

SOUTH SCIOTO ACADEMY
FRANKLIN COUNTY, OHIO

Single Audit

For the Year Ended June 30, 2023





65 East State Street
Columbus, Ohio 43215
ContactUs@ohioauditor.gov
800-282-0370

Governing Board
South Scioto Academy
2200 Winslow Drive
Columbus, OH 43207

We have reviewed the *Independent Auditor's Report* of South Scioto Academy, Franklin County, prepared by Charles E. Harris & Associates, Inc., for the audit period July 1, 2022 through June 30, 2023. Based upon this review, we have accepted these reports in lieu of the audit required by Section 117.11, Revised Code. The Auditor of State did not audit the accompanying financial statements and, accordingly, we are unable to express, and do not express an opinion on them.

Our review was made in reference to the applicable sections of legislative criteria, as reflected by the Ohio Constitution, and the Revised Code, policies, procedures and guidelines of the Auditor of State, regulations and grant requirements. South Scioto Academy is responsible for compliance with these laws and regulations.

Keith Faber
Auditor of State
Columbus, Ohio

February 12, 2025

This page intentionally left blank.

**SOUTH SCIOTO ACADEMY
FRANKLIN COUNTY
SINGLE AUDIT
For the Year Ended June 30, 2023**

TABLE OF CONTENTS

TITLE	PAGE
Independent Auditors' Report.....	1-3
Management's Discussion and Analysis.....	4-8
Basic Financial Statements:	
Statement of Net Position.....	10
Statement of Revenues, Expenses and Changes in Net Position.....	11
Statement of Cash Flows.....	12
Notes to the Basic Financial Statements.....	13-46
Required Supplementary Information	
Schedule of Academy's Proportionate Share of the Net Pension Liability - SERS.....	48-49
Schedule of Academy's Proportionate Share of the Net Pension Liability - STRS.....	50-51
Schedule of Academy's Contributions - SERS.....	52-53
Schedule of Academy's Contributions - STRS.....	54-55
Schedule of Academy's Proportionate Share of the Net OPEB Liability - SERS.....	56-57
Schedule of Academy's Proportionate Share of the Net OPEB Liability/Asset - STRS.....	58-59
Schedule of Academy's OPEB Contributions - SERS.....	60-61
Schedule of Academy's OPEB Contributions - STRS.....	62-63
Notes to Schedules of Required Supplementary Information.....	64-66
Schedule of Expenditures of Federal Awards (Prepared by Management).....	67
Notes to the Schedule of Expenditures of Federal Awards (Prepared by Management).....	68
Independent Auditor's Report on Internal Control Over Financial Reporting and on Compliance and Other Matters Based on an Audit of Financial Statements Performed in Accordance with <i>Government Auditing Standards</i>	69-70
Independent Auditors' Report on Compliance for the Major Program and on Internal Control Over Compliance Required by the Uniform Guidance.....	71-74
Schedule of Findings.....	75-77
Corrective Action Plan.....	78

This page intentionally left blank.

INDEPENDENT AUDITOR'S REPORT

South Scioto Academy
Franklin County
2200 Winslow Drive
Columbus, Ohio 43207

To the Board of Trustees:

Report on the Audit of the Financial Statements

Opinion

We have audited the financial statements of the South Scioto Academy, Franklin County, Ohio (the Academy), as of and for the year ended June 30, 2023, and the related notes to the financial statements, which collectively comprise the Academy's basic financial statements as listed in the table of contents.

In our opinion, the accompanying financial statements referred to above present fairly, in all material respects, the financial position of South Scioto Academy, Franklin County, Ohio, as of June 30, 2023, and the respective changes in financial position and cash flows thereof for the year then ended in accordance with the accounting principles generally accepted in the United States of America.

Basis for Opinion

We conducted our audit in accordance with auditing standards generally accepted in the United States of America (GAAS) and the standards applicable to financial audits contained in *Government Auditing Standards*, issued by the Comptroller General of the United States. Our responsibilities under those standards are further described in the *Auditor's Responsibilities for the Audit of the Financial Statements* section of our report. We are required to be independent of the Academy, and to meet our other ethical responsibilities, in accordance with the relevant ethical requirements relating to our audit. We believe that the audit evidence we have obtained is sufficient and appropriate to provide a basis for our audit opinion.

Responsibilities of Management for the Financial Statements

Management is responsible for the preparation and fair presentation of the financial statements in accordance with accounting principles generally accepted in the United States of America, and for the design, implementation, and maintenance of internal control relevant to the preparation and fair presentation of financial statements that are free from material misstatement, whether due to fraud or error.

In preparing the financial statements, management is required to evaluate whether there are conditions or events, considered in the aggregate, that raise substantial doubt about the Academy's ability to continue as a going concern for twelve months beyond the financial statement date, including any currently known information that may raise substantial doubt shortly thereafter.

Auditor's Responsibilities for the Audit of the Financial Statements

Our objectives are to obtain reasonable assurance about whether the financial statements as a whole are free from material misstatement, whether due to fraud or error, and to issue an auditor's report that includes our opinion. Reasonable assurance is a high level of assurance but is not absolute assurance and therefore is not a guarantee that an audit conducted in accordance with GAAS and *Government Auditing Standards* will always detect a material misstatement when it exists. The risk of not detecting a material misstatement resulting from fraud is higher than for one resulting from error, as fraud may involve collusion, forgery, intentional omissions, misrepresentations, or the override of internal control. Misstatements are considered material if there is a substantial likelihood that, individually or in the aggregate, they would influence the judgment made by a reasonable user based on the financial statements.

In performing an audit in accordance with GAAS and *Government Auditing Standards*, we

- exercise professional judgment and maintain professional skepticism throughout the audit.
- identify and assess the risks of material misstatement of the financial statements, whether due to fraud or error, and design and perform audit procedures responsive to those risks. Such procedures include examining, on a test basis, evidence regarding the amounts and disclosures in the financial statements.
- obtain an understanding of internal control relevant to the audit in order to design audit procedures that are appropriate in the circumstances, but not for the purpose of expressing an opinion on the effectiveness of the Academy's internal control. Accordingly, no such opinion is expressed.
- evaluate the appropriateness of accounting policies used and the reasonableness of significant accounting estimates made by management, as well as evaluate the overall presentation of the financial statements.
- conclude whether, in our judgment, there are conditions or events, considered in the aggregate, that raise substantial doubt about the Academy's ability to continue as a going concern for a reasonable period of time.


We are required to communicate with those charged with governance regarding, among other matters, the planned scope and timing of the audit, significant audit findings, and certain internal control-related matters that we identified during the audit.

Required Supplementary Information

Accounting principles generally accepted in the United States of America require that the management's discussion and analysis, and schedules of net pension liabilities, other postemployment benefit liabilities/assets, and pension and other postemployment benefit contributions listed in the table of contents, be presented to supplement the basic financial statements. Such information, although not a part of the basic financial statements, is required by the Governmental Accounting Standards Board, who considers it to be an essential part of financial reporting for placing the basic financial statements in an appropriate operational, economic, or historical context. We have applied certain limited procedures to the required supplementary information in accordance with auditing standards generally accepted in the United States of America, which consisted of inquiries of management about the methods of preparing the information and comparing the information for consistency with management's responses to our inquiries, the basic financial statements, and other knowledge we obtained during our audit of the basic financial statements. We do not express an opinion or provide any assurance on the information because the limited procedures do not provide us with sufficient evidence to express an opinion or provide any assurance.

Other Reporting Required by Government Auditing Standards

In accordance with *Government Auditing Standards*, we have also issued our report dated December 29, 2023, on our consideration of the Academy's internal control over financial reporting and our tests of its compliance with certain provisions of laws, regulations, contracts and grant agreements and other matters. The purpose of that report is solely to describe the scope of our testing of internal control over financial reporting and compliance and the results of that testing, and not to provide an opinion on the effectiveness of the Academy's internal control over financial reporting or on compliance. That report is an integral part of an audit performed in accordance with *Government Auditing Standards* in considering the Academy's internal control over financial reporting and compliance.

A handwritten signature in black ink, appearing to read "Charles E. Harris".

Charles E. Harris & Associates, Inc.
December 29, 2023

**SOUTH SCIOTO ACADEMY
FRANKLIN COUNTY, OHIO**

**MANAGEMENT'S DISCUSSION AND ANALYSIS
FOR THE FISCAL YEAR ENDED JUNE 30, 2023
(UNAUDITED)**

The Management's Discussion and Analysis of the South Scioto Academy's (The Academy) financial performance provides an overall review of the Academy's financial activities for the fiscal year ended June 30, 2023. The intent of this discussion and analysis is to look at the Academy's financial performance as a whole. Readers should also review the basic financial statements and notes to the basic financial statements to enhance their understanding of the Academy's financial performance.

Financial Highlights

Key financial highlights for fiscal year 2023 are as follows:

- Total assets were \$3,454,447 and deferred outflows of resources were \$546,802.
- Total liabilities were \$5,126,325 and deferred inflows of resources were \$470,589.
- Net position decreased by \$174,262.

Using the Basic Financial Statements

This report consists of four parts, the Management's Discussion and Analysis (MD&A), the basic financial statements, and notes to those statements, and required supplementary information. The basic financial statements include a Statement of Net Position, a Statement of Revenues, Expenses and Changes in Net Position, and Statement of Cash Flows.

Reporting the Academy's Financial Activities

Statement of Net Position, Statement of Revenues, Expenses, and Changes in Net Position and the Statement of Cash Flows

These documents look at all financial transactions and ask the question, "How did we do financially during 2023?" The Statement of Net Position and the Statement of Revenues, Expenses and Changes in Net Position answer this question. These statements include *all assets plus deferred outflows of resources, liabilities plus deferred inflows of resources, revenues and expenses* using the *accrual basis of accounting* similar to the accounting used by most private-sector companies. This basis of accounting will take into account all of the current year's revenues and expenses regardless of when cash is received or paid.

These two statements report the Academy's *net position* and changes in net position. This change in net position is important because it tells the reader that, for the Academy as a whole, the *financial position* of the Academy has improved or diminished. The causes of this change may be the result of many factors, some financial, some not.

The Statement of Cash Flows provides information about how the Academy finances and meets the cash flow needs of its operations.

Notes to the Basic Financial Statements

The notes provide additional information that is essential to a full understanding of the data provided in the financial statements.

**SOUTH SCIOTO ACADEMY
FRANKLIN COUNTY, OHIO**

**MANAGEMENT'S DISCUSSION AND ANALYSIS
FOR THE FISCAL YEAR ENDED JUNE 30, 2023
(UNAUDITED)**

Required Supplementary Information

In addition to the basic financial statements and accompanying notes, this report presents certain required supplementary information concerning the Academy's net pension liability, net OPEB liability and net OPEB asset.

The table below provides a summary of the Academy's net position for fiscal year 2023 and 2022.

Net Position		
	2023	2022
<u>Assets</u>		
Current assets	\$ 414,109	\$ 264,893
Net OPEB Asset	186,864	158,990
Deposits	9,074	9,074
Capital assets, net of depreciation/amortization	2,844,400	2,950,402
Total assets	<u>3,454,447</u>	<u>3,383,359</u>
<u>Deferred outflows</u>		
Pension	497,304	626,640
OPEB	49,498	70,786
Total Deferred Outflows of Resources	<u>546,802</u>	<u>697,426</u>
<u>Liabilities</u>		
Current liabilities	376,197	214,107
Long-term liabilities:		
Leases Payable	3,043,803	3,043,803
Net Pension liability	1,686,883	1,020,651
Net OPEB liability	19,442	26,232
Total liabilities	<u>5,126,325</u>	<u>4,304,793</u>
<u>Deferred inflows</u>		
Pension	283,529	1,000,747
OPEB	187,060	196,648
Total Deferred Inflows of Resources	<u>470,589</u>	<u>1,197,395</u>
<u>Net Position</u>		
Net investment in capital assets	(199,403)	(93,200)
Restricted	9,074	9,074
Unrestricted net position	(1,405,336)	(1,337,277)
Total net position	<u>\$ (1,595,665)</u>	<u>\$ (1,421,403)</u>

The net pension liability (NPL), the second largest single liability reported by the Academy at June 30, 2023, the net OPEB liability (NOL) and the net OPEB asset are reported pursuant to GASB Statement 68, "Accounting and Financial Reporting for Pensions—an Amendment of GASB Statement 27", and GASB Statement 75, "Accounting and Financial Reporting for Postemployment Benefits Other Than Pensions." For reasons discussed below, many end users of this financial statement will gain a clearer understanding of the School's actual financial condition by adding deferred inflows related to pension and OPEB, the net pension liability and the net OPEB liability to the reported net position and subtracting net OPEB asset and deferred outflows related to pension and OPEB.

**SOUTH SCIOTO ACADEMY
FRANKLIN COUNTY, OHIO**

**MANAGEMENT'S DISCUSSION AND ANALYSIS
FOR THE FISCAL YEAR ENDED JUNE 30, 2023
(UNAUDITED)**

Governmental Accounting Standards Board standards are national and apply to all government financial reports prepared in accordance with generally accepted accounting principles. When accounting for pension costs, GASB 27 focused on a funding approach. This approach limited pension costs to contributions annually required by law, which may or may not be sufficient to fully fund each plan's *net pension liability*. GASB 68 takes an earnings approach to pension accounting; however, the nature of Ohio's statewide pension systems and state law governing those systems requires additional explanation in order to properly understand the information presented in these statements.

Under the new standards required by GASB 68, the net pension liability equals the Academy's proportionate share of each plan's collective:

1. Present value of estimated future pension benefits attributable to active and inactive employees' past service
2. Minus plan assets available to pay these benefits

GASB notes that pension and OPEB obligations, whether funded or unfunded, are part of the "employment exchange" – that is, the employee is trading his or her labor in exchange for wages, benefits, and the promise of a future pension and other postemployment benefits. GASB noted that the unfunded portion of this promise is a present obligation of the government, part of a bargained-for benefit to the employee, and should accordingly be reported by the government as a liability since they received the benefit of the exchange. However, the Academy is not responsible for certain key factors affecting the balance of these liabilities. In Ohio, the employee shares the obligation of funding pension benefits with the employer. Both employer and employee contribution rates are capped by State statute. A change in these caps requires action of both Houses of the General Assembly and approval of the Governor. Benefit provisions are also determined by State statute. The Ohio Revised Code permits, but does not require the retirement systems to provide healthcare to eligible benefit recipients. The retirement systems may allocate a portion of the employer contributions to provide for these OPEB benefits.

The employee enters the employment exchange with the knowledge that the employer's promise is limited not by contract but by law. The employer enters the exchange also knowing that there is a specific, legal limit to its contribution to the retirement system. In Ohio, there is no legal means to enforce the unfunded liability of the pension/OPEB plan *as against the public employer*. State law operates to mitigate/lessen the moral obligation of the public employer to the employee, because all parties enter the employment exchange with notice as to the law. The retirement system is responsible for the administration of the pension and OPEB plans.

Most long-term liabilities have set repayment schedules or, in the case of compensated absences (i.e. sick and vacation leave), are satisfied through paid time-off or termination payments. There is no repayment schedule for the net pension liability or the net OPEB liability. As explained above, changes in benefits, contribution rates, and return on investments affect the balance of these liabilities, but are outside the control of the local government. In the event that contributions, investment returns, and other changes are insufficient to keep up with required payments, State statute does not assign/identify the responsible party for the unfunded portion. Due to the unique nature of how the net pension liability and the net OPEB liability are satisfied, these liabilities are separately identified within the long-term liability section of the statement of net position.

**SOUTH SCIOTO ACADEMY
FRANKLIN COUNTY, OHIO**

**MANAGEMENT'S DISCUSSION AND ANALYSIS
FOR THE FISCAL YEAR ENDED JUNE 30, 2023
(UNAUDITED)**

In accordance with GASB 68 and GASB 75, the Academy's statements prepared on an accrual basis of accounting include an annual pension expense and an annual OPEB expense for their proportionate share of each plan's *change* in net pension liability and net OPEB liability/asset, respectively, not accounted for as deferred inflows/outflows.

The changes in Net OPEB asset, deferred inflows and outflows of resources, Net Pension liability, and Net OPEB liability are due to the recording of GASB Statements No. 68 and 75 as previously discussed.

The increase in current assets and current liabilities in fiscal year 2023 is due to an increase in grant receivables and accounts payable. Over time, net position can serve as a useful indicator of a government's financial position. At June 30, 2023, the Academy's net position was a deficit of \$1,595,665, a decrease of \$174,262 from previous the year.

Change in Net Position

	2023	2022
<u>Operating Revenues</u>		
State foundation	\$ 2,429,693	\$ 2,499,424
Other operating revenues	52,924	143,077
Total operating revenue	<u>2,482,617</u>	<u>2,642,501</u>
<u>Operating Expenses</u>		
Purchased services - management fees	3,080,370	3,329,130
Depreciation/Amortization	106,002	106,002
Other operating expenses	195,570	95,999
Total operating expenses	<u>3,381,942</u>	<u>3,531,131</u>
<u>Non-operating revenues</u>		
Federal grants	867,889	940,936
Interest and Fiscal Charges	(155,747)	(138,609)
State grants	12,921	13,575
Total non-operating revenues	<u>725,063</u>	<u>815,902</u>
Change in net position	(174,262)	(72,728)
Net position at the beginning of the year	<u>(1,421,403)</u>	<u>(1,348,675)</u>
Net position at the end of the year	<u><u>\$ (1,595,665)</u></u>	<u><u>\$ (1,421,403)</u></u>

The revenue generated by a community school is almost entirely dependent on per-pupil allotment given by the state foundation and federal entitlement programs. State foundation and federal grants revenue decreased in fiscal year 2023 due to the decrease in school choice and food service funding.

**SOUTH SCIOTO ACADEMY
FRANKLIN COUNTY, OHIO**

**MANAGEMENT’S DISCUSSION AND ANALYSIS
FOR THE FISCAL YEAR ENDED JUNE 30, 2023
(UNAUDITED)**

The decrease in other operating expenses was due to the pension and OPEB expense accruals required by GASB Statement No. 68 and 75. Below is a comparison of other operating expense without the pension and OPEB expenses related to GASB 68 and GASB 75.

2023	2022
\$ 140,184	\$ 145,219

See Note 8 and 9 for further information regarding GASB 68 and GASB 75.

Capital Assets

As of June 30, 2023, the Academy had net capital assets of \$2,844,400 invested in intangible right-to-use lease – building. This is a decrease of \$106,002 from the balance of \$2,950,402 at July 1, 2022. See note 10 for further information on capital assets.

Long-term Obligations

As of June 30, 2023, the Academy had Leases Payable balance of \$3,043,803. This balance is unchanged from the balance at July 1, 2022. See note 7 for further information on long-term liabilities.

Current Financial Related Activities

The Academy is sponsored under a contract with the Ohio Council of Community Schools. In fiscal year 2023, enrollment decreased from 201 FTE (full time equivalent) to 203 FTE, an increase of 2 FTE. The Academy receives its finances mostly from state aid. Per pupil base aid for fiscal year 2023 was \$7,352.

Contacting the Academy’s Financial Management

This financial report is designed to provide our citizens with a general overview of the Academy’s finances and to show the Academy’s accountability for the money it receives. If you have any questions about this report or need additional information contact Todd Taylor, Treasurer of South Scioto Performance Academy, 2 Easton Oval Suite 525 Columbus OH 43219 or email Ttaylor@performanceacademies.com.

**BASIC
FINANCIAL STATEMENTS**

**SOUTH SCIOTO ACADEMY
FRANKLIN COUNTY, OHIO**

**STATEMENT OF NET POSITION
JUNE 30, 2023**

ASSETS

Current Assets:

Cash and Cash Equivalents	\$ 297,332
Receivables:	
Intergovernmental	116,777
Total Current Assets	<u>414,109</u>

Noncurrent Assets:

Net OPEB Asset	186,864
Deposits	9,074
Capital Assets, Net of Depreciation/Amortization	2,844,400
Total Noncurrent Assets	<u>3,040,338</u>
Total Assets	<u>3,454,447</u>

DEFERRED OUTFLOWS OF RESOURCES

Pension	497,304
OPEB	49,498
Total Deferred Outflows of Resources	<u>546,802</u>

LIABILITIES

Current Liabilities:

Accounts Payable	334,106
Accrued Interest Payable	42,091
Total Current Liabilities	<u>376,197</u>

Noncurrent Liabilities:

Leases Payable	3,043,803
Net Pension Liability	1,686,883
Net OPEB Liability	19,442
Total Noncurrent Liabilities	<u>4,750,128</u>
Total Liabilities	<u>5,126,325</u>

DEFERRED INFLOWS OF RESOURCES

Pension	283,529
OPEB	187,060
Total Deferred Inflows of Resources	<u>470,589</u>

NET POSITION

Net Investment in Capital Assets	(199,403)
Restricted for:	
Security Deposits	9,074
Unrestricted	(1,405,336)
Total Net Position	<u>\$ (1,595,665)</u>

See accompanying notes to the basic financial statements

**SOUTH SCIOTO ACADEMY
FRANKLIN COUNTY, OHIO**

**STATEMENT OF REVENUES, EXPENSES AND
CHANGES IN NET POSITION
FOR THE FISCAL YEAR ENDED JUNE 30, 2023**

OPERATING REVENUES

State Foundation	\$ 2,429,693
Other Operating Revenues	<u>52,924</u>
Total Operating Revenues	<u>2,482,617</u>

OPERATING EXPENSES

Purchased Services - management fees	3,080,370
Depreciation/Amortization	106,002
Other operating expenses	<u>195,570</u>
Total Operating Expenses	<u>3,381,942</u>
Operating Loss	<u>(899,325)</u>

NON-OPERATING REVENUES (EXPENSES)

Interest and Fiscal Charges	(155,747)
Federal grants	867,889
State grants	<u>12,921</u>
Total Nonoperating Revenues (Expenses)	<u>725,063</u>
Change in Net Position	(174,262)

Net Position - Beginning of Year	<u>(1,421,403)</u>
Net Position - End of Year	<u><u>\$ (1,595,665)</u></u>

See accompanying notes to the basic financial statements

**SOUTH SCIOTO ACADEMY
FRANKLIN COUNTY, OHIO**

**STATEMENT OF CASH FLOWS
FOR THE FISCAL YEAR ENDED JUNE 30, 2023**

CASH FLOWS FROM OPERATING ACTIVITIES

Cash Received from State of Ohio	\$ 2,429,693
Cash Received from Other Operations	52,924
Cash Payments for Purchased Services	(2,918,280)
Cash Payments for Other Expenses	<u>(140,184)</u>
Net Cash Used in Operating Activities	<u>(575,847)</u>

**CASH FLOWS FROM NONCAPITAL
FINANCING ACTIVITIES**

Federal grants	932,897
State grants	<u>12,921</u>
Net Cash Provided by Noncapital Financing Activities	<u>945,818</u>

**CASH FLOWS FROM CAPITAL AND
RELATED FINANCING ACTIVITIES**

Interest Paid on Long-term Debt	<u>(155,747)</u>
Net Cash Used in Capital and Related Financing Activities	<u>(155,747)</u>

Net Increase in Cash and Cash Equivalents	214,224
---	---------

Cash and Cash Equivalents - Beginning of Year	<u>83,108</u>
Cash and Cash Equivalents - End of Year	<u><u>\$ 297,332</u></u>

**RECONCILIATION OF OPERATING LOSS TO
NET CASH USED IN OPERATING ACTIVITIES**

Operating Loss	\$ (899,325)
----------------	--------------

Adjustments:

Depreciation/Amortization	106,002
(Increase) Decrease in Assets and Deferred Outflows:	
Net OPEB Asset	(27,874)
Deferred Outflow of Resources - Pension	129,336
Deferred Outflow of Resources - OPEB	21,288
Increase (Decrease) in Liabilities and Deferred Inflows:	
Accounts Payable	149,213
Accrued Interest Payable	12,877
Net Pension Liability	666,232
Net OPEB Liability	(6,790)
Deferred Inflow of Resources - Pension	(717,218)
Deferred Inflow of Resources - OPEB	<u>(9,588)</u>
Net Cash Used in Operating Activities	<u><u>\$ (575,847)</u></u>

See accompanying notes to the basic financial statements

**SOUTH SCIOTO ACADEMY
FRANKLIN COUNTY, OHIO**

**NOTES TO THE BASIC FINANCIAL STATEMENTS
FOR THE FISCAL YEAR ENDED JUNE 30, 2023**

NOTE 1 - DESCRIPTION OF THE ACADEMY

The South Scioto Academy (the “Academy”) has been approved as a tax exempt status nonprofit corporation under Section 501c(3) of the Internal Revenue Code. It was established pursuant to Ohio Rev. Code Chapters 3314 and 1702 to address the needs of students in kindergarten through grade eight. Management is not aware of any course of action or series of events that have occurred that might adversely affect the Academy’s tax-exempt status.

The Academy, which is part of the State’s education program, is independent of any school district and is nonsectarian in its programs, admissions policies, employment practices, and all other operations. The Academy may sue and be sued, acquire facilities as needed, and contract for any services necessary for the operation of the Academy. The Academy contracts with Performance Academies Inc. for most of its functions. See Note 13.

The Academy is sponsored under a contract with the Ohio Council of Community Schools (the Sponsor) for a period of five years commencing July 1, 2016. This contract was renewed for an additional five years. The Sponsor is responsible for evaluating the performance of the Academy and has the authority to deny renewal of the contract at its expiration or terminate the contract prior to its expiration.

The Academy operates under the direction of a five-member Governing Board (the “Board”). The Board is responsible for carrying out the provisions of the contract with the sponsor which include, but are not limited to, state-mandated provisions regarding student population, curriculum, academic goals, performance standards, admissions standards, and qualifications of teachers. The Governing Board controls the Academy’s instructional/support facility.

The Governing Board has entered into a management contract with Performance Academies Inc. The contract is for the period July 1, 2021 through June 30, 2026.

Also, the Academy is associated with META Solutions, which is defined as a jointly governed organization. It is a computer consortium of area schools sharing computer resources (See Note 15).

NOTE 2 - SUMMARY OF SIGNIFICANT ACCOUNTING POLICIES

The financial statements of the Academy have been prepared in conformity with accounting principles generally accepted in the United States of America (GAAP) as applied to governmental nonprofit organizations. The Governmental Accounting Standards Board (GASB) is the accepted standard-setting body for establishing governmental accounting and financial reporting principles. The more significant of the Academy’s accounting policies are described below.

A. Basis of Presentation

The Academy’s basic financial statements consist of a statement of net position, a statement of revenue, expenses, and changes in net position, and a statement of cash flows. Enterprise fund reporting focuses on the determination of the change in net position, financial position, and cash flows.

**SOUTH SCIOTO ACADEMY
FRANKLIN COUNTY, OHIO**

**NOTES TO THE BASIC FINANCIAL STATEMENTS
FOR THE FISCAL YEAR ENDED JUNE 30, 2023**

NOTE 2 - SUMMARY OF SIGNIFICANT ACCOUNTING POLICIES (Continued)

B. Measurement Focus

Enterprise accounting uses a flow of economic resources measurement focus. With this measurement focus, all assets, deferred outflows of resources, all liabilities and deferred inflows of resources are included on the statement of net position. The statement of changes in net position presents increases (i.e., revenues) and decreases (i.e., expenses) in net total position. The statement of cash flows provides information about how the Academy finances and meets the cash flow needs of its enterprise activities.

C. Basis of Accounting

Basis of accounting determines when transactions are recorded in the financial records and reported on the financial statements. The Academy's financial statements are prepared using the accrual basis of accounting.

Revenue resulting from exchange transactions, in which each party gives and receives essentially equal value, is recorded on the accrual basis when the exchange takes place.

Non-exchange transactions, in which the Academy receives value without directly giving equal value in return, include grants, entitlements, and donations. Revenue from grants, entitlements, and donations is recognized in the fiscal year in which all eligibility requirements have been satisfied. Eligibility requirements include timing requirements, which specify the year when the resources are required to be used or the fiscal year when use is first permitted, matching requirements, in which the Academy must provide local resources to be used for a specified purpose, and expenditure requirements, in which the resources are provided to the Academy on a reimbursement basis.

Expenses are recognized at the time they are incurred.

D. Budgetary Process

Community schools are statutorily required to adopt a budget by Ohio Revised Code 3314.032(C). However, unlike traditional public schools located in the State of Ohio, community schools are not required to follow the specific budgetary process and limits set forth in the Ohio Revised Code Chapter 5705, unless specifically provided in the contract between the School and its Sponsor. The contract between the Academy and its Sponsor does prescribe an annual budget requirement in addition to preparing a 5-year forecast which is to be updated on an annual basis.

E. Cash and Cash Equivalents

Cash received by the Academy is reflected as "Cash and Cash Equivalents" on the statement of net position. The Academy did not have any investments during the period ended June 30, 2023.

**SOUTH SCIOTO ACADEMY
FRANKLIN COUNTY, OHIO**

**NOTES TO THE BASIC FINANCIAL STATEMENTS
FOR THE FISCAL YEAR ENDED JUNE 30, 2023**

NOTE 2 - SUMMARY OF SIGNIFICANT ACCOUNTING POLICIES (Continued)

F. Capital Assets

Capital assets are capitalized at cost (or estimated historical cost) and updated for additions and retirements during the year. Donated capital assets are recorded at their acquisition values as of the date received. The Academy maintains a capitalization threshold of \$5,000 for furniture and equipment, education media, land, and buildings, or any one item costing under \$5,000 alone but purchased in a group for over \$12,500. Software costing more than \$10,000 per application is also capitalized. The Academy capitalizes all new vehicles and modular buildings and uses professional judgement for pre-owned vehicles and modular buildings. Site improvements, building improvements and leasehold improvements are subject to professional judgement but not less capitalized if less than \$25,000. The Academy does not possess any infrastructure. Improvements are capitalized; the costs of normal maintenance and repairs that do not add to the value of the asset or materially extend an asset's life are not. The Academy did not own any land or buildings during fiscal year 2023.

Intangible right-to-use Lease – Buildings are stated at present value of future payments and are amortized on the straight-line method over their estimated useful lives. Buildings are recorded at historical cost on the date of conveyance. Upon the completion/termination of the lease agreement of the building, the cost and related amortization are removed from the accounts.

All reported capital assets are depreciated/amortized. Improvements are depreciated over the remaining useful lives of the related capital assets. Depreciation is computed using the straight-line method over the following useful lives:

Furniture, Fixtures and Equipment	7 Years
Computer/EDP Equipment	3 Years
Office/Non EDP Equipment	6 Years
Intangible right-to-use lease - building	35 years

G. Operating Revenues and Expenses

Operating revenues are those revenues that are generated directly from the primary activities. For the Academy, these revenues are primarily foundation payments and other operating revenues. Operating expenses are necessary costs incurred to provide the goods or services that are the primary activity of the Academy. Revenues and expenses not meeting this definition are reported as non-operating.

H. Estimates

The preparation of financial statements in conformity with generally accepted accounting principles requires management to make estimates and assumptions that affect certain reported amounts and disclosures. Accordingly, actual results could differ from those estimates.

**SOUTH SCIOTO ACADEMY
FRANKLIN COUNTY, OHIO**

**NOTES TO THE BASIC FINANCIAL STATEMENTS
FOR THE FISCAL YEAR ENDED JUNE 30, 2023**

NOTE 2 - SUMMARY OF SIGNIFICANT ACCOUNTING POLICIES (Continued)

I. Security Deposit

The Academy entered into a lease for the use of the building for the administration and instruction of the Academy. Based on the lease agreement, a security deposit was required to be paid at the signing of the agreement. This amount, totaling \$9,074, is held by the lessor (See Note 12).

J. Net Position

Net position represents the difference between assets and liabilities. Net position is reported as restricted when there are limitations imposed on their use through external restriction imposed by creditors, grantors, or laws and regulations of other governments. The Academy applies restricted resources when an expense is incurred for purposes for which both restricted and unrestricted net position are available. Net position invested in capital assets consist of capital assets, net of accumulated depreciation, reduced by the outstanding balances of any borrowings used for the acquisition, construction, or improvement of those assets.

K. Prepaid Items

Payments made to vendors for services that will benefit fiscal years beyond June 30, 2023 are recorded as prepaid items using the consumption method. A current asset for the prepaid amount is recorded at the time of the purchase and an expense is reported in the fiscal year ended in which services are consumed. The Academy did not have any prepaids as June 30, 2023.

L. Intergovernmental Revenues

The Academy currently participates in the State Foundation Program. Revenues received from this program are recognized as operating revenues in the accounting period in which all eligibility requirements have been met. Grants and entitlements are recognized as non-operating revenues in the accounting period in which eligibility requirements have been met.

Eligibility requirements include timing requirements, which specify the year when the resources are required to be used or the fiscal year when use is first permitted, matching requirements, in which the Academy must provide local resources to be used for a specific purpose, and expenditure requirements, in which the resources are provided to the Academy on a reimbursement basis.

The Academy also participates in various federal programs passed through the Ohio Department of Education.

Under the above programs, the Academy recorded \$2,429,693 this fiscal year from the State Foundation Program. \$867,889 was recognized from Federal Grants and \$12,921 from State Grants.

**SOUTH SCIOTO ACADEMY
FRANKLIN COUNTY, OHIO**

**NOTES TO THE BASIC FINANCIAL STATEMENTS
FOR THE FISCAL YEAR ENDED JUNE 30, 2023**

NOTE 2 - SUMMARY OF SIGNIFICANT ACCOUNTING POLICIES (Continued)

M. Deferred Outflows/Inflows of Resources

In addition to assets, the government-wide statement of net position will report a separate section for deferred outflows of resources. Deferred outflows of resources, represents a consumption of net assets that applies to a future period and will not be recognized as an outflow of resources (expense/expenditure) until then. For the Academy, deferred outflows of resources are reported in the statement of net position for pension and OPEB. The deferred outflows of resources related to pension and OPEB plans are explained in Notes 8 and 9.

In addition to liabilities, the statements of financial position report a separate section for deferred inflows of resources. Deferred inflows of resources represent an acquisition of net assets that applies to a future period and will not be recognized until that time. For the Academy, deferred inflows of resources include pension and OPEB. These amounts are deferred and recognized as an inflow of resources in the period the amounts become available. Deferred inflows of resources related to pension and OPEB plans are reported on the statement of net position. (See Notes 8 and 9).

M. Pensions/Other Postemployment Benefits

For purposes of measuring the net pension/OPEB liability, net OPEB asset, deferred outflows of resources and deferred inflows of resources related to pensions/OPEB, and pension/OPEB expense, information about the fiduciary net position of the pension/OPEB plans and additions to/deductions from their fiduciary net position have been determined on the same basis as they are reported by the pension/OPEB plan. For this purpose, benefit payments (including refunds of employee contributions) are recognized when due and payable in accordance with the benefit terms. The pension/OPEB plans report investments at fair value.

NOTE 3 - CHANGE IN ACCOUNTING PRINCIPLES

During the fiscal year, the Academy implemented the following Governmental Accounting Standards Board (GASB) Statements and Guides:

GASB Implementation Guide 2021-1 provides clarification on issues related to previously established GASB guidance. These changes were incorporated in the Academy's financial statements; however, there was no effect on the beginning net position/fund balance.

GASB Statement No. 91, *Conduit Debt Obligations*. The primary objectives of this Statement are to provide a single method of reporting conduit debt obligations by issuers and eliminate diversity in practice associated with (1) commitments extended by issuers, (2) arrangements associated with conduit debt obligations, and (3) related note disclosures. The implementation of this Statement did not have an effect on the financial statements of the Academy.

**SOUTH SCIOTO ACADEMY
FRANKLIN COUNTY, OHIO**

**NOTES TO THE BASIC FINANCIAL STATEMENTS
FOR THE FISCAL YEAR ENDED JUNE 30, 2023**

NOTE 3 - CHANGE IN ACCOUNTING PRINCIPLES (Continued)

GASB Statement No. 94, *Public-Private and Public-Public Partnerships and Availability Payment Arrangements*. The primary objective of this Statement is to improve financial reporting by addressing issues related to public-private and public-public partnership arrangements (PPPs). Need to review and then conclude for each entity. The implementation of this Statement did not have an effect on the financial statements of the Academy.

GASB Statement No. 96, *Subscription-Based Information Technology Arrangements*. This Statement provides guidance on the accounting and financial reporting for subscription-based information technology arrangements (SBITAs) for government end users (governments). This Statement (1) defines a SBITA; (2) establishes that a SBITA results in a right-to-use subscription asset—an intangible asset—and a corresponding subscription liability; (3) provides the capitalization criteria for outlays other than subscription payments, including implementation costs of a SBITA; and (4) requires note disclosures regarding a SBITA. The implementation of this Statement did not have an effect on the financial statements of the Academy.

GASB Statement No. 99, *Omnibus 2022*. The objectives of this Statement are to enhance comparability in accounting and financial reporting and to improve the consistency of authoritative literature by addressing (1) practice issues that have been identified during implementation and application of certain GASB Statements and (2) accounting and financial reporting for financial guarantees. The implementation of this Statement did not have an effect on the financial statements of the Academy.

This space intentionally left blank

**SOUTH SCIOTO ACADEMY
FRANKLIN COUNTY, OHIO**

**NOTES TO THE BASIC FINANCIAL STATEMENTS
FOR THE FISCAL YEAR ENDED JUNE 30, 2023**

NOTE 4 - DEPOSITS

At June 30, 2023, the book amount and the bank balance of the Academy's deposits was \$297,332. Based on the criteria described in GASB Statement No. 40, "Deposits and Investment Risk Disclosures", as of June 30, 2023, \$47,332 of the Academy's bank balance of \$297,329 was exposed to custodial risk while \$250,000 was covered by the FDIC.

NOTE 5 - RECEIVABLES

Receivables at June 30, 2023, consisted of intergovernmental receivables arising from grants and entitlements. All receivables are considered collectable in full. A summary of the intergovernmental receivables follows:

Intergovernmental receivables:	<u>Amount</u>
Title I	\$ 22,777
Title II-A	1,039
Title IV-A	3,535
IDEA B	2,135
ARP ESSER	73,914
ARP IDEA	12,016
ARP ECSE	891
ECSE	470
Total intergovernmental receivable	<u><u>\$116,777</u></u>

This space intentionally left blank

**SOUTH SCIOTO ACADEMY
FRANKLIN COUNTY, OHIO**

**NOTES TO THE BASIC FINANCIAL STATEMENTS
FOR THE FISCAL YEAR ENDED JUNE 30, 2023**

NOTE 6 - CAPITAL ASSETS

Capital asset activity for the fiscal year ended June 30, 2023 follows:

	Balance 7/1/2022	Additions	Disposals	Balance 6/30/2023
Capital assets being depreciated/amortized				
Intangible right-to-use lease - Buildings	\$ 3,056,404	\$ -	\$ -	\$ 3,056,404
Furniture fixtures and equipment	279,615	-	-	279,615
	<u>3,336,019</u>	<u>-</u>	<u>-</u>	<u>3,336,019</u>
Accumulated Depreciation/Amortization				
Intangible right-to-use lease - Buildings	(106,002)	(106,002)	-	(212,004)
Furniture fixtures and equipment	<u>(279,615)</u>	<u>-</u>	<u>-</u>	<u>(279,615)</u>
	<u>(385,617)</u>	<u>(106,002)</u>	<u>-</u>	<u>(491,619)</u>
Capital assets, being depreciated/amortized, net	<u>\$ 2,950,402</u>	<u>\$ (106,002)</u>	<u>\$ -</u>	<u>\$ 2,844,400</u>

NOTE 7 - RISK MANAGEMENT

The Academy is exposed to various risks of loss related to torts; theft of, damage to, and destruction of assets; errors and omissions; and natural disasters. As part of its management agreement with Performance Academies, Inc., Performance Academies, Inc. has contracted with an insurance company for property and general liability insurance pursuant to the Management Agreement. There was no significant reduction in insurance coverage from the prior year and claims have not exceeded insurance coverage over the past three years.

This space intentionally left blank

**SOUTH SCIOTO ACADEMY
FRANKLIN COUNTY, OHIO**

**NOTES TO THE BASIC FINANCIAL STATEMENTS
FOR THE FISCAL YEAR ENDED JUNE 30, 2023**

NOTE 8 - DEFINED BENEFIT PENSION PLAN

A. Net Pension Liability

The net pension liability reported on the Statement of Net Position represents a liability to employees for pensions. Pensions are a component of exchange transactions—between an employer and its employees—of salaries and benefits for employee services. Pensions are provided to an employee—on a deferred-payment basis—as part of the total compensation package offered by an employer for employee services each financial period. The obligation to sacrifice resources for pensions is a present obligation because it was created as a result of employment exchanges that already have occurred.

The net pension liability represents the Academy's proportionate share of each pension plan's collective actuarial present value of projected benefit payments attributable to past periods of service, net of each pension plan's fiduciary net position. The net pension liability calculation is dependent on critical long-term variables, including estimated average life expectancies, earnings on investments, cost of living adjustments and others. While these estimates use the best information available, unknowable future events require adjusting this estimate annually.

The Ohio Revised Code limits the Academy's obligation for this liability to annually required payments. The Academy cannot control benefit terms or the manner in which pensions are financed; however, the Academy does receive the benefit of employees' services in exchange for compensation including pension.

GASB 68 assumes the liability is solely the obligation of the employer, because (1) they benefit from employee services; and (2) State statute requires all funding to come from these employers. All contributions to date have come solely from these employers (which also includes costs paid in the form of withholdings from employees). State statute requires the pension plans to amortize unfunded liabilities within 30 years. If the amortization period exceeds 30 years, each pension plan's board must propose corrective action to the State legislature. Any resulting legislative change to benefits or funding could significantly affect the net pension liability. Resulting adjustments to the net pension liability would be effective when the changes are legally enforceable.

The proportionate share of each plan's unfunded benefits is presented as a long-term *net pension liability* on the accrual basis of accounting. Any liability for the contractually-required pension contribution outstanding at the end of the year is included in *accounts payable*.

B. Plan Description - School Employees Retirement (SERS)

Plan Description —Academy non-teaching employees participate in SERS, a cost-sharing, multiple-employer defined benefit pension plan administered by SERS. SERS provides retirement, disability, and survivor benefits, annual cost-of-living adjustments, and death benefits to plan members and beneficiaries.

**SOUTH SCIOTO ACADEMY
FRANKLIN COUNTY, OHIO**

**NOTES TO THE BASIC FINANCIAL STATEMENTS
FOR THE FISCAL YEAR ENDED JUNE 30, 2023**

NOTE 8 - DEFINED BENEFIT PENSION PLAN (Continued)

B. Plan Description - School Employees Retirement System (SERS) (Continued)

Authority to establish and amend benefits is provided by Ohio Revised Code Chapter 3309. SERS issues a publicly available, stand-alone financial report that includes financial statements, required supplementary information, and detailed information about SERS' fiduciary net position. That report can be obtained by visiting the SERS website at www.ohsers.org under Employers/Audit Resources.

Age and service requirements for retirement are as follows:

	Eligible to Retire on or before August 1, 2017 *	Eligible to Retire on or after August 1, 2017
Full Benefits	Any age with 30 years of service credit	Age 67 with 10 years of service credit; or Age 57 with 30 years of service credit
Actuarially Reduced Benefits	Age 60 with 5 years of service credit Age 55 with 25 years of service credit	Age 62 with 10 years of service credit; or Age 60 with 25 years of service credit

* Members with 25 years of service credit as of August 1, 2017, will be included in this plan.

Annual retirement benefits are calculated based on final average salary multiplied by a percentage that varies based on years of service; 2.2 percent for the first thirty years of service and 2.5 percent for years of service credit over 30. Final average salary is the average of the highest three years of salary.

An individual whose benefit effective date is before April 1, 2018, is eligible for a cost-of-living adjustment (COLA) on the first anniversary date of the benefit. Beginning April 1, 2018, new benefit recipients must wait until the fourth anniversary of their benefit for COLA eligibility. The COLA is added each year to the base benefit amount on the anniversary date of the benefit. The COLA is indexed to the percentage increase in the CPI-W, not to exceed 2.5% and with a floor of 0.0%.

A three-year COLA suspension was in effect for all benefit recipients for calendar years 2018, 2019, and 2020. The Retirement Board approved a 2.5% COLA for calendar year 2022.

Funding Policy – Plan members are required to contribute 10 percent of their annual covered salary and the Academy is required to contribute 14 percent of annual covered payroll. The contribution requirements of plan members and employers are established and may be amended by the SERS' Retirement Board up to statutory maximum amounts of 10 percent for plan members and 14 percent for employers.

**SOUTH SCIOTO ACADEMY
FRANKLIN COUNTY, OHIO**

**NOTES TO THE BASIC FINANCIAL STATEMENTS
FOR THE FISCAL YEAR ENDED JUNE 30, 2023**

NOTE 8 - DEFINED BENEFIT PENSION PLAN (Continued)

B. Plan Description - School Employees Retirement System (SERS) (Continued)

The Retirement Board, acting with the advice of the actuary, allocates the employer contribution rate among four of the System's funds (Pension Trust Fund, Death Benefit Fund, Medicare B Fund, and Health Care Fund). For the fiscal year ended June 30, 2023, the allocation to pension, death benefits, and Medicare B was the entire 14.0 percent.

The Academy's contractually required contribution to SERS was \$8,644 for fiscal year 2023.

C. Plan Description - State Teachers Retirement System (STRS)

Plan Description –Academy licensed teachers and other faculty members participate in STRS Ohio, a cost-sharing, multiple-employer public employee retirement system administered by STRS. STRS provides retirement and disability benefits to members and death and survivor benefits to beneficiaries. STRS issues a stand-alone financial report that includes financial statements, required supplementary information, and detailed information about STRS' fiduciary net position. That report can be obtained by writing to STRS, 275 E. Broad St., Columbus, OH 43215-3771, by calling (888) 227-7877, or by visiting the STRS Web site at www.strsoh.org.

New members have a choice of three retirement plans; a Defined Benefit (DB) Plan, a Defined Contribution (DC) Plan, and a Combined Plan. Benefits are established by Ohio Revised Code Chapter 3307.

The DB plan offers an annual retirement allowance based on final average salary multiplied by a percentage that varies based on years of service. Effective August 1, 2015, the calculation is 2.2 percent of final average salary for the five highest years of earnings multiplied by all years of service. Eligibility changes will be phased in until August 1, 2023, when retirement eligibility for unreduced benefits will be five years of service credit and age 65, or 35 years of service credit at any age. Eligibility changes for DB plan members who retire with actuarially reduced benefits will be phased in until August 1, 2023 when retirement eligibility will be five years of qualifying service credit regardless of age.

The DC Plan allows members to place all of their member contributions and 9.53 percent of the 14 percent employer contributions into an investment account. Investment allocation decisions are determined by the member. The remaining 4.47 percent of the 14 percent employer rate is allocated to the defined benefit unfunded liability. A member is eligible to receive a retirement benefit at age 50 and termination of employment. The member may elect to receive a lifetime monthly annuity or a lump sum withdrawal.

**SOUTH SCIOTO ACADEMY
FRANKLIN COUNTY, OHIO**

**NOTES TO THE BASIC FINANCIAL STATEMENTS
FOR THE FISCAL YEAR ENDED JUNE 30, 2023**

NOTE 8 - DEFINED BENEFIT PENSION PLAN (Continued)

C. Plan Description State Teachers Retirement System (STRS) (Continued)

The Combined Plan offers features of both the DB Plan and the DC Plan. In the Combined Plan, 12.0 of the 14.0 percent member rates goes to the DC Plan and the remaining 2.0 percent goes to the DB plan. Member contributions to the DC plan are allocated among investment choices by the member, and contributions to the DB plan from the employer and the member are used to fund the defined benefit payment at a reduced level from the regular DB Plan. The defined benefit portion of the Combined Plan payment is payable to a member on or after age 60 with five years of services. The defined contribution portion of the account may be taken as a lump sum payment or converted to a lifetime monthly annuity after termination of employment at age 50 or later.

New members who choose the DC plan or Combined Plan will have another opportunity to reselect a permanent plan during their fifth year of membership. Members may remain in the same plan or transfer to another STRS plan. The optional annuitization of a member's defined contribution account or the defined contribution portion of a member's Combined Plan account to a lifetime benefit results in STRS bearing the risk of investment gain or loss on the account.

STRS has therefore included all three plan options in the GASB 68 schedules of employer allocation and pension amounts by employer.

A DB or Combined Plan member with five or more years of credited service who is determined to be disabled may qualify for a disability benefit. Eligible survivors of members who die before service retirement may qualify for monthly benefits. New members on or after July 1, 2013, must have at least ten years of qualifying service credit that apply for disability benefits. Members in the DC Plan who become disabled are entitled only to their account balance. If a member of the DC Plan dies before retirement benefits begin, the member's designated beneficiary is entitled to receive the member's account balance.

Funding Policy – Employer and member contribution rates are established by the State Teachers Retirement Board and limited by Chapter 3307 of the Ohio Revised Code. For the fiscal year ended June 30, 2023, plan members were required to contribute 14 percent of their annual covered salary. The Academy was required to contribute 14 percent; the entire 14 percent was the portion used to fund pension obligations. The fiscal year 2023 contribution rates were equal to the statutory maximum rates.

The Academy's contractually required contributions to STRS was \$135,220 for fiscal year 2023.

**SOUTH SCIOTO ACADEMY
FRANKLIN COUNTY, OHIO**

**NOTES TO THE BASIC FINANCIAL STATEMENTS
FOR THE FISCAL YEAR ENDED JUNE 30, 2023**

NOTE 8 - DEFINED BENEFIT PENSION PLAN (Continued)

D. Pension Liabilities, Pension Expense, and Deferred Outflows of Resources and Deferred Inflows of Resources Related to Pensions

The net pension liability was measured as of June 30, 2022, and the total pension liability used to calculate the net pension liability was determined by an actuarial valuation as of that date. The Academy's proportion of the net pension liability was based on the Academy's share of contributions to the pension plan relative to the contributions of all participating entities. Following is information related to the proportionate share and pension expense:

	SERS	STRS	Total
Proportion of the Net Pension Liability			
Prior Measurement Date	0.0015313%	0.00754075%	
Proportion of the Net Pension Liability			
Current Measurement Date	0.0015272%	0.00721670%	
Change in Proportionate Share	-0.0000041%	-0.00032404%	
Proportionate Share of the Net Pension			
Liability	\$ 82,603	\$ 1,604,280	\$ 1,686,883
Pension Expense	\$ 1,288	\$ 220,926	\$ 222,214

At June 30, 2023, the Academy reported deferred outflows of resources and deferred inflows of resources related to pensions from the following sources:

	SERS	STRS	Total
Deferred Outflows of Resources			
Differences between expected and actual experience	\$ 3,346	\$ 20,535	\$ 23,881
Changes of assumptions	816	191,984	192,800
Net difference between projected and actual earnings on pension plan investments	-	55,826	55,826
Changes in proportion and differences between Academy contributions and proportionate share of contributions	-	80,933	80,933
Academy contributions subsequent to the measurement date	8,644	135,220	143,864
Total Deferred Outflows of Resources	<u>\$ 12,806</u>	<u>\$ 484,498</u>	<u>\$ 497,304</u>
Deferred Inflows of Resources			
Differences between expected and actual experience	\$ 542	\$ 6,136	\$ 6,678
Changes of assumptions	-	144,509	144,509
Net difference between projected and actual earnings on pension plan investments	2,882	-	2,882
Changes in proportion and differences between Academy contributions and proportionate share of contributions	1,976	127,484	129,460
Total Deferred Inflows of Resources	<u>\$ 5,400</u>	<u>\$ 278,129</u>	<u>\$ 283,529</u>

**SOUTH SCIOTO ACADEMY
FRANKLIN COUNTY, OHIO**

**NOTES TO THE BASIC FINANCIAL STATEMENTS
FOR THE FISCAL YEAR ENDED JUNE 30, 2023**

NOTE 8 - DEFINED BENEFIT PENSION PLAN (Continued)

D. Pension Liabilities, Pension Expense, and Deferred Outflows of Resources and Deferred Inflows of Resources Related to Pensions (Continued)

\$143,864 reported as deferred outflows of resources related to pension resulting from Academy contributions subsequent to the measurement date will be recognized as a reduction of the net pension liability in the year ending June 30, 2024. Other amounts reported as deferred outflows of resources and deferred inflows of resources related to pension will be recognized in pension expense as follows:

	SERS	STRS	Total
Fiscal Year Ending June 30:			
2024	(\$1,561)	(\$34,892)	(\$36,453)
2025	(351)	(23,475)	(23,826)
2026	(4,117)	(33,188)	(37,305)
2027	4,791	162,704	167,495
Total	(\$1,238)	\$71,149	\$69,911

E. Actuarial Assumptions - SERS

SERS' total pension liability was determined by their actuaries in accordance with GASB Statement No. 67 as part of their annual actuarial valuation for each defined benefit retirement plan. Actuarial valuations of an ongoing plan involve estimates of the value of reported amounts (e.g., salaries, credited service) and assumptions about the probability of occurrence of events far into the future (e.g., mortality, disabilities, retirements, employment termination). Actuarially determined amounts are subject to continual review and potential modifications, as actual results are compared with past expectations and new estimates are made about the future.

Projections of benefits for financial reporting purposes are based on the substantive plan (the plan as understood by the employers and plan members) and include the types of benefits provided at the time of each valuation and the historical pattern of sharing benefit costs between the employers and plan members to that point. The projection of benefits for financial reporting purposes does not explicitly incorporate the potential effects of legal or contractual funding limitations.

Actuarial calculations reflect a long-term perspective. For a newly hired employee, actuarial calculations will take into account the employee's entire career with the employer and also take into consideration the benefits, if any, paid to the employee after termination of employment until the death of the employee and any applicable contingent annuitant. In many cases actuarial calculations reflect several decades of service with the employer and the payment of benefits after termination.

**SOUTH SCIOTO ACADEMY
FRANKLIN COUNTY, OHIO**

**NOTES TO THE BASIC FINANCIAL STATEMENTS
FOR THE FISCAL YEAR ENDED JUNE 30, 2023**

NOTE 8 - DEFINED BENEFIT PENSION PLAN (Continued)

E. Actuarial Assumptions - SERS (Continued)

Key methods and assumptions used in calculating the total pension liability in the latest actuarial valuation, prepared as of June 30, 2022, are presented below:

Wage Inflation	2.40 percent
Future Salary Increases, including inflation	3.25 percent to 13.58 percent
COLA or Ad Hoc COLA	2.0 percent, on and after April 1, 2018, COLA's for future retirees will be delayed for three years following commencement
Investment Rate of Return	7.00 percent net of System expenses
Actuarial Cost Method	Entry Age Normal

Mortality rates were based on the PUB-2010 General Employee Amount Weight Below Median Healthy Retiree mortality table projected to 2017 with ages set forward 1 year and adjusted 94.20% for males and set forward 2 years and adjusted 81.35% for females.

Mortality among disable members were based upon the PUB-2010 General Disabled Retiree mortality table projected to 2017 with ages set forward 5 years and adjusted 103.3% for males and set forward 3 years and adjusted 106.8% for females. Future improvement in mortality rates is reflected by applying the MP-2020 projection scale generationally.

The most recent experience study was completed June 30, 2020.

The long-term return expectation for the Pension Plan Investments has been determined using a building-block approach and assumes a time horizon, as defined in SERS' *Statement of Investment Policy*. A forecasted rate of inflation serves as the baseline for the return expectation. Various real return premiums over the baseline inflation rate have been established for each asset class. The long-term expected nominal rate of return has been determined by calculating a weighted averaged of the expected real return premiums for each asset class, adding the projected inflation rate, and adding the expected return from rebalancing uncorrelated asset classes. The target allocation and best estimates of arithmetic real rates of return for each major asset class are summarized in the following table:

Asset Class	Target Allocation	Long-Term Expected Real Rate of Return
Cash	2.00 %	(0.45) %
US Equity	24.75	5.37
Non-US Equity Developed	13.50	6.22
Non-US Equity Emerging	6.75	8.22
Fixed Income/Global Bonds	19.00	1.20
Private Equity	11.00	10.05
Real Estate/Real Assets	16.00	4.87
Multi-Asset Strategies	4.00	3.39
Private Debt/Private Credit	3.00	5.38
Total	100.00 %	

**SOUTH SCIOTO ACADEMY
FRANKLIN COUNTY, OHIO**

**NOTES TO THE BASIC FINANCIAL STATEMENTS
FOR THE FISCAL YEAR ENDED JUNE 30, 2023**

NOTE 8 - DEFINED BENEFIT PENSION PLAN (Continued)

E. Actuarial Assumptions - SERS (Continued)

Discount Rate The total pension liability was calculated using the discount rate of 7.00 percent. The projection of cash flows used to determine the discount rate assumed the contributions from employers and from the members would be computed based on contribution requirements as stipulated by State statute. Projected inflows from investment earning were calculated using the long-term assumed investment rate of return (7.00 percent).

Based on those assumptions, the plan's fiduciary net position was projected to be available to make all future benefit payments of current plan members. Therefore, the long-term expected rate of return on pension plan investments was applied to all periods of projected benefits to determine the total pension liability.

Sensitivity of the Academy's Proportionate Share of the Net Pension Liability to Changes in the Discount Rate Net pension liability is sensitive to changes in the discount rate, and to illustrate the potential impact the following table presents the net pension liability calculated using the discount rate of 7.00 percent, as well as what each plan's net pension liability would be if it were calculated using a discount rate that is one percentage point lower (6.00 percent), or one percentage point higher (8.00 percent) than the current rate.

	1% Decrease (6.00%)	Current Discount Rate (7.00%)	1% Increase (8.00%)
Academy's proportionate share of the net pension liability	\$ 121,587	\$ 82,603	\$ 49,759

F. Actuarial Assumptions – STRS

Key methods and assumptions used in the latest actuarial valuation, reflecting experience study results used in the July 1, 2022, actuarial valuation.

Inflation	2.50 percent
Projected salary increases	Varies by service from 2.5% to 8.5%
Investment Rate of Return	7.00 percent, net of investment expenses, including inflation
Discount Rate of Return	7.00 percent
Payroll Increases	3 percent
Cost-of-Living Adjustments	0.0 percent

**SOUTH SCIOTO ACADEMY
FRANKLIN COUNTY, OHIO**

**NOTES TO THE BASIC FINANCIAL STATEMENTS
FOR THE FISCAL YEAR ENDED JUNE 30, 2023**

NOTE 8 - DEFINED BENEFIT PENSION PLAN (Continued)

F. Actuarial Assumptions – STRS (Continued)

Post-retirement mortality rates are based on the Pub-2010 Teachers Healthy Annuitant Mortality Table, adjusted 110% for males, projected forward generationally using mortality improvement scale MP-2020. Pre-retirement mortality rates are based on Pub-2010 Teachers Employee Table adjusted 95% for females, projected forward generationally using mortality improvement scale MP-2020. Post-retirement disabled mortality rates are based on Pub-2010 Teachers Disable Annuitant Table projected forward generationally using mortality improvement scale MP-2020.

Actuarial assumptions used in the June 30, 2022 valuation are based on the results of an actuarial experience study for the period July 1, 2015 through June 30, 2021.

STRS Ohio's investment consultant develops an estimate range for the investment return assumption based on the target allocation adopted by the Retirement Board. The target allocation and long-term expected rate of return for each major asset class are summarized as follows:

<u>Asset Class</u>	<u>Target Allocation *</u>	<u>Long-Term Expected Real Rate of Return **</u>
Domestic Equity	26.00 %	6.60 %
International Equity	22.00	6.80
Alternatives	19.00	7.38
Fixed Income	22.00	1.75
Real Estate	10.00	5.75
Liquidity Reserves	<u>1.00</u>	1.00
Total	<u>100.00 %</u>	

* Target allocation percentage is effective as of July 1, 2022. Target weights were phased in over a 3-month period concluding on October 1, 2022.

** 10-Year annualized geometric nominal returns, which include the real rate of return and inflation of 2.25% and does not include investment expenses. Over a 30-year period, STRS Ohio's investment consultant indicates that the above target allocations should generate a return above the actuarial rate of return, without net value added by management.

Discount Rate The discount rate used to measure the total pension liability was 7.00 percent as of June 30, 2022. The projection of cash flows used to determine the discount rate assumes member and employer contributions will be made at the statutory contribution rates in accordance with rate increases described above. For this purpose, only employer contributions that are intended to fund benefits of current plan members and their beneficiaries are included.

**SOUTH SCIOTO ACADEMY
FRANKLIN COUNTY, OHIO**

**NOTES TO THE BASIC FINANCIAL STATEMENTS
FOR THE FISCAL YEAR ENDED JUNE 30, 2023**

NOTE 8 - DEFINED BENEFIT PENSION PLAN (Continued)

G. Actuarial Assumptions – STRS (Continued)

Based on those assumptions, STRS' fiduciary net position was projected to be available to make all projected future benefit payments to current plan members as of June 30, 2022. Therefore, the long-term expected rate of return on pension plan investments of 7.00 percent was applied to all periods of projected benefit payment to determine the total pension liability as of June 30, 2022.

Sensitivity of the Academy's Proportionate Share of the Net Pension Liability to Changes in the Discount Rate The following table presents the Academy's proportionate share of the net pension liability calculated using the current period discount rate assumption of 7.00 percent, as well as what the Academy's proportionate share of the net pension liability would be if it were calculated using a discount rate that is one-percentage-point lower (6.00 percent) or one-percentage-point higher (8.00 percent) than the current rate:

	1% Decrease (6.00%)	Current Discount Rate (7.00%)	1% Increase (8.00%)
Academy's proportionate share of the net pension liability	\$ 2,423,485	\$ 1,604,280	\$ 911,489

Changes since measurement date Demographic assumptions were changed based on the actuarial experience study for the July 1, 2015, through June 30, 2021. STRS approved a one-time 1.00% cost-of-living adjustment to eligible benefit recipients effective July 1, 2023.

**SOUTH SCIOTO ACADEMY
FRANKLIN COUNTY, OHIO**

**NOTES TO THE BASIC FINANCIAL STATEMENTS
FOR THE FISCAL YEAR ENDED JUNE 30, 2023**

NOTE 9 - DEFINED BENEFIT OPEB PLANS

A. Net OPEB Liability/Asset

The net OPEB liability and net OPEB asset reported on the statement of net position represents a liability or asset to employees for OPEB. OPEB is a component of exchange transactions—between an employer and its employees—of salaries and benefits for employee services. OPEB are provided to an employee—on a deferred-payment basis—as part of the total compensation package offered by an employer for employee services each financial period. The obligation to sacrifice resources for OPEB is a present obligation because it was created as a result of employment exchanges that already have occurred.

The net OPEB liability and net OPEB asset represent the Academy's proportionate share of each OPEB plan's collective actuarial present value of projected benefit payments attributable to past periods of service, net of each OPEB plan's fiduciary net position. The net OPEB liability and net OPEB asset calculations are dependent on critical long-term variables, including estimated average life expectancies, earnings on investments, cost-of-living adjustments and others. While these estimates use the best information available, unknowable future events require adjusting these estimates annually.

The Ohio Revised Code limits the Academy's obligation for this liability to annually required payments. The Academy cannot control benefit terms or the manner in which OPEB are financed; however, the Academy does receive the benefit of employees' services in exchange for compensation including OPEB.

GASB 75 assumes the liability is solely the obligation of the employer, because they benefit from employee services. OPEB contributions come from these employers and health care plan enrollees which pay a portion of the health care costs in the form of a monthly premium. The Ohio Revised Code permits, but does not require the retirement systems to provide healthcare to eligible benefit recipients. Any change to benefits or funding could significantly affect the net OPEB liability and net OPEB asset. Resulting adjustments to the net OPEB liability and net OPEB asset would be effective when the changes are legally enforceable. The retirement systems may allocate a portion of the employer contributions to provide for these OPEB benefits.

The proportionate share of each plan's unfunded benefits is presented as a long-term *net OPEB liability* on the accrual basis of accounting. Any liability for the contractually-required OPEB contribution outstanding at the end of the year is included in *accounts payable*.

B. Plan Description – School Employees Retirement System (SERS)

Health Care Plan Description - The Academy contributes to the SERS Health Care Fund, administered by SERS for non-certificated retirees and their beneficiaries. For GASB 75 purposes, this plan is considered a cost-sharing other postemployment benefit (OPEB) plan. SERS' Health Care Plan provides healthcare benefits to eligible individuals receiving retirement, disability, and survivor benefits, and to their eligible dependents. Members who retire after June 1, 1986, need 10 years of service credit, exclusive of most types of purchased credit, to qualify to participate in SERS' health care coverage.

**SOUTH SCIOTO ACADEMY
FRANKLIN COUNTY, OHIO**

**NOTES TO THE BASIC FINANCIAL STATEMENTS
FOR THE FISCAL YEAR ENDED JUNE 30, 2023**

NOTE 9 - DEFINED BENEFIT OPEB PLANS (Continued)

B. Plan Description – School Employees Retirement System (SERS) (Continued)

In addition to age and service retirees, disability benefit recipients and beneficiaries who are receiving monthly benefits due to the death of a member or retiree, are eligible for SERS' health care coverage. Most retirees and dependents choosing SERS' health care coverage are over the age of 65 and therefore enrolled in a fully insured Medicare Advantage plan; however, SERS maintains a traditional, self-insured preferred provider organization for its non-Medicare retiree population. For both groups, SERS offers a self-insured prescription drug program. Health care is a benefit that is permitted, not mandated, by statute. The financial report of the Plan is included in the SERS Annual Comprehensive Financial Report which can be obtained on SERS' website at www.ohsers.org under Employers/Audit Resources.

Access to health care for retirees and beneficiaries is permitted in accordance with Section 3309 of the Ohio Revised Code. The Health Care Fund was established and is administered in accordance with Internal Revenue Code Section 105(e). SERS' Retirement Board reserves the right to change or discontinue any health plan or program. Active employee members do not contribute to the Health Care Plan. The SERS Retirement Board established the rules for the premiums paid by the retirees for health care coverage for themselves and their dependents or for their surviving beneficiaries. Premiums vary depending on the plan selected, qualified years of service, Medicare eligibility, and retirement status.

Funding Policy - State statute permits SERS to fund the health care benefits through employer contributions. Each year, after the allocation for statutorily required pensions and benefits, the Retirement Board may allocate the remainder of the employer contribution of 14 percent of covered payroll to the Health Care Fund in accordance with the funding policy. For fiscal year 2023, there was no contribution made to health care. A health care surcharge on employers is collected for employees earning less than an actuarially determined minimum compensation amount, pro-rated if less than a full year of service credit was earned. For fiscal year 2023, this amount was \$25,000. Statutes provide that no employer shall pay a health care surcharge greater than 2 percent of that employer's SERS-covered payroll; nor may SERS collect in aggregate more than 1.5 percent of the total statewide SERS-covered payroll for the health care surcharge.

The surcharge, is the total amount assigned to the Health Care Fund. The Academy did not have any contractually required contribution to SERS for fiscal year 2023.

C. Plan Description – State Teachers Retirement System (STRS)

Plan Description – The State Teachers Retirement System of Ohio (STRS) administers a cost-sharing Health Plan administered for eligible retirees who participated in the defined benefit or combined pension plans offered by STRS. Ohio law authorizes STRS to offer this plan. Benefits include hospitalization, physicians' fees, prescription drugs and partial reimbursement of monthly Medicare Part B premiums. Medicare Part B monthly reimbursement elimination date was postponed indefinitely. The Plan is included in the report of STRS which can be obtained by visiting www.strsoh.org or by calling (888) 227-7877.

**SOUTH SCIOTO ACADEMY
FRANKLIN COUNTY, OHIO**

**NOTES TO THE BASIC FINANCIAL STATEMENTS
FOR THE FISCAL YEAR ENDED JUNE 30, 2023**

NOTE 9 - DEFINED BENEFIT OPEB PLANS (Continued)

C. Plan Description – State Teachers Retirement System (STRS) (Continued)

Funding Policy – Ohio Revised Code Chapter 3307 authorizes STRS to offer the Plan and gives the Retirement Board discretionary authority over how much, if any, of the health care costs will be absorbed by STRS. Active employee members do not contribute to the Health Care Plan. Nearly all health care plan enrollees, for the most recent year, pay a portion of the health care costs in the form of a monthly premium. Under Ohio law, funding for post-employment health care may be deducted from employer contributions, currently 14 percent of covered payroll. For the fiscal year ended June 30, 2023, STRS did not allocate any employer contributions to post-employment health care.

D. OPEB Liabilities, OPEB Asset, OPEB Expense, and Deferred Outflows of Resources and Deferred Inflows of Resources Related to OPEB

The net OPEB liability and net OPEB asset were measured as of June 30, 2022, and the total OPEB liability and asset used to calculate the net OPEB liability and net OPEB asset were determined by an actuarial valuation as of that date. The Academy's proportion of the net OPEB liability and net OPEB asset were based on the Academy's share of contributions to the respective retirement systems relative to the contributions of all participating entities. Following is information related to the proportionate share and OPEB expense:

	SERS	STRS	Total
Proportion of the Net OPEB Liability/asset			
Prior Measurement Date	0.0013861%	0.00754075%	
Proportion of the Net OPEB Liability/asset			
Current Measurement Date	0.0013848%	0.00721670%	
Change in Proportionate Share	<u>-0.0000013%</u>	<u>-0.00032405%</u>	
Proportionate Share of the Net OPEB Liability	\$ 19,442	\$ -	\$ 19,442
Proportionate Share of the Net OPEB Asset	\$ -	\$ (186,864)	\$ (186,864)
OPEB Expense	\$ (7,000)	\$ (15,964)	\$ (22,964)

**SOUTH SCIOTO ACADEMY
FRANKLIN COUNTY, OHIO**

**NOTES TO THE BASIC FINANCIAL STATEMENTS
FOR THE FISCAL YEAR ENDED JUNE 30, 2023**

NOTE 9 - DEFINED BENEFIT OPEB PLAN (Continued)

D. OPEB Liabilities, OPEB Asset, OPEB Expense, and Deferred Outflows of Resources and Deferred Inflows of Resources Related to OPEB (Continued)

At June 30, 2023, the Academy reported deferred outflows of resources and deferred inflows of resources related to OPEB from the following sources:

	<u>SERS</u>	<u>STRS</u>	<u>Total</u>
Deferred Outflows of Resources			
Differences between expected and actual experience	\$ 163	\$ 2,709	\$ 2,872
Changes of assumptions	3,093	7,958	11,051
Net difference between projected and actual earnings on pension plan investments	101	3,253	3,354
Changes in proportion and difference between Academy contributions and proportionate share of contributions	<u>447</u>	<u>31,774</u>	<u>32,221</u>
Total Deferred Outflows of Resources	<u>\$ 3,804</u>	<u>\$ 45,694</u>	<u>\$ 49,498</u>
Deferred Inflows of Resources			
Differences between expected and actual experience	\$ 12,437	\$ 28,066	\$ 40,503
Changes of assumptions	7,982	132,506	140,488
Changes in proportion and difference between Academy contributions and proportionate share of contributions	<u>3,845</u>	<u>2,224</u>	<u>6,069</u>
Total Deferred Inflows of Resources	<u>\$ 24,264</u>	<u>\$ 162,796</u>	<u>\$ 187,060</u>

This space intentionally left blank

**SOUTH SCIOTO ACADEMY
FRANKLIN COUNTY, OHIO**

**NOTES TO THE BASIC FINANCIAL STATEMENTS
FOR THE FISCAL YEAR ENDED JUNE 30, 2023**

NOTE 9 - DEFINED BENEFIT OPEB PLAN (Continued)

D. OPEB Liabilities, OPEB Asset, OPEB Expense, and Deferred Outflows of Resources and Deferred Inflows of Resources Related to OPEB (Continued)

Other amounts reported as deferred outflows of resources and deferred inflows of resources related to OPEB will be recognized in OPEB expense as follows:

	SERS	STRS	Total
Fiscal Year Ending June 30:			
2024	\$ (4,502)	\$ (25,146)	\$ (29,648)
2025	(4,472)	(30,014)	(34,486)
2026	(4,091)	(20,647)	(24,738)
2027	(2,976)	(8,415)	(11,391)
2028	(1,942)	(10,831)	(12,773)
Thereafter	(2,477)	(22,049)	(24,526)
Total	<u>\$ (20,460)</u>	<u>\$ (117,102)</u>	<u>\$ (137,562)</u>

E. Actuarial Assumptions – SERS

The total OPEB liability is determined by SERS' actuaries in accordance with GASB Statement No. 74, as part of their annual actuarial valuation for each retirement plan. Actuarial valuations of an ongoing plan involve estimates of the value of reported amounts (e.g., salaries, credited service) and assumptions about the probability of occurrence of events far into the future (e.g., mortality, disabilities, retirements, employment terminations). Actuarially determined amounts are subject to continual review and potential modifications, as actual results are compared with past expectations and new estimates are made about the future.

Projections of benefits for financial reporting purposes are based on the substantive plan (the plan as understood by the employers and plan members) and include the types of benefits provided at the time of each valuation and the historical pattern of sharing benefit costs between the employers and plan members to that point. The projection of benefits for financial reporting purposes does not explicitly incorporate the potential effects of legal or contractual funding limitations.

Actuarial calculations reflect a long-term perspective. For a newly hired employee, actuarial calculations will take into account the employee's entire career with the employer and also take into consideration the benefits, if any, paid to the employee after termination of employment until the death of the employee and any applicable contingent annuitant. In many cases, actuarial calculations reflect several decades of service with the employer and the payment of benefits after termination.

**SOUTH SCIOTO ACADEMY
FRANKLIN COUNTY, OHIO**

**NOTES TO THE BASIC FINANCIAL STATEMENTS
FOR THE FISCAL YEAR ENDED JUNE 30, 2023**

NOTE 9 - DEFINED BENEFIT OPEB PLAN (Continued)

E. Actuarial Assumptions – SERS (Continued)

Key methods and assumptions used in calculating the total OPEB liability in the latest actuarial valuation date of June 30, 2022, are presented below:

Wage Inflation	2.40 percent
Future Salary Increases, including inflation	3.25 percent to 13.58 percent
Investment Rate of Return	7.00 percent net of investments expense, including inflation
Municipal Bond Index Rate:	
Measurement Date	3.69 percent
Prior Measurement Date	1.92 percent
Single Equivalent Interest Rate, net of plan investment expense, including price inflation	
Measurement Date	4.08 percent
Prior Measurement Date	2.27 percent
Medical Trend Assumption	7.00 to 4.40 percent
Prior Measurement Date	
Medicare	5.125 to 4.400 percent
Pre-Medicare	6.750 to 4.400 percent

Base Mortality: Healthy Retirees - PUB-2010 General Employee Amount Weighted Below Median Healthy Retiree mortality table projected to 2017 with ages set forward 1 year and adjusted 94.20% for males and set forward 2 years and adjusted 81.35% for females. Disabled Retirees - PUB-2010 General Disabled Retiree mortality table projected to 2017 with ages set forward 5 years and adjusted 103.3% for males and set forward 3 years and adjusted 106.8% for females. Contingent Survivors - PUB-2010 General Amount Weighted Below Median Contingent Survivor mortality table projected to 2017 with ages set forward 1 year and adjusted 105.5% for males and adjusted 122.5% for females. Actives - PUB-2010 General Amount Weighted Below Median Employee mortality table.

The most recent experience study was completed for the five-year period ended June 30, 2020.

The long-term expected rate of return on plan assets is reviewed as part of the actuarial five-year experience study. The most recent study covers fiscal years 2015 through 2020, and was adopted by the Board in 2021. Several factors are considered in evaluating the long-term rate of return assumption including long-term historical data, estimates inherent in current market data, and a log-normal distribution analysis in which best-estimate ranges of expected future real rates of return were developed by the investment consultant for each major asset class. These ranges were combined to produce the long-term expected rate of return, 7.00 percent, by weighting the expected future real rates of return by the target asset allocation percentage and then adding expected inflation. The capital market assumptions developed by the investment consultant are intended for use over a 10-year horizon and may not be useful in setting the long-term rate of return for funding pension plans which covers a longer timeframe.

**SOUTH SCIOTO ACADEMY
FRANKLIN COUNTY, OHIO**

**NOTES TO THE BASIC FINANCIAL STATEMENTS
FOR THE FISCAL YEAR ENDED JUNE 30, 2023**

NOTE 9 - DEFINED BENEFIT OPEB PLAN (Continued)

E. Actuarial Assumptions – SERS (Continued)

The assumption is intended to be a long-term assumption and is not expected to change absent a significant change in the asset allocation, a change in the inflation assumption, or a fundamental change in the market that alters expected returns in future years.

The target asset allocation and best estimates of arithmetic real rates of return for each major asset class, as used in the June 30, 2020 five-year experience study, are summarized as follows:

Asset Class	Target Allocation	Long-Term Expected Real Rate of Return
Cash	2.00 %	(0.45) %
US Equity	24.75	5.37
Non-US Equity Developed	13.50	6.22
Non-US Equity Emerging	6.75	8.22
Fixed Income/Global Bonds	19.00	1.20
Private Equity	11.00	10.05
Real Estate/Real Assets	16.00	4.87
Multi-Asset Strategy	4.00	3.39
Private Debt/Private Credit	3.00	5.38
Total	<u>100.00 %</u>	

Discount Rate The discount rate used to measure the total OPEB liability at June 30, 2022 was 4.08 percent. The discount rate used to measure total OPEB liability prior to June 30, 2022 was 2.27 percent. The projection of cash flows used to determine the discount rate assumed that contributions will be made from members and the System at the state statute contribution rate of 1.50 percent of projected covered employee payroll each year, which includes a 1.50 percent payroll surcharge and no contributions from the basic benefits plan. Based on these assumptions, the OPEB plan's fiduciary net position was projected to become insufficient to make future benefit payments of current System members by SERS actuaries. The Municipal Bond Index Rate is used in the determination for the SEIR for both the June 30, 2022 and the June 30, 2021 total OPEB liability. The Municipal Bond Index rate is the single rate that will generate a present value of benefit payments equal to the sum of the present value determined by the long-term expected rate of return, and the present value determined by discounting those benefits after the date of depletion. The Municipal Bond Index rate is 3.69% at June 30, 2022 and 1.92% at June 30, 2021.

Sensitivity of the Academy's Proportionate Share of the Net OPEB Liability to Changes in the Discount Rate and Changes in the Health Care Cost Trend Rates The net OPEB liability is sensitive to changes in the discount rate and the health care cost trend rate. The following table presents the net OPEB liability of SERS, what SERS' net OPEB liability would be if it were calculated using a discount rate that is 1 percentage point lower (3.08%) and higher (5.08%) than the current discount rate (4.08%). Also shown is what SERS' net OPEB liability would be based on health care cost trend rates that are 1 percentage point lower (6.00% decreasing to 3.40%) and higher (8.00% decreasing to 5.40%) than the current rate (7.00% decreasing to 4.40%).

**SOUTH SCIOTO ACADEMY
FRANKLIN COUNTY, OHIO**

**NOTES TO THE BASIC FINANCIAL STATEMENTS
FOR THE FISCAL YEAR ENDED JUNE 30, 2023**

NOTE 9 - DEFINED BENEFIT OPEB PLAN (Continued)

E. Actuarial Assumptions – SERS (Continued)

	1% Decrease (3.08%)	Current Discount Rate (4.08%)	1% Increase (5.08%)
Academy's proportionate share of the net OPEB liability	\$ 24,148	\$ 19,442	\$ 15,644

	1% Decrease (6.00 % decreasing to 3.40%)	Current Trend Rate (7.00 % decreasing to 4.40%)	1% Increase (8.00 % decreasing to 5.40%)
Academy's proportionate share of the net OPEB liability	\$ 14,994	\$ 19,442	\$ 25,254

F. Actuarial Assumptions – STRS

Key methods and assumptions used in the latest actuarial valuation, reflecting experience study results used in the June 30, 2022, actuarial valuation is presented below:

Projected salary increases	Varies by service from 2.5 percent to 8.5 percent	
Investment Rate of Return	7.00 percent, net of investment expenses, including inflation	
Payroll Increases	3 percent	
Cost-of-Living Adjustments	0 percent	
Discount Rate of Return	7.00 percent	
Health Care Cost Trends	Initial	Ultimate
Medical		
Pre-Medicare	7.50 percent	3.94 percent
Medicare	-68.78 percent	3.94 percent
Prescription Drug		
Pre-Medicare	9.00 percent	3.94 percent
Medicare	5.47 percent	3.94 percent

Projections of benefits include the historical pattern of sharing benefit costs between the employers and retired plan members.

**SOUTH SCIOTO ACADEMY
FRANKLIN COUNTY, OHIO**

**NOTES TO THE BASIC FINANCIAL STATEMENTS
FOR THE FISCAL YEAR ENDED JUNE 30, 2023**

NOTE 9 - DEFINED BENEFIT OPEB PLAN (Continued)

F. Actuarial Assumptions – STRS (Continued)

For healthy retirees the post-retirement mortality rates are based on the Pub-2010 Teachers Healthy Annuitant Mortality Table, adjusted 110% for males, projected forward generationally using mortality improvement scale MP-2020; pre-retirement mortality rates are based on Pub-2010 Teachers Employee Table adjusted 95% for females, projected forward generationally using mortality improvement scale MP-2020. For disabled retirees, mortality rates are based on the Pub-2010 Teachers Disabled Annuitant Table projected forward generationally using mortality improvement scale MP-2020.

Actuarial assumptions used in the June 30, 2022 valuation is based on the results of an actuarial experience study for the period July 1, 2015 through June 30, 2021.

STRS' investment consultant develops an estimate range for the investment return assumption based on the target allocation adopted by the Retirement Board. The target allocation and long-term expected rate of return for each major asset class are summarized as follows:

Asset Class	Target Allocation *	Long-Term Expected Rate of Return **
Domestic Equity	26.00 %	6.60 %
International Equity	22.00	6.80
Alternatives	19.00	7.38
Fixed Income	22.00	1.75
Real Estate	10.00	5.75
Liquidity Reserves	1.00	1.00
Total	<u>100.00 %</u>	

* Target allocation percentage is effective July 1, 2022. Target weights were phased in over a 3-month period concluding October 1, 2022.

** 10 year annualized geometric nominal returns, which include the real rate of return and inflation of 2.25 percent and does not include investment expenses. Over a 30-year period, STRS' investment consultant indicates that the above target allocations should generate a return above the actual rate of return, without net value added by management.

**SOUTH SCIOTO ACADEMY
FRANKLIN COUNTY, OHIO**

**NOTES TO THE BASIC FINANCIAL STATEMENTS
FOR THE FISCAL YEAR ENDED JUNE 30, 2023**

NOTE 9 - DEFINED BENEFIT OPEB PLAN (Continued)

F. Actuarial Assumptions – STRS (Continued)

Discount Rate The discount rate used to measure the total OPEB liability was 7.00 percent as of June 30, 2022. The projection of cash flows used to determine the discount rate assumes STRS Ohio continues to allocate no employer contributions to the health care fund. Based on these assumptions, the OPEB plan's fiduciary net position was projected to be available to make all projected future benefit payments to current plan members. Therefore, the long-term expected rate of return on health care plan investments of 7.00 percent was used to measure the total OPEB liability as of June 30, 2022.

Sensitivity of the Academy's Proportionate Share of the Net OPEB Asset to Changes in the Discount and Health Care Cost Trend Rate The following table represents the net OPEB asset as of June 30, 2022, calculated using the current period discount rate assumption of 7.00 percent, as well as what the net OPEB asset would be if it were calculated using a discount rate that is one percentage point lower (6.00 percent) or one percentage point higher (8.00 percent) than the current assumption.

Also shown is the net OPEB asset as if it were calculated using health care cost trend rates that are one percentage point lower or one percentage point higher than the current health care cost trend rates.

	1% Decrease (6.00%)	Current Discount Rate (7.00%)	1% Increase (8.00%)
Academy's proportionate share of the net OPEB asset	\$ 172,751	\$ 186,864	\$ 198,954

	1% Decrease	Current Trend Rate	1% Increase
Academy's proportionate share of the net OPEB asset	\$ 193,824	\$ 186,864	\$ 178,080

Benefit Term Changes Since the Prior Measurement Date Salary increase rates were updated based on the actuarial experience study for the period July 1, 2015 through June 30, 2021 and were changed from age based to service based. Healthcare trends were updated to reflect emerging claims and recoveries experience.

**SOUTH SCIOTO ACADEMY
FRANKLIN COUNTY, OHIO**

**NOTES TO THE BASIC FINANCIAL STATEMENTS
FOR THE FISCAL YEAR ENDED JUNE 30, 2023**

NOTE 10 - CONTINGENCIES

A. Grants

The Academy received financial assistance from federal and state agencies in the form of grants. The disbursement of funds received under these programs generally requires compliance with terms and conditions specified in the grant agreements and are subject to audit by the grantor agencies. Any disallowed claims resulting from such audits could become a liability of the Academy. However, in the opinion of management, any such disallowed claims will not have a material adverse effect on the overall financial position of the academy at June 30, 2023.

B. State Foundation Funding

School foundation funding is based on the annualized full-time equivalent (FTE) enrollment of each student. However, there is an important nexus between attendance and enrollment for Foundation funding purposes. Community schools must provide documentation that clearly demonstrates students have participated in learning opportunities. The Ohio Department of Education (ODE) is legislatively required to adjust/reconcile funding as enrollment information is updated by schools throughout the State, which can extend past the fiscal year end.

Under Ohio Rev. Code Section 3314.08 ODE may also perform an FTE review for the fiscal year that may result in an additional adjustment to the enrollment information as well as claw backs of Foundation funding due to a lack of evidence to support student participation and other matters of noncompliance. ODE performed such a review on the Academy for fiscal year 2023.

As of the date of this report, all ODE adjustments for fiscal year 2023 have been finalized.

C. Litigation

The Academy is not involved in any litigation that, in the opinion of management, would have a material effect on the financial statements.

NOTE 11 - PURCHASED SERVICES

For the period ended June 30, 2023, purchased service expenses represent management services rendered by Performance Academies, Inc. (See Note 13) and STRS and SERS expenses made by the Academy on behalf of Performance Academies, Inc.

Purchased Services Agreement	\$ 3,080,370
SERS and STRS Expenses	<u>195,570</u>
Total Purchased Services	<u><u>\$ 3,275,940</u></u>

**SOUTH SCIOTO ACADEMY
FRANKLIN COUNTY, OHIO**

**NOTES TO THE BASIC FINANCIAL STATEMENTS
FOR THE FISCAL YEAR ENDED JUNE 30, 2023**

NOTE 12 - LONG-TERM OBLIGATIONS

The Academy's long-term obligations during the year consist of the following:

	Balance July 1, 2022	Additions	Reductions	Balance June 30, 2023
Leases Payable	\$ 3,043,803	\$ -	\$ -	\$ 3,043,803
Net pension liability:				
STRS	964,151	640,129	-	1,604,280
SERS	56,500	26,103	-	82,603
Total net pension liability	1,020,651	666,232	-	1,686,883
Net OPEB liability - SERS	26,232	-	(6,790)	19,442
<i>Total Long-Term Liabilities</i>	<u>\$ 4,090,686</u>	<u>\$ 666,232</u>	<u>\$ (6,790)</u>	<u>\$ 4,750,128</u>

Leases Payable – On April 3, 2015, the Academy entered into a building lease agreement with AEP Charter South Scioto, LLC for use of their building for Academy operations. The initial lease term is for a period of twenty years with three (3) additional five-year extensions that the Academy reasonably certain to exercise. In fiscal year 2023, the monthly lease payments were \$12,979. A security deposit in the amount of \$9,074 is held by the landlord.

The following is the schedule of future lease payments:

For the Year-ended	Leases Payable		
	Principal	Interest	Total Payments
2024	\$ -	\$ 160,419	\$ 160,419
2025	-	165,232	165,232
2026	-	170,188	170,188
2027	-	175,294	175,294
2028	-	180,553	180,553
2029-2033	138,329	849,009	987,339
2034-2038	392,490	752,106	1,144,596
2039-2043	725,011	601,890	1,326,901
2044-2048	1,195,737	342,505	1,538,242
2049-2050	592,236	31,945	624,181
Total Future Payments	<u>\$ 3,043,803</u>	<u>\$ 3,429,142</u>	<u>\$ 6,472,945</u>

There is no repayment schedule for the net pension liability and net OPEB liability. For additional information related to the net pension liability and net OPEB liability see Notes 8 and 9.

**SOUTH SCIOTO ACADEMY
FRANKLIN COUNTY, OHIO**

**NOTES TO THE BASIC FINANCIAL STATEMENTS
FOR THE FISCAL YEAR ENDED JUNE 30, 2023**

NOTE 13 - AGREEMENT WITH PERFORMANCE ACADEMIES, INC.

On July 1, 2016, the Academy contracted with Performance Academies, Inc., to provide educational programs that offer educational excellence and innovation based upon the Academy's unique school design, comprehensive educational program, and sound school and business principles and management methodologies. This contract remains in effect as long as the Academy continues to renew the contract and has entered into or is continuing to operate under any chartering school contract. Under the contract Performance Academies, Inc. is responsible for providing educational and management services and products, human resources administration, including school personnel and business management, curricula, programs, contract administration and technology. Significant provisions of the contract are as follows:

A. Financial Provisions

Management Consulting and Operation Fee

The Academy pays Performance Academies, Inc. all state and federal per pupil allocations, transportation, technology or other operational funds, including private donations, endowments, or grants applied for on behalf of the Academy, except for 2 percent of the base state per pupil allocation. This 2 percent is to be retained by the Academy as a Board Reserve to be used by June 30 of each year for the Academy's benefit. The amount paid to Performance Academies, Inc. by the Academy is reflected in the Statement of Revenues, Expenses, and Changes in Net Position as Purchased Services - Management Fees operating expense.

The Academy's Financial Responsibility

The Academy uses the Board Reserve to pay Board members' compensation, expenses for fund raising and grant writing accomplished by the Academy, and other expenses for the benefit of the Academy at the Board's discretion. The actual transactions related to these expenditures are performed by Performance Academies, Inc. under the Academy's direction.

Performance Academies, Inc. Financial Responsibilities

Performance Academies, Inc. is responsible for the payment of all wages, compensation and expenses of Performance Academies, Inc. or the Academy including the Superintendent, Treasurer, assistants, administrators, clerical staff, and teachers. Performance Academies, Inc. is also responsible for janitorial services, worker's compensation, other insurance, necessary comprehensive or premises liability insurance, and attorney fees. Performance Academies, Inc. pays their own office expenses and supplies, leases for equipment and the Academy offices or facilities, and travel, lodging and other expenses incurred pursuant to services rendered by Performance Academies, Inc.

**SOUTH SCIOTO ACADEMY
FRANKLIN COUNTY, OHIO**

**NOTES TO THE BASIC FINANCIAL STATEMENTS
FOR THE FISCAL YEAR ENDED JUNE 30, 2023**

NOTE 13 - AGREEMENT WITH PERFORMANCE ACADEMIES, INC. (Continued)

A. Financial Provisions (Continued)

Financial Reporting by Performance Academies, Inc.

Performance Academies, Inc. shall provide the Academy's Board with a proposed and projected annual budget prior to opening each fiscal year, statements of all revenues received with respect to the Academy, and statements of all direct expenditures for services rendered to or on behalf of the Academy. Performance Academies, Inc. also provides consultation on annual audits in compliance with state law and regulations showing the manner in which funds are spent for the Academy. Performance Academies, Inc. reports on the Academy's operations and finances on a quarterly basis, and on other information on a reasonably requested basis to enable the Board to monitor the performance of the Academy, and to give it a reasonable opportunity to inspect, examine, audit and otherwise review the books, records, accounts, ledgers and other financial documents of Performance Academies, Inc. to the extent that they relate to or otherwise pertain to activities of the Academy.

Financial Reporting by the Academy

The Academy shall provide Performance Academies, Inc. with statements of all funds received by the Academy from grants applied for by the Academy, donations or endowments, and statements of all expenditures and investments made with such funds, and with the Board Reserve funds.

B. Personnel

Performance Academies, Inc. selects and hires all teaching staff, administrative or other staff. They also evaluate, assign, discipline and transfer personnel. Performance Academies, Inc. also selects the Academy's Superintendent and establishes employment terms. During the first two years of operation, the Superintendent shall be a representative of Performance Academies, Inc. Performance Academies, Inc. determines the number of teachers needed for the operation of the Academy and selects and hires all teachers. The personnel who perform services at the Academy are employees or subcontractors or service providers of Performance Academies, Inc. and are paid by Performance Academies, Inc.

C. Agreement Termination

Termination by the Academy

The Academy may terminate the Contract after prior written notice to Performance Academies, Inc. if the Academy ceases to be approved by the Ohio Department of Education as an Ohio Community School and the Academy or Performance Academies, Inc. cannot secure another sponsor; upon sixty days prior written notice in the event that Performance Academies, Inc. be guilty of a felony or fraud, gross negligence, or other act of willful or gross misconduct in the rendering of services under the Agreement, or in the event that Performance Academies, Inc. fails to remedy a material breach of its duties or obligation within six months after written notice of the breach is provided to Performance Academies, Inc. by the Academy, if Performance Academies, Inc. has failed to cure such breach during the first three months of the notice period.

**SOUTH SCIOTO ACADEMY
FRANKLIN COUNTY, OHIO**

**NOTES TO THE BASIC FINANCIAL STATEMENTS
FOR THE FISCAL YEAR ENDED JUNE 30, 2023**

NOTE 13 - AGREEMENT WITH PERFORMANCE ACADEMIES, INC. (Continued)

C. Agreement Termination (Continued)

Termination by Performance Academies, Inc.

Performance Academies, Inc. may terminate the Contract in the event the Academy materially breaches the Agreement and the Academy fails to remedy such a breach within ninety days of its receipt of written notice of such breach from Performance Academies, Inc.

NOTE 14 - MANAGEMENT COMPANY EXPENSES

For the fiscal year ended June 30, 2023, Performance Academies, Inc. incurred the following expenses on behalf of the Academy:

Direct Expenses:

Salaries & Wages	
Regular Instruction	\$ 467,440
Special Instruction	236,331
Other Instruction	74,496
Support Services	288,259
Employees' Benefits	
Regular Instruction	286,021
Special Instruction	62,994
Other Instruction	14,811
Support Services	58,766
Professional and Technical Services	
Regular Instruction	10,025
Special Instruction	293,852
Other Instruction	1,476
Support Services	274,580
Property Services	
Support Services	190,389
Noninstructional Activities	404,139
Utilities	55,479
Contracted Services	206,155
Transportation	586
Other Purchased Services	132,848
Supplies	
Regular Instruction	63,190
Other Instruction	1,265
Support Services	56,006
Other Direct Costs	14,280
Total Expenses	<u>\$ 3,193,388</u>

**SOUTH SCIOTO ACADEMY
FRANKLIN COUNTY, OHIO**

**NOTES TO THE BASIC FINANCIAL STATEMENTS
FOR THE FISCAL YEAR ENDED JUNE 30, 2023**

NOTE 14 - MANAGEMENT COMPANY EXPENSES (Continued)

Overhead charges of \$563,804 included in direct costs are assigned to the Academy based on a percentage of FTE students per Academy. These charges represent the indirect cost of services in the operation of the Academy. Such services include but are not limited to, facilities management, equipment, operational support services, management and management consulting, board relations, human resources, management, training and orientation financial reporting and compliance, purchasing and procurement, education services, technology support and marketing communications.

NOTE 15 - METROPOLITAN EDUCATIONAL TECHNOLOGY ASSOCIATION (META) SOLUTIONS

The Academy is a participant in META Solutions which is a computer consortium. META Solutions develops, implements and supports the technology and instructional needs of schools in a cost-effective manner. META Solutions provides instructional, core, technology and purchasing services for its member districts. The Board of Directors consists of the Superintendents from eleven of the member districts. Financial information can be obtained from Dave Varda, who serves as Chief Financial Officer, 100 Executive Drive, Marion, Ohio 43302.

REQUIRED SUPPLEMENTARY INFORMATION

**SOUTH SCIOTO ACADEMY
FRANKLIN COUNTY, OHIO**

REQUIRED SUPPLEMENTARY INFORMATION

**SCHEDULE OF THE ACADEMY'S PROPORTIONATE SHARE OF THE NET PENSION LIABILITY
SCHOOL EMPLOYEES RETIREMENT SYSTEM (SERS) OF OHIO
LAST TEN FISCAL YEARS**

	<u>2023</u>	<u>2022</u>	<u>2021</u>	<u>2020</u>
Academy's Proportion of the Net Pension Liability	0.0015272%	0.0015313%	0.0016605%	0.0016434%
Academy's Proportionate Share of the Net Pension Liability	\$ 82,603	\$ 56,500	\$ 109,830	\$ 98,328
Academy's Covered Payroll	\$ 57,257	\$ 52,636	\$ 58,257	\$ 56,533
Academy's Proportionate Share of the Net Pension Liability as a Percentage of its Covered Payroll	144.27%	107.34%	188.53%	173.93%
Plan Fiduciary Net Position as a Percentage of the Total Pension Liability	75.82%	82.86%	68.55%	70.85%

Amounts presented as of the Academy's measurement date which is the prior fiscal period end.

See accompanying notes to the required supplementary information

2019	2018	2017	2016	2015	2014
0.0015823%	0.0017981%	0.0083427%	0.0058998%	0.003616%	0.003616%
\$ 90,621	\$ 107,433	\$ 610,609	\$ 336,648	\$ 183,004	\$ 215,032
\$ 53,096	\$ 58,086	\$ 259,093	\$ 177,610	\$ 96,371	\$ 110,137
170.67%	184.96%	235.67%	189.54%	189.90%	195.24%
71.36%	69.50%	62.98%	69.16%	71.70%	65.52%

**SOUTH SCIOTO ACADEMY
FRANKLIN COUNTY, OHIO**

REQUIRED SUPPLEMENTARY INFORMATION

**SCHEDULE OF THE ACADEMY'S PROPORTIONATE SHARE OF THE NET PENSION LIABILITY
STATE TEACHERS RETIREMENT SYSTEM (STRS) OF OHIO
LAST TEN FISCAL YEARS**

	<u>2023</u>	<u>2022</u>	<u>2021</u>	<u>2020</u>
Academy's Proportion of the Net Pension Liability	0.00721670%	0.00754075%	0.00691723%	0.00761463%
Academy's Proportionate Share of the Net Pension Liability	\$ 1,604,280	\$ 964,151	\$ 1,673,725	\$ 1,683,929
Academy's Covered Payroll	\$ 938,207	\$ 930,479	\$ 834,800	\$ 893,986
Academy's Proportionate Share of the Net Pension Liability as a Percentage of its Covered Payroll	170.99%	103.62%	200.49%	188.36%
Plan Fiduciary Net Position as a Percentage of the Total Pension Liability	78.90%	87.80%	75.50%	77.40%

Amounts presented as of the Academy's measurement date which is the prior fiscal period end.

See accompanying notes to the required supplementary information

2019	2018	2017	2016	2015	2014
0.00816205%	0.00599526%	0.00527312%	0.00462783%	0.00443855%	0.00443855%
\$ 1,794,651	\$ 1,424,186	\$ 1,765,072	\$ 1,278,997	\$ 1,079,609	\$ 1,286,023
\$ 927,886	\$ 659,107	\$ 525,750	\$ 482,836	\$ 457,292	\$ 317,131
193.41%	216.08%	335.72%	264.89%	236.09%	405.52%
77.31%	75.29%	66.80%	72.10%	74.70%	69.30%

**SOUTH SCIOTO ACADEMY
FRANKLIN COUNTY, OHIO**

REQUIRED SUPPLEMENTARY INFORMATION

SCHEDULE OF THE ACADEMY'S CONTRIBUTIONS - PENSION
SCHOOL EMPLOYEES RETIREMENT SYSTEM (SERS) OF OHIO
LAST TEN FISCAL YEARS

	<u>2023</u>	<u>2022</u>	<u>2021</u>	<u>2020</u>
Contractually Required Contribution	\$ 8,644	\$ 8,016	\$ 7,369	\$ 8,156
Contributions in Relation to the Contractually Required Contribution	<u>(8,644)</u>	<u>(8,016)</u>	<u>(7,369)</u>	<u>(8,156)</u>
Contribution Deficiency (Excess)	<u>\$ -</u>	<u>\$ -</u>	<u>\$ -</u>	<u>\$ -</u>
Academy Covered Payroll	\$ 61,743	\$ 57,257	\$ 52,636	\$ 58,257
Contributions as a Percentage of Covered Payroll	14.00%	14.00%	14.00%	14.00%

See accompanying notes to the required supplementary information

<u>2019</u>	<u>2018</u>	<u>2017</u>	<u>2016</u>	<u>2015</u>	<u>2014</u>
\$ 7,632	\$ 7,168	\$ 8,132	\$ 36,273	\$ 23,409	\$ 13,357
<u>(7,632)</u>	<u>(7,168)</u>	<u>(8,132)</u>	<u>(36,273)</u>	<u>(23,409)</u>	<u>(13,357)</u>
<u>\$ -</u>	<u>\$ -</u>	<u>\$ -</u>	<u>\$ -</u>	<u>\$ -</u>	<u>\$ -</u>
\$ 56,533	\$ 53,096	\$ 58,086	\$ 259,093	\$ 177,610	\$ 96,371
13.50%	13.50%	14.00%	14.00%	13.18%	13.86%

**SOUTH SCIOTO ACADEMY
FRANKLIN COUNTY, OHIO**

REQUIRED SUPPLEMENTARY INFORMATION

**SCHEDULE OF THE ACADEMY'S CONTRIBUTIONS - PENSION
STATE TEACHERS RETIREMENT SYSTEM (STRS) OF OHIO
LAST TEN FISCAL YEARS**

	<u>2023</u>	<u>2022</u>	<u>2021</u>	<u>2020</u>
Contractually Required Contribution	\$ 135,220	\$ 131,349	\$ 130,267	\$ 116,872
Contributions in Relation to the Contractually Required Contribution	<u>(135,220)</u>	<u>(131,349)</u>	<u>(130,267)</u>	<u>(116,872)</u>
Contribution Deficiency (Excess)	<u>\$ -</u>	<u>\$ -</u>	<u>\$ -</u>	<u>\$ -</u>
Academy Covered Payroll	\$ 965,857	\$ 938,207	\$ 930,479	\$ 834,800
Contributions as a Percentage of Covered Payroll	14.00%	14.00%	14.00%	14.00%

See accompanying notes to the required supplementary information

<u>2019</u>	<u>2018</u>	<u>2017</u>	<u>2016</u>	<u>2015</u>	<u>2014</u>
\$ 125,158	\$ 129,904	\$ 92,275	\$ 73,605	\$ 67,597	\$ 59,448
<u>(125,158)</u>	<u>(129,904)</u>	<u>(92,275)</u>	<u>(73,605)</u>	<u>(67,597)</u>	<u>(59,448)</u>
<u>\$ -</u>	<u>\$ -</u>	<u>\$ -</u>	<u>\$ -</u>	<u>\$ -</u>	<u>\$ -</u>
\$ 893,986	\$ 927,886	\$ 659,107	\$ 525,750	\$ 482,836	\$ 457,292
14.00%	14.00%	14.00%	14.00%	14.00%	13.00%

**SOUTH SCIOTO ACADEMY
FRANKLIN COUNTY, OHIO**

REQUIRED SUPPLEMENTARY INFORMATION

**SCHEDULE OF THE ACADEMY'S PROPORTIONATE SHARE OF THE NET OPEB LIABILITY
SCHOOL EMPLOYEES RETIREMENT SYSTEM (SERS) OF OHIO
LAST SEVEN FISCAL YEARS (1)**

	<u>2023</u>	<u>2022</u>	<u>2021</u>
Academy's Proportion of the Net OPEB Liability	0.0013848%	0.0013861%	0.0015171%
Academy's Proportionate Share of the Net OPEB Liability	\$ 19,442	\$ 26,232	\$ 32,972
Academy's Covered Payroll	\$ 57,257	\$ 52,636	\$ 58,257
Academy's Proportionate Share of the Net OPEB Liability as a Percentage of its Covered Payroll	33.96%	49.84%	56.60%
Plan Fiduciary Net Position as a Percentage of the Total OPEB Liability	30.34%	24.08%	18.17%

(1) Information prior to 2017 is not available. Schedule is intended to show ten years of information, and additional information will be displayed as it becomes available.

Amounts presented as of the Academy's measurement date, which is the prior fiscal year end.

See accompanying notes to the required supplementary information

2020	2019	2018	2017
0.0014901%	0.0014311%	0.0018248%	0.0084725%
\$ 37,472	\$ 39,703	\$ 48,973	\$ 241,499
\$ 56,533	\$ 53,096	\$ 58,086	\$ 259,093
66.28%	74.78%	84.31%	93.21%
15.57%	13.57%	12.46%	11.49%

**SOUTH SCIOTO ACADEMY
FRANKLIN COUNTY, OHIO**

REQUIRED SUPPLEMENTARY INFORMATION

**SCHEDULE OF THE ACADEMY'S PROPORTIONATE SHARE OF THE NET OPEB LIABILITY/ASSET
STATE TEACHERS RETIREMENT SYSTEM (STRS) OF OHIO
LAST SEVEN FISCAL YEARS (1)**

	<u>2023</u>	<u>2022</u>	<u>2021</u>
Academy's Proportion of the Net OPEB Liability/Asset	0.00721670%	0.00754075%	0.00691723%
Academy's Proportionate Share of the Net OPEB Liability/(Asset)	\$ (186,864)	\$ (158,990)	\$ (121,570)
Academy's Covered Payroll	\$ 938,207	\$ 930,479	\$ 834,800
Academy's Proportionate Share of the Net OPEB Liability/Asset as a Percentage of its Covered Payroll	-19.92%	-17.09%	-14.56%
Plan Fiduciary Net Position as a Percentage of the Total OPEB Liability/Asset	174.73%	174.73%	182.13%

(1) Information prior to 2017 is not available. Schedule is intended to show ten years of information, and additional information will be displayed as it becomes available.

Amounts presented as of the Academy's measurement date, which is the prior fiscal year end.

See accompanying notes to the required supplementary information

2020	2019	2018	2017
0.00761463%	0.00816205%	0.00599526%	0.00527312%
\$ (126,116)	\$ (131,156)	\$ 233,913	\$ 282,008
\$ 893,986	\$ 927,886	\$ 659,107	\$ 525,750
-14.11%	-14.13%	35.49%	53.64%
174.74%	176.00%	47.11%	37.30%

**SOUTH SCIOTO ACADEMY
FRANKLIN COUNTY, OHIO**

REQUIRED SUPPLEMENTARY INFORMATION

**SCHEDULE OF THE ACADEMY'S CONTRIBUTIONS - OPEB
SCHOOL EMPLOYEES RETIREMENT SYSTEM (SERS) OF OHIO
LAST TEN FISCAL YEARS**

	<u>2023</u>	<u>2022</u>	<u>2021</u>	<u>2020</u>
Contractually Required Contribution (1)	\$ -	\$ -	\$ -	\$ -
Contributions in Relation to the Contractually Required Contribution	<u>-</u>	<u>-</u>	<u>-</u>	<u>-</u>
Contribution Deficiency (Excess)	<u>-</u>	<u>-</u>	<u>-</u>	<u>-</u>
Academy Covered Payroll	\$ 61,743	\$ 57,257	\$ 52,636	\$ 58,257
OPEB Contributions as a Percentage of Covered Payroll (1)	0.00%	0.00%	0.00%	0.00%

(1) Includes Surcharge

See accompanying notes to the required supplementary information

<u>2019</u>	<u>2018</u>	<u>2017</u>	<u>2016</u>	<u>2015</u>	<u>2014</u>
\$ 283	\$ 265	\$ 1,186	\$ 4,365	\$ 3,324	\$ 2,580
<u>(283)</u>	<u>(265)</u>	<u>(1,186)</u>	<u>(4,365)</u>	<u>(3,324)</u>	<u>(2,580)</u>
<u>-</u>	<u>-</u>	<u>-</u>	<u>-</u>	<u>-</u>	<u>-</u>
\$ 56,533	\$ 53,096	\$ 58,086	\$ 259,093	\$ 177,610	\$ 96,371
0.50%	0.50%	2.04%	1.68%	1.87%	2.68%

**SOUTH SCIOTO ACADEMY
FRANKLIN COUNTY, OHIO**

REQUIRED SUPPLEMENTARY INFORMATION

SCHEDULE OF THE ACADEMY'S CONTRIBUTIONS - OPEB
STATE TEACHERS RETIREMENT SYSTEM (STRS) OF OHIO
LAST TEN FISCAL YEARS

	<u>2023</u>	<u>2022</u>	<u>2021</u>	<u>2020</u>
Contractually Required Contribution	\$ -	\$ -	\$ -	\$ -
Contributions in Relation to the Contractually Required Contribution	<u>-</u>	<u>-</u>	<u>-</u>	<u>-</u>
Contribution Deficiency (Excess)	<u>\$ -</u>	<u>\$ -</u>	<u>\$ -</u>	<u>\$ -</u>
Academy Covered Payroll	\$ 965,857	\$ 938,207	\$ 930,479	\$ 834,800
Contributions as a Percentage of Covered Payroll	0.00%	0.00%	0.00%	0.00%

See accompanying notes to the required supplementary information

2019	2018	2017	2016	2015	2014
\$ -	\$ -	\$ -	\$ -	\$ -	\$ 4,573
-	-	-	-	-	(4,573)
\$ -	\$ -	\$ -	\$ -	\$ -	\$ -
\$ 893,986	\$ 927,886	\$ 659,107	\$ 525,750	\$ 482,836	\$ 457,292
0.00%	0.00%	0.00%	0.00%	0.00%	1.00%

**SOUTH SCIOTO ACADEMY
FRANKLIN COUNTY, OHIO**

NOTES TO THE REQUIRED SUPPLEMENTARY INFORMATION

Net Pension Liability

Changes of benefit terms- SERS

There were no changes in benefit terms from the amounts reported for fiscal years 2014-2017 and 2019-2023.

The following changes were made to the benefit terms in 2018 as identified: The COLA was changed from a fixed 3.00% to a COLA that is indexed to CPI-W not greater than 2.5% with a floor of 0% beginning January 1, 2018. In addition, with the authority granted the Board under HB 49, the Board has enacted a three-year COLA suspension for benefit recipients in calendar years 2018-2020.

Changes in assumptions- SERS

There were no changes in methods and assumptions used in the calculation of actuarial determined contributions for fiscal years 2014-2016 and 2018-2021. For fiscal year 2017, the following changes of assumptions affected the total pension liability since the prior measurement date: (a) the assumed rate of inflation was reduced from 3.25% to 3.00%, (b) payroll growth assumption was reduced from 4.00% to 3.50%, (c) assumed real wage growth was reduced from 0.75% to 0.50%, (d) Rates of withdrawal, retirement and disability were updated to reflect recent experience, (e) mortality among active members was updated to RP-2014 Blue Collar Mortality Table with fully generational projection and a five year age set-back for both males and females, (f) mortality among service retired members, and beneficiaries was updated to the following RP-2014 Blue Collar Mortality Table with fully generational projection with Scale BB, 120% of male rates, and 110% of female rates and (g) mortality among disable member was updated to RP-2000 Disabled Mortality Table, 90% for male rates and 100% for female rates, set back five years is used for the period after disability retirement (h) change in discount rate from 7.75% to 7.5%. For fiscal year 2022, the following changes of assumptions affected the total pension liability since the prior measurement date: (a) the assumed rate of inflation was reduced from 3.00% to 2.40%, (b) assumed real wage growth was reduced from 0.0% to 0.85%, (c) Cost-of-Living-Adjustments was reduced from 2.50% to 2.00% (d) Rates of withdrawal, retirement and disability were updated to reflect recent experience, (e) mortality amount active members, service retirees and beneficiaries, and disabled members were updated (i) change in discount rate from 7.50% to 7.00%. For fiscal year 2023, Cost-of-Living-Adjustments were increased from 2.00% to 2.50%.

Changes in benefit terms – STRS

There were no changes in benefit terms from the amounts reported for fiscal years 2014-2023.

Changes in assumptions – STRS

There were no changes in methods and assumptions used in the calculation of actuarial determined contributions for fiscal years 2014-2017 and 2019-2021. For fiscal year 2018, the following changes of assumptions affected the total pension liability since the prior measurement date: (a) inflation assumption lowered from 2.75% to 2.50%, (b) investment return assumption lowered from 7.75% to 7.45%, (c) total salary increases rates lowered by decreasing the merit component of the individual salary increases, as well as by 0.25% due to lower inflation, (d) payroll growth assumption lowered to 3.00%, (e) updated the healthy and disable mortality assumption to the “RP-2014” mortality tables with generational improvement scale MP-2016, (f) rates of retirement, termination and disability were modified to better reflect anticipated future experience. For fiscal year 2022, the following changes of assumptions affected the total pension liability since the prior measurement date: (a) investment return assumption lowered from 7.45% to 7.00%, (b) discount rate of return reduced from 7.45% to 7.00%. For fiscal year 2023, the following changes of assumptions affected the total pension liability since the prior measurement date: (a)

**SOUTH SCIOTO ACADEMY
FRANKLIN COUNTY, OHIO**

NOTES TO THE REQUIRED SUPPLEMENTARY INFORMATION

projected salary increases changed from, 12.50% at age 20 to 2.50% at age 65, to, varies by service from 2.50% to 8.50% (b) post-retirement mortality rates are based on the Pub-2010 Teachers Healthy Annuitant Mortality Table, adjusted 110 percent for males, projected forward generationally using mortality improvement scale MP-2020. Pre-retirement mortality rates are based on Pub-2010 Teachers Employee Table adjusted 95 percent for females, projected forward generationally using mortality improvement scale MP-2020. For disabled retirees, mortality rates are based on the Pub-2010 Teachers Disabled Annuitant Table projected forward generationally using mortality improvement scale MP-2020.

Net OPEB Liability

Changes of benefit terms- SERS

There were no changes in benefit terms from the amounts reported for fiscal years 2018-2023.

Changes in Assumptions – SERS

Amounts reported for fiscal years 2018-2023 incorporate changes in key methods and assumptions used in calculating the total OPEB liability as presented below:

Municipal Bond Index Rate:

Fiscal year 2023	3.69 percent
Fiscal year 2022	1.92 percent
Fiscal year 2021	2.45 percent
Fiscal year 2020	3.13 percent
Fiscal year 2019	3.62 percent
Fiscal year 2018	3.56 percent
Fiscal year 2017	2.92 percent

**Single Equivalent Interest Rate, net of plan investment expense,
including price inflation**

Fiscal year 2023	4.08 percent
Fiscal year 2022	2.27 percent
Fiscal year 2021	2.63 percent
Fiscal year 2020	3.22 percent
Fiscal year 2019	3.70 percent
Fiscal year 2018	3.63 percent
Fiscal year 2017	2.98 percent

Medicare Trend Assumption

Medicare

Fiscal year 2023	7.00 percent decreasing to 4.40 percent
Fiscal year 2022	5.125 percent decreasing to 4.40 percent
Fiscal year 2020	5.25 percent decreasing to 4.75 percent
Fiscal year 2019	5.375 percent decreasing to 4.75 percent
Fiscal year 2018	5.50 percent decreasing to 5.00 percent

Pre – Medicare

Fiscal year 2023	7.00 percent decreasing to 4.40 percent
Fiscal year 2022	6.75 percent decreasing to 4.40 percent
Fiscal year 2020	7.00 percent decreasing to 4.75 percent
Fiscal year 2019	7.25 percent decreasing to 4.75 percent
Fiscal year 2018	7.50 percent decreasing to 5.00 percent

**SOUTH SCIOTO ACADEMY
FRANKLIN COUNTY, OHIO**

NOTES TO THE REQUIRED SUPPLEMENTARY INFORMATION

Changes in Assumptions – STRS

For fiscal year 2018, the discount rate was increased from 3.26 percent to 4.13 percent based on the methodology defined under GASB Statement No. 74, Financial Reporting for Postemployment Benefit Plans Other Than Pension Plans (OPEB) and the long term expected rate of return was reduced from 7.75 percent to 7.45 percent. Valuation year per capita health care costs were updated, and the salary scale was modified. The percentage of future retirees electing each option was updated based on current data and the percentage of future disabled retirees and terminated vested participants electing health coverage were decreased. The assumed mortality, disability, retirement, withdrawal and future health care cost trend rates were modified along with the portion of rebated prescription drug costs.

For fiscal year 2019, the discount rate was increased from the blended rate of 4.13 percent to the long-term expected rate of return of 7.45.

For fiscal years 2020 and 2021, the health care cost trend rates were modified.

For fiscal year 2022, the discount rate was decreased from 7.45 percent to 7.00 percent. The health care cost trend rates modified.

For fiscal year 2023, projected salary increases changed from, 12.50% at age to 2.50% at age 65, to, varies by service from 2.50% to 8.50%. The health care cost trend rates were modified.

Changes in Benefit Terms – STRS

For fiscal year 2018, the subsidy multiplier for non-Medicare benefit recipients was reduced from 2.1 percent to 1.9 percent per year of service. Medicare Part B premium reimbursements were discontinued for certain survivors and beneficiaries and all remaining Medicare Part B premium reimbursements will be discontinued beginning January 2020.

For fiscal year 2019, the subsidy multiplier for non-Medicare benefit recipients was increased from 1.9 percent to 1.944 percent per year of service effective January 1, 2019. The non-Medicare frozen subsidy base premium was increased effective January 1, 2019 and all remaining Medicare Part B premium reimbursements will be discontinued beginning January 1, 2020.

For fiscal year 2020, claims curves were trended to the fiscal year ending June 30, 2020 to reflect the current price renewals. The non-Medicare subsidy percentage was increased effective January 1, 2020 from 1.944% to 1.984 per year of service. The non-Medicare frozen subsidy base premium was increased effective January 1, 2020. The Medicare subsidy percentages were adjusted effective January 1, 2021 to 2.1% for the Medicare plan. The Medicare Part B monthly reimbursement elimination date was postponed to January 1, 2021.

For fiscal year 2021, Claim curves were updated to reflect the projected fiscal year end 2021 premium based on June 30, 2020 enrollment distribution. The non-Medicare subsidy percentage was increased effective January 1, 2021 from 1.984% to 2.055% per year of service. The non-Medicare frozen subsidy base premium was increased effective January 1, 2021. The Medicare subsidy percentages were adjusted effective January 1, 2021 to 2.1% for the AMA Medicare plan. The Medicare Part B monthly reimbursement elimination date was postponed indefinitely.

There were no benefit term changes from the amounts reported for fiscal year 2022 and 2023.

**SOUTH SCIOTO ACADEMY
FRANKLIN COUNTY
SCHEDULE OF EXPENDITURES OF FEDERAL AWARDS
FOR THE YEAR ENDED JUNE 30, 2023
(Prepared by Management)**

FEDERAL GRANTOR Pass Through Grantor Program / Cluster Title	Federal AL Number	Pass Through Entity Identifying Number	Total Federal Expenditures
U.S. DEPARTMENT OF AGRICULTURE			
<i>Passed Through Ohio Department of Education</i>			
Child Nutrition Cluster			
School Breakfast Program	10.553	2023	\$ 43,034
National School Lunch Program	10.555	2022	33,657
National School Lunch Program	10.555	2023	104,006
National School Lunch Program - COVID-19	10.555	COVID-19, 2023	<u>9,639</u>
Total Child Nutrition Cluster			<u>190,336</u>
COVID-19 - State Pandemic Electronic Benefit Transfer (P-EBT) Administrative Costs Grant	10.649	COVID-19, 2023	<u>628</u>
Total U.S. Department of Agriculture			190,964
U.S. DEPARTMENT OF EDUCATION			
<i>Passed Through Ohio Department of Education</i>			
Special Education Cluster			
Special Education Grants to States	84.027A	84.027A, 2023	55,988
Special Education Preschool Grants	84.173A	84.173A, 2023	470
COVID-19 - Special Education Preschool Grants - ARP	84.173X	COVID-19, 84,173X, 2022	<u>891</u>
Total Special Education Cluster			57,349
Supporting Effective Instruction State Grants	84.367A	84.367A, 2023	12,463
Student Support and Academic Enrichment Program	84.424A	84.424A, 2023	14,428
Title I Grants to Local Education Agencies	84.010A	84.010A, 2022	13,886
Title I Grants to Local Education Agencies	84.010A	84.010A, 2023	<u>169,277</u>
Total Title I Grants to Local Education Agencies			183,163
Elementary and Secondary School Emergency Relief Funds III	84.425	N/A	<u>433,318</u>
Total U.S. Department of Education			<u>700,721</u>
Total Expenditures of Federal Awards			<u><u>\$ 891,685</u></u>

The accompanying notes are an integral part of this schedule.

South Scioto Academy
Franklin County
Notes to the Schedule of Expenditures of Federal Awards
2 CFR 200.510(b)(6)
For the Year Ended June 30, 2023
(Prepared by Management)

NOTE 1 – BASIS OF PRESENTATION & SUMMARY OF SIGNIFICANT ACCOUNTING POLICIES

The accompanying Schedule of Expenditures of Federal Awards (the Schedule) includes the federal award activity of the South Scioto Performance Academy under programs of the federal government for the fiscal year ended June 30, 2023 and is prepared in accordance with the cash basis of accounting. The information on this Schedule is prepared in accordance with the requirements of Title 2 U.S. Code of Federal Regulations Part 200, *Uniform Administrative Requirements, Cost Principles, and Audit Requirements for Federal Awards* (Uniform Guidance). Because the Schedule presents only a selected portion of the operations of the South Scioto Performance Academy, it is not intended to and does not present the financial position, changes in net position, or cash flows of the South Scioto Performance Academy. Such expenditures are recognized following cost principles contained in Uniform Guidance wherein certain types of expenditures may or may not be limited to as to reimbursement.

NOTE 2 – DE MINIMIS COST RATE

CFR Section 200.414 of the Uniform Guidance allows a non-federal entity that has never received a negotiated indirect cost rate to charge a de minimis rate of 10% of modified total direct costs to indirect costs. The South Scioto Performance Academy has not elected to use the 10% de minimis indirect cost rate as allowed under the Uniform Guidance.

NOTE 3 – CHILD NUTRITION CLUSTER

The South Scioto Performance Academy commingles cash receipts from the U.S. Department of Agriculture with similar State grants. When reporting expenditures on this Schedule, the South Scioto Performance Academy assumes it expends federal monies first.

INDEPENDENT AUDITOR'S REPORT ON INTERNAL CONTROL OVER FINANCIAL REPORTING AND
ON COMPLIANCE AND OTHER MATTERS BASED ON AN AUDIT OF FINANCIAL STATEMENTS
REQUIRED BY GOVERNMENT AUDITING STANDARDS

South Scioto Academy
Franklin County
2200 Winslow Drive
Columbus, Ohio 43207

To the Board of Trustees:

We have audited, in accordance with the auditing standards generally accepted in the United States of America and the standards applicable to financial audits contained in *Government Auditing Standards*, issued by the Comptroller General of the United States, the financial statements of the South Scioto Academy, Franklin County, Ohio (the Academy), as of and for the year ended June 30, 2023, and the related notes to the financial statements, which collectively comprise the Academy's basic financial statements, and have issued our report thereon dated December 29, 2023.

Internal Control Over Financial Reporting

In planning and performing our audit of the financial statements, we considered the Academy's internal control over financial reporting (internal control) to determine the audit procedures that are appropriate in the circumstances for the purpose of expressing our opinion on the financial statements, but not for the purpose of expressing an opinion on the effectiveness of the Academy's internal control. Accordingly, we do not express an opinion on the effectiveness of the Academy's internal control.

A *deficiency in internal control* exists when the design or operation of a control does not allow management or employees, in the normal course of performing their assigned functions, to prevent, or detect and correct, misstatements on a timely basis. A *material weakness* is a deficiency, or a combination of deficiencies, in internal control, such that there is a reasonable possibility that a material misstatement of the Academy's financial statements will not be prevented, or detected and corrected on a timely basis. A *significant deficiency* is a deficiency, or a combination of deficiencies, in internal control that is less severe than a material weakness, yet important enough to merit attention by those charged with governance.


Our consideration of internal control was for the limited purpose described in the first paragraph of this section and was not designed to identify all deficiencies in internal control that might be material weaknesses or, significant deficiencies. Given these limitations, during our audit we did not identify any deficiencies in internal control that we consider to be material weaknesses. However, material weaknesses or significant deficiencies may exist that have not been identified.

Compliance and Other Matters

As part of obtaining reasonable assurance about whether the Academy's financial statements are free from material misstatement, we performed tests of its compliance with certain provisions of laws, regulations, contracts, and grant agreements, noncompliance with which could have a direct and material effect on the determination of financial statement amounts. However, providing an opinion on compliance with those provisions was not an objective of our audit, and accordingly, we do not express such an opinion. The results of our tests disclosed no instances of noncompliance or other matters that are required to be reported under *Government Auditing Standards*.

Purpose of this Report

The purpose of this report is solely to describe the scope of our testing of internal control and compliance and the results of that testing, and not to provide an opinion on the effectiveness of the Academy's internal control or on compliance. This report is an integral part of an audit performed in accordance with *Government Auditing Standards* in considering the Academy's internal control and compliance. Accordingly, this communication is not suitable for any other purpose.

A handwritten signature in black ink, appearing to read "Charles E. Harris".

Charles E. Harris & Associates, Inc.
December 29, 2023

Charles E. Harris & Associates, Inc.

Certified Public Accountants

5510 Pearl Road Ste 102

Parma, OH 44129-2550

Phone - (216) 575-1630

Fax - (216) 436-2411

**INDEPENDENT AUDITOR'S REPORT ON COMPLIANCE WITH REQUIREMENTS
APPLICABLE TO THE MAJOR FEDERAL PROGRAM AND ON INTERNAL CONTROL
OVER COMPLIANCE REQUIRED BY THE UNIFORM GUIDANCE**

South Scioto Academy
Franklin County
2200 Winslow Drive
Columbus, Ohio 43207

To the Board of Education:

Report on Compliance for the Major Federal Program

Opinion on the Major Federal Program

We have audited the South Scioto Academy, Franklin County, Ohio's (the Academy) compliance with the types of compliance requirements identified as subject to audit in the U.S. Office of Management and Budget (OMB) *Compliance Supplement* that could have a direct and material effect on the Academy's major federal program for the year ended June 30, 2023. The Academy's major federal program is identified in the *Summary of Auditor's Results* section of the accompanying Schedule of Findings.

In our opinion, the Academy complied, in all material respects, with the compliance requirements referred to above that could have a direct and material effect on its major federal program for the year ended June 30, 2023.

Basis for Opinion on the Major Federal Programs

We conducted our audit of compliance in accordance with auditing standards generally accepted in the United States of America (GAAS); the standards applicable to financial audits contained in *Government Auditing Standards* issued by the Comptroller General of the United States (*Government Auditing Standards*); and the audit requirements of Title 2 U.S. *Code of Federal Regulations* Part 200, *Uniform Administrative Requirements, Cost Principles, and Audit Requirements for Federal Awards* (Uniform Guidance). Our responsibilities under those standards and the Uniform Guidance are further described in the *Auditor's Responsibilities for the Audit of Compliance* section of our report.

We are required to be independent of the Academy and to meet our other ethical responsibilities, in accordance with relevant ethical requirements relating to our audit. We believe that the audit evidence we have obtained is sufficient and appropriate to provide a basis for our opinion on compliance for the major federal program. Our audit does not provide a legal determination of the Academy's compliance with the compliance requirements referred to above.

Responsibilities of Management for Compliance

The Academy's management is responsible for compliance with the requirements referred to above and for the design, implementation, and maintenance of effective internal control over compliance with the requirements of laws, statutes, regulations, rules, and provisions of contracts or grant agreements applicable to the Academy's federal programs.

Auditor's Responsibilities for the Audit of Compliance

Our objectives are to obtain reasonable assurance about whether material noncompliance with the compliance requirements referred to above occurred, whether due to fraud or error, and express an opinion on the Academy's compliance based on our audit. Reasonable assurance is a high level of assurance but is not absolute assurance and therefore is not a guarantee that an audit conducted in accordance with GAAS, *Government Auditing Standards*, and the Uniform Guidance will always detect material noncompliance when it exists. The risk of not detecting material noncompliance resulting from fraud is higher than for that resulting from error, as fraud may involve collusion, forgery, intentional omissions, misrepresentations, or the override of internal control. Noncompliance with the compliance requirements referred to above is considered material if there is a substantial likelihood that, individually or in the aggregate, it would influence the judgment made by a reasonable user of the report on compliance about the Academy's compliance with the requirements of the major federal program as a whole.

In performing an audit in accordance with GAAS, *Government Auditing Standards*, and the Uniform Guidance, we:

- exercise professional judgment and maintain professional skepticism throughout the audit.
- identify and assess the risks of material noncompliance, whether due to fraud or error, and design and perform audit procedures responsive to those risks. Such procedures include examining, on a test basis, evidence regarding the Academy's compliance with the compliance requirements referred to above and performing such other procedures as we considered necessary in the circumstances.
- obtain an understanding of the Academy's internal control over compliance relevant to the audit in order to design audit procedures that are appropriate in the circumstances and to test and report on internal control over compliance in accordance with the Uniform Guidance, but not for the purpose of expressing an opinion on the effectiveness of the Academy's internal control over compliance. Accordingly, no such opinion is expressed.

We are required to communicate with those charged with governance regarding, among other matters, the planned scope and timing of the audit and any significant deficiencies and material weaknesses in internal control over compliance that we identified during the audit.

Other Matters

The results of our auditing procedures disclosed an instance of noncompliance which is required to be reported in accordance with Uniform Guidance and which is described in the accompanying Schedule of Findings as item 2023-001. Our opinion on the major federal program is not modified with respect to this matter.

Government Auditing Standards requires the auditor to perform limited procedures on the Academy's response to the noncompliance finding identified in our audit described in the accompanying Corrective Action Plan. The Academy's response was not subjected to the other auditing procedures applied in the audit of compliance and accordingly, we express no opinion on the response.

Report on Internal Control Over Compliance

Our consideration of internal control over compliance was for the limited purpose described in the *Auditor's Responsibilities for the Audit of Compliance* section above and was not designed to identify all deficiencies in internal control over compliance that might be material weaknesses or significant deficiencies in internal control over compliance and therefore, material weaknesses or significant deficiencies may exist that were not identified. However, as discussed below, we did identify a certain deficiency in internal control over compliance that we consider to be a material weakness.

A deficiency in internal control over compliance exists when the design or operation of a control over compliance does not allow management or employees, in the normal course of performing their assigned functions, to prevent, or detect and correct, noncompliance with a type of compliance requirement of a federal program on a timely basis. *A material weakness in internal control over compliance* is a deficiency, or a combination of deficiencies, in internal control over compliance, such that there is a reasonable possibility that material noncompliance with a type of compliance requirement of a federal program will not be prevented, or detected and corrected, on a timely basis.

A significant deficiency in internal control over compliance is a deficiency, or a combination of deficiencies, in internal control over compliance with a type of compliance requirement of a federal program that is less severe than a material weakness in internal control over compliance, yet important enough to merit attention by those charged with governance. We consider the deficiency in internal control over compliance described in the accompanying Schedule of Findings as item 2023-001 to be a material weakness.

Our audit was not designed for the purpose of expressing an opinion on the effectiveness of internal control over compliance. Accordingly, no such opinion is expressed.

Government Auditing Standards requires the auditor to perform limited procedures on the Academy's response to the internal control over compliance findings identified in our compliance audit described in the accompanying Corrective Action Plan. The Academy's response was not subjected to the other auditing procedures applied in the audit of compliance and accordingly, we express no opinion on the response.

The purpose of this report on internal control over compliance is solely to describe the scope of our testing of internal control over compliance and the results of this testing based on the requirements of the Uniform Guidance. Accordingly, this report is not suitable for any other purpose.

South Scioto Academy

Franklin County

Independent Auditor's Report on Compliance with Requirements


Applicable to the Major Federal Program and on Internal Control

Over Compliance Required by the Uniform Guidance

Page 4

Report on Schedule of Expenditures of Federal Awards Required by the Uniform Guidance

We have audited the financial statements of the Academy, as of and for the year ended June 30, 2023, and the related notes to the financial statements, which collectively comprise the Academy's basic financial statements. We issued our report thereon dated December 29, 2023, which contained an unmodified opinion on those financial statements. Our audit was conducted for the purpose of forming an opinion on the financial statements that collectively comprise the Academy's basic financial statements. The accompanying Schedule of Expenditures of Federal Awards (Schedule) is presented for purposes of additional analysis as required by the Uniform Guidance and is not a required part of the basic financial statements. The Schedule is the responsibility of management and was derived from and relates directly to the underlying accounting and other records management used to prepare the basic financial statements. We subjected this Schedule to the auditing procedures we applied to the basic financial statements. We also applied certain additional procedures, including comparing and reconciling this Schedule directly to the underlying accounting and other records used to prepare the basic financial statements or to the basic financial statements themselves, and other additional procedures in accordance with auditing standards generally accepted in the United States of America. In our opinion, the Schedule is fairly stated in all material respects in relation to the basic financial statements as a whole.



Charles E. Harris & Associates, Inc.

January 3, 2025

South Scioto Academy
Franklin County
 Schedule of Findings
 2 CFR § 200.515
 June 30, 2023

1. SUMMARY OF AUDITOR'S RESULTS

<i>(d)(1)(i)</i>	Type of Financial Statement Opinion	Unmodified
<i>(d)(1)(ii)</i>	Were there any material weaknesses in internal control reported at the financial statement level (GAGAS)?	No
<i>(d)(1)(ii)</i>	Were there any significant deficiencies in internal control reported at the financial statement level (GAGAS)?	No
<i>(d)(1)(iii)</i>	Was there any reported material noncompliance at the financial statement level (GAGAS)?	No
<i>(d)(1)(iv)</i>	Were there any material weaknesses in internal control reported for major federal programs?	Yes
<i>(d)(1)(iv)</i>	Were there any significant deficiencies in internal control reported for major federal programs?	No
<i>(d)(1)(v)</i>	Type of Major Programs' Compliance Opinion	Unmodified
<i>(d)(1)(vi)</i>	Are there any reportable findings under 2 CFR § 200.516(a)?	Yes
<i>(d)(1)(vii)</i>	Major Programs (list):	Elementary and Secondary School Emergency Relief Funds III – AL #84.425
<i>(d)(1)(viii)</i>	Dollar Threshold: Type A\B Programs	Type A: > \$ 750,000 Type B: all others
<i>(d)(1)(ix)</i>	Low Risk Auditee under 2 CFR §200.520?	No

**2. FINDINGS RELATED TO THE FINANCIAL STATEMENTS
REQUIRED TO BE REPORTED IN ACCORDANCE WITH GAGAS**

None.

South Scioto Academy
Franklin County
Schedule of Findings - continued
2 CFR § 200.515
June 30, 2023

3. FINDINGS FOR FEDERAL AWARDS

Necessity of a Single Audit and Schedule of Expenditures of Federal Awards

Finding Number:	2023-001
Assistance Listing Number and Title:	All AL Numbers
Federal Award Identification Number / Year:	2023
Federal Agency:	U.S. Department of Education, U.S. Department of Agriculture
Compliance Requirement:	Reporting
Pass-Through Entity:	Ohio Department of Education
Repeat Finding from Prior Audit?	No
Prior Audit Finding Number:	N/A

Noncompliance and Material Weakness

2 CFR 200.501 requires a non-Federal entity that expends \$750,000 or more during the non-Federal entity's fiscal year in Federal awards must have a single or program-specific audit conducted for that year in accordance with the provisions of this part. A non-Federal entity that expends \$750,000 or more in Federal awards during the non-Federal entity's fiscal year must have a single audit conducted in accordance with § 200.514 except when it elects to have a program-specific audit conducted in accordance with paragraph (c) or (d) of this section.

2 CFR §200.512(a)(2) states that an audit, the data collection form, and the reporting package must be submitted within 30 calendar days after the auditee receives the auditor's report(s) or nine months after the end of the audit period (whichever is earlier).

2 CFR Subpart F §200.510(b) requires the auditee prepare a Schedule of Expenditures of Federal Awards (the Schedule) for the period covered by the Academy's financial statements which must include the total federal awards expended as determined in accordance with § 200.502.

At a minimum, the schedule must:

- (1) List individual Federal programs by Federal agency.
- (2) For Federal awards received as a subrecipient, the name of the pass-through entity and identifying number assigned by the pass-through entity must be included.
- (3) Provide total Federal awards expended for each individual Federal program and the ALN number or other identifying number when the ALN information is not available.
- (4) Include the total amount provided to subrecipients from each Federal program.
- (5) For loan or loan guarantee programs described in § 200.502 Basis for determining Federal awards expended, paragraph (b), identify in the notes to the schedule the balances outstanding at the end of the audit period.
- (6) Include notes that describe the significant accounting policies used in preparing the schedule, and note whether or not the auditee has elected to use the 10 percent de minimis cost rate as covered in § 200.414 Indirect (F&A) costs.

South Scioto Academy
Franklin County
Schedule of Findings - continued
2 CFR § 200.515
June 30, 2023

3. FINDINGS FOR FEDERAL AWARDS

Necessity of a Single Audit and Schedule of Expenditures of Federal Awards – (continued)

The Academy's internal control procedures did not identify expenses sufficiently to identify the need for a Single Audit.

The Schedule has been presented in this report. Noncompliance with grant requirements as well as errors and omissions on the Schedule could have an adverse effect on future grant awards by the awarding agencies in addition to an inaccurate assessment of major federal programs that would be subjected to audit.

Management's Response:

See Corrective Action Plan.

**South Scioto Academy
Franklin County
Corrective Action Plan (Prepared by Management)
2 CFR § 200.511(c)
For the Year Ended June 30, 2023**

Finding Number	Planned Corrective Action	Anticipated Completion Date	Responsible Contact Persons
2023-001	All future federal expenditures will be reconciled to the disbursement ledger.	Immediately	Todd Taylor, Treasurer

OHIO AUDITOR OF STATE KEITH FABER



SOUTH SCIOTO ACADEMY

FRANKLIN COUNTY

AUDITOR OF STATE OF OHIO CERTIFICATION

This is a true and correct copy of the report, which is required to be filed pursuant to Section 117.26, Revised Code, and which is filed in the Office of the Ohio Auditor of State in Columbus, Ohio.



Certified for Release 2/25/2025

65 East State Street, Columbus, Ohio 43215
Phone: 614-466-4514 or 800-282-0370

This report is a matter of public record and is available online at
www.ohioauditor.gov