



OHIO AUDITOR OF STATE
KEITH FABER

**URBANA CITY SCHOOL DISTRICT
CHAMPAIGN COUNTY
JUNE 30, 2022**

TABLE OF CONTENTS

TITLE	PAGE
Independent Auditor's Report	1
Prepared by Management:	
Management's Discussion and Analysis	5
Basic Financial Statements:	
Government-wide Financial Statements:	
Statement of Net Position – Cash Basis	15
Statement of Activities – Cash Basis	16
Fund Financial Statements:	
Statement of Assets and Fund Balances – Cash Basis – Governmental Funds	17
Reconciliation of Total Governmental Fund Balances to Net Position of Governmental Activities– Cash Basis	18
Statement of Receipts, Disbursements and Changes in Fund Balances – Cash Basis – Governmental Funds	19
Statement of Receipts, Disbursements, and Changes in Fund Balance – Budget and Actual (Budgetary Basis) – General Fund	20
Statement of Net Position – Cash Basis – Proprietary Fund.....	21
Statement of Receipts, Disbursements and Change in Net Position – Cash Basis – Proprietary Fund	22
Statement of Fiduciary Net Position – Cash Basis – Fiduciary Fund	23
Statement of Change in Fiduciary Net Position – Cash Basis – Fiduciary Fund.....	24
Notes to the Basic Financial Statements.....	25

**URBANA CITY SCHOOL DISTRICT
CHAMPAIGN COUNTY
JUNE 30, 2022**

**TABLE OF CONTENTS
(Continued)**

TITLE	PAGE
Schedule of Expenditures of Federal Awards For the Fiscal Year Ended June 30, 2022	57
Notes to the Schedule of Expenditures of Federal Awards.....	58
Independent Auditor's Report on Internal Control Over Financial Reporting and on Compliance and Other Matters Required by <i>Government Auditing Standards</i>	59
Independent Auditor's Report on Compliance with Requirements Applicable to Each Major Federal Program and on Internal Control Over Compliance Required by the Uniform Guidance	61
Schedule of Findings.....	65
Prepared by Management:	
Summary Schedule of Prior Audit Findings	69
Corrective Action Plan	71



INDEPENDENT AUDITOR'S REPORT

Urbana City School District
Champaign County
711 Wood Street
Urbana, Ohio 43078

To the Board of Education:

Report on the Audit of the Financial Statements

Opinions

We have audited the cash-basis financial statements of the governmental activities, each major fund, and the aggregate remaining fund information of the Urbana City School District, Champaign County, Ohio (the District), as of and for the fiscal year ended June 30, 2022, and the related notes to the financial statements, which collectively comprise the District's basic financial statements as listed in the table of contents.

In our opinion, the accompanying financial statements referred to above present fairly, in all material respects, the respective cash-basis financial position of the governmental activities, each major fund, and the aggregate remaining fund information of the Urbana City School District, as of June 30, 2022, and the respective changes in cash-basis financial position thereof and the budgetary comparison for the General fund for the fiscal year then ended in accordance with the cash-basis of accounting described in Note 2.

Basis for Opinions

We conducted our audit in accordance with auditing standards generally accepted in the United States of America (GAAS) and the standards applicable to financial audits contained in *Government Auditing Standards*, issued by the Comptroller General of the United States. Our responsibilities under those standards are further described in the *Auditor's Responsibilities for the Audit of the Financial Statements* section of our report. We are required to be independent of the District, and to meet our other ethical responsibilities, in accordance with the relevant ethical requirements relating to our audit. We believe that the audit evidence we have obtained is sufficient and appropriate to provide a basis for our audit opinions.

Emphasis of Matter - Accounting Basis

Ohio Administrative Code § 117-2-03(B) requires the District to prepare its annual financial report in accordance with accounting principles generally accepted in the United States of America. We draw attention to Note 2 of the financial statements, which describes the basis of accounting. The financial statements are prepared on the cash basis of accounting, which is a basis of accounting other than accounting principles generally accepted in the United States of America. Our opinion is not modified with respect to this matter.

Emphasis of Matter

As discussed in Note 16 to the financial statements, the financial impact of COVID-19 and the continuing recovery measures may impact subsequent periods of the District. Our opinion is not modified with respect to this matter.

Responsibilities of Management for the Financial Statements

Management is responsible for the preparation and fair presentation of the financial statements in accordance with the cash basis of accounting described in Note 2, and for determining that the cash basis of accounting is an acceptable basis for preparation of the financial statements in the circumstances. Management is also responsible for the design, implementation, and maintenance of internal control relevant to the preparation and fair presentation of financial statements that are free from material misstatement, whether due to fraud or error.

In preparing the financial statements, management is required to evaluate whether there are conditions or events, considered in the aggregate, that raise substantial doubt about the District's ability to continue as a going concern for twelve months beyond the financial statement date, including any currently known information that may raise substantial doubt shortly thereafter.

Auditor's Responsibilities for the Audit of the Financial Statements

Our objectives are to obtain reasonable assurance about whether the financial statements as a whole are free from material misstatement, whether due to fraud or error, and to issue an auditor's report that includes our opinions. Reasonable assurance is a high level of assurance but is not absolute assurance and therefore is not a guarantee that an audit conducted in accordance with GAAS and *Government Auditing Standards* will always detect a material misstatement when it exists. The risk of not detecting a material misstatement resulting from fraud is higher than for one resulting from error, as fraud may involve collusion, forgery, intentional omissions, misrepresentations, or the override of internal control. Misstatements are considered material if there is a substantial likelihood that, individually or in the aggregate, they would influence the judgment made by a reasonable user based on the financial statements.

In performing an audit in accordance with GAAS and *Government Auditing Standards*, we

- exercise professional judgment and maintain professional skepticism throughout the audit.
- identify and assess the risks of material misstatement of the financial statements, whether due to fraud or error, and design and perform audit procedures responsive to those risks. Such procedures include examining, on a test basis, evidence regarding the amounts and disclosures in the financial statements.
- obtain an understanding of internal control relevant to the audit in order to design audit procedures that are appropriate in the circumstances, but not for the purpose of expressing an opinion on the effectiveness of the District's internal control. Accordingly, no such opinion is expressed.
- evaluate the appropriateness of accounting policies used and the reasonableness of significant accounting estimates made by management, as well as evaluate the overall presentation of the financial statements.
- conclude whether, in our judgment, there are conditions or events, considered in the aggregate, that raise substantial doubt about the District's ability to continue as a going concern for a reasonable period of time.

We are required to communicate with those charged with governance regarding, among other matters, the planned scope and timing of the audit, significant audit findings, and certain internal control-related matters that we identified during the audit.

Supplementary Information

Our audit was conducted to opine on the financial statements as a whole that collectively comprise the District's basic financial statements.

The Schedule of Expenditures of Federal Awards as required by Title 2 U.S. Code of Federal Regulations (CFR) Part 200, Uniform Administrative Requirements, Cost Principles, and Audit Requirements for Federal Awards is presented for purposes of additional analysis and is not a required part of the financial statements.

Such information is the responsibility of management and was derived from and relates directly to the underlying accounting and other records used to prepare the basic financial statements. The information has been subjected to the auditing procedures applied to the basic financial statements and certain additional procedures, including comparing and reconciling such information directly to the underlying accounting and other records used to prepare the basic financial statements or to the basic financial statements themselves, and other additional procedures in accordance with auditing standards generally accepted in the United States of America. In our opinion, this schedule is fairly stated in all material respects in relation to the basic financial statements as a whole.

Other Information

We applied no procedures to management's discussion and analysis as listed in the table of contents. Accordingly, we express no opinion or any other assurance on it.

In connection with our audit of the basic financial statements, our responsibility is to read the other information and consider whether a material inconsistency exists between the other information and the basic financial statements, or the other information otherwise appears to be materially misstated. If, based on the work performed, we conclude that an uncorrected material misstatement of the other information exists, we are required to describe it in our report.

Other Reporting Required by Government Auditing Standards

In accordance with *Government Auditing Standards*, we have also issued our report dated March 23, 2023, on our consideration of the District's internal control over financial reporting and our tests of its compliance with certain provisions of laws, regulations, contracts and grant agreements and other matters. The purpose of that report is solely to describe the scope of our testing of internal control over financial reporting and compliance and the results of that testing, and not to provide an opinion on the effectiveness of the District's internal control over financial reporting or on compliance. That report is an integral part of an audit performed in accordance with *Government Auditing Standards* in considering the District's internal control over financial reporting and compliance.



Keith Faber
Auditor of State
Columbus, Ohio

March 23, 2023

This page intentionally left blank.

**URBANA CITY SCHOOL DISTRICT
CHAMPAIGN COUNTY, OHIO**

MANAGEMENT'S DISCUSSION AND ANALYSIS
FOR THE FISCAL YEAR ENDED JUNE 30, 2022
(Unaudited)

The discussion and analysis of the Urbana City School District's (the "District") financial performance provides an overall review of the District's financial activities for the fiscal year ended June 30, 2022. The intent of this discussion and analysis is to look at the District's financial performance as a whole. Readers should also review the basic financial statements and the notes to the basic financial statements to enhance their understanding of the District's financial performance.

Financial Highlights

Key financial highlights for 2022 are as follows:

- In total, the net position of governmental activities increased \$525,372, which represents a 3.08% increase from 2021's amount.
- General receipts accounted for \$22,935,096 in receipts or 76.69% of all receipts. Program specific receipts in the form of charges for services and sales, grants and contributions accounted for \$6,972,111 or 23.31% of all receipts.
- The District had \$29,381,835 in cash disbursements related to governmental activities; \$6,972,111 of these disbursements were offset by program specific charges for services and sales, grants or contributions. General receipts supporting governmental activities (primarily taxes and unrestricted grants and entitlements) of \$22,935,096 were adequate to provide for these programs.
- The District's major governmental funds are the general fund, the bond retirement fund, and the classroom facilities fund. The general fund had \$23,145,170 in receipts and other financing sources and \$23,293,279 in disbursements and other financing uses. During fiscal year 2022, the general fund's fund balance decreased \$148,109 from a balance of \$7,966,620 to a balance of \$7,818,511.
- The bond retirement fund had \$2,099,693 in receipts and \$1,806,673 in disbursements. During fiscal year 2022, the bond retirement fund's fund balance increased \$293,020 from a balance of \$2,078,718 to a balance of \$2,371,738.
- The classroom facilities fund had \$2,578 in receipts and \$185,198 in disbursements. During fiscal year 2022, the classroom facilities fund's fund balance decreased \$182,620 from a balance of \$2,580,644 to a balance of \$2,398,024.

Using the Cash Basis Basic Financial Statements

This annual report is presented in a format consistent with the presentation requirements of the Governmental Accounting Standards Board (GASB) Statement No. 34, as applicable to the District's cash basis of accounting.

The statement of net position - cash basis and statement of activities - cash basis provide information about the activities of the District as a whole, presenting an aggregate view of the District's cash-basis finances. Fund financial statements provide the next level of detail. For governmental funds, these statements tell how services were financed in the short-term as well as what remains for future spending. The fund financial statements also look at the District's most significant funds with all other nonmajor funds presented in total in one column. In the case of the District, there are three major funds. The general fund is the largest major fund.

Reporting the District as a Whole

Statement of Net Position - Cash Basis and the Statement of Activities - Cash Basis

The statement of net position - cash basis and the statement of activities - cash basis answer the question, "How did the District perform financially during 2022?" These statements include only the District's net position using the cash basis of accounting, which is a financial reporting framework other than accounting principles generally accepted in the United States of America. This basis of accounting takes into account only the current year's receipts and disbursements if the cash is actually received or paid.

**URBANA CITY SCHOOL DISTRICT
CHAMPAIGN COUNTY, OHIO**

MANAGEMENT'S DISCUSSION AND ANALYSIS
FOR THE FISCAL YEAR ENDED JUNE 30, 2022
(Unaudited)
(Continued)

These two statements report the District's net position and change in net position on a cash basis. This change in net cash position is important because it tells the reader that, for the District as a whole, the cash basis financial position of the District has improved or diminished. The causes of this change may be the result of many factors, some financial, some not. Non-financial factors include the District's property tax base, current property tax laws in Ohio restricting revenue growth, facility conditions, required educational programs and other factors.

As a result of the use of this cash basis of accounting, certain assets and deferred outflows of resources, liabilities and deferred inflows of resources, and the effects of these items on revenues and expenses are not recorded in these financial statements. Therefore, when reviewing the financial information and discussion within this annual report, the reader should keep in mind the limitations resulting from the use of the cash basis of accounting.

In the statement of net position - cash basis and statement of activities - cash basis, the governmental activities include the District's programs and services, including instruction, support services, operation and maintenance of plant, pupil transportation, extracurricular activities, and food service operations.

The District's statement of net position - cash basis and statement of activities - cash basis can be found on pages 15 and 16 of this report.

Reporting the District's Most Significant Funds

Fund Financial Statements

The analysis of the District's major governmental funds begins on page 10. Fund financial reports provide detailed information about the District's major funds. The District uses many funds to account for a multitude of financial transactions. However, these fund financial statements focus on the District's most significant funds. The District's major governmental funds are the general fund, the bond retirement fund, and the classroom facilities fund.

Governmental Funds

Most of the District's activities are reported in governmental funds, which focus on how money flows into and out of those funds and the balances left at year-end available for spending in future periods. These funds are reported using the cash basis of accounting, which is a financial reporting framework other than accounting principles generally accepted in the United States of America. The governmental fund statements provide a detailed view of the District's operations and the basic services it provides. Governmental fund information helps to determine whether there are more or fewer cash basis financial resources that can be readily spent to finance various District programs. The relationship (or differences) between governmental activities (reported in the statement of net position - cash basis and statement of activities - cash basis) and governmental funds is reconciled in the basic financial statements. The basic governmental fund financial statements can be found on pages 17-20 of this report.

Proprietary Fund

The District maintains a proprietary fund. Internal service funds are an accounting device used to accumulate and allocate costs internally among the District's various functions. The District's internal service fund accounts for a medical/surgical benefits self-insurance program that provided benefits to employees through October 31, 2019. The basic proprietary fund financial statements can be found on pages 21-22 of this report.

Reporting the District's Fiduciary Responsibilities

The District is the trustee, or fiduciary, for a scholarship program. This activity is presented as a private purpose trust fund. The District has no custodial funds. All of the District's fiduciary activities are reported in separate statements of fiduciary net position - cash basis and change in fiduciary net position - cash basis on pages 23 and 24. These activities are excluded from the District's other financial statements because the assets cannot be utilized by the District to finance its operations.

**URBANA CITY SCHOOL DISTRICT
CHAMPAIGN COUNTY, OHIO**

MANAGEMENT'S DISCUSSION AND ANALYSIS
FOR THE FISCAL YEAR ENDED JUNE 30, 2022
(Unaudited)
(Continued)

Notes to the Basic Financial Statements

The notes provide additional information that is essential to a full understanding of the data provided in the government-wide and fund financial statements. These notes to the basic financial statements can be found on pages 25-56 of this report.

The District as a Whole

The table below provides a summary of the District's net position - cash basis at June 30, 2022 and June 30, 2021.

	Net Position - Cash Basis	
	Governmental Activities 2022	Governmental Activities 2021
	<u>2022</u>	<u>2021</u>
<u>Assets</u>		
Equity in pooled cash and investments	\$ 17,589,450	\$ 17,064,078
<u>Net Cash Position</u>		
Restricted	9,174,585	8,498,490
Unrestricted	<u>8,414,865</u>	<u>8,565,588</u>
Total net cash position	<u>\$ 17,589,450</u>	<u>\$ 17,064,078</u>

Total net position of the District increased \$525,372, which represents a 3.08% increase from the District's net position at June 30, 2021. A portion of the District's net position, \$9,174,585, represents resources that are subject to external restriction on how they may be used. The remaining balance of unrestricted net position of \$8,414,865 may be used to meet the District's ongoing obligations to the students and creditors.

THIS SPACE IS INTENTIONALLY LEFT BLANK

**URBANA CITY SCHOOL DISTRICT
CHAMPAIGN COUNTY, OHIO**

MANAGEMENT'S DISCUSSION AND ANALYSIS
FOR THE FISCAL YEAR ENDED JUNE 30, 2022
(Unaudited)
(Continued)

The table below shows the change in cash basis net position for fiscal years 2022 and 2021.

	Change in Net Position - Cash Basis	
	Governmental Activities 2022	Governmental Activities 2021
	<u>2022</u>	<u>2021</u>
<u>Receipts:</u>		
Program revenues:		
Charges for services and sales	\$ 1,403,351	\$ 1,568,339
Operating grants and contributions	5,568,760	5,633,050
Capital grants and contributions	-	48,187
General revenues:		
Property taxes	11,920,138	11,647,669
Payment in lieu of taxes	13,832	13,832
Grants and entitlements	10,994,513	11,476,547
Investment earnings	(19,687)	17,382
Miscellaneous	26,300	193,227
Total receipts	<u>29,907,207</u>	<u>30,598,233</u>
<u>Disbursements:</u>		
Program disbursements:		
Instruction:		
Regular	10,465,961	12,164,333
Special	6,098,379	5,742,716
Vocational	337,904	298,497
Other	43,266	103,030
Support services:		
Pupil	2,114,779	2,045,322
Instructional staff	823,907	918,633
Board of education	28,372	23,212
Administration	1,668,999	1,663,204
Fiscal	611,131	607,223
Business	155,697	164,083
Operations and maintenance	1,725,678	1,610,706
Pupil transportation	1,012,181	970,721
Central	267,289	140,506
Operations of non-instructional services:		
Food service operations	1,139,623	909,345
Other non-instructional services	2,450	3,361
Extracurricular activities	763,414	665,028
Facilities acquisition and construction	361,636	249,607
Debt service:		
Principal retirement	785,000	967,294
Interest and fiscal charges	976,169	998,154
Total disbursements	<u>29,381,835</u>	<u>30,244,975</u>
Change in net position	525,372	353,258
Net cash position at beginning of year	<u>17,064,078</u>	<u>16,710,820</u>
Net cash position at end of year	<u>\$ 17,589,450</u>	<u>\$ 17,064,078</u>

**URBANA CITY SCHOOL DISTRICT
CHAMPAIGN COUNTY, OHIO**

MANAGEMENT'S DISCUSSION AND ANALYSIS
FOR THE FISCAL YEAR ENDED JUNE 30, 2022
(Unaudited)
(Continued)

Governmental Activities

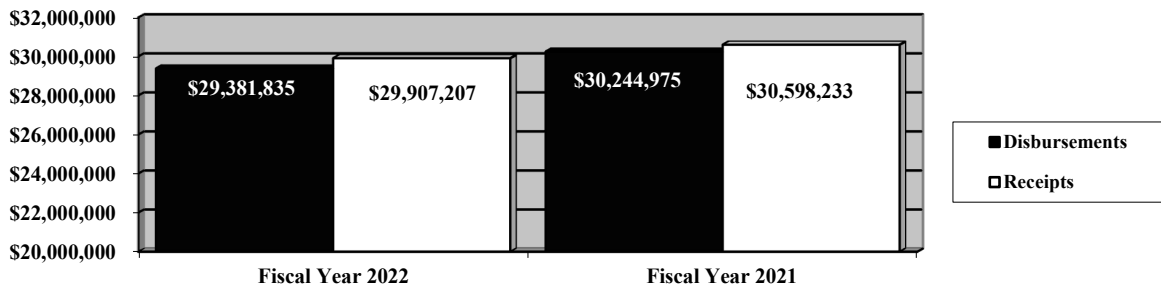
The net position of the District's governmental activities increased \$525,372. Total governmental disbursements of \$29,381,835 were offset by program receipts of \$6,972,111 and general receipts of \$22,935,096. Program receipts supported 23.73% of the total governmental disbursements.

The primary sources of receipts for governmental activities are derived from property taxes, payments in lieu of taxes, and grants and entitlements receipts. These receipt sources represent 76.67% of total governmental receipts.

The largest disbursement of the District is for instructional programs. Instructional disbursements totaled \$16,945,510 or 57.67% of total governmental disbursements for fiscal year 2022.

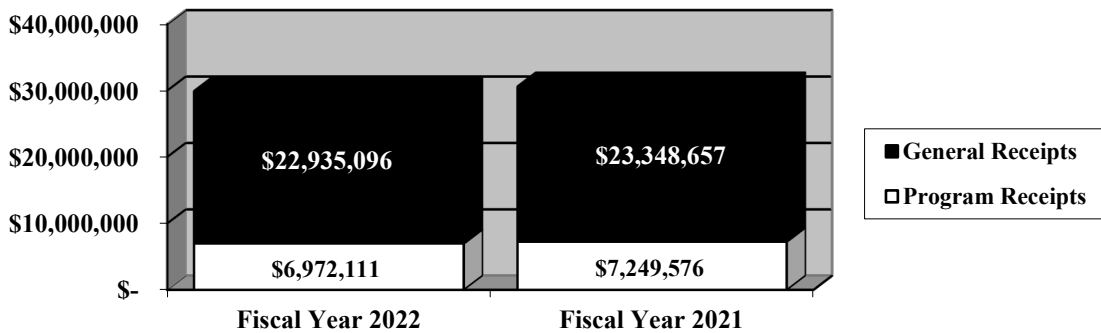
The graph below presents the District's governmental activities receipts and disbursements for fiscal years 2022 and 2021.

Governmental Activities - Receipts and Disbursements



The graph below presents the District's governmental activities receipts for fiscal years 2022 and 2021.

Governmental Activities - General and Program Receipts



The statement of activities - cash basis shows the cost of program services and the charges for services and sales and grants and contributions offsetting those services. The following table shows, for governmental activities, the total cost of services and the net cost of services. That is, it identifies the cost of these services supported by tax receipts and unrestricted State grants and entitlements.

**URBANA CITY SCHOOL DISTRICT
CHAMPAIGN COUNTY, OHIO**

MANAGEMENT'S DISCUSSION AND ANALYSIS
FOR THE FISCAL YEAR ENDED JUNE 30, 2022
(Unaudited)
(Continued)

	Governmental Activities			
	Total Cost of Services <u>2022</u>	Net Cost of Services <u>2022</u>	Total Cost of Services <u>2021</u>	Net Cost of Services <u>2021</u>
<u>Program disbursements:</u>				
Instruction:				
Regular	\$ 10,465,961	\$ 9,467,357	\$ 12,164,333	\$ 10,874,682
Special	6,098,379	3,312,430	5,742,716	2,867,795
Vocational	337,904	249,377	298,497	150,097
Other	43,266	43,266	103,030	103,030
Support services:				
Pupil	2,114,779	1,782,588	2,045,322	1,089,361
Instructional staff	823,907	504,633	918,633	526,489
Board of education	28,372	28,372	23,212	23,212
Administration	1,668,999	1,650,895	1,663,204	1,658,311
Fiscal	611,131	611,131	607,223	607,223
Business	155,697	64,026	164,083	129,659
Operations and maintenance	1,725,678	1,669,711	1,610,706	1,517,636
Pupil transportation	1,012,181	859,827	970,721	838,901
Central	267,289	145,601	140,506	140,506
Operations of non-instructional services				
Food service operations	1,139,623	(488,222)	909,345	(191,837)
Other non-instructional services	2,450	70	3,361	(116)
Extracurricular activities	763,414	385,857	665,028	445,395
Facilities acquisition and construction	361,636	361,636	249,607	249,607
Debt service:				
Principal retirement	785,000	785,000	967,294	967,294
Interest and fiscal charges	976,169	976,169	998,154	998,154
Total disbursements	<u>\$ 29,381,835</u>	<u>\$ 22,409,724</u>	<u>\$ 30,244,975</u>	<u>\$ 22,995,399</u>

The dependence upon tax and other general receipts for governmental activities is apparent, 77.14% of instruction activities are supported through taxes and other general receipts. For all governmental activities, general receipt support is 76.27%.

The District's Funds

The District's governmental funds reported a combined fund balance of \$16,947,926, which is higher than last year's total of \$16,422,554.

The schedule below indicates the fund balance and the total change in fund balance as of June 30, 2022 and 2021.

**URBANA CITY SCHOOL DISTRICT
CHAMPAIGN COUNTY, OHIO**

MANAGEMENT'S DISCUSSION AND ANALYSIS
FOR THE FISCAL YEAR ENDED JUNE 30, 2022
(Unaudited)
(Continued)

	Fund Balance June 30, 2022	Fund Balance June 30, 2021	Increase/ (Decrease)	Percentage Change
General	\$ 7,818,511	\$ 7,966,620	\$ (148,109)	(1.86) %
Bond Retirement	2,371,738	2,078,718	293,020	14.10
Classroom Facilities	2,398,024	2,580,644	(182,620)	(7.08) %
Nonmajor Governmental	<u>4,359,653</u>	<u>3,796,572</u>	<u>563,081</u>	<u>14.83</u> %
Total	<u>\$ 16,947,926</u>	<u>\$ 16,422,554</u>	<u>\$ 525,372</u>	<u>3.20</u> %

General Fund

The District's general fund balance decreased \$148,109. Overall, fiscal year 2022 receipts decreased 2.18% from fiscal year 2021. Property tax receipts increased 4.03% or \$365,712 during 2022. The District reported a \$42,287 decrease in interest receipts during 2022 compared to 2021. A \$377,807 decrease in tuition receipts during 2022 resulted from decreases in tuition payments received for open enrollment and special education tuition from changes in the State's foundation funding model.

During fiscal year 2022, an 8.78% decrease in disbursements for instruction resulted from less wages and benefits paid from the general fund. Support services disbursements increased 11.75% due primarily to disbursements for pupil, operations and maintenance and pupil transportation services. The general fund had no facilities acquisition and construction disbursements during fiscal year 2022. Disbursements related to the District's copier lease in fiscal year 2022 were reported in function disbursements, rather than debt service as reported in 2021, in accordance with GASB Statement No. 87.

The table that follows assists in illustrating the financial activities of the general fund.

	2022 Amount	2021 Amount	Increase/ (Decrease)	Percentage Change
<u>Receipts</u>				
Property taxes	\$ 9,431,880	\$ 9,066,168	\$ 365,712	4.03 %
Intergovernmental	12,660,913	13,017,737	(356,824)	(2.74) %
Investment Earnings	(27,424)	14,863	(42,287)	(284.51) %
Tuition and fees	880,561	1,258,368	(377,807)	(30.02) %
Payment in lieu of taxes	13,832	13,832	-	-
Other revenues	<u>145,803</u>	<u>250,616</u>	<u>(104,813)</u>	<u>(41.82)</u> %
Total	<u>\$ 23,105,565</u>	<u>\$ 23,621,584</u>	<u>\$ (516,019)</u>	<u>(2.18)</u> %
<u>Disbursements</u>				
Instruction	\$ 15,344,631	\$ 16,821,765	\$ (1,477,134)	(8.78) %
Support services	7,536,224	6,744,083	792,141	11.75 %
Extracurricular activities	386,832	397,754	(10,922)	(2.75) %
Facilities acquisition and construction	-	850	(850)	(100.00) %
Debt service	<u>-</u>	<u>93,814</u>	<u>(93,814)</u>	<u>(100.00)</u> %
Total	<u>\$ 23,267,687</u>	<u>\$ 24,058,266</u>	<u>\$ (790,579)</u>	<u>(3.29)</u> %

Bond Retirement Fund

The bond retirement fund had \$2,099,693 in receipts and \$1,806,673 in disbursements. During fiscal year 2022, the bond retirement fund's fund balance increased \$293,020 from a balance of \$2,078,718 to a balance of \$2,371,738.

**URBANA CITY SCHOOL DISTRICT
CHAMPAIGN COUNTY, OHIO**

MANAGEMENT'S DISCUSSION AND ANALYSIS
FOR THE FISCAL YEAR ENDED JUNE 30, 2022
(Unaudited)
(Continued)

Classroom Facilities Fund

The classroom facilities fund had \$2,578 in receipts and \$185,198 in disbursements. During fiscal year 2022, the classroom facilities fund's fund balance decreased \$182,620 from a balance of \$2,580,644 to a balance of \$2,398,024 due to construction costs on the District's facilities projects.

General Fund Budgeting Highlights

The District's budget is prepared according to Ohio law and is based on accounting for certain transactions on a basis of cash receipts, disbursements and encumbrances. The most significant budgeted fund is the general fund.

For the general fund, original and final budgeted receipts and other financing sources were \$22,800,000 and actual revenues and other financing sources for fiscal year 2022 totaled \$23,067,763.

General fund original and final appropriations (appropriated disbursements including other financing uses) totaled \$28,308,838 and actual budget basis disbursements and other financing uses for fiscal year 2022 totaled \$23,432,641.

Capital Assets and Debt Administration

Capital Assets

The District does not report capital assets in the accompanying cash basis financial statements, but records payments for capital assets as disbursements when purchased. The District had facilities acquisition and construction disbursements of \$361,636 during the fiscal year.

Debt Administration

At June 30, 2022, the District had \$26,210,000 in general obligation bonds outstanding. Of this total, \$800,000 is due within one year and \$25,410,000 is due within greater than one year at June 30, 2022. The following table summarizes the liabilities outstanding at June 30, 2022 and June 30, 2021.

Outstanding Debt, Year-End

	Governmental Activities 2022	Governmental Activities 2021
General obligation bonds	\$ 26,210,000	\$ 26,995,000

See Note 7 to the basic financial statements for detail on the District's debt administration.

Current Related Financial Activities

The District renewed a 5.9 mill operating renewal levy in November 2016 for five years and renewed the 14.8 mill operating levy in calendar year 2017 for a continuing period of time. The 9.75 mill operating levy was renewed for a continuing period of time in November of 2017. The 5.9 mill operating levy was renewed for a continuing period of time in November 2019. The District also has a permanent improvement levy of 3.5 mills. This levy is also a continuing levy.

**URBANA CITY SCHOOL DISTRICT
CHAMPAIGN COUNTY, OHIO**

MANAGEMENT'S DISCUSSION AND ANALYSIS
FOR THE FISCAL YEAR ENDED JUNE 30, 2022
(Unaudited)
(Continued)

Due to the COVID-19 pandemic, the state funding for the District was abruptly reduced by approximately 3.7% in May 2020. The reduced funding was carried over into fiscal year 2021. Expenses for instruction, disinfection, and staff and student safety are expected to increase as we enter the new school year. Federal stimulus funding was made available through the CARES Act and through ESSER funds. These funds were used to assist with the added expenses due to COVID restrictions and guidelines. Additionally, ESSER funds were used to purchase technology devices and textbooks for students. The usage of these funds will continue to be analyzed and used for the best possible benefit of the district and its students. During fiscal year 2021, the District offered a virtual option for learning and provided a platform and instructors for those families who chose the virtual option. The District continues to use ESSER funds to provide technology options and a safe learning environment. In fiscal year 2022, the District used ESSER funds to complete new textbook adoptions.

The District is committed to living within its financial means and working with the community it serves in order to maintain adequate resources to support its educational programs. It is very important that the Board and Administration continue to carefully and prudently plan in order to provide the resources necessary to meet the needs of the students in the future.

Contacting the District's Financial Management

This financial report is designed to provide our citizens, taxpayers, and investors and creditors with a general overview of the District's finances and to show the District's accountability for the money it receives. If you have questions about this report or need additional financial information contact Ms. Mandy Hildebrand, Treasurer, Urbana City School District, 711 Wood St., Urbana, Ohio 43078.

This page intentionally left blank.

**URBANA CITY SCHOOL DISTRICT
CHAMPAIGN COUNTY, OHIO**

STATEMENT OF NET POSITION - CASH BASIS
JUNE 30, 2022

	Governmental Activities
Assets:	
Equity in pooled cash and investments	\$ 17,589,450
Net cash position:	
Restricted for:	
Capital projects	4,738,381
Classroom facilities maintenance	756,190
Debt service	2,371,738
State funded programs	147,516
Federally funded programs	26,574
Food service operations	748,140
Student activities	176,293
Other purposes	209,753
Unrestricted	8,414,865
Total net cash position	\$ 17,589,450

SEE ACCOMPANYING NOTES TO THE BASIC FINANCIAL STATEMENTS

**URBANA CITY SCHOOL DISTRICT
CHAMPAIGN COUNTY, OHIO**

STATEMENT OF ACTIVITIES - CASH BASIS
FOR THE FISCAL YEAR ENDED JUNE 30, 2022

	Cash Disbursements	Program Receipts		Net (Disbursements) Receipts and Change in Net Position
		Charges for Services and Sales	Operating Grants and Contributions	Governmental Activities
Governmental activities:				
Instruction:				
Regular	\$ 10,465,961	\$ 578,871	\$ 419,733	\$ (9,467,357)
Special	6,098,379	303,117	2,482,832	(3,312,430)
Vocational	337,904	-	88,527	(249,377)
Other	43,266	-	-	(43,266)
Support services:				
Pupil	2,114,779	-	332,191	(1,782,588)
Instructional staff	823,907	-	319,274	(504,633)
Board of education	28,372	-	-	(28,372)
Administration	1,668,999	-	18,104	(1,650,895)
Fiscal	611,131	-	-	(611,131)
Business	155,697	71,067	20,604	(64,026)
Operations and maintenance	1,725,678	8,951	47,016	(1,669,711)
Pupil transportation	1,012,181	-	152,354	(859,827)
Central	267,289	-	121,688	(145,601)
Operation of non-instructional services:				
Food service operations	1,139,623	96,076	1,531,769	488,222
Other non-instructional services	2,450	-	2,380	(70)
Extracurricular activities	763,414	345,269	32,288	(385,857)
Facilities acquisition and construction	361,636	-	-	(361,636)
Debt service:				
Principal retirement	785,000	-	-	(785,000)
Interest and fiscal charges	976,169	-	-	(976,169)
Total governmental activities	\$ 29,381,835	\$ 1,403,351	\$ 5,568,760	(22,409,724)
General receipts:				
Property taxes levied for:				
				9,431,880
				2,023,477
				131,749
				333,032
				13,832
				10,994,513
				(19,687)
				26,300
				22,935,096
				525,372
				17,064,078
				\$ 17,589,450

SEE ACCOMPANYING NOTES TO THE BASIC FINANCIAL STATEMENTS

**URBANA CITY SCHOOL DISTRICT
CHAMPAIGN COUNTY, OHIO**

STATEMENT OF ASSETS AND FUND BALANCES - CASH BASIS
GOVERNMENTAL FUNDS
JUNE 30, 2022

	<u>General</u>	<u>Bond Retirement</u>	<u>Classroom Facilities</u>	<u>Nonmajor Governmental Funds</u>	<u>Total Governmental Funds</u>
Assets:					
Equity in pooled cash and investments	\$ 7,817,763	\$ 2,371,738	\$ 2,398,024	\$ 4,359,653	\$ 16,947,178
Restricted assets:					
Equity in pooled cash and investments	748	-	-	-	748
Total assets	<u>\$ 7,818,511</u>	<u>\$ 2,371,738</u>	<u>\$ 2,398,024</u>	<u>\$ 4,359,653</u>	<u>\$ 16,947,926</u>
Fund balances:					
Nonspendable:					
Unclaimed monies	44,422	-	-	-	44,422
Restricted:					
Debt service	-	2,371,738	-	-	2,371,738
Capital improvements	-	-	2,398,024	2,340,357	4,738,381
Classroom facilities maintenance	-	-	-	756,190	756,190
Food service operations	-	-	-	748,140	748,140
Non-public schools	-	-	-	120	120
State funded programs	-	-	-	147,396	147,396
Federally funded programs	-	-	-	26,574	26,574
Extracurricular	-	-	-	176,293	176,293
School bus purchase	748	-	-	-	748
Other purposes	-	-	-	164,583	164,583
Committed:					
Termination benefits	458,845	-	-	-	458,845
Assigned:					
Student instruction	107,292	-	-	-	107,292
Student and staff support	261,248	-	-	-	261,248
School supplies	12,734	-	-	-	12,734
Other purposes	1,464	-	-	-	1,464
Unassigned	<u>6,931,758</u>	<u>-</u>	<u>-</u>	<u>-</u>	<u>6,931,758</u>
Total fund balances	<u>\$ 7,818,511</u>	<u>\$ 2,371,738</u>	<u>\$ 2,398,024</u>	<u>\$ 4,359,653</u>	<u>\$ 16,947,926</u>

SEE ACCOMPANYING NOTES TO THE BASIC FINANCIAL STATEMENTS

**URBANA CITY SCHOOL DISTRICT
CHAMPAIGN COUNTY, OHIO**

RECONCILIATION OF TOTAL GOVERNMENTAL FUND BALANCES TO
NET POSITION OF GOVERNMENTAL ACTIVITIES - CASH BASIS
JUNE 30, 2022

Total governmental fund balances \$ 16,947,926

Amounts reported for governmental activities on the statement of net position are different because:

An internal service fund is used by management to charge the costs of insurance to individual funds. The assets and net position of the internal service fund are included on the statement of net position. 641,524

Net cash position of governmental activities \$ 17,589,450

SEE ACCOMPANYING NOTES TO THE BASIC FINANCIAL STATEMENTS

**URBANA CITY SCHOOL DISTRICT
CHAMPAIGN COUNTY, OHIO**

STATEMENT OF RECEIPTS, DISBURSEMENTS AND CHANGES IN FUND BALANCES - CASH BASIS
GOVERNMENTAL FUNDS
FOR THE FISCAL YEAR ENDED JUNE 30, 2022

	<u>General</u>	<u>Bond Retirement</u>	<u>Classroom Facilities</u>	<u>Nonmajor Governmental Funds</u>	<u>Total Governmental Funds</u>
Receipts:					
Property taxes	\$ 9,431,880	\$ 2,023,477	\$ -	\$ 464,781	\$ 11,920,138
Intergovernmental	12,660,913	71,523	-	3,771,547	16,503,983
Investment earnings	(27,424)	4,693	2,578	1,061	(19,092)
Tuition and fees	880,561	-	-	-	880,561
Extracurricular	87,894	-	-	329,869	417,763
Rental income	8,951	-	-	-	8,951
Charges for services	-	-	-	96,076	96,076
Contributions and donations	22,658	-	-	36,037	58,695
Payment in lieu of taxes	13,832	-	-	-	13,832
Miscellaneous	26,300	-	-	-	26,300
Total receipts	<u>23,105,565</u>	<u>2,099,693</u>	<u>2,578</u>	<u>4,699,371</u>	<u>29,907,207</u>
Disbursements:					
Current:					
Instruction:					
Regular	10,080,212	-	-	385,749	10,465,961
Special	4,889,340	-	-	1,209,039	6,098,379
Vocational	331,813	-	-	6,091	337,904
Other	43,266	-	-	-	43,266
Support services:					
Pupil	1,851,943	-	-	262,836	2,114,779
Instructional staff	527,573	-	-	296,334	823,907
Board of education	28,372	-	-	-	28,372
Administration	1,652,670	-	-	16,329	1,668,999
Fiscal	552,951	45,504	-	12,676	611,131
Business	155,380	-	-	317	155,697
Operations and maintenance	1,682,867	-	-	42,811	1,725,678
Pupil transportation	926,200	-	-	85,981	1,012,181
Central	158,268	-	-	109,021	267,289
Operation of non-instructional services:					
Food service operations	-	-	-	1,139,623	1,139,623
Other non-instructional services	-	-	-	2,450	2,450
Extracurricular activities	386,832	-	-	376,582	763,414
Facilities acquisition and construction	-	-	185,198	176,438	361,636
Debt service:					
Principal retirement	-	785,000	-	-	785,000
Interest and fiscal charges	-	976,169	-	-	976,169
Total disbursements	<u>23,267,687</u>	<u>1,806,673</u>	<u>185,198</u>	<u>4,122,277</u>	<u>29,381,835</u>
Excess (deficiency) of receipts over (under) disbursements	<u>(162,122)</u>	<u>293,020</u>	<u>(182,620)</u>	<u>577,094</u>	<u>525,372</u>
Other financing sources (uses):					
Advances in	39,605	-	-	25,592	65,197
Advances (out)	(25,592)	-	-	(39,605)	(65,197)
Total other financing sources (uses)	<u>14,013</u>	<u>-</u>	<u>-</u>	<u>(14,013)</u>	<u>-</u>
Net change in fund balances	(148,109)	293,020	(182,620)	563,081	525,372
Fund balances at beginning of year	7,966,620	2,078,718	2,580,644	3,796,572	16,422,554
Fund balances at end of year	<u>\$ 7,818,511</u>	<u>\$ 2,371,738</u>	<u>\$ 2,398,024</u>	<u>\$ 4,359,653</u>	<u>\$ 16,947,926</u>

SEE ACCOMPANYING NOTES TO THE BASIC FINANCIAL STATEMENTS

**URBANA CITY SCHOOL DISTRICT
CHAMPAIGN COUNTY, OHIO**

STATEMENT OF RECEIPTS, DISBURSEMENTS AND CHANGES IN
FUND BALANCE - BUDGET AND ACTUAL (BUDGETARY BASIS)
GENERAL FUND
FOR THE FISCAL YEAR ENDED JUNE 30, 2022

	<u>Budgeted Amounts</u>			Variance with Final Budget Positive (Negative)
	<u>Original</u>	<u>Final</u>	<u>Actual</u>	
Receipts:				
Property taxes	\$ 9,435,000	\$ 9,435,000	\$ 9,431,880	\$ (3,120)
Intergovernmental	12,365,752	12,365,752	12,660,913	295,161
Investment earnings	6,000	6,000	(27,424)	(33,424)
Tuition and fees	860,000	860,000	842,687	(17,313)
Extracurricular	-	-	15,400	15,400
Rental income	5,000	5,000	8,951	3,951
Payment in lieu of taxes	13,248	13,248	13,832	584
Miscellaneous	15,000	15,000	23,637	8,637
Total receipts	<u>22,700,000</u>	<u>22,700,000</u>	<u>22,969,876</u>	<u>269,876</u>
Disbursements:				
Current:				
Instruction:				
Regular	11,937,134	11,937,134	10,058,342	1,878,792
Special	5,783,354	5,783,354	4,932,070	851,284
Vocational	518,583	518,583	382,743	135,840
Other	399,607	399,607	52,888	346,719
Support services:				
Pupil	2,067,981	2,067,981	1,865,652	202,329
Instructional staff	632,777	632,777	531,571	101,206
Board of education	45,660	45,660	29,119	16,541
Administration	2,019,488	2,019,488	1,686,952	332,536
Fiscal	610,113	610,113	556,999	53,114
Business	94,940	94,940	57,706	37,234
Operations and maintenance	1,911,889	1,911,889	1,722,817	189,072
Pupil transportation	1,119,317	1,119,317	981,075	138,242
Central	192,995	192,995	161,090	31,905
Operation of non-instructional services:				
Other non-instructional services	50,000	50,000	-	50,000
Extracurricular activities	500,000	500,000	388,025	111,975
Facilities acquisition and construction	50,000	50,000	-	50,000
Total disbursements	<u>27,933,838</u>	<u>27,933,838</u>	<u>23,407,049</u>	<u>4,526,789</u>
Deficiency of receipts over disbursements	<u>(5,233,838)</u>	<u>(5,233,838)</u>	<u>(437,173)</u>	<u>4,796,665</u>
Other financing sources (uses):				
Refund of prior year's disbursements	50,000	50,000	58,282	8,282
Advances in	50,000	50,000	39,605	(10,395)
Advances (out)	(375,000)	(375,000)	(25,592)	349,408
Total other financing sources (uses)	<u>(275,000)</u>	<u>(275,000)</u>	<u>72,295</u>	<u>347,295</u>
Net change in fund balance	(5,508,838)	(5,508,838)	(364,878)	5,143,960
Unencumbered fund balance at beginning of year	7,071,940	7,071,940	7,071,940	-
Prior year encumbrances appropriated	225,444	225,444	225,444	-
Unencumbered fund balance at end of year	<u>\$ 1,788,546</u>	<u>\$ 1,788,546</u>	<u>\$ 6,932,506</u>	<u>\$ 5,143,960</u>

SEE ACCOMPANYING NOTES TO THE BASIC FINANCIAL STATEMENTS

**URBANA CITY SCHOOL DISTRICT
CHAMPAIGN COUNTY, OHIO**

STATEMENT OF NET POSITION - CASH BASIS
PROPRIETARY FUND
JUNE 30, 2022

	Governmental Activities - Internal Service Fund
Assets:	
Equity in pooled cash and investments	<u>\$ 641,524</u>
Net cash position:	
Unrestricted	<u>\$ 641,524</u>

SEE ACCOMPANYING NOTES TO THE BASIC FINANCIAL STATEMENTS

**URBANA CITY SCHOOL DISTRICT
CHAMPAIGN COUNTY, OHIO**

STATEMENT OF RECEIPTS, DISBURSEMENTS AND
CHANGE IN NET POSITION - CASH BASIS
PROPRIETARY FUND
FOR THE FISCAL YEAR ENDED JUNE 30, 2022

	Governmental Activities - Internal Service Fund
Net cash position at beginning of year	<u>\$ 641,524</u>
Net cash position at end of year	<u><u>\$ 641,524</u></u>

SEE ACCOMPANYING NOTES TO THE BASIC FINANCIAL STATEMENTS

**URBANA CITY SCHOOL DISTRICT
CHAMPAIGN COUNTY, OHIO**

STATEMENT OF FIDUCIARY NET POSITION - CASH BASIS
FIDUCIARY FUND
JUNE 30, 2022

	<u>Private-Purpose Trust</u>
	<u>Scholarship</u>
Assets:	
Equity in pooled cash and investments	<u>\$ 53,737</u>
Net position:	
Held in trust for scholarships	<u>\$ 53,737</u>

SEE ACCOMPANYING NOTES TO THE BASIC FINANCIAL STATEMENTS

**URBANA CITY SCHOOL DISTRICT
CHAMPAIGN COUNTY, OHIO**

STATEMENT OF CHANGE IN FIDUCIARY NET POSITION - CASH BASIS
FIDUCIARY FUND
FOR THE FISCAL YEAR ENDED JUNE 30, 2022

	Private-Purpose Trust
	Scholarship
Additions:	
Earnings on investments	\$ 53
Change in net position	53
Net position at beginning of year	53,684
Net position at end of year	\$ 53,737

SEE ACCOMPANYING NOTES TO THE BASIC FINANCIAL STATEMENTS

**URBANA CITY SCHOOL DISTRICT
CHAMPAIGN COUNTY, OHIO**

NOTES TO THE BASIC FINANCIAL STATEMENTS
FOR THE FISCAL YEAR ENDED JUNE 30, 2022

NOTE 1 - DESCRIPTION OF THE SCHOOL DISTRICT

Urbana City School District (the "District") is a political body incorporated and established for the purpose of exercising the rights and privileges conveyed to it by the constitution and laws of the State of Ohio.

The District is a city district as defined by Ohio Rev. Code Section 3311.02. The District operates under an elected Board of Education of five members and is responsible for the provision of public education to residents of the District.

The District currently operates one elementary/junior high school (pre-K through 8) and 1 high school (grades 9 - 12). The District is staffed by 85 non-certified employees, 14 administrators, and 126 certified personnel to provide services to approximately 1,749 students and other community members.

NOTE 2 - SUMMARY OF SIGNIFICANT ACCOUNTING POLICIES

As discussed in Note 2.D, these financial statements are presented on the cash basis of accounting. The cash basis of accounting differs from accounting principles generally accepted in the United States of America (GAAP). GAAP includes all relevant Governmental Accounting Standards Board (GASB) pronouncements, which have been applied to the extent they are applicable to the cash basis of accounting. Following are the more significant of the District's accounting policies.

A. Reporting Entity

The reporting entity has been defined in accordance with GASB Statement No. 14, "*The Financial Reporting Entity*" as amended by GASB Statement No. 39, "*Determining Whether Certain Organizations Are Component Units*", GASB Statement No. 61, "*The Financial Reporting Entity: Omnibus*", and GASB Statement No. 90 "*Majority Equity Interests an amendment of GASB Statements No. 14 and No. 61*". The reporting entity is composed of the primary government and component units. The primary government consists of all funds, departments, boards and agencies that are not legally separate from the District. For the District, this includes general operations, food service, and student related activities of the District.

Component units are legally separate organizations for which the District is financially accountable. The District is financially accountable for an organization if the District appoints a voting majority of the organization's governing board and (1) the District is able to significantly influence the programs or services performed or provided by the organization; or (2) the District is legally entitled to or can otherwise access the organization's resources; or (3) the District is legally obligated or has otherwise assumed the responsibility to finance the deficits of, or provide financial support to, the organization; or (4) the District is obligated for the debt of the organization. Component units may also include organizations that are fiscally dependent on the District in that the District approves the budget, the issuance of debt or the levying of taxes when the District's relationship with the organization further results in a financial benefit or burden of the District. Certain organizations are also included as component units if the nature and significance of the relationship between the primary government and the organization is such that exclusion by the primary government would render the primary government's financial statements incomplete or misleading. The District does not have any component units.

**URBANA CITY SCHOOL DISTRICT
CHAMPAIGN COUNTY, OHIO**

NOTES TO THE BASIC FINANCIAL STATEMENTS
FOR THE FISCAL YEAR ENDED JUNE 30, 2022
(Continued)

NOTE 2 - SUMMARY OF SIGNIFICANT ACCOUNTING POLICIES - (Continued)

The following organizations are described due to their relationship to the District:

JOINTLY GOVERNED ORGANIZATIONS

Western Ohio Computer Organization

The District is a participant in the Western Ohio Computer Organization (WOCO). WOCO is a council of governments within the boundaries of Auglaize, Champaign, Hardin, Logan, Miami, and Shelby Counties. The organization was formed for the purpose of applying modern technology with the aid of computers and other electronic equipment to administrative and instructional functions among member Districts. The governing board of WOCO consists of two representatives from each county elected by majority vote of all charter member Districts within each county plus a representative from the fiscal agent District. During fiscal year 2022, the District paid \$122,241 to WOCO for various services. Financial information is available from Andrew Sandford, Fiscal Manager, 129 East Court Street, Sidney, Ohio 45365.

META Solutions

The District is a participant in Meta Solutions which is a computer consortium that was the result of a merger between Tri-Rivers Educational Computer Association (TRECA) and the Metropolitan Educational Council (MEC). Meta Solutions develops, implements and supports the technology and instructional needs of schools in a cost-effective manner. Meta Solutions provides instructional, core, technology and purchasing services for its member districts. The Board of Directors consists of the Superintendents from eight of the member districts. During fiscal year 2022, the District paid Meta Solutions \$1,000 for services. Financial information can be obtained from Ashley Widby, who serves as Chief Financial Officer, 100 Executive Drive, Marion, Ohio 43302.

Ohio Hi-Point Joint Vocational School District

The Ohio Hi-Point Joint Vocational School District (JVS) is a distinct political subdivision of the State of Ohio. The JVS is operated under the direction of a Board consisting of one representative from each of the participating school districts' elected boards. The Board possesses its own budgeting and taxing authority. Financial information is available from Caleb Lang, Treasurer, of the Ohio Hi-Point Joint Vocational School District, 2280 State Route 540, Suite A, Bellefontaine, Ohio 43311.

INSURANCE PURCHASING POOLS

Stark County Schools Council of Governments

The Stark County Schools Council of Governments (the "Council") is governed by an assembly, which consists of one representative from each participating member (usually the superintendent or designee). The assembly elects officers for one-year terms to serve as the Board of Directors. The Board of Directors is the advisory body of the Council and is comprised of five individuals, including the Superintendent of the Stark County Educational Service Center who serves as the Chairman. The assembly exercises control over the operation of the Council. All Council revenues are generated from charges for services. The Council has a Health Benefits Program, which is a shared risk pool. The Council was formed to carry out a cooperative program for the provision and administration of health care benefits for member employees and to promote other cooperative programs which may be approved in accordance with the Council bylaws. Financial information is available from James Carman, Treasurer, 6057 Strip Ave. NW, North Canton, Ohio 44720.

Workers' Compensation Group Rating Plan

The District participates in the Better Business Bureau of Central Ohio group rating plan for workers' compensation as established under Section 4123.29 of the Ohio Revised Code. The Better Business Bureau of Central Ohio is governed by a Board of Directors, consisting of four officers and twenty-three directors from area businesses and organizations.

**URBANA CITY SCHOOL DISTRICT
CHAMPAIGN COUNTY, OHIO**

NOTES TO THE BASIC FINANCIAL STATEMENTS
FOR THE FISCAL YEAR ENDED JUNE 30, 2022
(Continued)

NOTE 2 - SUMMARY OF SIGNIFICANT ACCOUNTING POLICIES - (Continued)

A. Reporting Entity – (Continued)

The School District’s management believes these financial statements present all activities for which the School District is financially accountable.

B. Fund Accounting

The District uses funds to maintain its financial records during the year. A fund is defined as a fiscal and accounting entity with a self balancing set of accounts. There are three categories of funds: governmental, proprietary and fiduciary.

GOVERNMENTAL FUNDS

Governmental funds are those through which most governmental functions typically are financed. Governmental fund reporting focuses on the sources, uses and balances of current financial resources. Expendable assets are assigned to the various governmental funds according to the purposes for which they may or must be used. The following are the District’s major governmental funds:

General fund - The general fund is used to account for and report all financial resources not accounted for and reported in another fund. The general fund balance is available for any purpose provided it is expended or transferred according to the general laws of Ohio.

Bond Retirement fund – The bond retirement fund is used to account for the accumulation of resources for, and the payment of, long-term debt principal, interest, and related costs.

Classroom facilities fund - A capital projects fund that is used to account for and report monies received that are restricted for expenditures in connection with contracts entered into by the District and the Ohio Department of Education for the building and equipping of classroom facilities.

Other governmental funds of the District are used to account for specific revenue sources whose use is restricted, committed or assigned to a particular purpose.

PROPRIETARY FUND

Proprietary funds are used to account for the District’s ongoing activities which are similar to those often found in the private sector. The District has no enterprise funds. The following is a description of the District’s internal service fund:

Internal service fund - The internal service fund is used to account for the financing of goods or services provided by one department or agency to other departments or agencies of the district, or to other governments, on a cost-reimbursement basis. The only internal service fund of the District accounts for a self-insurance program which provided medical/surgical benefits to employees through October 31, 2019.

FIDUCIARY FUNDS

Fiduciary fund reporting focuses on net position and change in net position. The fiduciary fund category is split into four classifications: pension trust funds, investment trust funds, private purpose trust funds and custodial funds. Trust funds are distinguished from custodial funds by the existence of a trust agreement or equivalent arrangements that have certain characteristics. The District’s only trust fund is a private-purpose trust which accounts for scholarship programs for students. Custodial funds are used to report fiduciary activities that are not required to be reported in a trust fund. The District does not have any custodial funds.

**URBANA CITY SCHOOL DISTRICT
CHAMPAIGN COUNTY, OHIO**

NOTES TO THE BASIC FINANCIAL STATEMENTS
FOR THE FISCAL YEAR ENDED JUNE 30, 2022
(Continued)

NOTE 2 - SUMMARY OF SIGNIFICANT ACCOUNTING POLICIES - (Continued)

C. Basis of Presentation

Government-Wide Financial Statements - The statement of net position and the statement of activities display information about the District as a whole. These statements include the financial activities of the primary government, except for fiduciary funds. Internal service fund operating activity is eliminated to avoid overstatement of receipts and disbursements.

The government-wide statement of activities presents a comparison between direct disbursements and program receipts for each function or program of the governmental activities of the District. Direct disbursements are those that are specifically associated with a service, program or department and therefore clearly identifiable to a particular function. Program receipts include amounts paid by the recipient of goods or services offered by the program and grants and contributions that are restricted to meeting the operational or capital requirements of a particular program. Receipts not classified as program receipts are presented as general receipts of the District.

The cash balance and net position associated with the operation of the District are included on the statement of net position.

Fund Financial Statements - Fund financial statements report detailed information about the District. The focus of governmental fund financial statements is on major funds rather than reporting funds by type. Each major fund is presented in a separate column, and all nonmajor funds are aggregated into one column. The internal service fund is presented in a single column on the face of the proprietary fund statements. Fiduciary funds are reported by fund type.

D. Basis of Accounting

Although Ohio Administrative Code §117-2-03(B) requires the District's financial report to follow generally accepted accounting principles, the District chooses to prepare its financial statements and notes in accordance with the cash basis of accounting, which is a financial reporting framework other than generally accepted accounting principles in the United States of America. The District recognizes receipts when received in cash rather than when earned and recognizes disbursements when paid rather than when a liability is incurred.

Budgetary presentation reports budgetary cash disbursements when a commitment is made (i.e. when an encumbrance is approved). The difference between disbursements reported in the fund and entity wide statements and disbursements reported in the budgetary statement is due to current year encumbrances being added to disbursements reported on the budgetary statement.

These statements include adequate disclosure of material matters, in accordance with the basis of accounting described in the preceding paragraph.

E. Budgets

The budgetary process is prescribed by provisions of the Ohio Revised Code and entails the preparation of budgetary documents within an established timetable. The major documents prepared are the tax budget, the certificate of estimated resources and the appropriation resolution, all of which are prepared on the budgetary basis of accounting. The certificate of estimated resources and the appropriation resolution are subject to amendment throughout the year with the legal restriction that appropriations cannot exceed estimated resources, as certified. The specific timetable for fiscal year 2022 is as follows:

**URBANA CITY SCHOOL DISTRICT
CHAMPAIGN COUNTY, OHIO**

NOTES TO THE BASIC FINANCIAL STATEMENTS
FOR THE FISCAL YEAR ENDED JUNE 30, 2022
(Continued)

NOTE 2 - SUMMARY OF SIGNIFICANT ACCOUNTING POLICIES - (Continued)

1. Prior to January 15, the Superintendent and Treasurer submit to the Board of Education a proposed operating budget for the fiscal year commencing the following July 1. The budget includes proposed expenditures and the means of financing for all funds. Public hearings are publicized and conducted to obtain taxpayers' comments. The purpose of this budget document is to reflect the need for existing (or increased) tax rates.
2. By no later than January 20, the Board-adopted budget is filed with the Champaign County Budget Commission for tax rate determination.
3. Prior to April 1, the Board of Education accepts, by formal resolution, the tax rates as determined by the Budget Commission and receives the Commission's certificate of estimated resources which states the projected revenue of each fund. Prior to July 1, the District must revise its budget so that total contemplated expenditures from any fund during the ensuing year will not exceed the amount stated in the certificate of estimated resources. The revised budget then serves as a basis for the appropriation measure. On or about July 1, the certificate of estimated resources is amended to include any unencumbered balances from the preceding year as reported by the District Treasurer. The certificate of estimated resources may be further amended during the year if projected increases or decreases in revenue are identified by the District Treasurer. The budget figures, as shown in the accompanying budgetary statement, reflect the amounts set forth in the original and final certificate of estimated resources issued for fiscal year 2022.
4. By July 1, the annual appropriation resolution is legally enacted by the Board of Education at the fund and function level of expenditures for the general fund and the permanent improvement funds, and the fund level for all other funds, which are the legal levels of budgetary control. (State statute permits a temporary appropriation to be effective until no later than October 1 of each year.) Resolution appropriations by fund must be within the estimated resources as certified by the County Budget Commission and the total of expenditures and encumbrances may not exceed the appropriation totals.
5. All funds are legally required to be budgeted and appropriated. Short-term interfund loans are not required to be budgeted since they represent a temporary cash flow resource, and are intended to be repaid.
6. Any revisions that alter the total of any fund appropriation for all funds or alter total function appropriations within the general fund or permanent improvement fund must be approved by the Board of Education.
7. Formal budgetary integration is employed as a management control device during the year for all funds consistent with the general obligation bond indenture and other statutory provisions. All departments/functions and funds completed the year within the amount of their legally authorized cash basis appropriation.
8. Appropriations amounts are as originally adopted, or as amended by the Board of Education through the year by supplemental appropriations, which either reallocated or increased the original appropriated amounts. All supplemental appropriations were legally enacted by the Board.
9. Unencumbered appropriations lapse at year-end. Encumbered appropriations are carried forward to the succeeding fiscal year and need not be reappropriated. Expenditures plus encumbrances may not legally exceed budgeted appropriations at the fund and/or function level.

F. Cash and Investments

To improve cash management, cash received by the District is pooled. Monies for all funds, including proprietary funds, are maintained in this pool. Individual fund integrity is maintained through the District's records. Each fund's interest in the pool is presented as "equity in pooled cash and investments" on the basic financial statements.

**URBANA CITY SCHOOL DISTRICT
CHAMPAIGN COUNTY, OHIO**

NOTES TO THE BASIC FINANCIAL STATEMENTS
FOR THE FISCAL YEAR ENDED JUNE 30, 2022
(Continued)

NOTE 2 - SUMMARY OF SIGNIFICANT ACCOUNTING POLICIES - (Continued)

During fiscal year 2022, investments were limited to the State Treasury Asset Reserve of Ohio (STAR Ohio), negotiable certificates of deposit, U.S. government money market funds, and commercial paper. With the exception of STAR Ohio, investments are reported at cost.

During fiscal year 2022, the District invested in STAR Ohio. STAR Ohio (the State Treasury Asset Reserve of Ohio), is an investment pool managed by the State Treasurer's Office which allows governments within the State to pool their funds for investment purposes. STAR Ohio is not registered with the SEC as an investment company, but has adopted Governmental Accounting Standards Board (GASB), Statement No. 79, "Certain External Investment Pools and Pool Participants." The District measures its investment in STAR Ohio at the net asset value (NAV) per share provided by STAR Ohio. The NAV per share is calculated on an amortized cost basis that provides an NAV per share that approximates fair value.

For fiscal year 2022, there were no limitations or restrictions on any participant withdrawals due to redemption notice periods, liquidity fees, or redemption gates. However, 24 hours advance notice is appreciated for deposits and withdrawals of \$100 million or more. STAR Ohio reserves the right to limit the transaction to \$250 million per day, requiring the excess amount to be transacted the following business day(s), but only to the \$250 million limit. All accounts of the participant will be combined for these purposes.

Under existing Ohio statutes all investment earnings are assigned to the general fund unless statutorily required to be credited to a specific fund. Interest revenue credited to the general fund during fiscal year 2022 amounted to (\$27,424), which does not include amounts assigned from other funds.

For presentation on the basic financial statements, investments of the cash management pool and investments with original maturities of three months or less at the time they are purchased by the District are considered to be cash equivalents. Investments with an initial maturity of more than three months are reported as investments.

An analysis of the District's investment accounts at year end is provided in Note 4.

G. Inventory and Prepaid Items

The District reports disbursements for inventory and prepaid items when paid. These items are not reflected as assets in the accompanying financial statements.

H. Capital Assets

Acquisitions of property, plant, and equipment are recorded as disbursements when paid. These items are not reflected as assets on the accompanying financial statements.

I. Interfund Balances

On fund financial statements, the District reports advances in and advances out for interfund loans. These items are not reflected as assets and liabilities in the accompanying fund financial statements under the cash basis of accounting. Advances are eliminated in the governmental activities column on the statement of net position.

J. Compensated Absences

Compensated absences of the District consist of vacation leave and sick leave. Employees are entitled to cash payments for unused vacation and sick leave in certain circumstances, such as upon leaving employment. Unpaid vacation and sick leave are not reflected as liabilities under the cash basis of accounting.

**URBANA CITY SCHOOL DISTRICT
CHAMPAIGN COUNTY, OHIO**

NOTES TO THE BASIC FINANCIAL STATEMENTS
FOR THE FISCAL YEAR ENDED JUNE 30, 2022
(Continued)

NOTE 2 - SUMMARY OF SIGNIFICANT ACCOUNTING POLICIES - (Continued)

K. Employer Contributions to Cost-Sharing Pension Plans

The District recognizes the disbursements for employer contributions to cost-sharing pension plans when they are paid. As described in Notes 9 and 10, the employer contributions include portions for pension benefits and for post-employment health care benefits.

L. Leases

The District is the lessor/lessee in leases related to land and equipment under noncancelable leases. Lease receivables/payables are not reflected under the District's cash basis of accounting. Lease receipts/disbursements are recognized when they are received/paid.

M. Long-Term Obligations

The District's cash basis financial statements do not report liabilities for bonds and other long-term obligations. Proceeds of debt are reported when cash is received and principal and interest payments are reported when paid. Since recording a capital asset (including the intangible right to use) when entering into a lease or financed purchase transaction is not the result of a cash transaction, neither an other financing source nor a capital outlay expenditure is reported at inception. Lease payments and financed purchase payments are reported when paid.

N. Fund Balance

Fund balance is divided into five classifications based primarily on the extent to which the District is bound to observe constraints imposed upon the use of the resources in the governmental funds. The classifications are as follows:

Nonspendable - The nonspendable fund balance classification includes amounts that cannot be spent because they are not in spendable form or legally required to be maintained intact. The "not in spendable form" criterion includes items that are not expected to be converted to cash.

Restricted - Fund balance is reported as restricted when constraints are placed on the use of resources that are either externally imposed by creditors (such as through debt covenants), grantors, contributors, or laws or regulations of other governments, or imposed by law through constitutional provisions or enabling legislation.

Committed - The committed fund balance classification includes amounts that can be used only for the specific purposes imposed by a formal action (resolution) of the District Board of Education (the highest level of decision making authority). Those committed amounts cannot be used for any other purpose unless the District Board of Education removes or changes the specified use by taking the same type of action (resolution) it employed to previously commit those amounts. Committed fund balance also incorporates contractual obligations to the extent that existing resources in the fund have been specifically committed for use in satisfying those contractual requirements.

Assigned - Amounts in the assigned fund balance classification are intended to be used by the District for specific purposes but do not meet the criteria to be classified as restricted nor committed. In governmental funds other than the general fund, assigned fund balance represents the remaining amount that is not restricted or committed. In the general fund, assigned amounts represent intended uses established by policies of the District Board of Education, which includes giving the Treasurer the authority to constrain monies for intended purposes.

**URBANA CITY SCHOOL DISTRICT
CHAMPAIGN COUNTY, OHIO**

NOTES TO THE BASIC FINANCIAL STATEMENTS
FOR THE FISCAL YEAR ENDED JUNE 30, 2022
(Continued)

NOTE 2 - SUMMARY OF SIGNIFICANT ACCOUNTING POLICIES - (Continued)

Unassigned - Unassigned fund balance is the residual classification for the general fund and includes all spendable amounts not contained in the other classifications. In other governmental funds, the unassigned classification is only used to report a deficit fund balance resulting from overspending for specific purposes for which amounts had been restricted, committed, or assigned.

The District applies restricted resources first when disbursements are incurred for purposes for which restricted and unrestricted (committed, assigned, and unassigned) fund balance is available. Similarly, within unrestricted fund balance, committed amounts are reduced first followed by assigned, and then unassigned amounts when disbursements are incurred for purposes for which amounts in any of the unrestricted fund balance classifications could be used.

O. Net Cash Position

Net cash position is reported as restricted when there are limitations imposed on its use either through the enabling legislation or through external restrictions imposed by creditors, grantors or laws or regulations of other governments. Net cash position restricted for other purposes includes monies restricted by State statute for school bus purchases, unclaimed monies, and student scholarships.

The District applies restricted resources first when an expense is incurred for purposes for which both restricted and unrestricted net position is available.

P. Restricted Assets

Restricted assets in the general fund represent cash and cash equivalents received from the State and are restricted for school bus purchases. A schedule of statutory set-asides is presented in Note 13.

Q. Interfund Activity

Exchange transactions between funds are reported as receipts in the seller funds and as disbursements in the purchaser funds. Flows of cash or goods from one fund to another without a requirement for repayment are reported as interfund transfers. Interfund transfers are reported as other financing sources/uses in governmental funds and after nonoperating receipts/disbursements in the proprietary fund. Repayments from funds responsible for particular expenditures to the funds that initially paid for them are not presented on the basic financial statements.

R. Budget Stabilization Arrangement

The District has established a budget stabilization reserve in accordance with authority established by State law. Additions to the budget stabilization reserve can only be made by formal resolution of the Board of Education. Expenditures out of the budget stabilization reserve can only be made to offset future budget deficits. At June 30, 2022, the balance in the budget stabilization reserve was \$366,608. This amount is included in unassigned fund balance of the general fund and in unrestricted net cash position on the statement of net position.

S. Pensions/Other Postemployment Benefits (OPEB)

For purposes of measuring the net pension/OPEB liability and net OPEB asset, information about the fiduciary net position of the pension/OPEB plans and additions to/deductions from their fiduciary net position have been determined on the same basis as they are reported by the pension/OPEB plan. For this purpose, benefit payments (including refunds of employee contributions) are recognized when due and payable in accordance with the benefit terms. The pension/OPEB plans report investments at fair value.

**URBANA CITY SCHOOL DISTRICT
CHAMPAIGN COUNTY, OHIO**

NOTES TO THE BASIC FINANCIAL STATEMENTS
FOR THE FISCAL YEAR ENDED JUNE 30, 2022
(Continued)

NOTE 2 - SUMMARY OF SIGNIFICANT ACCOUNTING POLICIES - (Continued)

T. Extraordinary and Special Items

Extraordinary items are transactions or events that are both unusual in nature and infrequent in occurrence. Special items are transactions or events that are within the control of the Board of Education and that are either unusual in nature or infrequent in occurrence. Neither type of transaction occurred during fiscal year 2022.

NOTE 3 - ACCOUNTABILITY AND COMPLIANCE

A. Change in Accounting Principles

For fiscal year 2022, the District has implemented GASB Statement No. 87, "Leases", GASB Implementation Guide 2019-3, "Leases", GASB Statement No. 89, "Accounting for Interest Cost Incurred before the End of a Construction Period", GASB Implementation Guide 2020-1, "Implementation Guide Update - 2020", GASB Statement No. 92, "Omnibus 2020", GASB Statement No. 93, "Replacement of Interbank Offered Rates", GASB Statement No. 97, "Certain Component Unit Criteria, and Accounting and Financial Reporting for Internal Revenue Code Section 457 Deferred Compensation Plans—an amendment of GASB Statements No. 14 and No. 84, and a supersession of GASB Statement No. 32" and certain paragraphs of GASB Statement No. 99, "Omnibus 2022".

GASB Statement No. 87 and GASB Implementation Guide 2019-3 enhance the relevance and consistency of information of the government's leasing activities. It establishes requirements for lease accounting based on the principle that leases are financings of the right to use an underlying asset. A lessee is required to recognize a lease liability and an intangible right to use lease asset, and a lessor is required to recognize a lease receivable and a deferred inflow of resources. The implementation of GASB Statement No. 87 had no effect on beginning fund balance/net position. Refer to the Summary of Significant Accounting Policies for disclosures on the District's lease activity.

GASB Statement No. 89 establishes accounting requirements for interest cost incurred before the end of a construction period. GASB Statement No. 89 requires that interest cost incurred before the end of a construction period be recognized as an expense in the period in which the cost is incurred for financial statements prepared using the economic resources measurement focus. GASB Statement No. 89 also reiterates that financial statements prepared using the current financial resources measurement focus, interest cost incurred before the end of a construction period should be recognized as an expenditure on a basis consistent with governmental fund accounting principles. The implementation of GASB Statement No. 89 did not have an effect on the financial statements of the District.

GASB Implementation Guide 2020-1 provides clarification on issues related to previously established GASB guidance. The implementation of GASB Implementation Guide 2020-1 did not have an effect on the financial statements of the District.

GASB Statement No. 92 enhances comparability in accounting and financial reporting and to improve the consistency of authoritative literature by addressing practice issues that have been identified during implementation and application of certain GASB Statements. The implementation of GASB Statement No. 92 did not have an effect on the financial statements of the District.

GASB Statement No. 93 establishes accounting and financial reporting requirements related to the replacement of Interbank Offered Rates (IBORs) in hedging derivative instruments and leases. It also identifies appropriate benchmark interest rates for hedging derivative instruments. The implementation of GASB Statement No. 93 did not have an effect on the financial statements of the District.

**URBANA CITY SCHOOL DISTRICT
CHAMPAIGN COUNTY, OHIO**

NOTES TO THE BASIC FINANCIAL STATEMENTS
FOR THE FISCAL YEAR ENDED JUNE 30, 2022
(Continued)

NOTE 3 - ACCOUNTABILITY AND COMPLIANCE - (Continued)

GASB Statement No. 97 is to (1) increase consistency and comparability related to the reporting of fiduciary component units in circumstances in which a potential component unit does not have a governing board and the primary government performs the duties that a governing board typically would perform; (2) mitigate costs associated with the reporting of certain defined contribution pension plans, defined contribution other postemployment benefit (OPEB) plans, and employee benefit plans other than pension plans or OPEB plans (other employee benefit plans) as fiduciary component units in fiduciary fund financial statements; and (3) enhance the relevance, consistency, and comparability of the accounting and financial reporting for Internal Revenue Code (IRC) Section 457 deferred compensation plans (Section 457 plans) that meet the definition of a pension plan and for benefits provided through those plans. The implementation of GASB Statement No. 97 did not have an effect on the financial statements of the District.

GASB Statement No. 99 is to enhance comparability in accounting and financial reporting and to improve the consistency of authoritative literature by addressing (1) practice issues that have been identified during implementation and application of certain GASB Statements and (2) accounting and financial reporting for financial guarantees. The implementation of GASB Statement No. 99 did not have an effect on the financial statements of the District.

B. Compliance

Ohio Administrative Code Section 117-2-03(B) requires the District to prepare its annual financial report in accordance with generally accepted accounting principles. However, the District prepared its basic financial statements on a cash basis, which is a comprehensive basis of accounting other than accounting principles generally accepted in the United States of America. The accompanying basic financial statements omit assets, deferred outflows of resources, liabilities, deferred inflows of resources, net position/fund balances, and disclosures that, while material, cannot be determined at this time. The District can be fined and various other administrative remedies may be taken against the District.

NOTE 4 - DEPOSITS AND INVESTMENTS

State statutes classify monies held by the District into three categories.

Active deposits are public deposits necessary to meet current demands on the treasury. Such monies must be maintained either as cash in the District treasury, in commercial accounts payable or withdrawable on demand, including negotiable order of withdrawal (NOW) accounts, or in money market deposit accounts.

Inactive deposits are public deposits that the Board of Education has identified as not required for use within the current five year period of designation of depositories. Inactive deposits must either be evidenced by certificates of deposit maturing not later than the end of the current period of designation of depositories, or by savings or deposit accounts including, but not limited to, passbook accounts.

Interim deposits are deposits of interim monies. Interim monies are those monies which are not needed for immediate use, but which will be needed before the end of the current period of designation of depositories.

Interim deposits must be evidenced by time certificates of deposit maturing not more than one year from the date of deposit or by savings or deposit accounts including passbook accounts.

Interim monies may be deposited or invested in the following securities:

1. United States Treasury Notes, Bills, Bonds, or any other obligation or security issued by the United States Treasury or any other obligation guaranteed as to principal and interest by the United States;

**URBANA CITY SCHOOL DISTRICT
CHAMPAIGN COUNTY, OHIO**

NOTES TO THE BASIC FINANCIAL STATEMENTS
FOR THE FISCAL YEAR ENDED JUNE 30, 2022
(Continued)

NOTE 4 - DEPOSITS AND INVESTMENTS - (Continued)

2. Bonds, notes, debentures, or any other obligations or securities issued by any federal government agency or instrumentality, including, but not limited to, the Federal National Mortgage Association, Federal Home Loan Bank, Federal Farm Credit Bank, Federal Home Loan Mortgage Corporation, and Government National Mortgage Association. All federal agency securities shall be direct issuances of federal government agencies or instrumentalities;
3. Written repurchase agreements in the securities listed above provided that the market value of the securities subject to the repurchase agreement must exceed the principal value of the agreement by at least two percent and be marked to market daily, and that the term of the agreement must not exceed thirty days;
4. Bonds and other obligations of the State of Ohio, and with certain limitations including a requirement for maturity within ten years from the date of settlement, bonds and other obligations of political subdivisions of the State of Ohio, if training requirements have been met;
5. Time certificates of deposit or savings or deposit accounts including, but not limited to, passbook accounts;
6. No-load money market mutual funds consisting exclusively of obligations described in items (1) and (2) above and repurchase agreements secured by such obligations, provided that investments in securities described in this division are made only through eligible institutions;
7. The State Treasurer's investment pool, the State Treasury Asset Reserve of Ohio (STAR Ohio); and
8. Certain bankers' acceptance (for a period not to exceed one hundred eighty days) and commercial paper notes (for a period not to exceed two hundred seventy days) in an amount not to exceed 40 percent of the interim monies available for investment at any one time if training requirements have been met.

Protection of the deposits is provided by the Federal Deposit Insurance Corporation (FDIC), by eligible securities pledged by the financial institutions as security for repayment, or by the financial institutions participation in the Ohio Pooled Collateral System (OPCS), a collateral pool of eligible securities deposited with a qualified trustee and pledged to the Treasurer of State to secure the repayment of all public monies deposited in the financial institution.

Investments in stripped principal or interest obligations, reverse repurchase agreements and derivatives are prohibited. The issuance of taxable notes for the purpose of arbitrage, the use of leverage and short selling are also prohibited. Except as noted above, an investment must mature within five years from the date of purchase unless matched to a specific obligation or debt of the District, and must be purchased with the expectation that it will be held to maturity. Investments may only be made through specified dealers and institutions. Payment for investments may be made only upon delivery of the securities representing the investments to the Treasurer or, if the securities are not represented by a certificate, upon receipt of confirmation of transfer from the custodian.

A. Cash on Hand

At fiscal year end, the District had \$100 in undeposited cash on hand which is included on the financial statements of the District as part of "equity in pooled cash and investments."

B. Deposits with Financial Institutions

At June 30, 2022, the carrying amount of all District deposits was \$12,382,859 and the bank balance of all District deposits was \$12,706,464. Of the bank balance, \$9,426,663 was covered by federal depository insurance, \$250,908 was covered by the OPCS, and \$3,028,893 was exposed to custodial risk.

**URBANA CITY SCHOOL DISTRICT
CHAMPAIGN COUNTY, OHIO**

NOTES TO THE BASIC FINANCIAL STATEMENTS
FOR THE FISCAL YEAR ENDED JUNE 30, 2022
(Continued)

NOTE 4 - DEPOSITS AND INVESTMENTS - (Continued)

Custodial credit risk is the risk that, in the event of bank failure, the District will not be able to recover deposits or collateral securities that are in the possession of an outside party. The District has no deposit policy for custodial credit risk beyond the requirements of State statute. Ohio law requires that deposits either be insured or protected by (1) eligible securities pledged to the District and deposited with a qualified trustee by the financial institution as security for repayment whose fair value at all times shall be at least 105 percent of the deposits being secured, or (2) participation in the OPCS, a collateral pool of eligible securities deposited with a qualified trustee and pledged to the Treasurer of State to secure the repayment of all public monies deposited in the financial institution. OPCS requires the total fair value of the securities pledged to be 102 percent of the deposits being secured or a rate set by the Treasurer of State. For fiscal year 2022, certain District financial institutions did not participate in the OPCS while certain other financial institutions did participate in the OPCS.

C. Investments

As of June 30, 2022, the District had the following investments and maturities:

<u>Investment type</u>	<u>Carrying Value</u>	<u>Fair Value</u>	<u>Investment Maturity</u>			
			<u>6 months or less</u>	<u>7 to 12 months</u>	<u>13 to 18 months</u>	<u>19 to 24 months</u>
STAR Ohio	\$ 25,000	\$ 25,000	\$ 25,000	\$ -	\$ -	\$ -
Negotiable CDs	1,619,825	1,619,825	-	243,764	970,137	405,924
Commercial Paper	1,286,399	1,286,399	699,888	586,511	-	-
U.S. Government Money Market	2,329,004	2,329,004	2,329,004	-	-	-
	<u>\$ 5,260,228</u>	<u>\$ 5,260,228</u>	<u>\$ 3,053,892</u>	<u>\$ 830,275</u>	<u>\$ 970,137</u>	<u>\$ 405,924</u>

The weighted average maturity of investments is 0.55 years.

Interest Rate Risk: Interest rate risk arises because potential purchasers of debt securities will not agree to pay face value for those securities if interest rates subsequently increase. As a means of limiting its exposure to fair value losses arising from rising interest rates and according to State law, the District's investment policy limits investment portfolio maturities to five years or less.

Credit Risk: STAR Ohio and U.S. Government money market funds carry a rating of AAAM by Standard & Poor's. Ohio law requires that STAR Ohio maintain the highest rating provided by at least one nationally recognized standard rating service. The District's investment in commercial paper is rated A-1 and P-1 by Standard & Poor's and Moody's Investor Services, respectively. The negotiable CD's were not rated. The District's investment policy does not specifically address credit risk beyond requiring the District to only invest in securities authorized by State statute.

Custodial Credit Risk: For an investment, custodial credit risk is the risk that, in the event of the failure of the counterparty, the District will not be able to recover the value of its investments or collateral securities that are in the possession of an outside party. The District has no investment policy dealing with investment custodial risk beyond the requirement in State statute that prohibits payment for investments prior to the delivery of the securities representing such investments to the Treasurer or qualified trustee.

**URBANA CITY SCHOOL DISTRICT
CHAMPAIGN COUNTY, OHIO**

NOTES TO THE BASIC FINANCIAL STATEMENTS
FOR THE FISCAL YEAR ENDED JUNE 30, 2022
(Continued)

NOTE 4 - DEPOSITS AND INVESTMENTS - (Continued)

Concentration of Credit Risk: The District places no limit on the amount that may be invested in any one issuer. The following table includes the percentage of each investment type held by the District at June 30, 2022:

<u>Investment type</u>	<u>Carrying Value</u>	<u>% of Total</u>
STAR Ohio	\$ 25,000	0.48
Negotiable CDs	1,619,825	30.79
Commercial Paper	1,286,399	24.46
U.S. Government Money Market	<u>2,329,004</u>	<u>44.27</u>
Total	<u>\$ 5,260,228</u>	<u>100.00</u>

D. Reconciliation of Cash and Investments to the Statement of Net Position

The following is a reconciliation of cash and investments as reported in the note above to cash and investments as reported on the statement of net position as of June 30, 2022:

<u>Cash and investments per note</u>	
Carrying amount of deposits	\$ 12,382,859
Investments	5,260,228
Cash on hand	<u>100</u>
Total	<u>\$ 17,643,187</u>
 <u>Cash per statement of net position</u>	
Governmental activities	\$ 17,589,450
Private-purpose trust fund	<u>53,737</u>
Total	<u>\$ 17,643,187</u>

NOTE 5 - INTERFUND TRANSACTIONS

Advances for the fiscal year ended June 30, 2022, as reported on the fund statements, consist of the following:

<u>Advances to the general fund from:</u>	
Nonmajor governmental funds	\$ 39,605
 <u>Advances to nonmajor governmental funds from:</u>	
General fund	<u>25,592</u>
Total	<u>\$ 65,197</u>

These advances will be repaid once the anticipated funds are received. Interfund advances between governmental funds are eliminated on the government-wide financial statements.

**URBANA CITY SCHOOL DISTRICT
CHAMPAIGN COUNTY, OHIO**

NOTES TO THE BASIC FINANCIAL STATEMENTS
FOR THE FISCAL YEAR ENDED JUNE 30, 2022
(Continued)

NOTE 6 - PROPERTY TAXES

Property taxes are levied and assessed on a calendar year basis while the District fiscal year runs from July through June. First half tax collections are received by the District in the second half of the fiscal year. Second half tax distributions occur in the first half of the following fiscal year.

Property taxes include amounts levied against all real property and public utility property. Real property tax revenues received in calendar year 2022 represent the collection of calendar year 2021 taxes. Real property taxes received in calendar year 2022 were levied after April 1, 2021, on the assessed values as of January 1, 2021, the lien date. Assessed values for real property taxes are established by State statute at 35 percent of appraised fair value. Real property taxes are payable annually or semiannually. If paid annually, payment is due December 31; if paid semiannually, the first payment is due December 31, with the remainder payable by June 20. Under certain circumstances, State statute permits alternate payment dates to be established. Public utility property tax revenues received in calendar year 2022 represent the collection of calendar year 2021 taxes. Public utility real and personal property taxes received in calendar year 2022 became a lien on December 31, 2020, were levied after April 1, 2021, and are collected with real property taxes. Public utility real property is assessed at 35 percent of true value; public utility tangible personal property is currently assessed at varying percentages of true value.

The District receives property taxes from Champaign County. The County Auditor periodically advances to the District its portion of the taxes collected. Second-half real property tax payments collected by the County by June 30, 2022, are available to finance fiscal year 2022 operations. The amount of second-half real property taxes available for advance at fiscal year-end can vary based on the date the tax bills are sent.

The assessed values upon which the fiscal year 2022 taxes were collected are:

	2021 Second		2022 First	
	Half Collections		Half Collections	
	<u>Amount</u>	<u>Percent</u>	<u>Amount</u>	<u>Percent</u>
Agricultural/residential and other real estate	\$ 300,241,600	95.21	\$ 302,195,860	94.94
Public utility personal	<u>15,100,540</u>	<u>4.79</u>	<u>16,118,130</u>	<u>5.06</u>
Total	<u>\$ 315,342,140</u>	<u>100.00</u>	<u>\$ 318,313,990</u>	<u>100.00</u>
Tax rate per \$1,000 of assessed valuation	\$74.65		\$74.65	

NOTE 7 - DEBT

The long-term debt obligations have been restated at the beginning of year to remove the capital lease obligation reported at June 30, 2021, due to the implementation of GASB Statement No. 87.

During fiscal year 2022, the following activity occurred in governmental activities long-term obligations:

	(Restated)			Balance June 30, 2022	Amounts Due in One Year
	<u>Balance June 30, 2021</u>	<u>Additions</u>	<u>Reductions</u>		
Governmental activities					
General obligation bonds:					
Series 2015 school current interest bonds	<u>\$ 26,995,000</u>	<u>\$ -</u>	<u>\$ (785,000)</u>	<u>\$ 26,210,000</u>	<u>\$ 800,000</u>

**URBANA CITY SCHOOL DISTRICT
CHAMPAIGN COUNTY, OHIO**

NOTES TO THE BASIC FINANCIAL STATEMENTS
FOR THE FISCAL YEAR ENDED JUNE 30, 2022
(Continued)

NOTE 7 - DEBT - (Continued)

Series 2015 School Improvement General Obligation Bonds - On March 4, 2015, the District issued \$31,355,000 in general obligation bonds, for the purpose of improving school facilities. Principal and interest payments are made from the bond retirement fund.

The issue is comprised of current interest serial bonds. The interest rates on the bonds range from 2.0% - 5.0%. Interest payments on the current interest serial bonds are due on June 1 and December 1 of each year. The final maturity stated in the issue is December 1, 2042.

The following is a summary of the District's future annual debt service requirements to maturity for the Series 2015 Bonds:

<u>Current Interest - Series 2015</u>			
<u>Fiscal Year</u>	<u>Principal</u>	<u>Interest</u>	<u>Total</u>
2023	\$ 800,000	\$ 959,319	\$ 1,759,319
2024	835,000	939,881	1,774,881
2025	855,000	914,631	1,769,631
2026	885,000	882,119	1,767,119
2027	940,000	845,619	1,785,619
2028 - 2032	5,350,000	3,618,495	8,968,495
2033 - 2037	6,615,000	2,498,098	9,113,098
2038 - 2042	8,105,000	1,127,158	9,232,158
2043 - 2044	<u>1,825,000</u>	<u>34,213</u>	<u>1,859,213</u>
Total	<u>\$ 26,210,000</u>	<u>\$ 11,819,533</u>	<u>\$ 38,029,533</u>

Legal Debt Margin - The Ohio Revised Code provides that voted net general obligation debt of the District shall never exceed 9% of the total assessed valuation of the District. The code further provides that unvoted indebtedness shall not exceed 1/10 of 1% of the property valuation of the District. The code additionally states that unvoted indebtedness related to energy conservation debt shall not exceed 9/10 of 1% of the property valuation of the District. The assessed valuation used in determining the District's legal debt margin has been modified by House Bill 530 which became effective March 30, 2006. In accordance with House Bill 530, the assessed valuation used in the District's legal debt margin calculation excluded tangible personal property used in business, telephone or telegraph property, interexchange telecommunications company property, and personal property owned or leased by a railroad company and used in railroad operations.

Revised Code Section 133.06(I) permits school districts to incur net indebtedness in excess of the 9% limitation, without obtaining the consent of the State Superintendent and the Tax Commissioner, when bond proceeds will be used exclusively to fund a school district's Commission-required local effort. Accordingly, the proceeds of the bonds will be used exclusively to fund the District's Commission-required local effort, and, as a result, are not subject to State consents/special needs approval.

NOTE 8 - RISK MANAGEMENT

A. Comprehensive

The District is exposed to various risks of loss related to torts; theft of, damage to, and destruction of assets; errors and omissions; injuries to employees; and natural disasters. The District has obtained risk management by traditional means of insuring through a commercial company.

**URBANA CITY SCHOOL DISTRICT
CHAMPAIGN COUNTY, OHIO**

NOTES TO THE BASIC FINANCIAL STATEMENTS
FOR THE FISCAL YEAR ENDED JUNE 30, 2022
(Continued)

NOTE 8 - RISK MANAGEMENT - (Continued)

With the exception of a deductible, the risk of loss transfers entirely from the District to the commercial company. The District has obtained commercial insurance for the following risks:

- Education Liability Policy
- Business Auto Coverage
- Commercial Property Coverage
- Commercial Crime Coverage
- Inland Marine Coverage
- CyberSecurity Coverage

The District continues to carry commercial insurance for all other risks of loss. Settled claims resulting from these risks have not exceeded commercial insurance in any of the past three fiscal years. There has been no significant reduction in amounts of insurance coverage from fiscal year 2021.

B. Employee Group Insurance Benefits

The District provided medical/surgical benefits through a self-insurance program through October 31, 2019. The District maintains a self-insurance internal service fund to account for and finance its required claims/fee payments and reserves for this program to its employees.

During fiscal year 2022, the District participated in the Stark County Schools Council of Governments Health Benefits Program to provide employees medical/surgical and dental benefits. The Stark County Schools Council's Health Benefits Program is a shared risk pool. Rates are set through an annual calculation process. The District pays a monthly contribution, which is paid in a common fund from which claim payments are made from all participants regardless of claims flow. The Board of Directors has the right to return monies to an exiting participant subsequent to the settlements of all outstanding expenses and claims.

Post-employment health care is provided to plan participants or their beneficiaries through the respective retirement systems discussed in Note 10. As such, no funding provisions are required by the District.

C. Workers' Compensation

For fiscal year 2022, the District participated in the Better Business Bureau of Central Ohio Group Retrospective Rating Plan (the "GRP") through Sheakley. The intent of the GRP is to achieve the benefit of a reduced premium for the District by virtue of its grouping and representation with other participants in the GRP. The workers' compensation experience of the participating entities is calculated as one experience and a common premium rate is applied to all school districts in the GRP. Each participant pays its workers' compensation premium to the State based on the rate for the GRP rather than its individual rate. The firm of Sheakley Uniservice provides administrative, cost control and actuarial services to the GRP. The retrospective plan provides the possibility of increased refund amounts based on look-back performance of the group.

NOTE 9 - DEFINED BENEFIT PENSION PLANS

The Statewide retirement systems provide both pension benefits and other postemployment benefits (OPEB).

Net Pension Liability/Net OPEB Liability/Asset

Pensions and OPEB are a component of exchange transactions - between an employer and its employees - of salaries and benefits for employee services. Pensions/OPEB are provided to an employee - on a deferred-payment basis - as part of the total compensation package offered by an employer for employee services each financial period.

**URBANA CITY SCHOOL DISTRICT
CHAMPAIGN COUNTY, OHIO**

NOTES TO THE BASIC FINANCIAL STATEMENTS
FOR THE FISCAL YEAR ENDED JUNE 30, 2022
(Continued)

NOTE 9 - DEFINED BENEFIT PENSION PLANS - (Continued)

The net pension/OPEB liability (asset) represent the District’s proportionate share of each pension/OPEB plan’s collective actuarial present value of projected benefit payments attributable to past periods of service, net of each pension/OPEB plan’s fiduciary net position. The net pension/OPEB liability (asset) calculation is dependent on critical long-term variables, including estimated average life expectancies, earnings on investments, cost of living adjustments and others. While these estimates use the best information available, unknowable future events require adjusting these estimates annually.

The Ohio Revised Code limits the District’s obligation for this liability to annually required payments. The District cannot control benefit terms or the manner in which pensions/OPEB are financed; however, the District does receive the benefit of employees’ services in exchange for compensation including pension and OPEB.

GASB 68/75 assumes the liability is solely the obligation of the employer, because (1) they benefit from employee services; and (2) State statute requires funding to come from these employers. All pension contributions to date have come solely from these employers (which also includes pension costs paid in the form of withholdings from employees). The retirement systems may allocate a portion of the employer contributions to provide for these OPEB benefits. In addition, health care plan enrollees pay a portion of the health care costs in the form of a monthly premium. State statute requires the retirement systems to amortize unfunded pension liabilities within 30 years. If the pension amortization period exceeds 30 years, each retirement system’s board must propose corrective action to the State legislature. Any resulting legislative change to benefits or funding could significantly affect the net pension/OPEB liability (asset). Resulting adjustments to the net pension/OPEB liability (asset) would be effective when the changes are legally enforceable. The Ohio Revised Code permits, but does not require, the retirement systems to provide healthcare to eligible benefit recipients.

The net pension/net OPEB liability (asset) are not reported on the face of the financial statements, but rather are disclosed in the notes because of the use of the cash basis framework.

The remainder of this note includes the required pension disclosures. See Note 10 for the required OPEB disclosures.

Plan Description - School Employees Retirement System (SERS)

Plan Description - The District’s non-teaching employees participate in SERS, a cost-sharing multiple-employer defined benefit pension plan administered by SERS. SERS provides retirement, disability and survivor benefits, annual cost-of-living adjustments, and death benefits to plan members and beneficiaries. Authority to establish and amend benefits is provided by Ohio Revised Code Chapter 3309. SERS issues a publicly available, stand-alone financial report that includes financial statements, required supplementary information and detailed information about SERS’ fiduciary net position. That report can be obtained by visiting the SERS website at www.ohsers.org under Employers/Audit Resources.

Age and service requirements for retirement are as follows:

	Eligible to Retire on or before August 1, 2017 *	Eligible to Retire after August 1, 2017
Full benefits	Any age with 30 years of service credit	Age 67 with 10 years of service credit; or Age 57 with 30 years of service credit
Actuarially reduced benefits	Age 60 with 5 years of service credit; or Age 55 with 25 years of service credit	Age 62 with 10 years of service credit; or Age 60 with 25 years of service credit

* Members with 25 years of service credit as of August 1, 2017 will be included in this plan.

**URBANA CITY SCHOOL DISTRICT
CHAMPAIGN COUNTY, OHIO**

NOTES TO THE BASIC FINANCIAL STATEMENTS
FOR THE FISCAL YEAR ENDED JUNE 30, 2022
(Continued)

NOTE 9 - DEFINED BENEFIT PENSION PLANS - (Continued)

Annual retirement benefits are calculated based on final average salary multiplied by a percentage that varies based on years of service; 2.2% for the first thirty years of service and 2.5% for years of service credit over 30. Final average salary is the average of the highest three years of salary.

An individual whose benefit effective date is before April 1, 2018, is eligible for a cost-of-living adjustment (COLA) on the first anniversary date of the benefit. New benefit recipients must wait until the fourth anniversary of their benefit for COLA eligibility. The COLA is added each year to the base benefit amount on the anniversary date of the benefit. A three-year COLA suspension was in effect for all benefit recipients for the years 2018, 2019, and 2020. The COLA is indexed to the percentage increase in the CPI-W, not to exceed 2.5% and with a floor of 0%. In 2021, the Board of Trustees approved a 2.5% cost-of-living adjustment (COLA) for eligible retirees and beneficiaries in 2022.

Funding Policy - Plan members are required to contribute 10.00% of their annual covered salary and the District is required to contribute 14.00% of annual covered payroll. The contribution requirements of plan members and employers are established and may be amended by the SERS' Retirement Board up to statutory maximum amounts of 10.00% for plan members and 14.00% for employers. The Retirement Board, acting with the advice of the actuary, allocates the employer contribution rate among four of the System's funds (Pension Trust Fund, Death Benefit Fund, Medicare B Fund, and Health Care Fund). For the fiscal year ended June 30, 2022, the allocation to pension, death benefits, and Medicare B was 14.00%. For fiscal year 2022, the Retirement Board did not allocate any employer contribution to the Health Care Fund.

The District's contractually required contribution to SERS was \$336,562 for fiscal year 2022.

Plan Description - State Teachers Retirement System (STRS)

Plan Description - Licensed teachers participate in STRS, a cost-sharing multiple-employer public employee retirement system administered by STRS. STRS provides retirement and disability benefits to members and death and survivor benefits to beneficiaries. STRS issues a stand-alone financial report that includes financial statements, required supplementary information and detailed information about STRS' fiduciary net position. That report can be obtained by writing to STRS, 275 E. Broad St., Columbus, OH 43215-3771, by calling (888) 227-7877, or by visiting the STRS website at www.strsoh.org.

New members have a choice of three retirement plans: a Defined Benefit (DB) Plan, a Defined Contribution (DC) Plan and a Combined (CO) Plan. Benefits are established by Ohio Revised Code Chapter 3307.

The DB plan offers an annual retirement allowance based on final average salary multiplied by a percentage that varies based on years of service. Effective August 1, 2015, the calculation is 2.20% of final average salary for the five highest years of earnings multiplied by all years of service. In April 2017, the Retirement Board made the decision to reduce COLA granted on or after July 1, 2017, to 0% to preserve the fiscal integrity of the retirement system. Benefit recipients' base benefit and past cost-of living increases are not affected by this change. Eligibility changes will be phased in until August 1, 2026, when retirement eligibility for unreduced benefits will be five years of service credit and age 65, or 35 years of service credit and at least age 60.

Eligibility changes for DB Plan members who retire with actuarially reduced benefits will be phased in until August 1, 2026, when retirement eligibility will be five years of qualifying service credit and age 60, or 30 years of service credit at any age.

The DC Plan allows members to place all of their member contributions and 9.53% of the 14% employer contributions into an investment account. Investment allocation decisions are determined by the member. The remaining 4.47% of the 14% employer rate is allocated to the defined benefit unfunded liability. A member is eligible to receive a retirement benefit at age 50 and termination of employment. The member may elect to receive a lifetime monthly annuity or a lump sum withdrawal.

**URBANA CITY SCHOOL DISTRICT
CHAMPAIGN COUNTY, OHIO**

NOTES TO THE BASIC FINANCIAL STATEMENTS
FOR THE FISCAL YEAR ENDED JUNE 30, 2022
(Continued)

NOTE 9 - DEFINED BENEFIT PENSION PLANS - (Continued)

The Combined Plan offers features of both the DB Plan and the DC Plan. In the Combined Plan, 12% of the 14% member rate goes to the DC Plan and the remaining 2% is applied to the DB Plan. Member contributions to the DC Plan are allocated among investment choices by the member, and contributions to the DB Plan from the employer and the member are used to fund the defined benefit payment at a reduced level from the regular DB Plan. The defined benefit portion of the Combined Plan payment is payable to a member on or after age 60 with five years of service. The defined contribution portion of the account may be taken as a lump sum payment or converted to a lifetime monthly annuity at age 50 and after termination of employment.

New members who choose the DC Plan or Combined Plan will have another opportunity to reselect a permanent plan during their fifth year of membership. Members may remain in the same plan or transfer to another STRS plan. The optional annuitization of a member's defined contribution account or the defined contribution portion of a member's Combined Plan account to a lifetime benefit results in STRS bearing the risk of investment gain or loss on the account. STRS has therefore included all three plan options as one defined benefit plan for GASB 68 reporting purposes.

A DB or Combined Plan member with five or more years of credited service who is determined to be disabled may qualify for a disability benefit. New members on or after July 1, 2013 must have at least ten years of qualifying service credit that apply for disability benefits. Members in the DC Plan who become disabled are entitled only to their account balance. Eligible survivors of members who die before service retirement may qualify for monthly benefits. If a member of the DC Plan dies before retirement benefits begin, the member's designated beneficiary is entitled to receive the member's account balance.

Funding Policy - Employer and member contribution rates are established by the State Teachers Retirement Board and limited by Chapter 3307 of the Ohio Revised Code. The fiscal year 2022 employer and employee contribution rate of 14% was equal to the statutory maximum rates. For fiscal year 2022, the full employer contribution was allocated to pension.

The District's contractually required contribution to STRS was \$1,403,766 for fiscal year 2022.

Net Pension Liability

The net pension liability was measured as of June 30, 2021, and the total pension liability used to calculate the net pension liability was determined by an actuarial valuation as of that date. The District's proportion of the net pension liability was based on the District's share of contributions to the pension plan relative to the projected contributions of all participating entities.

Following is information related to the proportionate share:

	<u>SERS</u>	<u>STRS</u>	<u>Total</u>
Proportion of the net pension liability prior measurement date	0.07870590%	0.08081606%	
Proportion of the net pension liability current measurement date	<u>0.07868450%</u>	<u>0.078525257%</u>	
Change in proportionate share	<u>-0.00002140%</u>	<u>-0.002290803%</u>	
Proportionate share of the net pension liability	\$ 2,903,230	\$ 10,040,160	\$ 12,943,390

**URBANA CITY SCHOOL DISTRICT
CHAMPAIGN COUNTY, OHIO**

NOTES TO THE BASIC FINANCIAL STATEMENTS
FOR THE FISCAL YEAR ENDED JUNE 30, 2022
(Continued)

NOTE 9 - DEFINED BENEFIT PENSION PLANS - (Continued)

Actuarial Assumptions - SERS

SERS' total pension liability was determined by their actuaries in accordance with GASB Statement No. 67, as part of their annual actuarial valuation for each defined benefit retirement plan. Actuarial valuations of an ongoing plan involve estimates of the value of reported amounts (e.g., salaries, credited service) and assumptions about the probability of occurrence of events far into the future (e.g., mortality, disabilities, retirements, employment termination). Actuarially determined amounts are subject to continual review and potential modifications, as actual results are compared with past expectations and new estimates are made about the future.

Projections of benefits for financial reporting purposes are based on the substantive plan (the plan as understood by the employers and plan members) and include the types of benefits provided at the time of each valuation and the historical pattern of sharing benefit costs between the employers and plan members to that point. The projection of benefits for financial reporting purposes does not explicitly incorporate the potential effects of legal or contractual funding limitations.

Actuarial calculations reflect a long-term perspective. For a newly hired employee, actuarial calculations will take into account the employee's entire career with the employer and also take into consideration the benefits, if any, paid to the employee after termination of employment until the death of the employee and any applicable contingent annuitant. In many cases actuarial calculations reflect several decades of service with the employer and the payment of benefits after termination.

Key methods and assumptions used in calculating the total pension liability in the latest actuarial valuation, prepared as of June 30, 2021, compared with June 30, 2020, are presented below:

Wage inflation:	
Current measurement date	2.40%
Prior measurement date	3.00%
Future salary increases, including inflation:	
Current measurement date	3.25% to 13.58%
Prior measurement date	3.50% to 18.20%
COLA or ad hoc COLA:	
Current measurement date	2%, on or after April 1, 2018, COLAs for future retirees will be delayed for three years following commencement
Prior measurement date	2.50%
Investment rate of return:	
Current measurement date	7.00% net of system expenses
Prior measurement date	7.50% net of investment expense, including inflation
Discount rate:	
Current measurement date	7.00%
Prior measurement date	7.50%
Actuarial cost method	Entry age normal (level percent of payroll)

In 2021, Mortality rates were based on the PUB-2010 General Employee Amount Weight Below Median Healthy Retiree mortality table projected to 2017 with ages set forward 1 year and adjusted 94.20% for males and set forward 2 years and adjusted 81.35% for females. Mortality among disabled members were based upon the PUB-2010 General Disabled Retiree mortality table projected to 2017 with ages set forward 5 years and adjusted 103.3% for males and set forward 3 years and adjusted 106.8% for females. Future improvement in mortality rates is reflected by applying the MP-2020 projection scale generationally.

**URBANA CITY SCHOOL DISTRICT
CHAMPAIGN COUNTY, OHIO**

NOTES TO THE BASIC FINANCIAL STATEMENTS
FOR THE FISCAL YEAR ENDED JUNE 30, 2022
(Continued)

NOTE 9 - DEFINED BENEFIT PENSION PLANS - (Continued)

In the prior measurement date, the mortality rates were based on the RP-2014 Blue Collar Mortality Table with fully generational projection and a five-year age set-back for both males and females. Mortality among service retired members, and beneficiaries were based upon the RP-2014 Blue Collar Mortality Table with fully generational projection with Scale BB, 120% of male rates, and 110% of female rates. Mortality among disabled members was based upon the RP-2000 Disabled Mortality Table, 90% for male rates and 100% for female rates, set back five years is used for the period after disability retirement.

The most recent experience study was completed for the five-year period ended June 30, 2020.

The long-term return expectation for the Pension Plan Investments has been determined using a building-block approach and assumes a time horizon, as defined in SERS' *Statement of Investment Policy*. A forecasted rate of inflation serves as the baseline for the return expectation. Various real return premiums over the baseline inflation rate have been established for each asset class. The long-term expected nominal rate of return has been determined by calculating an arithmetic weighted average of the expected real return premiums for each asset class, adding the projected inflation rate, and adding the expected return from rebalancing uncorrelated asset classes.

The target allocation and best estimates of arithmetic real rates of return for each major asset class are summarized in the following table:

Asset Class	Target Allocation	Long-Term Expected Real Rate of Return
Cash	2.00 %	(0.33) %
US Equity	24.75	5.72
Non-US Equity Developed	13.50	6.55
Non-US Equity Emerging	6.75	8.54
Fixed Income/Global Bonds	19.00	1.14
Private Equity	11.00	10.03
Real Estate/Real Assets	16.00	5.41
Multi-Asset Strategy	4.00	3.47
Private Debt/Private Credit	3.00	5.28
Total	<u>100.00 %</u>	

Discount Rate - The total pension liability was calculated using the discount rate of 7.00%. The projection of cash flows used to determine the discount rate assumed the contributions from employers and from the members would be computed based on contribution requirements as stipulated by state statute. Projected inflows from investment earnings were calculated using the long-term assumed investment rate of return (7.00%). Based on those assumptions, the plan's fiduciary net position was projected to be available to make all future benefit payments of current plan members. Therefore, the long-term expected rate of return on pension plan investments was applied to all periods of projected benefits to determine the total pension liability.

Sensitivity of the District's Proportionate Share of the Net Pension Liability to Changes in the Discount Rate - Net pension liability is sensitive to changes in the discount rate, and to illustrate the potential impact the following table presents the net pension liability calculated using the discount rate of 7.00%, as well as what each plan's net pension liability would be if it were calculated using a discount rate that is one percentage point lower (6.00%), or one percentage point higher (8.00%) than the current rate.

	Current		
	1% Decrease	Discount Rate	1% Increase
District's proportionate share of the net pension liability	\$ 4,830,261	\$ 2,903,230	\$ 1,278,080

**URBANA CITY SCHOOL DISTRICT
CHAMPAIGN COUNTY, OHIO**

NOTES TO THE BASIC FINANCIAL STATEMENTS
FOR THE FISCAL YEAR ENDED JUNE 30, 2022
(Continued)

NOTE 9 - DEFINED BENEFIT PENSION PLANS - (Continued)

Actuarial Assumptions - STRS

Key methods used in the June 30, 2021 actuarial valuation compared to those used in the June 30, 2020 actuarial valuation are presented below:

	June 30, 2021	June 30, 2020
Inflation	2.50%	2.50%
Projected salary increases	12.50% at age 20 to 2.50% at age 65	12.50% at age 20 to 2.50% at age 65
Investment rate of return	7.00%, net of investment expenses, including inflation	7.45%, net of investment expenses, including inflation
Discount rate of return	7.00%	7.45%
Payroll increases	3.00%	3.00%
Cost-of-living adjustments (COLA)	0.00%	0.00%

For the June 30, 2021 actuarial valuation, post-retirement mortality rates are based on the RP-2014 Annuitant Mortality Tables with 50% of rates through age 69, 70% of rates between ages 70 and 79, 90% of rates between ages 80 and 84, and 100% of rates thereafter, projected forward generationally using mortality improvement scale MP-2016. Pre-retirement mortality rates are based on RP-2014 Employee Mortality Tables, projected forward generationally using mortality improvement scale MP-2016. Post-retirement disabled mortality rates are based on the RP-2014 Disabled Mortality Tables with 90% of rates for males and 100% of rates for females, projected forward generationally using mortality improvement scale MP-2016.

Actuarial assumptions used in the June 30, 2021 valuation are based on the results of an actuarial experience study for the period July 1, 2011 through June 30, 2016.

STRS' investment consultant develops an estimate range for the investment return assumption based on the target allocation adopted by the Retirement Board. The target allocation and long-term expected rate of return for each major asset class are summarized as follows:

Asset Class	Target Allocation	Long-Term Expected Real Rate of Return *
Domestic Equity	28.00 %	7.35 %
International Equity	23.00	7.55
Alternatives	17.00	7.09
Fixed Income	21.00	3.00
Real Estate	10.00	6.00
Liquidity Reserves	1.00	2.25
Total	<u>100.00 %</u>	

*10-Year annualized geometric nominal returns, which include the real rate of return and inflation of 2.25% and does not include investment expenses. Over a 30-year period, STRS' investment consultant indicates that the above target allocations should generate a return above the actuarial rate of return, without net value added by management.

**URBANA CITY SCHOOL DISTRICT
CHAMPAIGN COUNTY, OHIO**

NOTES TO THE BASIC FINANCIAL STATEMENTS
FOR THE FISCAL YEAR ENDED JUNE 30, 2022
(Continued)

NOTE 9 - DEFINED BENEFIT PENSION PLANS - (Continued)

Discount Rate - The discount rate used to measure the total pension liability was 7.00% as of June 30, 2021. The projection of cash flows used to determine the discount rate assumes that member and employer contributions will be made at the statutory contribution rates in accordance with the rates described previously. For this purpose, only employer contributions that are intended to fund benefits of current plan members and their beneficiaries are included. Based on those assumptions, STRS Ohio's fiduciary net position was projected to be available to make all projected future benefit payments to current plan members as of June 30, 2021. Therefore, the long-term expected rate of return on pension plan investments of 7.00% was applied to all periods of projected benefit payments to determine the total pension liability as of June 30, 2021.

Sensitivity of the District's Proportionate Share of the Net Pension Liability to Changes in the Discount Rate - The following table represents the District's proportionate share of the net pension liability as of June 30, 2021, calculated using the current period discount rate assumption of 7.00%, as well as what the District's proportionate share of the net pension liability would be if it were calculated using a discount rate that is one percentage point lower (6.00%) or one percentage point higher (8.00%) than the current rate:

	1% Decrease	Current Discount Rate	1% Increase
District's proportionate share of the net pension liability	\$ 18,801,462	\$ 10,040,160	\$ 2,636,879

Changes Between the Measurement Date and the Reporting date In February 2022, the Board approved changes to demographic measures that will impact the June 30, 2022, actuarial valuation. These demographic measures include retirement, salary increase, disability/termination and mortality assumptions. In March 2022, the STRS Board approved benefit plan changes to take effect on July 1, 2022. These changes include a one-time three percent cost-of-living increase (COLA) to be paid to eligible benefit recipients and the elimination of the age 60 requirement for retirement age and service eligibility that was set to take effect in 2026. The effect on the net pension liability is unknown.

NOTE 10 - DEFINED BENEFIT OPEB PLANS

Net OPEB Liability/Asset

See Note 9 for a description of the net OPEB liability (asset).

Plan Description - School Employees Retirement System (SERS)

Health Care Plan Description - The District contributes to the SERS Health Care Fund, administered by SERS for non-certificated retirees and their beneficiaries. For GASB 75 purposes, this plan is considered a cost-sharing other postemployment benefit (OPEB) plan. SERS' Health Care Plan provides healthcare benefits to eligible individuals receiving retirement, disability, and survivor benefits, and to their eligible dependents. Members who retire after June 1, 1986, need 10 years of service credit, exclusive of most types of purchased credit, to qualify to participate in SERS' health care coverage. The following types of credit purchased after January 29, 1981 do not count toward health care coverage eligibility: military, federal, out-of-state, municipal, private school exempted, and early retirement incentive credit. In addition to age and service retirees, disability benefit recipients and beneficiaries who are receiving monthly benefits due to the death of a member or retiree, are eligible for SERS' health care coverage. Most retirees and dependents choosing SERS' health care coverage are over the age of 65 and therefore enrolled in a fully insured Medicare Advantage plan; however, SERS maintains a traditional, self-insured preferred provider organization for its non-Medicare retiree population. For both groups, SERS offers a self-insured prescription drug program. Health care is a benefit that is permitted, not mandated, by statute. The financial report of the Plan is included in the SERS Annual Comprehensive Financial Report which can be obtained on SERS' website at www.ohsers.org under Employers/Audit Resources.

**URBANA CITY SCHOOL DISTRICT
CHAMPAIGN COUNTY, OHIO**

NOTES TO THE BASIC FINANCIAL STATEMENTS
FOR THE FISCAL YEAR ENDED JUNE 30, 2022
(Continued)

NOTE 10 - DEFINED BENEFIT OPEB PLANS - (Continued)

Access to health care for retirees and beneficiaries is permitted in accordance with Section 3309 of the Ohio Revised Code. The Health Care Fund was established and is administered in accordance with Internal Revenue Code Section 105(e). SERS' Retirement Board reserves the right to change or discontinue any health plan or program. Active employee members do not contribute to the Health Care Plan. The SERS Retirement Board established the rules for the premiums paid by the retirees for health care coverage for themselves and their dependents or for their surviving beneficiaries. Premiums vary depending on the plan selected, qualified years of service, Medicare eligibility, and retirement status.

Funding Policy - State statute permits SERS to fund the health care benefits through employer contributions. Each year, after the allocation for statutorily required pensions and benefits, the Retirement Board may allocate the remainder of the employer contribution of 14% of covered payroll to the Health Care Fund in accordance with the funding policy. For the fiscal year ended June 30, 2022, SERS did not allocate any employer contributions to post-employment health care. An additional health care surcharge on employers is collected for employees earning less than an actuarially determined minimum compensation amount, pro-rated if less than a full year of service credit was earned. For fiscal year 2022, this amount was \$25,000. Statutes provide that no employer shall pay a health care surcharge greater than 2% of that employer's SERS-covered payroll; nor may SERS collect in aggregate more than 1.5% of the total statewide SERS-covered payroll for the health care surcharge. For fiscal year 2022, the District's surcharge obligation was \$51,639.

The surcharge added to the allocated portion of the 14% employer contribution rate is the total amount assigned to the Health Care Fund. The District's contractually required contribution to SERS was \$51,639 for fiscal year 2022.

Plan Description - State Teachers Retirement System (STRS)

Plan Description - The State Teachers Retirement System of Ohio (STRS) administers a cost-sharing Health Plan administered for eligible retirees who participated in the defined benefit or combined pension plans offered by STRS. Ohio law authorizes STRS to offer this plan. Benefits include hospitalization, physicians' fees, prescription drugs and partial reimbursement of monthly Medicare Part B premiums. The Medicare Part B monthly reimbursement elimination date was postponed indefinitely. The Plan is included in the report of STRS which can be obtained by visiting www.strsoh.org or by calling (888) 227-7877.

Funding Policy - Ohio Revised Code Chapter 3307 authorizes STRS to offer the Plan and gives the Retirement Board discretionary authority over how much, if any, of the health care costs will be absorbed by STRS. Active employee members do not contribute to the Health Care Plan. All benefit recipients pay a portion of the health care costs in the form of a monthly premium. Under Ohio law, funding for post-employment health care may be deducted from employer contributions, currently 14% of covered payroll. For the fiscal year ended June 30, 2022, STRS did not allocate any employer contributions to post-employment health care.

Net OPEB Liability/Asset

The net OPEB liability/asset was measured as of June 30, 2021, and the total OPEB liability used to calculate the net OPEB liability/asset was determined by an actuarial valuation as of that date. The District's proportion of the net OPEB liability/asset was based on the District's share of contributions to the respective retirement systems relative to the contributions of all participating entities.

**URBANA CITY SCHOOL DISTRICT
CHAMPAIGN COUNTY, OHIO**

NOTES TO THE BASIC FINANCIAL STATEMENTS
FOR THE FISCAL YEAR ENDED JUNE 30, 2022
(Continued)

NOTE 10 - DEFINED BENEFIT OPEB PLANS - (Continued)

Following is information related to the proportionate share:

	<u>SERS</u>	<u>STRS</u>	<u>Total</u>
Proportion of the net OPEB liability/asset prior measurement date	0.08142200%	0.08081606%	
Proportion of the net OPEB liability/asset current measurement date	<u>0.08104220%</u>	<u>0.078525257%</u>	
Change in proportionate share	<u>-0.00037980%</u>	<u>-0.002290803%</u>	
Proportionate share of the net OPEB liability	\$ 1,533,790	\$ -	\$ 1,533,790
Proportionate share of the net OPEB asset	\$ -	\$ (1,655,641)	\$ (1,655,641)

Actuarial Assumptions - SERS

The total OPEB liability is determined by SERS' actuaries in accordance with GASB Statement No. 74, as part of their annual actuarial valuation for each retirement plan. Actuarial valuations of an ongoing plan involve estimates of the value of reported amounts (e.g., salaries, credited service) and assumptions about the probability of occurrence of events far into the future (e.g., mortality, disabilities, retirements, employment terminations). Actuarially determined amounts are subject to continual review and potential modifications, as actual results are compared with past expectations and new estimates are made about the future.

Projections of benefits for financial reporting purposes are based on the substantive plan (the plan as understood by the employers and plan members) and include the types of benefits provided at the time of each valuation and the historical pattern of sharing benefit costs between the employers and plan members to that point. The projection of benefits for financial reporting purposes does not explicitly incorporate the potential effects of legal or contractual funding limitations.

Actuarial calculations reflect a long-term perspective. For a newly hired employee, actuarial calculations will take into account the employee's entire career with the employer and also take into consideration the benefits, if any, paid to the employee after termination of employment until the death of the employee and any applicable contingent annuitant. In many cases, actuarial calculations reflect several decades of service with the employer and the payment of benefits after termination.

**URBANA CITY SCHOOL DISTRICT
CHAMPAIGN COUNTY, OHIO**

NOTES TO THE BASIC FINANCIAL STATEMENTS
FOR THE FISCAL YEAR ENDED JUNE 30, 2022
(Continued)

NOTE 10 - DEFINED BENEFIT OPEB PLANS - (Continued)

Key methods and assumptions used in calculating the total OPEB liability in the latest actuarial valuation date of June 30, 2021 compared with June 30, 2020 are presented below:

Wage inflation:	
Current measurement date	2.40%
Prior measurement date	3.00%
Future salary increases, including inflation:	
Current measurement date	3.25% to 13.58%
Prior measurement date	3.50% to 18.20%
Investment rate of return:	
Current measurement date	7.00% net of investment expense, including inflation
Prior measurement date	7.50% net of investment expense, including inflation
Municipal bond index rate:	
Current measurement date	1.92%
Prior measurement date	2.45%
Single equivalent interest rate, net of plan investment expense, including price inflation:	
Current measurement date	2.27%
Prior measurement date	2.63%
Medical trend assumption:	
Current measurement date	
Medicare	5.125 to 4.400%
Pre-Medicare	6.750 to 4.400%
Prior measurement date	
Medicare	5.25 to 4.75%
Pre-Medicare	7.00 to 4.75%

In 2021, Mortality rates among healthy retirees were based on the PUB-2010 General Employee Amount Weighted Below Median Healthy Retiree mortality table projected to 2017 with ages set forward 1 year and adjusted 94.20% for males and set forward 2 years and adjusted 81.35% for females. Mortality among disabled members were based upon the PUB-2010 General Disabled Retiree mortality table projected to 2017 with ages set forward 5 years and adjusted 103.3% for males and set forward 3 years and adjusted 106.8% for females. Mortality rates for contingent survivors were based on PUB-2010 General Amount Weighted Below Median Contingent Survivor mortality table projected to 2017 with ages set forward 1 year and adjusted 105.5 percent for males and adjusted 122.5 percent for females. Mortality rates for actives is based on PUB-2010 General Amount Weighted Below Median Employee mortality table.

In the prior measurement date, the mortality rates were based on the RP-2014 Blue Collar Mortality Table with fully generational projection and a five-year age set-back for both males and females. Mortality among service retired members, and beneficiaries were based upon the RP-2014 Blue Collar Mortality Table with fully generational projection with Scale BB, 120% of male rates, and 110% of female rates. Mortality among disabled members was based upon the RP-2000 Disabled Mortality Table, 90% for male rates and 100% for female rates, set back five years is used for the period after disability retirement.

The most recent experience study was completed for the five-year period ended June 30, 2020.

**URBANA CITY SCHOOL DISTRICT
CHAMPAIGN COUNTY, OHIO**

NOTES TO THE BASIC FINANCIAL STATEMENTS
FOR THE FISCAL YEAR ENDED JUNE 30, 2022
(Continued)

NOTE 10 - DEFINED BENEFIT OPEB PLANS - (Continued)

The long-term expected rate of return on plan assets is reviewed as part of the actuarial five-year experience study. The most recent study covers fiscal years 2015 through 2020 and was adopted by the Board in 2021. Several factors are considered in evaluating the long-term rate of return assumption including long-term historical data, estimates inherent in current market data, and a log-normal distribution analysis in which best-estimate ranges of expected future real rates of return were developed by the investment consultant for each major asset class. These ranges were combined to produce the long-term expected rate of return, 7.00%, by weighting the expected future real rates of return by the target asset allocation percentage and then adding expected inflation. The capital market assumptions developed by the investment consultant are intended for use over a 10-year horizon and may not be useful in setting the long-term rate of return for funding pension plans which covers a longer timeframe. The assumption is intended to be a long-term assumption and is not expected to change absent a significant change in the asset allocation, a change in the inflation assumption, or a fundamental change in the market that alters expected returns in future years.

The target asset allocation and best estimates of arithmetic real rates of return for each major asset class, as used in the June 30, 2020 five-year experience study, are summarized as follows:

<u>Asset Class</u>	<u>Target Allocation</u>	<u>Long-Term Expected Real Rate of Return</u>
Cash	2.00 %	(0.33) %
US Equity	24.75	5.72
Non-US Equity Developed	13.50	6.55
Non-US Equity Emerging	6.75	8.54
Fixed Income/Global Bonds	19.00	1.14
Private Equity	11.00	10.03
Real Estate/Real Assets	16.00	5.41
Multi-Asset Strategy	4.00	3.47
Private Debt/Private Credit	3.00	5.28
Total	<u>100.00 %</u>	

Discount Rate - The discount rate used to measure the total OPEB liability at June 30, 2021 was 2.27%. The discount rate used to measure total OPEB liability prior to June 30, 2021 was 2.63%. The projection of cash flows used to determine the discount rate assumed that contributions will be made from members and the System at the contribution rate of 1.50% of projected covered payroll each year, which includes a 1.50% payroll surcharge and no contributions from the basic benefits plan. Based on these assumptions, the OPEB plan's fiduciary net position was projected to become insufficient to make all projected future benefit payments of current System members by SERS actuaries. The Municipal Bond Index Rate is used in the determination of the SEIR for both the June 30, 2020 and the June 30, 2021 total OPEB liability. The Municipal Bond Index rate is the single rate that will generate a present value of benefit payments equal to the sum of the present value determined by the long-term expected rate of return, and the present value determined by discounting those benefits after the date of depletion. The Municipal Bond Index Rate is 1.92% at June 30, 2021 and 2.45% at June 30, 2020.

Sensitivity of the District's Proportionate Share of the Net OPEB Liability to Changes in the Discount Rate and Changes in the Health Care Cost Trend Rates - The net OPEB liability is sensitive to changes in the discount rate and the health care cost trend rate. The following table presents the net OPEB liability, what the net OPEB liability would be if it were calculated using a discount rate that is 1 percentage point lower (1.27%) and higher (3.27%) than the current discount rate (2.27%). Also shown is what the net OPEB liability would be based on health care cost trend rates that are 1 percentage point lower (5.75% decreasing to 3.40%) and higher (7.75% decreasing to 5.40%) than the current rate (6.75% decreasing to 4.40%).

**URBANA CITY SCHOOL DISTRICT
CHAMPAIGN COUNTY, OHIO**

NOTES TO THE BASIC FINANCIAL STATEMENTS
FOR THE FISCAL YEAR ENDED JUNE 30, 2022
(Continued)

NOTE 10 - DEFINED BENEFIT OPEB PLANS - (Continued)

	1% Decrease	Current Discount Rate	1% Increase
District's proportionate share of the net OPEB liability	\$ 1,900,552	\$ 1,533,790	\$ 1,240,795

	1% Decrease	Current Trend Rate	1% Increase
District's proportionate share of the net OPEB liability	\$ 1,180,893	\$ 1,533,790	\$ 2,005,153

Actuarial Assumptions - STRS

Key methods and assumptions used in the latest actuarial valuation, reflecting experience study results used in the June 30, 2021, actuarial valuation, compared with June 30, 2020, are presented below:

	June 30, 2021		June 30, 2020	
Projected salary increases	12.50% at age 20 to 2.50% at age 65		12.50% at age 20 to 2.50% at age 65	
Investment rate of return	7.00%, net of investment expenses, including inflation		7.45%, net of investment expenses, including inflation	
Payroll increases	3.00%		3.00%	
Discount rate of return	7.00%		7.45%	
Health care cost trends				
	Initial	Ultimate	Initial	Ultimate
Medical				
Pre-Medicare	5.00%	4.00%	5.00%	4.00%
Medicare	-16.18%	4.00%	-6.69%	4.00%
Prescription Drug				
Pre-Medicare	6.50%	4.00%	6.50%	4.00%
Medicare	29.98%	4.00%	11.87%	4.00%

Projections of benefits include the historical pattern of sharing benefit costs between the employers and retired plan members.

For healthy retirees the mortality rates are based on the RP-2014 Annuitant Mortality Tables with 50% of rates through age 69, 70% of rates between ages 70 and 79, 90% of rates between ages 80 and 84, and 100% of rates thereafter, projected forward generationally using mortality improvement scale MP-2016. For disabled retirees, mortality rates are based on the RP-2014 Disabled Mortality Tables with 90% of rates for males and 100% of rates for females, projected forward generationally using mortality improvement scale MP-2016.

Actuarial assumptions used in the June 30, 2021 valuation are based on the results of an actuarial experience study for the period July 1, 2011 through June 30, 2016.

Assumption Changes Since the Prior Measurement Date - The discount rate was adjusted to 7.00% from 7.45% for the June 30, 2021 valuation.

**URBANA CITY SCHOOL DISTRICT
CHAMPAIGN COUNTY, OHIO**

NOTES TO THE BASIC FINANCIAL STATEMENTS
FOR THE FISCAL YEAR ENDED JUNE 30, 2022
(Continued)

NOTE 10 - DEFINED BENEFIT OPEB PLANS - (Continued)

Benefit Term Changes Since the Prior Measurement Date - The non-Medicare subsidy percentage was increased effective January 1, 2022 from 2.055% to 2.100%. The non-Medicare frozen subsidy base premium was increased effective January 1, 2022. The Medicare Part D subsidy was updated to reflect it is expected to be negative in CY2022. The Part B monthly reimbursement elimination date was postponed indefinitely.

STRS' investment consultant develops an estimate range for the investment return assumption based on the target allocation adopted by the Retirement Board. The target allocation and long-term expected rate of return for each major asset class are summarized as follows:

Asset Class	Target Allocation	Long-Term Expected Real Rate of Return *
Domestic Equity	28.00 %	7.35 %
International Equity	23.00	7.55
Alternatives	17.00	7.09
Fixed Income	21.00	3.00
Real Estate	10.00	6.00
Liquidity Reserves	1.00	2.25
Total	<u>100.00 %</u>	

*10-Year annualized geometric nominal returns, which include the real rate of return and inflation of 2.25% and does not include investment expenses. Over a 30-year period, STRS' investment consultant indicates that the above target allocations should generate a return above the actuarial rate of return, without net value added by management.

Discount Rate - The discount rate used to measure the total OPEB liability was 7.00% as of June 30, 2021. The projection of cash flows used to determine the discount rate assumed STRS Ohio continues to allocate no employer contributions to the health care fund. Based on these assumptions, the OPEB plan's fiduciary net position was projected to be available to make all projected future benefit payments to current plan members as of June 30, 2021. Therefore, the long-term expected rate of return on health care fund investments of 7.00% was applied to all periods of projected health care costs to determine the total OPEB liability as of June 30, 2021.

Sensitivity of the District's Proportionate Share of the Net OPEB Asset to Changes in the Discount and Health Care Cost Trend Rate - The following table represents the net OPEB asset as of June 30, 2021, calculated using the current period discount rate assumption of 7.00%, as well as what the net OPEB asset would be if it were calculated using a discount rate that is one percentage point lower (6.00%) or one percentage point higher (8.00%) than the current assumption. Also shown is the net OPEB asset as if it were calculated using health care cost trend rates that are one percentage point lower or one percentage point higher than the current health care cost trend rates.

	1% Decrease	Current Discount Rate	1% Increase
	District's proportionate share of the net OPEB asset	\$ 1,397,105	\$ 1,655,641

	1% Decrease	Current Trend Rate	1% Increase
	District's proportionate share of the net OPEB asset	\$ 1,862,858	\$ 1,655,641

**URBANA CITY SCHOOL DISTRICT
CHAMPAIGN COUNTY, OHIO**

NOTES TO THE BASIC FINANCIAL STATEMENTS
FOR THE FISCAL YEAR ENDED JUNE 30, 2022
(Continued)

NOTE 10 - DEFINED BENEFIT OPEB PLANS - (Continued)

Changes Between the Measurement Date and the Reporting date In February 2022, the Board approved changes to demographic measures that will impact the June 30, 2022 actuarial valuation. The effect on the net OPEB liability is unknown.

NOTE 11 - BUDGETARY BASIS OF ACCOUNTING

While reporting financial position, results of operations, and changes in fund balance on the cash basis, the budgetary basis as provided by law is based upon accounting for certain transactions on a basis of cash receipts, disbursements and encumbrances.

The statement of receipts, disbursements and changes in fund balance - budget and actual (budgetary basis) presented for the general fund is presented on the budgetary basis to provide a meaningful comparison of actual results with the budget. The major differences between the budgetary basis and the cash basis are that:

- (a) In order to determine compliance with Ohio law, and to reserve that portion of the applicable appropriation, total outstanding encumbrances (budgetary basis) are recorded as the equivalent of an expenditure, as opposed to assigned or committed fund balance for that portion of outstanding encumbrances (cash basis); and,
- (b) Some funds are included in the general fund (cash basis), but have separate legally adopted budgets (budgetary basis).

The adjustments necessary to convert the results of operations for the year on the budgetary basis to the cash basis for the general fund is as follows:

	Net Change in Fund Balance
	<u>General fund</u>
Budgetary basis	\$ (364,878)
Funds budgeted elsewhere	(1,825)
Adjustment for encumbrances	<u>218,594</u>
Cash basis	<u>\$ (148,109)</u>

Certain funds that are legally budgeted in separate special revenue funds are considered part of the general fund on a cash basis. This includes the uniform school supplies fund, the unclaimed monies fund, the public school support fund, the academic achievement banquet fund and the termination benefits fund.

NOTE 12 - CONTINGENCIES

A. Grants

The District receives significant financial assistance from numerous federal, State and local agencies in the form of grants. The disbursement of funds received under these programs generally requires compliance with terms and conditions specified in the grant agreements and are subject to audit by the grantor agencies. Any disallowed claims resulting from such audits could become a liability of the District. However, in the opinion of management, any such disallowed claims will not have a material effect on the financial position of the District.

B. Litigation

The District is not party to legal proceedings that would have a material effect, if any, on the financial condition of the District.

**URBANA CITY SCHOOL DISTRICT
CHAMPAIGN COUNTY, OHIO**

NOTES TO THE BASIC FINANCIAL STATEMENTS
FOR THE FISCAL YEAR ENDED JUNE 30, 2022
(Continued)

NOTE 12 - CONTINGENCIES - (Continued)

C. Foundation Funding

School District Foundation funding is based on the annualized full-time equivalent (FTE) enrollment of each student. The Ohio Department of Education (ODE) is legislatively required to adjust/reconcile funding as enrollment information is updated by schools throughout the state. As of the date of this report, the net impact of adjustments for fiscal year 2022 resulted in a receivable from ODE in the amount of \$7,837. This amount is not recorded in the financial statements.

NOTE 13 - SET-ASIDES

The District is required by State law to annually set-aside certain general fund revenue amounts, as defined by statutory formula, for the acquisition and construction of capital improvements. Amounts not spent by the end of the fiscal year or offset by similarly restricted resources received during the year must be held in cash at fiscal year-end. This amount must be carried forward to be used for the same purpose in future years. Expenditures exceeding the set-aside requirement may not be carried forward to the next fiscal year.

The following cash-basis information describes the change in the fiscal year-end set-aside amount for capital improvements. Disclosure of this information is required by State statute.

	<u>Capital Improvements</u>
Set-aside balance June 30, 2021	\$ -
Current year set-aside requirement	326,505
Current year offsets	<u>(382,469)</u>
Total	<u>\$ (55,964)</u>
Balance carried forward to fiscal year 2023	<u>\$ -</u>
Set-aside balance June 30, 2022	<u>\$ -</u>

Although the District had offsets during the fiscal year that reduced the set-aside amount to below zero for the capital improvements set-aside, this amount may not be used to reduce the set-aside requirement for future fiscal years. The negative balance is therefore not presented as being carried forward to future fiscal years.

In addition to the above statutory set-aside, the District also has \$748 in monies restricted for school bus purchases. This amount is shown as a restricted asset and restricted fund balance in the general fund since allowable expenditures are restricted by State statute.

**URBANA CITY SCHOOL DISTRICT
CHAMPAIGN COUNTY, OHIO**

NOTES TO THE BASIC FINANCIAL STATEMENTS
FOR THE FISCAL YEAR ENDED JUNE 30, 2022
(Continued)

NOTE 14 - OTHER COMMITMENTS

The District utilizes encumbrance accounting as part of its budgetary controls. Encumbrances outstanding at year end may be reported as part of restricted, committed, or assigned classifications of fund balance. At year end, the District's commitments for encumbrances in the governmental funds were as follows:

Fund	Year-End Encumbrances
General fund	\$ 218,980
Classroom facilities fund	597,347
Nonmajor governmental funds	151,983
Total	\$ 968,310

NOTE 15 - TAX ABATEMENTS ENTERED INTO BY OTHER GOVERNMENTS

Champaign County was part of multiple Enterprise Zone tax abatement agreements with local businesses. Enterprise zones are designated areas of land in which businesses can receive tax incentives in the form of tax exemptions on eligible new investment. The Enterprise Zone Program provides tax exemptions for a portion of the value of new real property when the investment is made in conjunction with a project that includes job creation or job retention. These tax abatements reduce assessed value by a percentage agreed upon by all parties that authorize these types of agreements. The agreements affect the property tax receipts collected and distributed to the District. Under the agreements, the District's property taxes were reduced by \$103,640 during fiscal year 2022.

Champaign County entered into property tax abatement agreements with property owners under The Ohio Community Reinvestment Area ("CRA") program. The CRA program is a direct incentive tax exemption program benefiting property owners who renovate or construct new buildings. Under this program, the County designated areas to encourage revitalization of the existing housing stock and the development of new structures. The agreements affect the property tax receipts collected and distributed to the District. Under the agreements, the District's property taxes were reduced by \$322,090 during fiscal year 2022.

NOTE 16 - COVID-19

The United States and the State of Ohio declared a state of emergency in March of 2020 due to the COVID-19 pandemic. Ohio's state of emergency ended in June of 2021 while the national state of emergency continues. During fiscal year 2022, the District received funding through the Coronavirus Aid, Relief, and Economic Security (CARES) Act and through the Consolidated Appropriations Act, 2021, passed by Congress on December 2021 and/or the American Rescue Plan Act, passed by Congress on March 11, 2021. The financial impact of COVID-19 and the continuing recovery measures may impact subsequent periods of the District. The impact on the District's future operating costs, revenues, and additional recovery from funding, either federal or state, cannot be estimated.

**URBANA CITY SCHOOL DISTRICT
CHAMPAIGN COUNTY**

**SCHEDULE OF EXPENDITURES OF FEDERAL AWARDS
FOR THE FISCAL YEAR ENDED JUNE 30, 2022**

FEDERAL GRANTOR Pass Through Grantor Program / Cluster Title	Federal AL Number	Pass Through Entity Identifying Number	(1) Total Federal Expenditures
U.S. DEPARTMENT OF AGRICULTURE			
<i>Passed Through Ohio Department of Education</i>			
COVID-19 Pandemic EBT Administrative Costs	10.649	N/A	\$ 3,063
Child Nutrition Cluster:			
School Breakfast Program:	10.553	N/A	345,797
National School Lunch Program:			
Cash Assistance:			
National School Lunch Program	10.555	N/A	642,609
Noncash Assistance:			
National School Lunch Program	10.555	N/A	73,936
Total National School Lunch Program			<u>716,545</u>
COVID-19 Special Milk Program for Children	10.556	N/A	94,166
Summer Food Service Program for Children	10.559	N/A	57,050
Total Child Nutrition Cluster			<u>1,213,558</u>
Total U.S. Department of Agriculture			<u>1,216,621</u>
U.S. DEPARTMENT OF THE TREASURY			
<i>Passed Through Ohio Department of Education</i>			
COVID-19 Coronavirus Relief Fund	21.019	N/A	6,937
Total U.S. Department of Treasury			<u>6,937</u>
U.S. FEDERAL COMMUNICATIONS COMMISSION			
<i>Direct Assistance</i>			
COVID-19 Emergency Connectivity Fund Program	32.009	N/A	93,492
Total U.S. Federal Communications Commission			<u>93,492</u>
U.S. DEPARTMENT OF EDUCATION			
<i>Passed Through Ohio Department of Education</i>			
Title I Grants to Local Educational Agencies	84.010	N/A	499,940
Special Education Cluster (IDEA)			
Special Education Grants to States	84.027	N/A	489,749
Special Education Preschool Grants	84.173	N/A	27,998
Total Special Education Cluster (IDEA)			<u>517,747</u>
Supporting Effective Instruction State Grants (formerly Improving Teacher Quality State Grants)	84.367	N/A	33,682
Student Support and Academic Enrichment Program	84.424	N/A	28,132
COVID-19 Education Stabilization Fund:			
COVID-19 Education Stabilization Fund	84.425D	N/A	696,468
COVID-19 Education Stabilization Fund	84.425U	N/A	77,578
Total COVID-19 Education Stabilization Fund			<u>774,046</u>
Total U.S. Department of Education			<u>1,853,547</u>
Total Expenditures of Federal Awards			<u>\$ 3,170,597</u>

(1) There were no amounts passed through to subrecipients

The accompanying notes are an integral part of this schedule.

**URBANA CITY SCHOOL DISTRICT
CHAMPAIGN COUNTY**

**NOTES TO THE SCHEDULE OF EXPENDITURES OF FEDERAL AWARDS
2 CFR 200.510(b)(6)
FOR THE FISCAL YEAR ENDED JUNE 30, 2022**

NOTE A – BASIS OF PRESENTATION

The accompanying Schedule of Expenditures of Federal Awards (the Schedule) includes the federal award activity of Urbana City School District (the District) under programs of the federal government for the fiscal year ended June 30, 2022. The information on this Schedule is prepared in accordance with the requirements of Title 2 U.S. Code of Federal Regulations Part 200, *Uniform Administrative Requirements, Cost Principles, and Audit Requirements for Federal Awards* (Uniform Guidance). Because the Schedule presents only a selected portion of the operations of the District, it is not intended to and does not present the financial position or change in net position of the District.

NOTE B – SUMMARY OF SIGNIFICANT ACCOUNTING POLICIES

Expenditures reported on the Schedule are reported on the cash basis of accounting. Such expenditures are recognized following the cost principles contained in Uniform Guidance wherein certain types of expenditures may or may not be allowable or may be limited as to reimbursement.

NOTE C – INDIRECT COST RATE

The District has elected not to use the 10-percent de minimis indirect cost rate as allowed under the Uniform Guidance.

NOTE D - SUBRECIPIENTS

The District did not provide funds to subrecipients during the fiscal year.

NOTE E - CHILD NUTRITION CLUSTER

The District commingles cash receipts from the U.S. Department of Agriculture with similar State grants. When reporting expenditures on this Schedule, the District assumes it expends federal monies first.

NOTE F – FOOD DONATION PROGRAM

The District reports commodities consumed on the Schedule at the entitlement value. The District allocated donated food commodities to the program that benefitted from the use of those donated food commodities.

NOTE G - TRANSFERS BETWEEN PROGRAM YEARS

Federal regulations require schools to obligate certain federal awards by June 30. However, with Ohio Department of Education’s consent, schools can transfer unobligated amounts to the subsequent fiscal year’s program. The District transferred the following amounts from 2022 to 2023 programs:

Program Title	Assistance Listing Number	Amount Transferred
Title I Grants to Local Educational Agencies	84.010	\$ 161,925
Title I Grants to Local Educational Agencies (Supplemental School Improvement)	84.010	184,800
Supporting Effective Instruction State Grants (formerly Improving Teacher Quality State Grants)	84.367	157,701
Student Support and Academic Enrichment Program	84.424	15,083
Title I Grants to Local Educational Agencies (Expanding Opportunities for Each Child Non-Competitive Grant)	84.010	26,050
COVID-19 Education Stabilization Fund (ESSER II)	84.425D	661,538
COVID-19 Education Stabilization Fund (ARP ESSER)	84.425U	3,797,845
COVID-19 Education Stabilization Fund (ARP – Homeless)	84.425W	40,071

OHIO AUDITOR OF STATE KEITH FABER



88 East Broad Street
Columbus, Ohio 43215
ContactUs@ohioauditor.gov
(800) 282-0370

INDEPENDENT AUDITOR'S REPORT ON INTERNAL CONTROL OVER FINANCIAL REPORTING AND ON COMPLIANCE AND OTHER MATTERS REQUIRED BY GOVERNMENT AUDITING STANDARDS

Urbana City School District
Champaign County
711 Wood Street
Urbana, Ohio 43078

To the Board of Education:

We have audited, in accordance with the auditing standards generally accepted in the United States of America and the standards applicable to financial audits contained in *Government Auditing Standards* issued by the Comptroller General of the United States (*Government Auditing Standards*), the cash-basis financial statements of the governmental activities, each major fund, and the aggregate remaining fund information of the Urbana City School District, Champaign County, (the District) as of and for the fiscal year ended June 30, 2022, and the related notes to the financial statements, which collectively comprise the District's basic financial statements and have issued our report thereon dated March 23, 2023, wherein we noted the District uses a special purpose framework other than generally accepted accounting principles. We also noted the financial impact of COVID-19 and the continuing recovery measures may impact subsequent periods of the District.

Report on Internal Control Over Financial Reporting

In planning and performing our audit of the financial statements, we considered the District's internal control over financial reporting (internal control) as a basis for designing audit procedures that are appropriate in the circumstances for the purpose of expressing our opinions on the financial statements, but not for the purpose of expressing an opinion on the effectiveness of the District's internal control. Accordingly, we do not express an opinion on the effectiveness of the District's internal control.

A *deficiency in internal control* exists when the design or operation of a control does not allow management or employees, in the normal course of performing their assigned functions, to prevent, or detect and correct misstatements on a timely basis. A *material weakness* is a deficiency, or a combination of deficiencies, in internal control, such that there is a reasonable possibility that a material misstatement of the District's financial statements will not be prevented, or detected and corrected, on a timely basis. A *significant deficiency* is a deficiency, or a combination of deficiencies, in internal control that is less severe than a material weakness, yet important enough to merit attention by those charged with governance.

Our consideration of internal control was for the limited purpose described in the first paragraph of this section and was not designed to identify all deficiencies in internal control that might be material weaknesses or significant deficiencies. Given these limitations, during our audit we did not identify any deficiencies in internal control that we consider to be material weaknesses. However, material weaknesses or significant deficiencies may exist that were not identified.

Report on Compliance and Other Matters

As part of obtaining reasonable assurance about whether the District's financial statements are free from material misstatement, we performed tests of its compliance with certain provisions of laws, regulations, contracts, and grant agreements, noncompliance with which could have a direct and material effect on the financial statements. However, providing an opinion on compliance with those provisions was not an objective of our audit and accordingly, we do not express such an opinion. The results of our tests disclosed an instance of noncompliance or other matter that is required to be reported under *Government Auditing Standards* and which is described in the accompanying schedule of findings as item 2022-001.

District's Response to Finding

Government Auditing Standards requires the auditor to perform limited procedures on the District's response to the finding identified in our audit and described in the accompanying corrective action plan. The District's response was not subjected to the other auditing procedures applied in the audit of the financial statements and, accordingly, we express no opinion on the response.

Purpose of this Report

The purpose of this report is solely to describe the scope of our testing of internal control and compliance and the results of that testing, and not to provide an opinion on the effectiveness of the District's internal control or on compliance. This report is an integral part of an audit performed in accordance with *Government Auditing Standards* in considering the District's internal control and compliance. Accordingly, this communication is not suitable for any other purpose.



Keith Faber
Auditor of State
Columbus, Ohio

March 23, 2023

OHIO AUDITOR OF STATE KEITH FABER



88 East Broad Street
Columbus, Ohio 43215
ContactUs@ohioauditor.gov
(800) 282-0370

INDEPENDENT AUDITOR'S REPORT ON COMPLIANCE WITH REQUIREMENTS APPLICABLE TO EACH MAJOR FEDERAL PROGRAM AND ON INTERNAL CONTROL OVER COMPLIANCE REQUIRED BY THE UNIFORM GUIDANCE

Urbana City School District
Champaign County
711 Wood Street
Urbana, Ohio 43078

To the Board of Education:

Report on Compliance with Each Major Federal Program

Qualified and Unmodified Opinions

We have audited Urbana City School District's, Champaign County, (District) compliance with the types of compliance requirements identified as subject to audit in the U.S. Office of Management and Budget (OMB) *Compliance Supplement* that could have a direct and material effect on each of Urbana City School District's major federal programs for the fiscal year ended June 30, 2022. Urbana City School District's major federal programs are identified in the *Summary of Auditor's Results* section of the accompanying schedule of findings.

Qualified Opinion on Child Nutrition Cluster

In our opinion, except for the noncompliance described in the *Basis for Qualified and Unmodified Opinions* section of our report, Urbana City School District complied, in all material respects, with the compliance requirements referred to above that could have a direct and material effect on the Child Nutrition Cluster for the fiscal year ended June 30, 2022.

Unmodified Opinion on the Other Major Federal Program

In our opinion, Urbana City School District complied, in all material respects, with the compliance requirements referred to above that could have a direct and material effect on its other major federal program identified in the *Summary of Auditor's Results* section of the accompanying schedule of findings for the fiscal year ended June 30, 2022.

Basis for Qualified and Unmodified Opinions

We conducted our audit of compliance in accordance with auditing standards generally accepted in the United States of America (GAAS); the standards applicable to financial audits contained in *Government Auditing Standards* issued by the Comptroller General of the United States (*Government Auditing Standards*); and the audit requirements of Title 2 U.S. *Code of Federal Regulations* Part 200, *Uniform Administrative Requirements, Cost Principles, and Audit Requirements for Federal Awards* (Uniform Guidance). Our responsibilities under those standards and the Uniform Guidance are further described in the *Auditor's Responsibilities for the Audit of Compliance* section of our report.

We are required to be independent of the District and to meet our other ethical responsibilities, in accordance with relevant ethical requirements relating to our audit. We believe that the audit evidence we have obtained is sufficient and appropriate to provide a basis for our qualified and unmodified opinions on compliance for each major federal program. Our audit does not provide a legal determination of the District's compliance with the compliance requirements referred to above.

Matter Giving Rise to Qualified Opinion on Child Nutrition Cluster

As described in finding 2022-002 in the accompanying schedule of findings, the District did not comply with requirements regarding Reporting applicable to its Child Nutrition Cluster major federal program.

Compliance with such requirements is necessary, in our opinion, for the District to comply with requirements applicable to that program.

Responsibilities of Management for Compliance

The District's Management is responsible for compliance with the requirements referred to above and for the design, implementation, and maintenance of effective internal control over compliance with the requirements of laws, statutes, regulations, rules, and provisions of contracts or grant agreements applicable to the District's federal programs.

Auditor's Responsibilities for the Audit of Compliance

Our objectives are to obtain reasonable assurance about whether material noncompliance with the compliance requirements referred to above occurred, whether due to fraud or error, and express an opinion on the District's compliance based on our audit. Reasonable assurance is a high level of assurance but is not absolute assurance and therefore is not a guarantee that an audit conducted in accordance with GAAS, *Government Auditing Standards*, and the Uniform Guidance will always detect material noncompliance when it exists. The risk of not detecting material noncompliance resulting from fraud is higher than for that resulting from error, as fraud may involve collusion, forgery, intentional omissions, misrepresentations, or the override of internal control. Noncompliance with the compliance requirements referred to above is considered material, if there is a substantial likelihood that, individually or in the aggregate, it would influence the judgment made by a reasonable user of the report on compliance about the District's compliance with the requirements of each major federal program as a whole.

In performing an audit in accordance with GAAS, *Government Auditing Standards*, and the Uniform Guidance, we:

- exercise professional judgment and maintain professional skepticism throughout the audit.
- identify and assess the risks of material noncompliance, whether due to fraud or error, and design and perform audit procedures responsive to those risks. Such procedures include examining, on a test basis, evidence regarding the District's compliance with the compliance requirements referred to above and performing such other procedures as we considered necessary in the circumstances.
- obtain an understanding of the District's internal control over compliance relevant to the audit in order to design audit procedures that are appropriate in the circumstances and to test and report on internal control over compliance in accordance with the Uniform Guidance, but not for the purpose of expressing an opinion on the effectiveness of the District's internal control over compliance. Accordingly, no such opinion is expressed.

We are required to communicate with those charged with governance regarding, among other matters, the planned scope and timing of the audit and any significant deficiencies and material weaknesses in internal control over compliance that we identified during the audit.

Government Auditing Standards requires the auditor to perform limited procedures on the District's response to the noncompliance finding identified in our compliance audit described in the accompanying corrective action plan. The District's response was not subjected to the other auditing procedures applied in the audit of compliance and, accordingly, we express no opinion on the response.

Report on Internal Control Over Compliance

Our consideration of internal control over compliance was for the limited purpose described in the *Auditor's Responsibilities for the Audit of Compliance* section above and was not designed to identify all deficiencies in internal control over compliance that might be material weaknesses or significant deficiencies in internal control over compliance and therefore, material weaknesses or significant deficiencies may exist that were not identified. However, as discussed below, we did identify a certain deficiency in internal control over compliance that we consider to be a material weakness.

A deficiency in internal control over compliance exists when the design or operation of a control over compliance does not allow management or employees, in the normal course of performing their assigned functions, to prevent, or detect and correct, noncompliance with a type of compliance requirement of a federal program on a timely basis. *A material weakness in internal control over compliance* is a deficiency, or combination of deficiencies, in internal control over compliance, such that there is a reasonable possibility that material noncompliance with a type of compliance requirement of a federal program will not be prevented, or detected and corrected, on a timely basis. *A significant deficiency in internal control over compliance* is a deficiency, or a combination of deficiencies, in internal control over compliance with a type of compliance requirement of a federal program that is less severe than a material weakness in internal control over compliance, yet important enough to merit attention by those charged with governance. We consider the deficiency in internal control over compliance described in the accompanying schedule of findings as item 2022-002, to be a material weakness.

Our audit was not designed for the purpose of expressing an opinion on the effectiveness of internal control over compliance. Accordingly, no such opinion is expressed.

Government Auditing Standards requires the auditor to perform limited procedures on the District's response to the internal control over compliance finding identified in our audit described in the accompanying corrective action plan. The District's response was not subjected to the other auditing procedures applied in the audit of compliance and, accordingly, we express no opinion on the response.

The purpose of this report on internal control over compliance is solely to describe the scope of our testing of internal control over compliance and the results of this testing based on the requirements of the Uniform Guidance. Accordingly, this report is not suitable for any other purpose.



Keith Faber
Auditor of State
Columbus, Ohio

March 23, 2023

This page intentionally left blank.

**URBANA CITY SCHOOL DISTRICT
CHAMPAIGN COUNTY**

**SCHEDULE OF FINDINGS
2 CFR § 200.515
JUNE 30, 2022**

1. SUMMARY OF AUDITOR'S RESULTS

(d)(1)(i)	Type of Financial Statement Opinion	Unmodified
(d)(1)(ii)	Were there any material weaknesses in internal control reported at the financial statement level (GAGAS)?	No
(d)(1)(ii)	Were there any significant deficiencies in internal control reported at the financial statement level (GAGAS)?	No
(d)(1)(iii)	Was there any reported material noncompliance at the financial statement level (GAGAS)?	Yes
(d)(1)(iv)	Were there any material weaknesses in internal control reported for major federal programs?	Yes
(d)(1)(iv)	Were there any significant deficiencies in internal control reported for major federal programs?	No
(d)(1)(v)	Type of Major Programs' Compliance Opinion	Qualified for Child Nutrition Cluster Unmodified for COVID-19 Education Stabilization Fund
(d)(1)(vi)	Are there any reportable findings under 2 CFR § 200.516(a)?	Yes
(d)(1)(vii)	Major Programs (list):	Child Nutrition Cluster COVID-19 Education Stabilization Fund (AL #84.425)
(d)(1)(viii)	Dollar Threshold: Type A/B Programs	Type A: > \$ 750,000 Type B: all others
(d)(1)(ix)	Low Risk Auditee under 2 CFR § 200.520?	No

**2. FINDINGS RELATED TO THE FINANCIAL STATEMENTS
REQUIRED TO BE REPORTED IN ACCORDANCE WITH GAGAS**

FINDING NUMBER 2022-001

Noncompliance

Ohio Rev. Code §117.38 provides that each public office shall file a financial report for each fiscal year. The Auditor of State may prescribe forms by rule or may issue guidelines, or both, for such reports. If the Auditor of State has not prescribed a rule regarding the form for the report, the public office shall submit its report on the form utilized by the public office.

**FINDING NUMBER 2022-001
 (Continued)**

Ohio Admin. Code 117-2-03(B), which further clarifies the requirements of Ohio Rev. Code § 117.38, requires the District to file annual financial reports which are prepared using generally accepted accounting principles (GAAP).

The District prepared financial statements that, although formatted similar to financial statements prescribed by the Governmental Accounting Standards Board, report on the cash basis of accounting rather than GAAP. The accompanying financial statements and notes omit certain assets, liabilities, deferred inflows/outflows of resources, fund equities/net position, and disclosures that, while presumed material, cannot be determined at this time.

Pursuant to Ohio Rev. Code § 117.38 the District may be fined and subject to various other administrative remedies for its failure to file the required financial report. Failure to report on a GAAP basis compromises the District's ability to evaluate and monitor the overall financial condition of the District. To help provide the users with more meaningful financial statements, the District should prepare its annual financial statements according to generally accepted accounting principles.

Officials' Response

See corrective action plan on page 71.

3. FINDINGS AND QUESTIONED COSTS FOR FEDERAL AWARDS
--

Nutrition Cluster – Reporting

Finding Number:	2022-002
Assistance Listing Number and Title:	AL #10.553/10.555/10.556/10.559 Child Nutrition Cluster
Federal Award Identification Number / Year:	2022
Federal Agency:	US Department of Agriculture
Compliance Requirement:	Reporting
Pass-Through Entity:	Ohio Department of Education
Repeat Finding from Prior Audit?	No

Noncompliance and Material Weakness

2 CFR § 400 gives regulatory effect to the Department of Agriculture for **2 CFR § 200.305(b)** which requires that for non-Federal entities other than states, payments methods must minimize the time elapsing between the transfer of funds from the United States Treasury or the pass-through entity and the disbursement by the non-Federal entity whether the payment is made by electronic funds transfer, or issuance or redemption of checks, warrants, or payment by other means.

2 CFR § 200.305(b)(3) states reimbursement is the preferred method when the requirements in this paragraph (b) cannot be met, when the Federal awarding agency sets a specific condition per **§200.208**, or when the non-Federal entity requests payment by reimbursement or when the non-Federal entity requests payment by reimbursement.

FINDING NUMBER 2022-002
(Continued)

7 CFR § 210 relates to the implementation of the National School Lunch Program where the Department provides States with general and special cash assistance and donations of foods acquired by the Department to be used to assist schools in serving nutritious lunches to children each school day. **7 CFR § 210.7(c)** states to be entitled to reimbursement under this part, each school food authority shall ensure that Claims for Reimbursement are limited to the number of free, reduced price and paid lunches and meal supplements that are served to children eligible for free, reduced price and paid lunches and meal supplements, respectively, for each day of operation. Claims for reimbursement should be based on lunch counts, taken daily at the point of service, which correctly identify the number of free, reduced price and paid lunches served to eligible children. Each school food authority should correctly record, consolidate, and report those lunch and supplement counts on the Claim for Reimbursement.


The District completed the required site claim forms; however, due to lack of controls over review of the forms for accuracy, the January 2022 site claim form was overstated by 15 meals. The site claim form was used for federal reimbursement to the District and thus resulted in more reimbursements (\$68) than the District was entitled to based on free, reduced, and paid lunches.

Failure to properly report meals for reimbursement can result in loss of revenue, excess reimbursements, and/or federal questioned costs. The District should establish and implement procedures to verify the accuracy of reimbursement site claim forms.

Officials' Response

See corrective action plan on page 71.

This page intentionally left blank.



Urbana City Schools

Dedicated to Excellence

711 Wood Street – Urbana, Ohio 43078

937/653-1402 – 937/652-3845 Fax

www.urbanacityschools.org

*Charles Thiel
Superintendent*

*Mandy Hildebrand
Treasurer*


**SUMMARY SCHEDULE OF PRIOR AUDIT FINDINGS
2 CFR 200.511(b)
JUNE 30, 2022**

Finding Number	Finding Summary	Status	Additional Information
2021-001	Ohio Rev. Code §117.38 and Ohio Admin. Code §117-2-03(B) – Failure to file the annual financial report according to generally accepted accounting principles (GAAP)	Not Corrected	Repeated as 2022-001 The Urbana City School District Board of Education understands that the Ohio Revised Code requires the District’s financial statements to be prepared in accordance with GAAP; however, an exception has been implemented by the State Auditor for issuance of an unmodified opinion if GAAP look-alike financial statements have been prepared by the District. Due to cost of the conversion, increased audit cost, and cost of employee resources, the Board feels money that would otherwise be spent on conversion to GAAP is better used to educate the students of Urbana City School District. In addition, federal security laws do not require GAAP financial statements, and specifically, SEC Rule 15c2-12 relating to continuing disclosure on outstanding debt (which applies to the District) does not require GAAP financial statements.

Board of Education: – Jim Arter – Jan Engle – Sarah Finch – Amy Paul – Darrell Thomas

AN EQUAL OPPORTUNITY/AFFIRMATIVE ACTION EMPLOYER

This page intentionally left blank.



Urbana City Schools

Dedicated to Excellence

711 Wood Street – Urbana, Ohio 43078

937/653-1402 – 937/652-3845 Fax

www.urbanacityschools.org

*Charles Thiel
Superintendent*

*Mandy Hildebrand
Treasurer*

CORRECTIVE ACTION PLAN

2 CFR § 200.511(c)

June 30, 2022

Finding Number: 2022-001

Planned Corrective Action: The Urbana City School District Board of Education understands that the Ohio Revised Code requires the District's financial statements to be prepared in accordance with GAAP; however, an exception has been implemented by the State Auditor for issuance of an unmodified opinion if GAAP look-alike financial statements have been prepared by the District. Due to cost of the conversion, increased audit cost, and cost of employee resources, the Board feels money that would otherwise be spent on conversion to GAAP is better used to educate the students of Urbana City School District. In addition, federal security laws do not require GAAP financial statements, and specifically, SEC Rule 15c2-12 relating to continuing disclosure on outstanding debt (which applies to the District) does not require GAAP financial statements.

Anticipated Completion Date: N/A

Responsible Contact Person: Mandy Hildebrand, Treasurer

Finding Number: 2022-002

Planned Corrective Action: If the district is required to return to tally sheets for the calculation of site claim forms, more stringent reviews will be put into place between the tally sheets and the entering of the site claim form data. The 2021 – 2022 school year had special procedures in place due to the ongoing pandemic.

Anticipated Completion Date: March 16, 2023

Responsible Contact Person: Mandy Hildebrand, Treasurer

Board of Education: – Jim Arter – Jan Engle – Sarah Finch – Amy Paul – Darrell Thomas

OHIO AUDITOR OF STATE KEITH FABER



URBANA CITY SCHOOL DISTRICT

CHAMPAIGN COUNTY

AUDITOR OF STATE OF OHIO CERTIFICATION

This is a true and correct copy of the report, which is required to be filed pursuant to Section 117.26, Revised Code, and which is filed in the Office of the Ohio Auditor of State in Columbus, Ohio.



Certified for Release 5/4/2023

88 East Broad Street, Columbus, Ohio 43215
Phone: 614-466-4514 or 800-282-0370

This report is a matter of public record and is available online at
www.ohioauditor.gov