

**TRUMBULL COUNTY
EDUCATIONAL SERVICE CENTER
TRUMBULL COUNTY, OHIO**

AUDIT REPORT

**FOR THE FISCAL YEAR
ENDED JUNE 30, 2022**

Zupka & Associates
Certified Public Accountants

OHIO AUDITOR OF STATE
KEITH FABER



88 East Broad Street
Columbus, Ohio 43215
IPARreport@ohioauditor.gov
(800) 282-0370

Governing Board
Trumbull County Educational Service Center
6000 Youngstown Warren Road
Niles, Ohio 44446

We have reviewed the *Independent Auditor's Report* of the Trumbull County Educational Service Center, Trumbull County, prepared by Zupka & Associates, for the audit period July 1, 2021 through June 30, 2022. Based upon this review, we have accepted these reports in lieu of the audit required by Section 117.11, Revised Code. The Auditor of State did not audit the accompanying financial statements and, accordingly, we are unable to express, and do not express an opinion on them.

Our review was made in reference to the applicable sections of legislative criteria, as reflected by the Ohio Constitution, and the Revised Code, policies, procedures and guidelines of the Auditor of State, regulations and grant requirements. The Trumbull County Educational Service Center is responsible for compliance with these laws and regulations.

A handwritten signature in black ink that reads "Keith Faber".

Keith Faber
Auditor of State
Columbus, Ohio

March 20, 2023

This page intentionally left blank.

**TRUMBULL COUNTY EDUCATIONAL SERVICE CENTER
TRUMBULL COUNTY, OHIO
AUDIT REPORT
FOR THE FISCAL YEAR ENDED JUNE 30, 2022**

TABLE OF CONTENTS

	<u>PAGE</u>
Independent Auditor’s Report	1-3
Management’s Discussion and Analysis	5-14
Basic Financial Statements:	
Statement of Net Position	15
Statement of Activities	16
Balance Sheet – Governmental Funds	17
Reconciliation of Total Governmental Fund Balances to Net Position of Governmental Activities	18
Statement of Revenues, Expenditures and Changes in Fund Balances – Governmental Funds	19
Reconciliation of the Statement of Revenues, Expenditures and Changes in Fund Balances of Governmental Funds to the Statement of Activities	20
Statement of Fiduciary Net Position – Fiduciary Funds	21
Statement of Changes in Fiduciary Net Position – Fiduciary Funds	22
Notes to the Basic Financial Statements	23-58
Required Supplementary Information:	
Schedule of the Center’s Proportionate Share of the Net Pension Liability – School Employees Retirement System (SERS) of Ohio – Last Nine Fiscal Years	60-61
State Teachers Retirement System (STRS) of Ohio – Last Nine Fiscal Years	62-63
Schedule of Center Pension Contributions – School Employees Retirement System (SERS) of Ohio – Last Ten Fiscal Years	64-65
State Teachers Retirement System (STRS) of Ohio – Last Ten Fiscal Years	66-67
Schedule of the Center’s Proportionate Share of the Net OPEB Liability – School Employees Retirement System (SERS) of Ohio Last Six Fiscal Years	68-69
Schedule of the Center’s Proportionate Share of the Net OPEB Liability/Asset - State Teachers Retirement System (STRS) of Ohio Last Six Fiscal Years	70-71
Schedule of Center OPEB Contributions - School Employees Retirement System (SERS) of Ohio Last Ten Fiscal Years	72-73
State Teachers Retirement System (STRS) of Ohio Last Ten Fiscal Years	74-75
Notes to the Required Supplementary Information	76-78
Supplementary Information:	
Schedule of Revenues, Expenditures and Changes in Fund Balance – Budget and Actual (Non-GAAP Budgetary Basis) – General Fund	79
Notes to the Supplementary Information	80-81
Independent Auditor’s Report on Internal Control over Financial Reporting and on Compliance and Other Matters Based on an Audit of Financial Statements Performed in Accordance with <i>Government Auditing Standards</i>	82-83
Schedule of Prior Audit Findings and Recommendations	84

This page intentionally left blank.

INDEPENDENT AUDITOR'S REPORT

Trumbull County Educational Service Center
Trumbull County
6000 Youngstown Warren Rd.
Niles, OH 44446-4603

To the Members of the Governing Board:

Report on the Financial Statements

Opinion

We have audited the accompanying financial statements of the governmental activities, each major fund, and the aggregate remaining fund information of the Trumbull County Educational Service Center, Trumbull County, Ohio, (the Center) as of and for the year ended June 30, 2022, and the related notes to the financial statements, which collectively comprise the Center's basic financial statements as listed in the table of contents.

In our opinion, the financial statements referred to above present fairly, in all material respects, the financial position of the governmental activities, each major fund, and the aggregate remaining fund information of the Trumbull County Educational Service Center as of June 30, 2022, and the changes in financial position for the year then ended in accordance with accounting principles generally accepted in the United States of America.

Basis for Opinion

We conducted our audit in accordance with auditing standards generally accepted in the United States of America (GAAS) and the standards applicable to financial audits contained in *Government Auditing Standards (Government Auditing Standards)*, issued by the Comptroller General of the United States. Our responsibilities under those standards are further described in the Auditor's Responsibilities for the Audit of the Financial Statements section of our report. We are required to be independent of the Center, and to meet our other ethical responsibilities, in accordance with the relevant ethical requirements relating to our audit. We believe that the audit evidence we have obtained is sufficient and appropriate to provide a basis for our audit opinion.

Responsibilities of Management for the Financial Statements

Management is responsible for the preparation and fair presentation of the financial statements in accordance with accounting principles generally accepted in the United States of America, and for the design, implementation, and maintenance of internal control relevant to the preparation and fair presentation of financial statements that are free from material misstatement, whether due to fraud or error.

In preparing the financial statements, management is required to evaluate whether there are conditions or events, considered in the aggregate, that raise substantial doubt about the Center's ability to continue as a going concern for twelve months beyond the financial statement date, including any currently known information that may raise substantial doubt shortly thereafter.

Auditor's Responsibilities for the Audit of the Financial Statements

Our objectives are to obtain reasonable assurance about whether the financial statements as a whole are free from material misstatement, whether due to fraud or error, and to issue an auditor's report that includes our opinion. Reasonable assurance is a high level of assurance but is not absolute assurance and therefore is not a guarantee that an audit conducted in accordance with GAAS and *Government Auditing Standards* will always detect a material misstatement when it exists. The risk of not detecting a material misstatement resulting from fraud is higher than for one resulting from error, as fraud may involve collusion, forgery, intentional omissions, misrepresentations, or the override of internal control. Misstatements are considered material if there is a substantial likelihood that, individually or in the aggregate, they would influence the judgment made by a reasonable user based on the financial statements.

In performing an audit in accordance with GAAS and *Government Auditing Standards*, we

- exercise professional judgment and maintain professional skepticism throughout the audit.
- identify and assess the risks of material misstatement of the financial statements, whether due to fraud or error, and design and perform audit procedures responsive to those risks. Such procedures include examining, on a test basis, evidence regarding the amounts and disclosures in the financial statements.
- obtain an understanding of internal control relevant to the audit in order to design audit procedures that are appropriate in the circumstances, but not for the purpose of expressing an opinion on the effectiveness of the Center's internal control. Accordingly, no such opinion is expressed.
- evaluate the appropriateness of accounting policies used and the reasonableness of significant accounting estimates made by management, as well as evaluate the overall presentation of the financial statements.
- conclude whether, in our judgment, there are conditions or events, considered in the aggregate, that raise substantial doubt about the Center's ability to continue as a going concern for a reasonable period of time.

We are required to communicate with those charged with governance regarding, among other matters, the planned scope and timing of the audit, significant audit findings, and certain internal control-related matters that we identified during the audit.

Emphasis of Matter

As discussed in Note 3 to the basic financial statements, the Center adopted new accounting guidance in Governmental Accounting Standards Board (GASB) Statement No. 87, *Leases*. As discussed in Note 15 to the basic financial statements, the financial impact of COVID-19 and the continuing emergency measures may impact subsequent periods of the Center. Our opinion is not modified with respect to these matters.

Required Supplementary Information

Accounting principles generally accepted in the United States of America require that the Management's Discussion and Analysis and Schedules of Net Pension and Postemployment Benefit Liabilities and Pension and Postemployment Benefit Contributions, as listed in the table of contents, be presented to supplement the basic financial statements. Such information is the responsibility of management and, although not a part of the basic financial statements, is required by the Governmental Accounting Standards Board who considers it to be an essential part of financial reporting for placing the basic financial statements in an appropriate operational, economic, or historical context. We have applied certain limited procedures to the required supplementary information in accordance with auditing standards generally accepted in the United States of America, which consisted of inquiries of management about the methods of preparing the information and comparing the information for consistency with management's responses to our inquiries, the basic financial statements, and other knowledge we obtained during our audit of the basic financial statements. We do not express an opinion or provide any assurance on the information because the limited procedures do not provide us with sufficient evidence to express an opinion or provide any assurance.

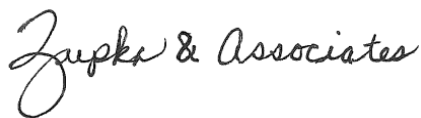
Other Information

We did not subject the Schedule of Revenues, Expenditures, and Changes in Fund Balance - Budget and Actual (Non-GAAP Budgetary Basis) - General Fund to the auditing procedures applied in the audit of the basic financial statements and, accordingly, we express no opinion or any other form of assurance on it.

In connection with our audit of the basic financial statements, our responsibility is to read the other information and consider whether a material inconsistency exists between the other information and the basic financial statements, or the other information otherwise appears to be materially misstated. If, based on the work performed, we conclude that an uncorrected material misstatement of the other information exists, we are required to describe it in our report.

Other Reporting Required by Government Auditing Standards

In accordance with *Government Auditing Standards*, we have also issued our report dated January 27, 2023, on our consideration of the Center's internal control over financial reporting and on our tests of its compliance with certain provisions of laws, regulations, contracts, and grant agreements and other matters. The purpose of that report is solely to describe the scope of our testing of internal control over financial reporting and compliance and the results of that testing, and not to provide an opinion on the effectiveness of the Center's internal control over financial reporting or on compliance. That report is an integral part of an audit performed in accordance with *Government Auditing Standards* in considering the Center's internal control over financial reporting and compliance.



Zupka & Associates
Certified Public Accountants

January 27, 2023

This page intentionally left blank.

**TRUMBULL COUNTY EDUCATIONAL SERVICE CENTER
TRUMBULL COUNTY**

**MANAGEMENT'S DISCUSSION AND ANALYSIS
FOR THE FISCAL YEAR ENDED JUNE 30, 2022**

The management's discussion and analysis of the Trumbull County Educational Service Center's (the Educational Service Center) financial performance provides an overall review of the Educational Service Center's financial activities for the fiscal year ended June 30, 2022. The intent of this discussion and analysis is to look at the Educational Service Center's financial performance as a whole; readers should also review the basic financial statements and the notes to the basic financial statements to enhance their understanding of the Educational Service Center's financial performance.

Financial Highlights

Key financial highlights for fiscal year 2022 are as follows:

- In total, net position of governmental activities increased \$2,199,217 which represents a 14.45% increase from the 2021 net position.
- General revenues accounted for \$1,181,882 in revenue or 5.57% of all revenues. Program specific revenues in the form of charges for services and sales, grants and contributions accounted for \$20,036,998 or 94.43% of total revenues of \$21,218,880.
- The Educational Service Center had \$19,019,663 in expenses related to governmental activities; program revenues, including program specific charges for services, grants or contributions, of \$20,036,998. In addition, the Educational Service Center had general revenues supporting governmental activities (primarily unrestricted grants and entitlements) of \$1,181,882. In total revenues were adequate to provide for these expenses.
- The Educational Service Center's only major governmental fund is the general fund. The general fund had \$19,808,936 in revenues and \$19,991,358 in expenditures. During fiscal year 2022, the general fund's fund balance decreased \$182,422 from \$6,155,876 to \$5,973,454.

Using these Basic Financial Statements

This annual report consists of a series of financial statements and notes to those statements. These statements are organized so the reader can understand the Educational Service Center as a financial whole, an entire operating entity. The statements then proceed to provide an increasingly detailed look at specific financial activities.

The statement of net position and statement of activities provide information about the activities of the whole Educational Service Center, presenting an aggregate view of the Educational Service Center's finances and a longer-term view of those finances. Fund financial statements provide the next level of detail. For governmental funds, these statements tell how services were financed in the short-term as well as what remains for future spending. The fund financial statements also look at the Educational Service Center's most significant funds with all other nonmajor funds presented in total in one column. In the case of the Educational Service Center, the general fund is by far the most significant fund and the only governmental fund reported as a major fund.

Reporting the Educational Service Center as a Whole

Statement of Net Position and the Statement of Activities

While this document contains the large number of funds used by the Educational Service Center to provide programs and activities, the view of the Educational Service Center as a whole looks at all financial transactions and asks the question, "How did we do financially during 2022?" The statement of net position and the statement of activities answer this question. These statements include all assets, deferred outflows, liabilities, deferred inflows, revenues and expenses using the accrual basis of accounting similar to the accounting used by most private-sector companies. This basis of accounting will take into account all of the current year's revenues and expenses regardless of when cash is received or paid.

**TRUMBULL COUNTY EDUCATIONAL SERVICE CENTER
TRUMBULL COUNTY**

MANAGEMENT'S DISCUSSION AND ANALYSIS
FOR THE FISCAL YEAR ENDED JUNE 30, 2022

These two statements report the Educational Service Center's net position and changes in that position. This change in net position is important because it tells the reader that, for the Educational Service Center as a whole, the financial position of the Educational Service Center has improved or diminished. The causes of this change may be the result of many factors, some financial, some not. Non-financial factors include the Educational Service Center's facility conditions, required educational programs and other factors.

In the statement of net position and the statement of activities, the governmental activities include the Educational Service Center's programs and services, including instruction, support services, operations and maintenance and extracurricular activities.

Reporting the Educational Service Center's Most Significant Funds

Fund Financial Statements

The analysis of the Educational Service Center's major governmental funds begins on page 12. Fund financial reports provide detailed information about the Educational Service Center's major funds. The Educational Service Center uses many funds to account for a multitude of financial transactions. However, these fund financial statements focus on the Educational Service Center's most significant funds. The Educational Service Center's major governmental fund is the general fund.

Governmental Funds

Most of the Educational Service Center's activities are reported in governmental funds, which focus on how money flows into and out of those funds and the balances left at year-end available for spending in future periods. These funds are reported using an accounting method called modified accrual accounting, which measures cash and all other financial assets than can readily be converted to cash. The governmental fund financial statements provide a detailed short-term view of the Educational Service Center's general government operations and the basic services it provides. Governmental fund information helps you determine whether there are more or fewer financial resources that can be spent in the near future to finance educational programs. The relationship (or differences) between governmental activities (reported in the statement of net position and the statement of activities) and governmental funds is reconciled in the basic financial statements.

Reporting the Educational Service Center's Fiduciary Responsibilities

The Educational Service Center acts in a trustee capacity as an agent for individuals. These activities are reported in a custodial fund. All of the Educational Service Center's fiduciary activities are reported in separate statements of fiduciary net position and changes in fiduciary net position. These activities are excluded from the Educational Service Center's other financial statements because the assets cannot be utilized by the Educational Service Center to finance its operations.

Notes to the Basic Financial Statements

The notes provide additional information that is essential to a full understanding of the data provided in the government-wide and fund financial statements.

Required Supplementary Information

In addition to the basic financial statements and accompanying notes, this report also presents certain required supplementary information concerning the Educational Service Center's net pension liability and net OPEB liability/asset.

**TRUMBULL COUNTY EDUCATIONAL SERVICE CENTER
TRUMBULL COUNTY**

MANAGEMENT'S DISCUSSION AND ANALYSIS
FOR THE FISCAL YEAR ENDED JUNE 30, 2022

The Educational Service Center as a Whole

The table below provides a summary of the Educational Service Center's net position at June 30, 2022 and June 30, 2021.

	Net Position	
	Governmental Activities 2022	Restated Governmental Activities 2021
<u>Assets</u>		
Current and other assets	\$ 12,163,145	\$ 11,666,320
Capital assets, net	<u>799,354</u>	<u>1,034,774</u>
Total assets	<u>12,962,499</u>	<u>12,701,094</u>
<u>Deferred Outflows of Resources</u>		
Pension	5,723,000	4,173,009
OPEB	<u>1,175,920</u>	<u>721,502</u>
Total deferred outflows of resources	<u>6,898,920</u>	<u>4,894,511</u>
<u>Liabilities</u>		
Current liabilities	2,976,664	2,871,719
Long-term liabilities:		
Due within one year	277,456	109,291
Due in more than one year:		
Net pension liability	12,938,147	23,517,921
Net OPEB liability	2,060,486	1,934,263
Other amounts	<u>1,119,869</u>	<u>1,522,618</u>
Total liabilities	<u>19,372,622</u>	<u>29,955,812</u>
<u>Deferred Inflows of Resources</u>		
Pension	10,420,472	144,843
OPEB	<u>3,088,783</u>	<u>2,714,625</u>
Total deferred inflows of resources	<u>13,509,255</u>	<u>2,859,468</u>
<u>Net Position</u>		
Net investment in capital assets	152,051	205,558
Restricted	139,364	143,415
Unrestricted (deficit)	<u>(13,311,873)</u>	<u>(15,568,648)</u>
Total net position (deficit)	<u>\$ (13,020,458)</u>	<u>\$ (15,219,675)</u>

The net pension liability (NPL) is the largest single liability reported by the Educational Service Center at June 30, 2022 and is reported pursuant to GASB Statement 68, "Accounting and Financial Reporting for Pensions—an Amendment of GASB Statement 27." The Educational Service Center has adopted GASB Statement 75, "Accounting and Financial Reporting for Postemployment Benefits Other Than Pensions," which significantly revises accounting for costs and liabilities related to other postemployment benefits (OPEB). For reasons discussed below, many end users of this financial statement will gain a clearer understanding of the Educational Service Center's actual financial condition by adding deferred inflows related to pension and OPEB, the net pension liability and the net OPEB liability/asset to the reported net position and subtracting deferred outflows related to pension and OPEB.

**TRUMBULL COUNTY EDUCATIONAL SERVICE CENTER
TRUMBULL COUNTY**

MANAGEMENT'S DISCUSSION AND ANALYSIS
FOR THE FISCAL YEAR ENDED JUNE 30, 2022

Governmental Accounting Standards Board standards are national and apply to all government financial reports prepared in accordance with generally accepted accounting principles. Prior accounting for pensions (GASB 27) and postemployment benefits (GASB 45) focused on a funding approach. This approach limited pension and OPEB costs to contributions annually required by law, which may or may not be sufficient to fully fund each plan's *net pension liability* or *net OPEB liability/asset*. GASB 68 and GASB 75 take an earnings approach to pension and OPEB accounting; however, the nature of Ohio's statewide pension/OPEB plans and state law governing those systems requires additional explanation in order to properly understand the information presented in these statements.

GASB 68 and GASB 75 require the net pension liability and the net OPEB liability/asset to equal the Educational Service Center's proportionate share of each plan's collective:

1. Present value of estimated future pension/OPEB benefits attributable to active and inactive employees' past service.
2. Minus plan assets available to pay these benefits.

GASB notes that pension and OPEB obligations, whether funded or unfunded, are part of the "employment exchange" – that is, the employee is trading his or her labor in exchange for wages, benefits, and the promise of a future pension and other postemployment benefits. GASB noted that the unfunded portion of this promise is a present obligation of the government, part of a bargained-for benefit to the employee, and should accordingly be reported by the government as a liability since they received the benefit of the exchange. However, the Educational Service Center is not responsible for certain key factors affecting the balance of these liabilities. In Ohio, the employee shares the obligation of funding pension benefits with the employer. Both employer and employee contribution rates are capped by State statute. A change in these caps requires action of both Houses of the General Assembly and approval of the Governor. Benefit provisions are also determined by State statute. The Ohio Revised Code permits, but does not require, the retirement systems to provide healthcare to eligible benefit recipients. The retirement systems may allocate a portion of the employer contributions to provide for these OPEB benefits.

The employee enters the employment exchange with the knowledge that the employer's promise is limited not by contract but by law. The employer enters the exchange also knowing that there is a specific, legal limit to its contribution to the retirement system. In Ohio, there is no legal means to enforce the unfunded liability of the pension/OPEB plan *as against the public employer*. State law operates to mitigate/lessen the moral obligation of the public employer to the employee, because all parties enter the employment exchange with notice as to the law. The retirement system is responsible for the administration of the pension and OPEB plans.

Most long-term liabilities have set repayment schedules or, in the case of compensated absences (i.e. sick and vacation leave), are satisfied through paid time-off or termination payments. There is no repayment schedule for the net pension liability or the net OPEB liability/asset. As explained above, changes in benefits, contribution rates, and return on investments affect the balance of these liabilities but are outside the control of the local government. In the event that contributions, investment returns, and other changes are insufficient to keep up with required payments, State statute does not assign/identify the responsible party for the unfunded portion. Due to the unique nature of how the net pension liability and the net OPEB liability/asset are satisfied, these liabilities are separately identified within the long-term liability section of the statement of net position.

In accordance with GASB 68 and GASB 75, the Educational Service Center's statements prepared on an accrual basis of accounting include an annual pension expense and an annual OPEB expense for their proportionate share of each plan's *change* in net pension liability and net OPEB liability/asset, respectively, not accounted for as deferred inflows/outflows.

Over time, net position can serve as a useful indicator of a government's financial position. At June 30, 2022, the Educational Service Center's liabilities and deferred inflows of resources exceeded assets and deferred outflows of resources by \$13,020,458.

At year-end, capital assets represented 6.17% of total assets. Capital assets include furniture, equipment and textbooks, vehicles, and intangible right to use assets. Net investment in capital assets at June 30, 2022, was \$152,051. These capital assets are used to provide services to the students and are not available for future spending. Although the Educational Service Center's investment in capital assets is reported net of related debt, it should be noted that the resources to repay the debt must be provided from other sources, since capital assets may not be used to liquidate these liabilities.

**TRUMBULL COUNTY EDUCATIONAL SERVICE CENTER
TRUMBULL COUNTY**

**MANAGEMENT'S DISCUSSION AND ANALYSIS
FOR THE FISCAL YEAR ENDED JUNE 30, 2022**

A portion of the Educational Service Center's net position, \$139,364 represents resources that are subject to external restriction on how they may be used. The remaining deficit balance of unrestricted net position is \$13,311,873.

The net pension liability decreased \$10,579,774 or 44.99% and deferred inflows of resources related to pension increased \$10,275,629 or 7,094.32%. These changes were the result of changes at the pension system level for the State Teachers Retirement System (STRS) and the School Employees Retirement System (SERS). Net investment income on investments at both pension systems exceeded estimates for the fiscal year 2021 measurement that are used for the fiscal year 2022 reporting which cause a large increase in fiduciary net position.

THIS SPACE INTENTIONALLY LEFT BLANK

**TRUMBULL COUNTY EDUCATIONAL SERVICE CENTER
TRUMBULL COUNTY**

MANAGEMENT'S DISCUSSION AND ANALYSIS
FOR THE FISCAL YEAR ENDED JUNE 30, 2022

The table below shows the change in net position for fiscal year 2022 and 2021.

	Change in Net Position	
	Governmental Activities <u>2022</u>	Governmental Activities <u>2021</u>
<u>Revenues</u>		
Program revenues:		
Charges for services and sales	\$ 19,024,059	\$ 17,744,197
Operating grants and contributions	1,012,939	541,024
General revenues:		
Grants and entitlements, unrestricted	1,435,684	1,105,404
Investment earnings	(290,278)	(3,089)
Unrestricted contributions and donations	-	50,500
Other	<u>36,476</u>	<u>25,404</u>
Total revenues	<u>21,218,880</u>	<u>19,463,440</u>
<u>Expenses</u>		
Program expenses:		
Instruction:		
Regular	1,229,779	1,022,379
Special	8,560,815	9,163,674
Support services:		
Pupil	4,287,308	5,119,061
Instructional staff	1,592,289	1,722,012
Board of education	343,911	270,124
Administration	1,908,848	1,932,580
Fiscal	451,451	520,315
Business	12,636	14,418
Operations and maintenance	37,980	22,083
Pupil transportation	12,592	15,785
Central	557,509	764,486
Interest and fiscal charges	<u>24,545</u>	<u>7,293</u>
Total expenses	<u>19,019,663</u>	<u>20,574,210</u>
Change in net position	2,199,217	(1,110,770)
Net position (deficit) at beginning of year	<u>(15,219,675)</u>	<u>(14,108,905)</u>
Net position (deficit) at end of year	<u>\$ (13,020,458)</u>	<u>\$ (15,219,675)</u>

Governmental Activities

Net position of the Educational Service Center's governmental activities increased \$2,199,217. Total governmental expenses of \$19,019,663 were offset by program revenues of \$20,036,998 and general revenues of \$1,181,882. Program revenues supported 105.35% of the total governmental expenses.

The Educational Service Center relies heavily upon contracts with various school districts to support its operations. The primary sources of revenue for governmental activities are derived from charges for services and sales. These revenue sources represent 89.66% of total governmental revenue. The Educational Service Center also actively solicits and receives additional grant and entitlement funds to offset operating costs. The increase in operating grants and contributions is a result of additional Federal grants available through the CARES Act funding in response to the COVID-19 pandemic.

**TRUMBULL COUNTY EDUCATIONAL SERVICE CENTER
TRUMBULL COUNTY**

MANAGEMENT'S DISCUSSION AND ANALYSIS
FOR THE FISCAL YEAR ENDED JUNE 30, 2022

Overall, expenses of the governmental activities decreased \$1,554,547 or 7.56%. This decrease is primarily the result of a decrease in pension expense. Pension expense decreased approximately \$2,796,581. This decrease was the result of a decrease in expenses incurred at the pension system level for the State Teachers Retirement System (STRS) and the School Employees Retirement System (SERS) due to an increase in net investment income on investments compared to previous years.

The largest expenses of the Educational Service Center are for instruction and support services. Instructional services expenses totaled \$9,790,594 or 51.48% of total governmental expenses for fiscal year 2022. Support services expenses totaled \$9,204,524 or 48.39% of total governmental expenses for fiscal year 2022.

The statement of activities shows the cost of program services and the charges for services and grants offsetting those services. The following table shows, for governmental activities, the total cost of services and the net cost of services. That is, it identifies the cost of these services supported by tax revenue and unrestricted State grants and entitlements.

Governmental Activities

	Total Cost of Services <u>2022</u>	Net Cost of Services <u>2022</u>	Total Cost of Services <u>2021</u>	Net Cost of Services <u>2021</u>
Program expenses				
Instruction:				
Regular	\$ 1,229,779	\$ 6,374	\$ 1,022,379	\$ 121,467
Special	8,560,815	(443,668)	9,163,674	208,248
Support services:				
Pupil	4,287,308	(398,263)	5,119,061	228,610
Instructional staff	1,592,289	(98,425)	1,722,012	51,507
Board of education	343,911	153,939	270,124	270,124
Administration	1,908,848	(113,801)	1,932,580	66,453
Fiscal	451,451	(20,748)	520,315	520,315
Business	12,636	2,334	14,418	14,418
Operations and maintenance	37,980	3,906	22,083	22,083
Pupil transportation	12,592	527	15,785	15,785
Central	557,509	(134,055)	764,486	762,686
Interest and fiscal charges	<u>24,545</u>	<u>24,545</u>	<u>7,293</u>	<u>7,293</u>
Total expenses	<u>\$ 19,019,663</u>	<u>\$ (1,017,335)</u>	<u>\$ 20,574,210</u>	<u>\$ 2,288,989</u>

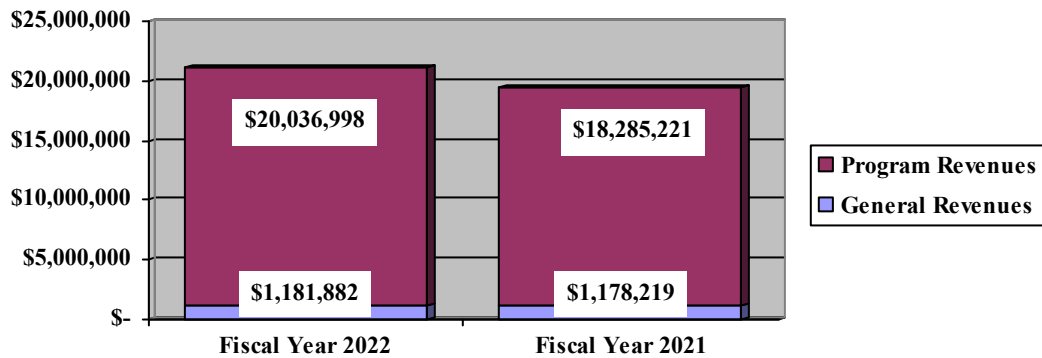
Program revenues supported 105.35% of all governmental expenses. The primary support of the Educational Service Center is program revenues, charges for services, from Districts to which the Educational Service Center provides services.

**TRUMBULL COUNTY EDUCATIONAL SERVICE CENTER
TRUMBULL COUNTY**

MANAGEMENT'S DISCUSSION AND ANALYSIS
FOR THE FISCAL YEAR ENDED JUNE 30, 2022

The graph below presents the Educational Service Center's governmental activities revenue for fiscal year 2022 and 2021.

Governmental Activities - General and Program Revenues



The Educational Service Center's Funds

The Educational Service Center's governmental funds reported a combined fund balance of \$6,051,182, which is less than last year's fund balance of \$6,259,900. The schedule below indicates the fund balance and the total change in fund balance as of June 30, 2022 and 2021.

	<u>Fund Balance June 30, 2022</u>	<u>Fund Balance June 30, 2021</u>	<u>Change</u>	<u>Change</u>
General	\$ 5,973,454	\$ 6,155,876	\$ (182,422)	(2.96) %
Other Governmental	<u>77,728</u>	<u>104,024</u>	<u>(26,296)</u>	25.28 %
Total	<u>\$ 6,051,182</u>	<u>\$ 6,259,900</u>	<u>\$ (208,718)</u>	(3.33) %

General Fund

The Educational Service Center's general fund balance decreased by \$182,422.

The table that follows assists in illustrating the financial activities and fund balance of the general fund.

	<u>2022 Amount</u>	<u>2021 Amount</u>	<u>Change</u>	<u>Percentage Change</u>
<u>Revenues</u>				
Tuition and fees	\$ 18,611,191	\$ 17,731,970	\$ 879,221	4.96 %
Charges for services	29,121	20,851	8,270	39.66 %
Earnings on investments	(295,437)	(3,089)	(292,348)	(9,464.16) %
Intergovernmental	1,427,585	1,105,404	322,181	29.15 %
Other revenues	<u>36,476</u>	<u>75,904</u>	<u>(39,428)</u>	(51.94) %
Total	<u>\$ 19,808,936</u>	<u>\$ 18,931,040</u>	<u>\$ 877,896</u>	4.64 %

Overall Educational Service Center's general fund revenues increased \$877,896 or 4.64% compared to the prior fiscal year. Tuition increased \$879,221 or 4.96% primarily due to an increase in tuition receipts for special education during the current fiscal year. Charges for services increased \$8,270 or 39.66% due to an increase in services provided to other entities in the current fiscal year. Earnings on investment decreased \$292,348 or 9,464.16% in the current fiscal year due to the fair value adjustment recorded at June 30, 2022.

**TRUMBULL COUNTY EDUCATIONAL SERVICE CENTER
TRUMBULL COUNTY**

MANAGEMENT'S DISCUSSION AND ANALYSIS
FOR THE FISCAL YEAR ENDED JUNE 30, 2022

	<u>2022</u> <u>Amount</u>	<u>2021</u> <u>Amount</u>	<u>Change</u>	<u>Percentage</u> <u>Change</u>
<u>Expenditures</u>				
Instruction	\$ 9,958,063	\$ 9,134,825	\$ 823,238	9.01 %
Support services	9,828,401	9,460,052	368,349	3.89 %
Debt service	<u>204,894</u>	<u>47,221</u>	<u>157,673</u>	333.90 %
Total	<u>\$ 19,991,358</u>	<u>\$ 18,642,098</u>	<u>\$ 1,349,260</u>	7.24 %

Overall Educational Service Center's general fund expenditures increased \$1,349,260 or 7.24% compared to the prior fiscal year. Debt service expenditures increased \$157,673 or 333.90% due to the Educational Service Center implementing GASB Statement No. 87 and some debt service expenditures were previously reported as functional expenditures in fiscal year 2021. All other expenditures remained comparable to the prior fiscal year.

Capital Assets and Debt Administration

Capital Assets

At the end of fiscal year 2022, the Educational Service Center had \$799,354 invested in furniture, equipment and textbooks, vehicles, and intangible right to use assets, net of accumulated depreciation/amortization. This entire amount is reported in governmental activities.

The following table shows fiscal year 2022 balances compared to 2021:

**Capital Assets at June 30
(Net of Depreciation/Amortization)**

	<u>Governmental Activities</u>	
	<u>2022</u>	<u>Restated</u> <u>2021</u>
Furniture, equipment and textbooks	\$ 172,100	\$ 217,120
Vehicles	269	3,524
Intangible right to use - leased equipment	40,531	81,062
Intangible right to use - leased buildings	<u>586,454</u>	<u>733,068</u>
Total	<u>\$ 799,354</u>	<u>\$ 1,034,774</u>

The overall decrease in capital assets of \$235,420 is due to depreciation/amortization expense of \$250,883 and disposals (net of accumulated depreciation/amortization) of \$691 exceeding capital additions of \$16,154 for fiscal year 2022.

See Note 8 to the basic financial statements for additional information on the Educational Service Center's capital assets.

Debt Administration

At June 30, 2022 the Educational Service Center had \$647,303 in lease obligations outstanding. Of this total, \$186,972 is due within one year and \$460,331 is due within greater than one year. The following table summarizes the lease obligations outstanding.

**TRUMBULL COUNTY EDUCATIONAL SERVICE CENTER
TRUMBULL COUNTY**

MANAGEMENT’S DISCUSSION AND ANALYSIS
FOR THE FISCAL YEAR ENDED JUNE 30, 2022

Outstanding Debt, at Year End

	Governmental Activities <u>2022</u>	Restated Governmental Activities <u>2021</u>
Lease obligations	\$ <u>647,303</u>	\$ <u>829,216</u>

See Note 9 to the basic financial statements for additional information on the Educational Service Center’s debt administration.

Current Financial Related Activities

The Educational Service Center continues to be financially stable and is able to continue to offer the programs needed to enrich and service the various school districts. As the preceding analysis demonstrates, the Educational Service Center relies heavily on contracts with local, city and exempted village school districts in Trumbull County, State foundation revenue and operating grants. During 2022, the overall financial impact of contracts for services provided to Trumbull County districts remained consistent with the prior year. Opportunities for new contracts and the Educational Service Center’s available cash balance will provide the Educational Service Center with the necessary funds to meet its operating needs going forward. Under HB153, which was effective for fiscal year 2014, local, city and exempted village school districts were given the option to choose any ESC for services; all of the school districts in Trumbull County have signed contracts with the Trumbull County Educational Service Center.

One challenge facing the Educational Service Center is the decline in enrollment in Trumbull County over the past several years and the projected decline in the future. The Educational Service Center receives funding based on the Average Daily Membership (ADM) of the Trumbull County school districts. The continued decline in ADM will directly impact per-pupil funding from the State of Ohio.

Another challenge facing the Educational Service Center is the need to provide additional contract services to Trumbull County school districts to offset declining State support. The Educational Service Center constantly strives to provide more services in the most cost efficient manner.

The Educational Service Center’s systems of budgeting and internal controls are well regarded. All of the Educational Service Center’s financial abilities will be necessary to meet the financial challenges of the future.

Contacting the Educational Service Center’s Financial Management

This financial report is designed to provide our citizens, taxpayers, and investors and creditors with a general overview of the Educational Service Center’s finances and to show the Educational Service Center’s accountability for the money it receives. If you have questions about this report or need additional financial information contact Lori Simione, Treasurer at the Educational Service Center, 6000 Youngstown-Warren, Niles, Ohio 44446.

**TRUMBULL COUNTY EDUCATIONAL SERVICE CENTER
TRUMBULL COUNTY, OHIO**

STATEMENT OF NET POSITION
JUNE 30, 2022

	Governmental Activities
Assets:	
Equity in pooled cash and cash equivalents	\$ 8,458,962
Receivables:	
Accounts	625
Accrued interest	16,014
Intergovernmental	2,154,196
Prepayments	47,473
Net OPEB asset	1,485,875
Capital assets being depreciated/amortized, net	799,354
Total assets	12,962,499
 Deferred outflows of resources:	
Pension	5,723,000
OPEB	1,175,920
Total deferred outflows of resources	6,898,920
 Liabilities:	
Accounts payable	269,201
Accrued wages and benefits payable	1,910,760
Intergovernmental payable	474,896
Pension obligation payable	320,000
Accrued interest payable	1,564
Unearned revenue	243
Long-term liabilities:	
Due within one year	277,456
Due in more than one year:	
Net pension liability	12,938,147
Net OPEB liability	2,060,486
Other amounts due in more than one year	1,119,869
Total liabilities	19,372,622
 Deferred inflows of resources:	
Pension	10,420,472
OPEB	3,088,783
Total deferred inflows of resources	13,509,255
 Net position:	
Net investment in capital assets	152,051
Restricted for:	
State funded programs	434
Federally funded programs	51,383
Other purposes	87,547
Unrestricted (deficit)	(13,311,873)
Total net position (deficit)	\$ (13,020,458)

SEE ACCOMPANYING NOTES TO THE BASIC FINANCIAL STATEMENTS

**TRUMBULL COUNTY EDUCATIONAL SERVICE CENTER
TRUMBULL COUNTY, OHIO**

STATEMENT OF ACTIVITIES
FOR THE FISCAL YEAR ENDED JUNE 30, 2022

	Expenses	Program Revenues		Net (Expense) Revenue and Changes in Net Position
		Charges for Services and Sales	Operating Grants and Contributions	Governmental Activities
Governmental activities:				
Instruction:				
Regular	\$ 1,229,779	\$ 858,040	\$ 365,365	\$ (6,374)
Special	8,560,815	8,682,869	321,614	443,668
Support services:				
Pupil	4,287,308	4,577,624	107,947	398,263
Instructional staff	1,592,289	1,486,525	204,189	98,425
Board of education	343,911	189,972	-	(153,939)
Administration	1,908,848	2,010,625	12,024	113,801
Fiscal	451,451	472,199	-	20,748
Business	12,636	10,302	-	(2,334)
Operations and maintenance	37,980	34,074	-	(3,906)
Pupil transportation	12,592	12,065	-	(527)
Central	557,509	689,764	1,800	134,055
Interest and fiscal charges	24,545	-	-	(24,545)
Totals	\$ 19,019,663	\$ 19,024,059	\$ 1,012,939	1,017,335
General revenues:				
				1,435,684
				(290,278)
				36,476
				1,181,882
				2,199,217
				(15,219,675)
				\$ (13,020,458)

SEE ACCOMPANYING NOTES TO THE BASIC FINANCIAL STATEMENTS

**TRUMBULL COUNTY EDUCATIONAL SERVICE CENTER
TRUMBULL COUNTY, OHIO**

BALANCE SHEET
GOVERNMENTAL FUNDS
JUNE 30, 2022

	General	Nonmajor Governmental Funds	Total Governmental Funds
Assets:			
Equity in pooled cash and cash equivalents	\$ 8,351,940	\$ 107,022	\$ 8,458,962
Receivables:			
Accounts	625	-	625
Accrued interest	16,014	-	16,014
Intergovernmental	1,865,767	288,429	2,154,196
Prepayments	47,409	64	47,473
Total assets	\$ 10,281,755	\$ 395,515	\$ 10,677,270
Liabilities:			
Accounts payable	\$ 107,343	\$ 161,858	\$ 269,201
Accrued wages and benefits payable	1,844,554	66,206	1,910,760
Compensated absences payable	20,014	-	20,014
Intergovernmental payable	469,350	5,546	474,896
Pension obligation payable	316,926	3,074	320,000
Unearned revenue	243	-	243
Total liabilities	2,758,430	236,684	2,995,114
Deferred inflows of resources:			
Intergovernmental revenue not available	1,544,712	81,103	1,625,815
Accrued interest not available	5,159	-	5,159
Total deferred inflows of resources	1,549,871	81,103	1,630,974
Fund balances:			
Nonspendable:			
Prepays	47,409	64	47,473
Restricted:			
State funded programs	-	434	434
Federally funded programs	-	1,020	1,020
Other purposes	-	82,945	82,945
Committed:			
Other purposes	-	10,083	10,083
Assigned:			
Student instruction	411	-	411
Student and staff support	35,519	-	35,519
Other purposes	2,659	-	2,659
Unassigned (deficit)	5,887,456	(16,818)	5,870,638
Total fund balances	5,973,454	77,728	6,051,182
Total liabilities, deferred inflows and fund balances	\$ 10,281,755	\$ 395,515	\$ 10,677,270

SEE ACCOMPANYING NOTES TO THE BASIC FINANCIAL STATEMENTS

**TRUMBULL COUNTY EDUCATIONAL SERVICE CENTER
TRUMBULL COUNTY, OHIO**

RECONCILIATION OF TOTAL GOVERNMENTAL FUND BALANCES TO
NET POSITION OF GOVERNMENTAL ACTIVITIES
JUNE 30, 2022

Total governmental fund balances		\$	6,051,182
<i>Amounts reported for governmental activities on the statement of net position are different because:</i>			
Capital assets used in governmental activities are not financial resources and therefore are not reported in the funds.			799,354
Other long-term assets are not available to pay for current-period expenditures and therefore are deferred inflows in the funds.			
Accrued interest receivable	\$	5,159	
Intergovernmental receivable		1,625,815	
Total			1,630,974
Accrued interest payable is not due and payable in the current period and therefore is not reported in the funds.			(1,564)
The net pension/OPEB assets & liabilities are not due and payable in the current period; therefore, the assets, liabilities and related deferred inflows/outflows are not reported in governmental funds.			
Deferred outflows - pension		5,723,000	
Deferred inflows - pension		(10,420,472)	
Net pension liability		(12,938,147)	
Deferred outflows - OPEB		1,175,920	
Deferred inflows - OPEB		(3,088,783)	
Net OPEB asset		1,485,875	
Net OPEB liability		(2,060,486)	
Total			(20,123,093)
Long-term liabilities, including bonds payable, are not due and payable in the current period and therefore are not reported in the funds.			
Leases payable		(647,303)	
Compensated absences		(730,008)	
Total			(1,377,311)
Net position of governmental activities		\$	(13,020,458)

SEE ACCOMPANYING NOTES TO THE BASIC FINANCIAL STATEMENTS

**TRUMBULL COUNTY EDUCATIONAL SERVICE CENTER
TRUMBULL COUNTY, OHIO**

STATEMENT OF REVENUES, EXPENDITURES AND CHANGES IN FUND BALANCES
GOVERNMENTAL FUNDS
FOR THE FISCAL YEAR ENDED JUNE 30, 2022

	General	Nonmajor Governmental Funds	Total Governmental Funds
Revenues:			
Intergovernmental	\$ 1,427,585	\$ 855,992	\$ 2,283,577
Investment earnings	(295,437)	-	(295,437)
Tuition and fees	18,611,191	69,451	18,680,642
Charges for services	29,121	-	29,121
Contributions and donations	29,450	107,023	136,473
Miscellaneous	7,026	-	7,026
Total revenues	19,808,936	1,032,466	20,841,402
Expenditures:			
Current:			
Instruction:			
Regular	895,556	368,396	1,263,952
Special	9,062,507	269,967	9,332,474
Support services:			
Pupil	4,777,769	106,668	4,884,437
Instructional staff	1,482,144	297,656	1,779,800
Board of education	198,278	-	198,278
Administration	2,098,534	14,275	2,112,809
Fiscal	492,845	-	492,845
Business	10,753	-	10,753
Operations and maintenance	35,564	-	35,564
Pupil transportation	12,592	-	12,592
Central	719,922	1,800	721,722
Debt service:			
Principal retirement	181,913	-	181,913
Interest and fiscal charges	22,981	-	22,981
Total expenditures	19,991,358	1,058,762	21,050,120
Net change in fund balances	(182,422)	(26,296)	(208,718)
Fund balances at beginning of year	6,155,876	104,024	6,259,900
Fund balances at end of year	\$ 5,973,454	\$ 77,728	\$ 6,051,182

SEE ACCOMPANYING NOTES TO THE BASIC FINANCIAL STATEMENTS

**TRUMBULL COUNTY EDUCATIONAL SERVICE CENTER
TRUMBULL COUNTY, OHIO**

RECONCILIATION OF THE STATEMENT OF REVENUES, EXPENDITURES
AND CHANGES IN FUND BALANCES OF GOVERNMENTAL FUNDS
TO THE STATEMENT OF ACTIVITIES
FOR THE FISCAL YEAR ENDED JUNE 30, 2022

Net change in fund balances - total governmental funds	\$	(208,718)
<i>Amounts reported for governmental activities in the statement of activities are different because:</i>		
Governmental funds report capital outlays as expenditures. However, in the statement of activities, the cost of those assets is allocated over their estimated useful lives as depreciation/amortization expense.		
Capital asset additions	\$ 16,154	
Current year depreciation/amortization	(250,883)	
Total	(234,729)	(234,729)
The net effect of various miscellaneous transactions involving capital assets (i.e., sales, disposals, trade-ins, and donations) is to decrease net position.		
		(691)
Revenues in the statement of activities that do not provide current financial resources are not reported as revenues in the funds.		
Tuition	321,879	
Earnings on investments	5,159	
Contract services	(7,583)	
Intergovernmental	58,023	
Total	377,478	377,478
Repayment of lease principal is an expenditure in the governmental funds, but the repayment reduces long-term liabilities on the statement of net position.		
		181,913
In the statement of activities, interest is accrued on outstanding leases, whereas in governmental funds, an interest expenditure is reported when due.		
		(1,564)
Contractually required contributions are reported as expenditures in governmental funds; however, the statement of net position reports these amounts as deferred outflows.		
Pension	2,112,366	
OPEB	104,841	
Total	2,217,207	2,217,207
Except for amounts reported as deferred inflows/outflows, changes in the net pension/OPEB liability/asset are reported as pension/OPEB expense in the statement of activities.		
Pension	(258,230)	
OPEB	53,866	
Total	(204,364)	(204,364)
Some expenses reported in the statement of activities, such as compensated absences, do not require the use of current financial resources and therefore are not reported as expenditures in governmental funds.		
		72,685
Change in net position of governmental activities	\$	2,199,217

SEE ACCOMPANYING NOTES TO THE BASIC FINANCIAL STATEMENTS

**TRUMBULL COUNTY EDUCATIONAL SERVICE CENTER
TRUMBULL COUNTY, OHIO**

STATEMENT OF FIDUCIARY NET POSITION
FIDUCIARY FUNDS
JUNE 30, 2022

	Custodial
Assets:	
Equity in pooled cash and cash equivalents	\$ 3,107,749
Cash and cash equivalents in segregated accounts	6,805,408
Due from other governments	170,941
Prepayments	17,983
Total assets	10,102,081
 Liabilities:	
Due to other governments	20,209
Claims payable	2,098,365
Total liabilities	2,118,574
 Net position:	
Restricted for pool participants	4,707,043
Restricted for individuals, organizations and other governments	3,276,464
Total net position	\$ 7,983,507

SEE ACCOMPANYING NOTES TO THE BASIC FINANCIAL STATEMENTS

**TRUMBULL COUNTY EDUCATIONAL SERVICE CENTER
TRUMBULL COUNTY, OHIO**

STATEMENT OF CHANGES IN FIDUCIARY NET POSITION
FIDUCIARY FUNDS
FOR THE FISCAL YEAR ENDED JUNE 30, 2022

	<u>Custodial</u>
Additions:	
Amounts received as fiscal agent	32,904,769
Deductions:	
Distributions as fiscal agent	<u>36,188,208</u>
Change in net position	(3,283,439)
Net position at beginning of year	<u>11,266,946</u>
Net position at end of year	<u>\$ 7,983,507</u>

SEE ACCOMPANYING NOTES TO THE BASIC FINANCIAL STATEMENTS

**TRUMBULL COUNTY EDUCATIONAL SERVICE CENTER
TRUMBULL COUNTY, OHIO**

NOTES TO THE BASIC FINANCIAL STATEMENTS
FOR THE FISCAL YEAR ENDED JUNE 30, 2022

NOTE 1 - DESCRIPTION OF THE ENTITY

The Trumbull County Educational Service Center (the Educational Service Center) is the successor to the former Trumbull County Board of Education. County boards of education were formed in Ohio as a result of the passage of Senate Bill 9 in 1914. In 1995, Am Sub. H.B. 117 authorized the creation of Educational Service Centers and abolished county school Educational Service Centers. That legislation also changed the “Board of Education” to the “Governing Board.”

The Educational Service Center operates under a locally-elected five-member Governing Board form of government and provides educational services as mandated by State or federal agencies to fifteen local, three city, and two exempted village school Educational Service Centers in Trumbull County. The Board controls the Educational Service Center’s staff who provide services to 25,387 students and other community members in Trumbull County.

NOTE 2 - SUMMARY OF SIGNIFICANT ACCOUNTING POLICIES

The basic financial statements of the Educational Service Center have been prepared in conformity with accounting principles generally accepted in the United States of America (GAAP) as applied to governmental units. The Governmental Accounting Standards Board (GASB) is the accepted standard-setting body for establishing governmental accounting and financial reporting principles. The Educational Service Center’s significant accounting policies are described below.

A. Reporting Entity

A reporting entity is comprised of the primary government, component units and other organizations that are included to ensure that the financial statements are not misleading. The primary government of the Educational Service Center consists of all funds, departments, boards and agencies that are not legally separate from the Educational Service Center. For the Educational Service Center, this includes the agencies and departments that provide the following services: general operations and related special education, supervisory, administrative and fiscal activities of the Educational Service Center.

Component units are legally separate organizations for which the Educational Service Center is financially accountable. The Educational Service Center is financially accountable for an organization if the Educational Service Center appoints a voting majority of the organization’s governing board and (1) the Educational Service Center is able to significantly influence the programs or services performed or provided by the organization; or (2) the Educational Service Center is legally entitled to or can otherwise access the organization’s resources; the Educational Service Center is legally obligated or has otherwise assumed the responsibility to finance deficits of, or provide financial support to, the organization; or the Educational Service Center is obligated for the debt of the organization. Component units may also include organizations that are fiscally dependent on the Educational Service Center in that the Educational Service Center approves the budget, the issuance of debt or the levying of taxes and there is a potential for the organization to provide specific financial benefits to, or impose specific financial burdens on, the primary government. The Educational Service Center has no component units.

The following organizations are described due to their relationship to the Educational Service Center:

JOINTLY GOVERNED ORGANIZATIONS

Northeast Ohio Management Information Network (NEOMIN)

NEOMIN is a jointly governed organization among twenty-nine school Educational Service Centers and two educational service centers in Trumbull and Ashtabula Counties. The jointly governed organization was formed for the purpose of applying modern technology with the aid of computers and other electronic equipment to administrative and instructional functions among member Educational Service Centers. Each of the Educational Service Centers supports NEOMIN based upon a per pupil charge. The Educational Service Center paid \$14,872 to NEOMIN during fiscal year 2022.

**TRUMBULL COUNTY EDUCATIONAL SERVICE CENTER
TRUMBULL COUNTY, OHIO**

NOTES TO THE BASIC FINANCIAL STATEMENTS
FOR THE FISCAL YEAR ENDED JUNE 30, 2022

NOTE 2 - SUMMARY OF SIGNIFICANT ACCOUNTING POLICIES - (Continued)

The Governing board consists of ten members: The Trumbull and Ashtabula County superintendents (permanent members), three superintendents from Ashtabula County participating school Educational Service Centers, three superintendents from Trumbull County participating school Educational Service Centers, the fiscal agent (or NEOMIN). The Board exercises total control over the operations of NEOMIN including budgeting, appropriating, contracting and designating management. The degree of control exercised by any participating school Educational Service Center is limited to its representation on the Governing Board. The Educational Service center serves as fiscal agent for NEOMIN. To obtain a copy of NEOMIN's financial statements, write to the Educational Service Center, 6000 Youngstown Warren Road, Niles, Ohio 44446.

SHARED RISK POOL

Trumbull County Schools Employee Insurance Benefit Consortium

The Educational Service Center participates in the Trumbull County Schools Employee Insurance Benefit Consortium. This is a shared risk pool comprised of seventeen Trumbull County school Educational Service Centers. The Consortium is governed by an assembly which consists of one representative from each participating school Educational Service Center (usually the superintendent or designee). The assembly elects officers for one year terms to serve as the Board of Directors. The assembly exercises control over the operation of the Consortium. Consortium revenues are generated from charges for services. The Educational Service Center serves as the Consortium's fiscal agent and the Treasurer of the Consortium is the Treasurer of the fiscal agent. Financial information is available from the Educational Service Center, 6000 Youngstown Warren Road, Niles, Ohio 44446.

B. Basis of Presentation

The Educational Service Center's basic financial statements consist of government-wide statements, including a statement of net position and a statement of activities, and fund financial statements which provide a more detailed level of financial information.

Government-wide Financial Statements - The statement of net position and the statement of activities display information about the Educational Service Center as a whole. These statements include the financial activities of the primary government, except for fiduciary funds. These statements usually distinguish between those activities that are governmental and those that are considered business-type. The Educational Service Center, however, has only governmental activities.

The statement of net position presents the financial condition of the governmental activities of the Educational Service Center at fiscal year-end. The statement of activities presents a comparison between direct expenses and program revenues for each program or function of the Educational Service Center's governmental activities. Direct expenses are those that are specifically associated with a service, program or department and therefore are clearly identifiable to a particular function. Program revenues include charges paid by the recipient of the goods or services offered by the program, grants and contributions that are restricted to meeting the operational or capital requirements of a particular program and interest earned on grants that is required to be used to support a particular program. Revenues which are not classified as program revenues are presented as general revenues of the Educational Service Center, with certain limited exceptions. The comparison of direct expenses with program revenues identifies the extent to which each governmental activity is self-financing or draws from the general revenues of the Educational Service Center.

Fund Financial Statements - During the fiscal year, the Educational Service Center segregates transactions related to certain Educational Service Center functions or activities in separate funds in order to aid financial management and to demonstrate legal compliance. Fund financial statements are designed to present financial information of the Educational Service Center at this more detailed level. The focus of governmental fund financial statements is on major funds. Each major fund is presented in a separate column. Nonmajor funds are aggregated and presented in a single column. Fiduciary funds are reported by type.

**TRUMBULL COUNTY EDUCATIONAL SERVICE CENTER
TRUMBULL COUNTY, OHIO**

NOTES TO THE BASIC FINANCIAL STATEMENTS
FOR THE FISCAL YEAR ENDED JUNE 30, 2022

NOTE 2 - SUMMARY OF SIGNIFICANT ACCOUNTING POLICIES - (Continued)

C. Fund Accounting

The Educational Service Center uses funds to maintain its financial records during the fiscal year. A fund is defined as a fiscal and accounting entity with a self-balancing set of accounts. The funds of the Educational Service Center are divided into two categories: governmental and fiduciary.

Governmental Funds - Governmental funds are those through which most governmental functions of the Educational Service Center typically are financed. Governmental fund reporting focuses on the sources, uses and balances of current financial resources. Expendable assets are assigned to the various governmental funds according to the purposes for which they may or must be used. Current liabilities are assigned to the fund from which they will be paid. The difference between governmental fund assets and liabilities and deferred inflows of resources is reported as fund balance. The Educational Service Center has the following major governmental fund:

General Fund - The general fund is the operating fund of the Educational Service Center and is used to account for and report all financial resources except those required to be accounted for and reported in another fund. The general fund balance is available to the Educational Service Center for any purpose provided it is expended or transferred according to the general laws of Ohio.

The other governmental funds of the Educational Service Center account for grants and other resources whose use is restricted, committed or assigned to a particular purpose.

Fiduciary Fund Type - Fiduciary fund reporting focuses on net position and changes in net position. The fiduciary fund category is split into the following four classifications: pension (and other employee benefit) trust funds, investment trust funds, private-purpose trust funds and custodial funds. Trust funds are distinguished from custodial funds by the existence of a trust agreement or equivalent arrangements that has certain characteristics. Custodial funds are used to report fiduciary activities that are not required to be reported in a trust fund.

The Educational Service Center's fiduciary funds are custodial funds. Custodial funds are used to account for assets held by the Educational Service Center as fiscal agent for Northeast Ohio Management Information Network, Trumbull County Schools Employee Insurance Benefit Consortium and the Trumbull County Transportation Consortium.

D. Measurement Focus

Government-wide Financial Statements - The government-wide financial statements are prepared using the economic resources measurement focus. All assets and deferred outflows of resources and all liabilities and deferred inflows of resources associated with the operation of the Educational Service Center are included on the statement of net position. The statement of activities presents increases (i.e., revenues) and decreases (i.e., expenses) in total net position.

Fund Financial Statements - All governmental funds are accounted for using a flow of current financial resources measurement focus. With this measurement focus, only current assets and deferred outflows of resources and current liabilities and deferred inflows of resources generally are included on the balance sheet. The statement of revenues, expenditures and changes in fund balances reports on the sources (i.e., revenues and other financing sources) and uses (i.e., expenditures and other financing uses) of current financial resources. This approach differs from the manner in which the governmental activities of the government-wide financial statements are prepared. Governmental fund financial statements therefore include reconciliations with brief explanations to better identify the relationship between the government-wide statements and the statements for governmental funds.

**TRUMBULL COUNTY EDUCATIONAL SERVICE CENTER
TRUMBULL COUNTY, OHIO**

NOTES TO THE BASIC FINANCIAL STATEMENTS
FOR THE FISCAL YEAR ENDED JUNE 30, 2022

NOTE 2 - SUMMARY OF SIGNIFICANT ACCOUNTING POLICIES - (Continued)

Like the government-wide statements, all fiduciary funds are accounted for on a flow of economic resources measurement focus. All assets and deferred outflows of resources and all liabilities and deferred inflows of resources associated with the operation of these funds are included on the statement of fund net position. In fiduciary funds, a liability to the beneficiaries of fiduciary activity is recognized when an event has occurred that compels the government to disburse fiduciary resources. Fiduciary fund liabilities other than those to beneficiaries are recognized using the economic resources measurement focus.

Fiduciary funds present a statement of changes in fiduciary net position which reports additions to and deductions from the custodial fund.

E. Basis of Accounting

Basis of accounting determines when transactions are recorded in the financial records and reported on the financial statements. Government-wide financial statements and the statements presented for fiduciary funds are prepared using the accrual basis of accounting. Governmental funds use the modified accrual basis of accounting. Differences in the accrual and modified accrual basis of accounting arise in the recognition of revenue, in the recording of deferred outflows/inflows of resources, and in the presentation of expenses versus expenditures.

Revenues - Exchange and Non-Exchange Transactions - Revenue resulting from exchange transactions, in which each party gives and receives essentially equal value, is recorded on the accrual basis when the exchange takes place. On a modified accrual basis, revenue is recorded in the fiscal year in which the resources are measurable and become available. Available means that the resources will be collected within the current fiscal year or are expected to be collected soon enough thereafter to be used to pay liabilities of the current fiscal year. For the Educational Service Center, available means expected to be received within sixty days of fiscal year end.

Nonexchange transactions, in which the Educational Service Center receives value without directly giving equal value in return, include grants, entitlements and donations. On an accrual basis, revenue from grants, entitlements and donations is recognized in the fiscal year in which all eligibility requirements have been satisfied. Eligibility requirements include timing requirements, which specify the fiscal year when the resources are required to be used or the fiscal year when use is first permitted, matching requirements, in which the Educational Service Center must provide local resources to be used for a specified purpose, and expenditure requirements, in which the resources are provided to the Educational Service Center on a reimbursement basis. On a modified accrual basis, revenue from nonexchange transactions must also be available before it can be recognized.

Under the modified accrual basis, the following revenue sources are considered to be both measurable and available at year-end: interest, tuition, grants, fees, customer services and charges for services.

Deferred Outflows/Inflows of Resources - In addition to assets, the statements of financial position will sometimes report a separate section for deferred outflows of resources. Deferred outflows of resources, represents a consumption of net position that applies to a future period and will not be recognized as an outflow of resources (expense/expenditure) until then. For the Educational Service Center, deferred outflows of resources are reported on the government-wide statement of net position for pension and OPEB plans. The deferred outflows of resources related to pension and OPEB plans are explained in Notes 10 and 11.

**TRUMBULL COUNTY EDUCATIONAL SERVICE CENTER
TRUMBULL COUNTY, OHIO**

NOTES TO THE BASIC FINANCIAL STATEMENTS
FOR THE FISCAL YEAR ENDED JUNE 30, 2022

NOTE 2 - SUMMARY OF SIGNIFICANT ACCOUNTING POLICIES - (Continued)

In addition to liabilities, the statements of financial position report a separate section for deferred inflows of resources. Deferred inflows of resources represent an acquisition of net position that applies to a future period and will not be recognized until that time. For the Educational Service Center, deferred inflows of resources include pension, OPEB plans and unavailable revenue. Unavailable revenue is reported only on the governmental funds balance sheet, and represents receivables which will not be collected within the available period. For the Educational Service Center, unavailable revenue includes tuition and fees, charges for services and grants. These amounts are deferred and recognized as an inflow of resources in the period the amounts become available. The details of these unavailable revenues are identified on the Reconciliation of Total Governmental Fund Balance to Net Position of Governmental Activities. Deferred inflows of resources related to pension and OPEB are reported on the government-wide statement of net position (See Note 10 and 11).

Expenses/Expenditures - On the accrual basis of accounting, expenses are recognized at the time they are incurred.

The measurement focus of governmental fund accounting is on decreases in net financial resources (expenditures) rather than expenses. Expenditures are generally recognized in the accounting period in which the related fund liability is incurred, if measurable. Allocations of cost, such as depreciation and amortization, are not recognized in governmental funds.

F. Pensions/Other Postemployment Benefits (OPEB)

For purposes of measuring the net pension/OPEB liability (asset), deferred outflows of resources and deferred inflows of resources related to pensions/OPEB, and pension/OPEB expense, information about the fiduciary net position of the pension/OPEB plans and additions to/deductions from their fiduciary net position have been determined on the same basis as they are reported by the pension/OPEB plan. For this purpose, benefit payments (including refunds of employee contributions) are recognized when due and payable in accordance with the benefit terms. The pension/OPEB plans report investments at fair value.

G. Cash and Cash Equivalents

To improve cash management, cash received by the Educational Service Center is pooled. Monies for all funds are maintained in this pool. Individual fund integrity is maintained through Educational Service Center records. Interest in the pool is presented as "equity in pooled cash and cash equivalents."

During fiscal year 2022, the investments were limited to the State Treasury Asset Reserve of Ohio (STAR Ohio), federal agency securities, U.S. Treasury notes, and a U.S. money market fund. Except for STAR Ohio, investments are reported at fair value which is based on quoted market prices.

STAR Ohio is an investment pool managed by the State Treasurer's Office which allows governments within the State to pool their funds for investment purposes. STAR Ohio is not registered with the SEC as an investment company, but has adopted Governmental Accounting Standards Board (GASB), Statement No. 79, *Certain External Investment Pools and Pool Participants*. The Educational Service Center measures their investment in STAR Ohio at the net asset value (NAV) per share provided by STAR Ohio. The NAV per share is calculated on an amortized cost basis that provides an NAV per share that approximates fair value.

For fiscal year 2022, there were no limitations or restrictions on any participant withdrawals due to redemption notice periods, liquidity fees, or redemption gates. However, twenty-four hours advance notice is appreciated for deposits and withdrawals of \$100 million or more. STAR Ohio reserves the right to limit the transactions to \$250 million per day, requiring the excess amount to be transacted the following business day(s), but only to the \$250 million limit. All accounts of the participant will be combined for these purposes.

**TRUMBULL COUNTY EDUCATIONAL SERVICE CENTER
TRUMBULL COUNTY, OHIO**

NOTES TO THE BASIC FINANCIAL STATEMENTS
FOR THE FISCAL YEAR ENDED JUNE 30, 2022

NOTE 2 - SUMMARY OF SIGNIFICANT ACCOUNTING POLICIES - (Continued)

Following Ohio statutes, the Board has, by resolution, identified the funds to receive an allocation of interest earnings. Interest revenue credited to the general fund during fiscal year 2022 amounts to a deficit of \$295,437 which includes a deficit of \$4,171 assigned from other funds.

Investments of the cash management pool and investments with an original maturity of three months or less at the time they are purchased by the Educational Service Center are presented on the financial statements as cash equivalents. Investments with an initial maturity of more than three months not purchased from the pool are reported as investments.

H. Capital Assets

The only capital assets of the Educational Service Center are general capital assets. General capital assets are capital assets which are associated with and generally arise from governmental activities. They generally result from expenditures in the governmental funds. General capital assets are reported in the governmental activities column of the governmental-wide statement of net position but are not reported in the fund financial statements.

All capital assets are capitalized at cost (or estimated historical cost) and updated for additions and retirements during the year. Donated capital assets are recorded at their acquisition values as of the date received. The Educational Service Center maintains a capitalization threshold of five hundred dollars. The Educational Service Center does not possess any infrastructure. Improvements are capitalized; the costs of normal maintenance and repairs that do not add to the value of the asset or materially extend an asset's life are not.

All capital assets are depreciated/amortized. Improvements are depreciated/amortized over the remaining useful lives of the related capital assets. Depreciation/amortization is computed using the straight-line method over the following useful lives:

<u>Description</u>	<u>Estimated Lives</u>
Furniture, Equipment and Textbooks	3 - 20 years
Intangible leased assets	5 - 10 years
Vehicles	6 - 10 years

The Educational Service Center is reporting intangible right to use assets related to leased equipment and buildings. The intangible assets are being amortized in a systematic and rational manner of the shorter of the lease term or the useful life of the underlying asset.

I. Compensated Absences

Vacation benefits are accrued as a liability as the benefits are earned if the employees' rights to receive compensation are attributable to services already rendered and it is probable that the Educational Service Center will compensate the employees for the benefits through paid time off or some other means. The Educational Service Center records a liability for accumulated unused vacation time when earned for all employees with more than one year of service.

Sick leave benefits are accrued as a liability using the vesting method. The liability includes the employees who are currently eligible to receive termination benefits and those the Educational Service Center has identified as probable of receiving payment in the future. The amount is based on accumulated sick leave and employees' wage rates at fiscal year end, taking into consideration any limits specified in the Educational Service Center's termination policy. The Educational Service Center records a liability for accumulated unused sick leave for classified, certified and administrative employees at least fifty years of age with at least 10 years of service and any age with at least 20 years of service.

**TRUMBULL COUNTY EDUCATIONAL SERVICE CENTER
TRUMBULL COUNTY, OHIO**

NOTES TO THE BASIC FINANCIAL STATEMENTS
FOR THE FISCAL YEAR ENDED JUNE 30, 2022

NOTE 2 - SUMMARY OF SIGNIFICANT ACCOUNTING POLICIES - (Continued)

The entire compensated absence liability is reported on the government-wide financial statements.

On the financial statements, compensated absences are recognized as a liability and expenditures to the extent payments come due each period upon the occurrence of employee resignations and retirements. These amounts are recorded in the account "Compensated Absences Payable" in the fund from which the employee who has accumulated unpaid leave will be paid.

J. Accrued Liabilities and Long-Term Obligations

All payables, accrued liabilities and long-term obligations are reported in the government-wide financial statements. In general, governmental fund payables and accrued liabilities that, once incurred, are paid in a timely manner and in full from current financial resources, are reported as obligations of the funds. However, compensated absences that will be paid from governmental funds are reported as a liability in the fund financial statements only to the extent that they are due for the payment during the current fiscal year. Capital leases are recognized as a liability on the governmental fund financial statements when due. Net pension/OPEB liability should be recognized in the governmental funds to the extent that benefit payments are due and payable and the pension/OPEB plan's fiduciary net position is not sufficient for payment of those benefits.

K. Net Position

Net position represents the difference between all other elements in a statement of financial position. Net investment in capital assets consists of capital assets, net of accumulated depreciation/amortization, reduced by the outstanding balances of any borrowing used for the acquisition, construction or improvement of those assets. Net position is reported as restricted when there are limitations imposed on its use through external restrictions imposed by creditors, grantors or laws or regulations of other governments. Net position restricted for other purposes includes the public school preschool, professional development and limited English proficiency.

The Educational Service Center applies restricted resources first when an expense is incurred for purposes for which both restricted and unrestricted net position are available.

L. Fund Balance

Fund balance is divided into five classifications based primarily on the extent to which the Educational Service Center is bound to observe constraints imposed upon the use of the resources in the governmental funds. The classifications are as follows:

Nonspendable - The nonspendable fund balance category includes amounts that cannot be spent because they are not in spendable form or are legally or contractually required to be maintained intact. The "not in spendable form" criterion includes items that are not expected to be converted to cash.

Restricted - Fund balance is reported as restricted when constraints placed on the use of resources are either externally imposed by creditors (such as through debt covenants), grantors, contributors, or laws or regulations of other governments or are imposed by law through constitutional provisions.

Committed - The committed fund balance classification includes amounts that can be used only for the specific purposes imposed by the highest level formal action (resolution) of the Educational Service Center Governing Board. Those committed amounts cannot be used for any other purpose unless the Educational Service Center Governing Board removes or changes the specified use by taking the same type of action (resolution) it employed to previously commit those amounts. Committed fund balance also incorporates contractual obligations to the extent that existing resources in the fund have been specifically committed for use in satisfying those contractual requirements.

**TRUMBULL COUNTY EDUCATIONAL SERVICE CENTER
TRUMBULL COUNTY, OHIO**

NOTES TO THE BASIC FINANCIAL STATEMENTS
FOR THE FISCAL YEAR ENDED JUNE 30, 2022

NOTE 2 - SUMMARY OF SIGNIFICANT ACCOUNTING POLICIES - (Continued)

Assigned - Amounts in the assigned fund balance classification are intended to be used by the Educational Service Center for specific purposes but do not meet the criteria to be classified as restricted or committed. In governmental funds other than the general fund, assigned fund balance represents the remaining amount that is not restricted or committed. In the general fund, assigned amounts represent intended uses established by policies and authorized purchase commitments by the Educational Service Center Governing Board or Educational Service Center official delegated that authority by resolution or by State Statute. State statute authorizes the Treasurer to assign fund balance for purchases on order provided such amounts have been lawfully appropriated. The Governing Board assigned fund balance for the positive education programs.

Unassigned - Unassigned fund balance is the residual classification for the general fund and includes all spendable amounts not contained in the other classifications. In other governmental funds, the unassigned classification is used only to report a deficit balance.

The Educational Service Center applies restricted resources first when expenditures are incurred for purposes for which either restricted or unrestricted (committed, assigned, and unassigned) amounts are available. Similarly, within unrestricted fund balance, committed amounts are reduced first followed by assigned, and then unassigned amounts when expenditures are incurred for purposes for which amounts in any of the unrestricted fund balance classifications could be used.

M. Prepays

Payments made to vendors for services that will benefit periods beyond June 30, 2022, are recorded as prepaids using the consumption method by recording a current asset for the prepaid amount at the time of the purchase and reflecting the expenditure/expense in the year in which the services are consumed.

N. Estimates

The preparation of financial statements in conformity with generally accepted accounting principles requires management to make estimates and assumptions that affect the amounts reported in the financial statements and accompanying notes. Actual results may differ from those estimates.

NOTE 3 - ACCOUNTABILITY AND COMPLIANCE

A. Change in Accounting Principles

For fiscal year 2022, the Educational Service Center has implemented GASB Statement No. 87, "Leases", GASB Implementation Guide 2019-3, "Leases", GASB Statement No. 89, "Accounting for Interest Cost Incurred before the End of a Construction Period", GASB Implementation Guide 2020-1, "Implementation Guide Update - 2020", GASB Statement No. 92, "Omnibus 2020", GASB Statement No. 93, "Replacement of Interbank Offered Rates", GASB Statement No. 97, "Certain Component Unit Criteria, and Accounting and Financial Reporting for Internal Revenue Code Section 457 Deferred Compensation Plans—an amendment of GASB Statements No. 14 and No. 84, and a supersession of GASB Statement No. 32" and certain paragraphs of GASB Statement No. 99, "Omnibus 2022".

GASB Statement No. 87 and GASB Implementation Guide 2019-3 enhance the relevance and consistency of information of the government's leasing activities. It establishes requirements for lease accounting based on the principle that leases are financings of the right to use an underlying asset. A lessee is required to recognize a lease liability and an intangible right to use lease asset, and a lessor is required to recognize a lease receivable and a deferred inflow of resources.

**TRUMBULL COUNTY EDUCATIONAL SERVICE CENTER
TRUMBULL COUNTY, OHIO**

NOTES TO THE BASIC FINANCIAL STATEMENTS
FOR THE FISCAL YEAR ENDED JUNE 30, 2022

NOTE 3 - ACCOUNTABILITY AND COMPLIANCE - (Continued)

These changes were incorporated in the Educational Service Center's fiscal year 2022 financial statements. The Educational Service Center reported a capital lease obligation of \$96,148 and capital asset of \$239,490 at June 30, 2021, that have been reclassified as a lease obligation and an intangible asset, right to use - leased equipment at July 1, 2021. The Educational Service Center also recognized \$733,068 in governmental activities in leases payable at July 1, 2021; however, this entire amount was offset by the intangible asset, right to use - lease buildings.

GASB Statement No. 89 establishes accounting requirements for interest cost incurred before the end of a construction period. GASB Statement No. 89 requires that interest cost incurred before the end of a construction period be recognized as an expense in the period in which the cost is incurred for financial statements prepared using the economic resources measurement focus. GASB Statement No. 89 also reiterates that financial statements prepared using the current financial resources measurement focus, interest cost incurred before the end of a construction period should be recognized as an expenditure on a basis consistent with governmental fund accounting principles. The implementation of GASB Statement No. 89 did not have an effect on the financial statements of the Educational Service Center.

GASB Implementation Guide 2020-1 provides clarification on issues related to previously established GASB guidance. The implementation of GASB Implementation Guide 2020-1 did not have an effect on the financial statements of the Educational Service Center.

GASB Statement No. 92 enhances comparability in accounting and financial reporting and to improve the consistency of authoritative literature by addressing practice issues that have been identified during implementation and application of certain GASB Statements. The implementation of GASB Statement No. 92 did not have an effect on the financial statements of the Educational Service Center.

GASB Statement No. 93 establishes accounting and financial reporting requirements related to the replacement of Interbank Offered Rates (IBORs) in hedging derivative instruments and leases. It also identifies appropriate benchmark interest rates for hedging derivative instruments. The implementation of GASB Statement No. 93 did not have an effect on the financial statements of the Educational Service Center.

GASB Statement No. 97 is to (1) increase consistency and comparability related to the reporting of fiduciary component units in circumstances in which a potential component unit does not have a governing board and the primary government performs the duties that a governing board typically would perform; (2) mitigate costs associated with the reporting of certain defined contribution pension plans, defined contribution other postemployment benefit (OPEB) plans, and employee benefit plans other than pension plans or OPEB plans (other employee benefit plans) as fiduciary component units in fiduciary fund financial statements; and (3) enhance the relevance, consistency, and comparability of the accounting and financial reporting for Internal Revenue Code (IRC) Section 457 deferred compensation plans (Section 457 plans) that meet the definition of a pension plan and for benefits provided through those plans. The implementation of GASB Statement No. 97 did not have an effect on the financial statements of the Educational Service Center.

GASB Statement No. 99 to enhance comparability in accounting and financial reporting and to improve the consistency of authoritative literature by addressing (1) practice issues that have been identified during implementation and application of certain GASB Statements and (2) accounting and financial reporting for financial guarantees. The implementation of GASB Statement No. 99 did not have an effect on the financial statements of the Educational Service Center.

**TRUMBULL COUNTY EDUCATIONAL SERVICE CENTER
TRUMBULL COUNTY, OHIO**

NOTES TO THE BASIC FINANCIAL STATEMENTS
FOR THE FISCAL YEAR ENDED JUNE 30, 2022

NOTE 3 - ACCOUNTABILITY AND COMPLIANCE - (Continued)

B. Deficit Fund Balances

Fund balances at June 30, 2022 included the following individual fund deficits:

<u>Nonmajor funds</u>	<u>Deficit</u>
Public School Preschool	\$ 15,067
Governor's Emergency Education Relief (GEER)	1,687

The general fund is liable for any deficit in these funds and provides transfers when cash is required, not when accruals occur. The deficit fund balances resulted from adjustments for accrued liabilities.

NOTE 4 - DEPOSITS AND INVESTMENTS

Monies held by the Educational Service Center are classified by State statute into three categories.

Active deposits are public monies determined to be necessary to meet current demands upon the Educational Service Center treasury. Active monies must be maintained either as cash in the Educational Service Center treasury, in commercial accounts payable or withdrawable on demand, including negotiable order of withdrawal (NOW) accounts, or in money market deposit accounts.

Inactive deposits are public deposits that the Board has identified as not required for use within the current five year period of designation of depositories. Inactive deposits must either be evidenced by certificates of deposit maturing not later than the end of the current period of designation of depositories, or by savings or deposit accounts including, but not limited to, passbook accounts.

Interim deposits are deposits of interim monies. Interim monies are those monies which are not needed for immediate use but which will be needed before the end of the current period of designation of depositories. Interim deposits must be evidenced by time certificates of deposit maturing not more than one year from the date of deposit or by savings or deposit accounts including passbook accounts.

Interim monies held by the Educational Service Center can be deposited or invested in the following securities:

1. United States Treasury bills, bonds, notes, or any other obligation or security issued by the United States Treasury, or any other obligation guaranteed as to principal and interest by the United States;
2. Bonds, notes, debentures, or any other obligations or securities issued by any federal government agency or instrumentality, including, but not limited to, Federal National Mortgage Association, Federal Home Loan Bank, Federal Farm Credit Bank, Federal Home Loan Mortgage Corporation and Government National Mortgage Association. All federal agency securities shall be direct issuances of federal government agencies or instrumentalities;
3. Written repurchase agreements in the securities listed above provided the market value of the securities subject to the repurchase agreement must exceed the principal value of the agreement by at least two percent and be marked to market daily, and the term of the agreement must not exceed thirty days;
4. Bonds and other obligations of the State of Ohio, and with certain limitations including a requirement for maturity within ten years from date of settlement, bonds and other obligations of political subdivisions of the State of Ohio, if training requirements have been met;
5. Time certificates of deposit or savings or deposit accounts including, but not limited to, passbook accounts;

**TRUMBULL COUNTY EDUCATIONAL SERVICE CENTER
TRUMBULL COUNTY, OHIO**

NOTES TO THE BASIC FINANCIAL STATEMENTS
FOR THE FISCAL YEAR ENDED JUNE 30, 2022

NOTE 4 - DEPOSITS AND INVESTMENTS - (Continued)

6. No-load money market mutual funds consisting exclusively of obligations described in division (1) or (2) and repurchase agreements secured by such obligations, provided that investments in securities described in this division are made only through eligible institutions;
7. The State Treasurer's investment pool (STAR Ohio); and,
8. Certain bankers' acceptances (for a period not to exceed one hundred eighty days) and commercial paper notes (for a period not to exceed two hundred seventy days) in an amount not to exceed 40 percent of the interim monies available for investment at any one time if trading requirements have been met. The investment in commercial paper notes of a single issuer shall not exceed in the aggregate five percent of interim moneys available for investment at the time of purchase.

Investments in stripped principal or interest obligations, reverse repurchase agreements and derivatives are prohibited. The issuance of taxable notes for the purpose of arbitrage, the use of leverage and short selling are also prohibited. An investment must mature within five years from the date of purchase, unless matched to a specific obligation or debt of the Educational Service Center, and must be purchased with the expectation that it will be held to maturity.

Investments may only be made through specified dealers and institutions. Payment for investments may be made only upon delivery of the securities representing the investments to the treasurer or, if the securities are not represented by a certificate, upon receipt of confirmation of transfer from the custodian.

A. Deposits with Financial Institutions

At June 30, 2022, the carrying amount of all Educational Service Center deposits was \$4,110,567 and the bank balance of all Educational Service Center deposits was \$4,150,211. Of the bank balance, \$3,897,430 was exposed to custodial risk as discussed below and \$252,781 was covered by the FDIC.

Custodial credit risk is the risk that, in the event of bank failure, the Educational Service Center will not be able to recover deposits or collateral securities that are in the possession of an outside party. The Educational Service Center has no deposit policy for custodial credit risk beyond the requirements of State statute. Ohio law requires that deposits either be insured or protected by (1) eligible securities pledged to the Educational Service Center's and deposited with a qualified trustee by the financial institution as security for repayment whose fair value at all times shall be at least 105 percent of the deposits being secured, or (2) participation in the Ohio Pooled Collateral System (OPCS), a collateral pool of eligible securities deposited with a qualified trustee and pledged to the Treasurer of State to secure the repayment of all public monies deposited in the financial institution. OPCS requires the total fair value of the securities pledged to be 102 percent of the deposits being secured or a rate set by the Treasurer of State. For 2022, the Educational Service Center's financial institutions were approved for a reduced collateral rate of 50 percent through the OPCS. Although all statutory requirements for the deposit of money had been followed, noncompliance with Federal requirements could potentially subject the Educational Service Center to a successful claim by the FDIC.

B. Cash and Cash Equivalents in Segregated Accounts

The Educational Service Center is a fiscal agent for the Trumbull County Schools Employee Insurance Benefit Consortium (See Note 2.A). At June 30, 2022, \$6,805,408 was held in custodial funds on behalf of the Consortium. The deposits and investments of the Consortium are held separate from the Educational Service Center internal cash management pool. The data regarding insurance and collateralization of the Consortium deposits and investments can be obtained from the entity's separate financial statements for the fiscal year ended June 30, 2022.

**TRUMBULL COUNTY EDUCATIONAL SERVICE CENTER
TRUMBULL COUNTY, OHIO**

NOTES TO THE BASIC FINANCIAL STATEMENTS
FOR THE FISCAL YEAR ENDED JUNE 30, 2022

NOTE 4 - DEPOSITS AND INVESTMENTS - (Continued)

C. Investments

As of June 30, 2022, the Educational Service Center had the following investments. All investments are in an internal investment pool.

Measurement/ Investment type	Measurement Value	Investment Maturities				
		6 months or less	7 to 12 months	13 to 18 months	19 to 24 months	Greater than 24 months
<i>Fair Value:</i>						
U.S. Money Market	\$ 477,874	\$ 477,874	\$ -	\$ -	\$ -	\$ -
FNMA	695,735	-	-	-	-	695,735
FHLM	233,546	-	-	-	-	233,546
FFCB	229,930	-	-	-	-	229,930
FHLB	931,704	-	-	-	-	931,704
U.S. Treasury Notes	4,827,931	797,287	493,359	1,173,300	732,042	1,631,943
<i>Amortized Cost:</i>						
STAR Ohio	59,424	59,424	-	-	-	-
Total	<u>\$ 7,456,144</u>	<u>\$ 1,334,585</u>	<u>\$ 493,359</u>	<u>\$ 1,173,300</u>	<u>\$ 732,042</u>	<u>\$ 3,722,858</u>

The weighted average maturity of investments is 2.09 years.

The Educational Service Center categorizes its fair value measurements within the fair value hierarchy established by generally accepted accounting principles. The hierarchy is based on the valuation inputs used to measure the fair value of the asset. Level 1 inputs are quoted prices in active markets for identical assets. Level 2 inputs are significant other observable inputs; Level 3 inputs are significant unobservable inputs. The above chart identifies the Educational Service Center's recurring fair value measurements as of June 30, 2022. The Educational Service Center's remaining investments measured at fair value are valued using methodologies that incorporate market inputs such as benchmark yields, reported trades, broker/dealer quotes, issuer spreads, two-sided markets, benchmark securities, bids, offers and reference data including market research publications. Market indicators and industry and economic events are also monitored, which could require the need to acquire further market data. (Level 2 inputs).

Interest Rate Risk: The Educational Service Center has no investment policy that addresses interest rate risk. State statute requires that an investment mature within five years from the date of purchase, unless matched to a specific obligation or debt of the Educational Service Center, and that an investment must be purchased with the expectation that it will be held to maturity.

Credit Risk: Standard & Poor's has assigned STAR Ohio an AAAM money market rating. Ohio law requires that STAR Ohio maintain the highest rating provided by at least one nationally recognized standard rating service. The other investments are rated AA+ by Standard & Poor's. The Educational Service Center has no investment policy that would further limit its investment choices.

Custodial Credit Risk: For an investment, custodial credit risk is the risk that, in the event of the failure of the counterparty, the Educational Service Center will not be able to recover the value of its investments or collateral securities that are in the possession of an outside party. The federal agency securities and U.S Treasury notes are exposed to custodial credit risk in that they are uninsured, unregistered, and held by the counterparty's trust department or agent but not in the Educational Service Center's name. The Educational Service Center has no investment policy dealing with investment custodial risk beyond the requirement in State statute that prohibits payment for investments prior to the delivery of the securities representing such investments to the Treasurer or qualified trustee.

**TRUMBULL COUNTY EDUCATIONAL SERVICE CENTER
TRUMBULL COUNTY, OHIO**

NOTES TO THE BASIC FINANCIAL STATEMENTS
FOR THE FISCAL YEAR ENDED JUNE 30, 2022

NOTE 4 - DEPOSITS AND INVESTMENTS - (Continued)

Concentration of Credit Risk: The Educational Service Center places no limit on the amount it may invest in any one issuer. The following table includes the percentage of each investment type held by the Educational Service Center at June 30, 2022:

<u>Measurement/ Investment type</u>	<u>Measurement Value</u>	<u>Percentage Total %</u>
<i>Fair Value:</i>		
U.S. Money Market	\$ 477,874	6.41
FNMA	695,735	9.33
FHLM	233,546	3.13
FFCB	229,930	3.08
FHLB	931,704	12.50
U.S. Treasury Notes	4,827,931	64.75
<i>Amortized Cost:</i>		
STAR Ohio	<u>59,424</u>	<u>0.80</u>
Total	<u>\$ 7,456,144</u>	<u>100.00</u>

D. Reconciliation of Cash and Investments to the Statement of Net Position

The following is a reconciliation of cash and investments as reported in the note above to cash and investments as reported on the statement of net position as of June 30, 2022:

Cash and investments per note

Carrying amount of deposits	\$ 4,110,567
Investments	7,456,144
Cash in segregated accounts	<u>6,805,408</u>
Total	<u>\$ 18,372,119</u>

Cash and investments per statement of net position

Governmental activities	\$ 8,458,962
Custodial funds	<u>9,913,157</u>
Total	<u>\$ 18,372,119</u>

THIS SPACE INTENTIONALLY LEFT BLANK

**TRUMBULL COUNTY EDUCATIONAL SERVICE CENTER
TRUMBULL COUNTY, OHIO**

NOTES TO THE BASIC FINANCIAL STATEMENTS
FOR THE FISCAL YEAR ENDED JUNE 30, 2022

NOTE 5 - RECEIVABLES

Receivables at June 30, 2022, consisted of accounts, accrued interest and intergovernmental grants. All receivables are considered collectible in full within one year.

A summary of the principal items of intergovernmental receivables follows:

<u>Governmental Activities</u>	<u>Amounts</u>
Customer Services	\$ 1,612,044
State Foundation	258,325
Public School Preschool	32,900
School Psych Intern	3,579
Governor's Emergency Education Relief	56,708
Elementary & Secondary School Emergency Relief	190,305
Title III Grant	<u>335</u>
Total	<u>\$ 2,154,196</u>

NOTE 6 - STATE FUNDING

The Educational Service Center, under State law, provides supervisory services to local school Educational Service Centers within its territory. Each city, local and exempted village school Educational Service Center that entered into an agreement with the Educational Service Center is considered to be provided supervisory services. The cost of the supervisory services is determined by the Educational Service Center and that amount is deducted from their State Foundation Program settlements based on a contract with the Educational Service Center. The Department of Education remits the amount to the Educational Service Center. The Educational Service Center may provide additional supervisory services if the majority of local and client school Educational Service Centers agree to the services and the apportionment of the costs to all of the client school Educational Service Centers.

The Educational Service Center also receives funding from the State Department of Education in the amount of \$26 times the average daily membership of the Educational Service Center. Average daily membership includes the total student counts of all local school Educational Service Centers within the Educational Service Center's territory and all of the Educational Service Center's client school Educational Service Centers. This amount is paid from State resources. The State Department of Education also deducts from the State Foundation Program settlement of each of the Educational Service Center's local and client school Educational Service Centers an amount equal to \$8.50 times the school Educational Service Center's total student count and remits this amount to the Educational Service Center.

The Educational Service Center may contract with city, exempted village, local, joint vocational or cooperative education school Educational Service Centers to provide special education and related services or career-technical education services. The individual boards of education pay the costs for these services directly to the Educational Service Center.

**TRUMBULL COUNTY EDUCATIONAL SERVICE CENTER
TRUMBULL COUNTY, OHIO**

NOTES TO THE BASIC FINANCIAL STATEMENTS
FOR THE FISCAL YEAR ENDED JUNE 30, 2022

NOTE 7 – RISK MANAGEMENT

A. Property and Liability

The Educational Service Center is exposed to various risks of loss related to torts; theft of, damage to, and destruction of assets; errors and omissions; injuries to employees and natural disasters. During fiscal year 2022, the Educational Service Center contracted with the Liberty Mutual Insurance Company for the following insurance:

<u>Type</u>	<u>Amount</u>
Property Liability	
Blanket Building and Personal Property	\$ 2,908,777
Deductible	2,500
Inland Marine:	
Computer Hardware	750,000
Computer Software	200,000
Extra Expense	50,000
Umbrella Coverage:	
Each Occurrence	4,000,000
Aggregate Limit	4,000,000
General Liability:	
Each Occurrence	1,000,000
Aggregate Limit	3,000,000
Products - Completed Operations Aggregate Limit	3,000,000
Personal and Advertising Injury Limit - Each Offense	1,000,000
Fire Damage Limit - Any One Event	500,000
Medical Expense Limit	10,000
Employees' Liability:	
Each Offense	1,000,000
Aggregate	3,000,000
Sexual Misconduct and Molestation Liability:	
Each Occurrence	1,000,000
Aggregate	1,000,000
Innocent Party Defense	300,000
School Leaders Errors and Omissions Liability:	
Injury Limit	1,000,000
Aggregate Limit	1,000,000
Non-Monetary Relief Defense	100,000
Vehicle Liability:	
Single Occurrence Limitation	1,000,000
Deductible for Comprehensive	250
Deductible for Collision	500

Settled claims have not exceeded this commercial coverage in any of the past three years and there have been no significant reductions in insurance coverage from last year.

B. Workers' Compensation

The Educational Service Center pays a premium based on a rate per \$100 of salaries. This rate is calculated based on accident history and administrative costs. The firm of Sheakley UniServices, Inc. provides administrative, cost control and actuarial services to the Educational Service Center.

**TRUMBULL COUNTY EDUCATIONAL SERVICE CENTER
TRUMBULL COUNTY, OHIO**

NOTES TO THE BASIC FINANCIAL STATEMENTS
FOR THE FISCAL YEAR ENDED JUNE 30, 2022

NOTE 7 – RISK MANAGEMENT – (Continued)

C. Employee Health Benefits

The Educational Service Center has contracted with Trumbull County Schools Employee Insurance Benefit Consortium (the Consortium) to provide employee medical/surgical and dental benefits (See Note 2.A). The Consortium is a shared risk pool comprised of seventeen Trumbull County school Educational Service Centers and the Educational Service Center. The Educational Service Center is the fiscal agent for the Consortium. Rates are set through an annual calculation process. The Educational Service Center pays a monthly contribution, which is placed in a common fund from which claim payments are made for all participating school Educational Service Centers. Claims are paid for all participants regardless of claims flow. The Executive Committee of the Consortium has the right to return monies to an existing school Educational Service Center subsequent to the settlements of all expenses and claims. The premiums are set up on a four - tier system.

<u>Premiums By Plan Type</u>	<u>Employee</u>	<u>Family</u>	<u>Employee Plus Children</u>	<u>Employee Plus Spouse</u>
Medical Mutual PPO Plan 1	\$ 679.98	\$ 1,903.95	\$ 1,155.97	\$ 1,427.96
Medical Mutual PPO Plan 2	610.62	1,709.74	1,038.06	1,282.31
Medical Mutual PPO Plan 3	541.26	1,515.54	920.15	1,136.66
Medical Mutual PPO Plan 4	505.91	1,416.54	860.04	1,062.40
Dental	26.08	81.65		
Life (\$50,000 coverage)	5.75			

The Educational Service Center pays 90 percent of medical premiums for classified and certified employees enrolled in PPO Plans 1 and 2. For classified and certified employees enrolled in PPO Plan 3 and 4, the Educational Service Center pays 100 percent of the cost of premiums. The Educational Service Center pays 100 percent of dental and life premiums for both classified and certified employees. For administrative employees, the Educational Service Center pays 90 percent and administrators pay 10 percent of the cost of premiums.

THIS SPACE INTENTIONALLY LEFT BLANK

**TRUMBULL COUNTY EDUCATIONAL SERVICE CENTER
TRUMBULL COUNTY, OHIO**

NOTES TO THE BASIC FINANCIAL STATEMENTS
FOR THE FISCAL YEAR ENDED JUNE 30, 2022

NOTE 8 - CAPITAL ASSETS

Due to the implementation of GASB Statement No. 87 (see Note 3.A for detail), the Educational Service Center has reported capital assets for the right to use leased equipment and buildings which are reflected in the schedule below. Capital asset activity for the fiscal year ended June 30, 2022, was as follows:

	<u>Restated Balance 06/30/21</u>	<u>Additions</u>	<u>Deductions</u>	<u>Balance 06/30/22</u>
Governmental activities:				
<i>Capital assets, being depreciated/amortized:</i>				
Furniture, Equipment and Textbooks	\$ 1,028,825	\$ 16,154	\$ (48,119)	\$ 996,860
Vehicles	22,783	-	-	22,783
Intangible right to use:				
Leased equipment	239,490	-	-	239,490
Leased building	733,068	-	-	733,068
Total capital assets, being depreciated/amortized	<u>2,024,166</u>	<u>16,154</u>	<u>(48,119)</u>	<u>1,992,201</u>
<i>Less: accumulated depreciation/amortization:</i>				
Furniture, Equipment and Textbooks	(811,705)	(60,483)	47,428	(824,760)
Vehicles	(19,259)	(3,255)	-	(22,514)
Intangible right to use:				
Leased equipment	(158,428)	(40,531)	-	(198,959)
Leased building	-	(146,614)	-	(146,614)
Total accumulated depreciation/amortization	<u>(989,392)</u>	<u>(250,883)</u>	<u>47,428</u>	<u>(1,192,847)</u>
Governmental activities capital assets, net	<u>\$ 1,034,774</u>	<u>\$ (234,729)</u>	<u>\$ (691)</u>	<u>\$ 799,354</u>

Depreciation/amortization expense was charged to governmental functions as follows:

Instruction:

Regular	\$ 1,262
Special	8,212

Support services:

Pupil	3,733
Instructional staff	12,069
Board of education	146,614
Administration	18,091
Fiscal	432
Business	3,255
Operations and maintenance	2,416
Central	<u>54,799</u>

Total depreciation/amortization expense \$ 250,883

**TRUMBULL COUNTY EDUCATIONAL SERVICE CENTER
TRUMBULL COUNTY, OHIO**

NOTES TO THE BASIC FINANCIAL STATEMENTS
FOR THE FISCAL YEAR ENDED JUNE 30, 2022

NOTE 9 - LONG-TERM OBLIGATIONS

Due to the implementation of GASB Statement No. 87 (see Note 3.A for detail), the Educational Service Center has reported obligations for leases payable which are reflected in the schedule below. During fiscal year 2022, the following activity occurred in governmental activities long-term obligations:

	Restated Balance <u>June 30, 2021</u>	<u>Increases</u>	<u>Decreases</u>	Balance <u>June 30, 2022</u>	Amounts Due Within <u>One Year</u>
Governmental Activities:					
Leases payable	\$ 829,216	\$ -	\$ (181,913)	\$ 647,303	\$ 186,972
Compensated Absences	802,693	208,123	(260,794)	750,022	90,484
Net pension liability	23,517,921	-	(10,579,774)	12,938,147	-
Net OPEB liability	<u>1,934,263</u>	<u>126,223</u>	<u>-</u>	<u>2,060,486</u>	<u>-</u>
Total governmental activities	<u>\$ 27,084,093</u>	<u>\$ 334,346</u>	<u>\$(11,022,481)</u>	<u>\$ 16,395,958</u>	<u>\$ 277,456</u>

Net Pension Liability

The Educational Service Center's net pension liability is described in Note 10. The Educational Service Center pays obligations related to employee compensation from the fund benefitting from their service, which is primarily the general fund.

Net OPEB Liability

The Educational Service Center's net OPEB liability is described in Note 11. The Educational Service Center pays obligations related to employee compensation from the fund benefitting from their service, which is primarily the general fund.

Compensated Absences

Compensated absences will be paid from the fund from which the employee is paid which, for the Educational Service Center, is primarily the general fund and the public school preschool special revenue fund.

Leases payable

During a prior fiscal year, the Educational Service Center entered into lease agreements for the right to use computer equipment and building space. Due to the implementation of GASB Statement No. 87, the Educational Service Center will report an intangible capital asset and corresponding liability for the future scheduled payments under the leases. The lease payments are made from the general fund.

The Educational Service Center has entered into lease agreements for computer equipment and building space at terms as follows:

<u>Description</u>	<u>Lease Commencement Date</u>	<u>Years</u>	<u>Lease End Date</u>	<u>Payment Method</u>
Computer Equipment	2018	5	2023	Monthly
Building Space	2016	10	2026	Monthly

**TRUMBULL COUNTY EDUCATIONAL SERVICE CENTER
TRUMBULL COUNTY, OHIO**

NOTES TO THE BASIC FINANCIAL STATEMENTS
FOR THE FISCAL YEAR ENDED JUNE 30, 2022

NOTE 9 - LONG-TERM OBLIGATIONS - (Continued)

The following is a schedule of future lease payments under the lease agreements:

Fiscal Year Ending June 30,	Leases Payable		
	Principal	Interest	Total
2023	\$ 186,972	\$ 17,922	\$ 204,894
2024	154,630	11,624	166,254
2025	150,561	7,112	157,673
2026	155,140	2,533	157,673
Total	<u>\$ 647,303</u>	<u>\$ 39,191</u>	<u>\$ 686,494</u>

NOTE 10 - DEFINED BENEFIT PENSION PLANS

The Statewide retirement systems provide both pension benefits and other postemployment benefits (OPEB).

Net Pension Liability/Net OPEB Liability/Asset

The net pension liability/asset and the net OPEB liability/asset reported on the statement of net position represents a liability or asset to employees for pensions and OPEB, respectively.

Pensions and OPEB are a component of exchange transactions—between an employer and its employees—of salaries and benefits for employee services. Pensions/OPEB are provided to an employee—on a deferred-payment basis—as part of the total compensation package offered by an employer for employee services each financial period. The obligation to sacrifice resources for pensions is a present obligation because it was created as a result of employment exchanges that already have occurred.

The net pension/OPEB liability (asset) represent the Educational Service Center’s proportionate share of each pension/OPEB plan’s collective actuarial present value of projected benefit payments attributable to past periods of service, net of each pension/OPEB plan’s fiduciary net position. The net pension/OPEB liability (asset) calculation is dependent on critical long-term variables, including estimated average life expectancies, earnings on investments, cost of living adjustments and others. While these estimates use the best information available, unknowable future events require adjusting these estimates annually.

The Ohio Revised Code limits the Educational Service Center’s obligation for this liability to annually required payments. The Educational Service Center cannot control benefit terms or the manner in which pensions/OPEB are financed; however, the Educational Service Center does receive the benefit of employees’ services in exchange for compensation including pension and OPEB.

GASB 68/75 assumes the liability is solely the obligation of the employer, because (1) they benefit from employee services; and (2) State statute requires funding to come from these employers. All pension contributions to date have come solely from these employers (which also includes pension costs paid in the form of withholdings from employees). The retirement systems may allocate a portion of the employer contributions to provide for these OPEB benefits. In addition, health care plan enrollees pay a portion of the health care costs in the form of a monthly premium. State statute requires the retirement systems to amortize unfunded pension liabilities within 30 years. If the pension amortization period exceeds 30 years, each retirement system’s board must propose corrective action to the State legislature. Any resulting legislative change to benefits or funding could significantly affect the net pension/OPEB liability (asset). Resulting adjustments to the net pension/OPEB liability (asset) would be effective when the changes are legally enforceable. The Ohio Revised Code permits, but does not require, the retirement systems to provide healthcare to eligible benefit recipients.

The remainder of this note includes the required pension disclosures. See Note 11 for the required OPEB disclosures.

**TRUMBULL COUNTY EDUCATIONAL SERVICE CENTER
TRUMBULL COUNTY, OHIO**

NOTES TO THE BASIC FINANCIAL STATEMENTS
FOR THE FISCAL YEAR ENDED JUNE 30, 2022

NOTE 10 - DEFINED BENEFIT PENSION PLANS - (Continued)

The proportionate share of each plan's unfunded benefits is presented as a long-term *net pension/OPEB liability (asset)* on the accrual basis of accounting. Any liability for the contractually required pension contribution outstanding at the end of the year is included in pension obligation payable on both the accrual and modified accrual bases of accounting.

Plan Description - School Employees Retirement System (SERS)

Plan Description - The Educational Service Center's non-teaching employees participate in SERS, a cost-sharing multiple-employer defined benefit pension plan administered by SERS. SERS provides retirement, disability and survivor benefits, annual cost-of-living adjustments, and death benefits to plan members and beneficiaries. Authority to establish and amend benefits is provided by Ohio Revised Code Chapter 3309. SERS issues a publicly available, stand-alone financial report that includes financial statements, required supplementary information and detailed information about SERS' fiduciary net position. That report can be obtained by visiting the SERS website at www.ohsers.org under Employers/Audit Resources.

Age and service requirements for retirement are as follows:

	Eligible to Retire on or before August 1, 2017 *	Eligible to Retire after August 1, 2017
Full benefits	Any age with 30 years of service credit	Age 67 with 10 years of service credit; or Age 57 with 30 years of service credit
Actuarially reduced benefits	Age 60 with 5 years of service credit; or Age 55 with 25 years of service credit	Age 62 with 10 years of service credit; or Age 60 with 25 years of service credit

* Members with 25 years of service credit as of August 1, 2017 will be included in this plan.

Annual retirement benefits are calculated based on final average salary multiplied by a percentage that varies based on years of service; 2.2% for the first thirty years of service and 2.5% for years of service credit over 30. Final average salary is the average of the highest three years of salary.

An individual whose benefit effective date is before April 1, 2018, is eligible for a cost-of-living adjustment (COLA) on the first anniversary date of the benefit. Beginning April 1, 2018, new benefit recipients must wait until the fourth anniversary of their benefit for COLA eligibility. The COLA is added each year to the base benefit amount on the anniversary date of the benefit. A three-year COLA suspension was in effect for all benefit recipients for the years 2018, 2019, and 2020. Upon resumption of the COLA, it will be indexed to the percentage increase in the CPI-W, not to exceed 2.5% and with a floor of 0%. In 2021, the Board of Trustees approved a 2.5% cost-of-living adjustment (COLA) for eligible retirees and beneficiaries in 2022.

Funding Policy - Plan members are required to contribute 10.00% of their annual covered salary and the Educational Service Center is required to contribute 14.00% of annual covered payroll. The contribution requirements of plan members and employers are established and may be amended by the SERS' Retirement Board up to statutory maximum amounts of 10.00% for plan members and 14.00% for employers. The Retirement Board, acting with the advice of the actuary, allocates the employer contribution rate among four of the System's funds (Pension Trust Fund, Death Benefit Fund, Medicare B Fund, and Health Care Fund). For the fiscal year ended June 30, 2022, the allocation to pension, death benefits, and Medicare B was 14.00%. For fiscal year 2022, the Retirement Board did not allocate any employer contribution to the Health Care Fund.

The Educational Service Center's contractually required contribution to SERS was \$830,946 for fiscal year 2022. Of this amount, \$40,148 is reported as pension obligation payable.

**TRUMBULL COUNTY EDUCATIONAL SERVICE CENTER
TRUMBULL COUNTY, OHIO**

NOTES TO THE BASIC FINANCIAL STATEMENTS
FOR THE FISCAL YEAR ENDED JUNE 30, 2022

NOTE 10 - DEFINED BENEFIT PENSION PLANS - (Continued)

Plan Description - State Teachers Retirement System (STRS)

Plan Description - Licensed teachers participate in STRS, a cost-sharing multiple-employer public employee retirement system administered by STRS. STRS provides retirement and disability benefits to members and death and survivor benefits to beneficiaries. STRS issues a stand-alone financial report that includes financial statements, required supplementary information and detailed information about STRS' fiduciary net position. That report can be obtained by writing to STRS, 275 E. Broad St., Columbus, OH 43215-3771, by calling (888) 227-7877, or by visiting the STRS website at www.strsoh.org.

New members have a choice of three retirement plans: a Defined Benefit (DB) Plan, a Defined Contribution (DC) Plan and a Combined (CO) Plan. Benefits are established by Ohio Revised Code Chapter 3307.

The DB plan offers an annual retirement allowance based on final average salary multiplied by a percentage that varies based on years of service. Effective August 1, 2015, the calculation is 2.20% of final average salary for the five highest years of earnings multiplied by all years of service. In April 2017, the Retirement Board made the decision to reduce COLA granted on or after July 1, 2017, to 0% to preserve the fiscal integrity of the retirement system. Benefit recipients' base benefit and past cost-of living increases are not affected by this change. Eligibility changes will be phased in until August 1, 2026, when retirement eligibility for unreduced benefits will be five year of service credit and age 65, or 35 years of service credit and at least age 60.

Eligibility changes for DB Plan members who retire with actuarially reduced benefits will be phased in until August 1, 2026, when retirement eligibility will be five years of qualifying service credit and age 60, or 30 years of service credit at any age.

The DC Plan allows members to place all of their member contributions and 9.53% of the 14% employer contributions into an investment account. Investment allocation decisions are determined by the member. The remaining 4.47% of the 14% employer rate is allocated to the defined benefit unfunded liability. A member is eligible to receive a retirement benefit at age 50 and termination of employment. The member may elect to receive a lifetime monthly annuity or a lump sum withdrawal.

The Combined Plan offers features of both the DB Plan and the DC Plan. In the Combined Plan, 12% of the 14% member rate goes to the DC Plan and the remaining 2% is applied to the DB Plan. Member contributions to the DC Plan are allocated among investment choices by the member, and contributions to the DB Plan from the employer and the member are used to fund the defined benefit payment at a reduced level from the regular DB Plan. The defined benefit portion of the Combined Plan payment is payable to a member on or after age 60 with five years of service. The defined contribution portion of the account may be taken as a lump sum payment or converted to a lifetime monthly annuity after termination of employment at age 50 and after termination of employment.

New members who choose the DC Plan or Combined Plan will have another opportunity to reselect a permanent plan during their fifth year of membership. Members may remain in the same plan or transfer to another STRS plan. The optional annuitization of a member's defined contribution account or the defined contribution portion of a member's Combined Plan account to a lifetime benefit results in STRS bearing the risk of investment gain or loss on the account. STRS has therefore included all three plan options as one defined benefit plan for GASB 68 reporting purposes.

A DB or Combined Plan member with five or more years of credited service who is determined to be disabled may qualify for a disability benefit. New members must have at least ten years of qualifying service credit that apply for disability benefits. Members in the DC Plan who become disabled are entitled only to their account balance. Eligible survivors of members who die before service retirement may qualify for monthly benefits. If a member of the DC Plan dies before retirement benefits begin, the member's designated beneficiary is entitled to receive the member's account balance.

**TRUMBULL COUNTY EDUCATIONAL SERVICE CENTER
TRUMBULL COUNTY, OHIO**

NOTES TO THE BASIC FINANCIAL STATEMENTS
FOR THE FISCAL YEAR ENDED JUNE 30, 2022

NOTE 10 - DEFINED BENEFIT PENSION PLANS - (Continued)

Funding Policy - Employer and member contribution rates are established by the State Teachers Retirement Board and limited by Chapter 3307 of the Ohio Revised Code. The fiscal year 2022 employer and employee contribution rate of 14% was equal to the statutory maximum rates. For fiscal year 2022, the full employer contribution was allocated to pension.

The Educational Service Center's contractually required contribution to STRS was \$1,281,420 for fiscal year 2022. Of this amount, \$184,738 is reported as pension obligation payable.

Pension Liabilities, Pension Expense, and Deferred Outflows of Resources and Deferred Inflows of Resources Related to Pensions

The net pension liability was measured as of June 30, 2021, and the total pension liability used to calculate the net pension liability was determined by an actuarial valuation as of that date. The Educational Service Center's proportion of the net pension liability was based on the Educational Service Center's share of contributions to the pension plan relative to the projected contributions of all participating entities.

Following is information related to the proportionate share and pension expense:

	<u>SERS</u>	<u>STRS</u>	<u>Total</u>
Proportion of the net pension liability prior measurement date	0.088882500%	0.072899330%	
Proportion of the net pension liability current measurement date	<u>0.106444208%</u>	<u>0.070473453%</u>	
Change in proportionate share	<u>0.017561708%</u>	<u>-0.002425877%</u>	
Proportionate share of the net pension liability	\$ 3,927,483	\$ 9,010,664	\$ 12,938,147
Pension expense	\$ 396,405	\$ (138,175)	\$ 258,230

At June 30, 2022, the Educational Service Center reported deferred outflows of resources and deferred inflows of resources related to pensions from the following sources:

	<u>SERS</u>	<u>STRS</u>	<u>Total</u>
Deferred outflows of resources			
Differences between expected and actual experience	\$ 380	\$ 278,384	\$ 278,764
Changes of assumptions	82,702	2,499,720	2,582,422
Difference between employer contributions and proportionate share of contributions/ change in proportionate share	644,093	105,355	749,448
Contributions subsequent to the measurement date	<u>830,946</u>	<u>1,281,420</u>	<u>2,112,366</u>
Total deferred outflows of resources	<u>\$ 1,558,121</u>	<u>\$ 4,164,879</u>	<u>\$ 5,723,000</u>

**TRUMBULL COUNTY EDUCATIONAL SERVICE CENTER
TRUMBULL COUNTY, OHIO**

NOTES TO THE BASIC FINANCIAL STATEMENTS
FOR THE FISCAL YEAR ENDED JUNE 30, 2022

NOTE 10 - DEFINED BENEFIT PENSION PLANS - (Continued)

	<u>SERS</u>	<u>STRS</u>	<u>Total</u>
Deferred inflows of resources			
Differences between expected and actual experience	\$ 101,856	\$ 56,479	\$ 158,335
Net difference between projected and actual earnings on pension plan investments	2,022,767	7,765,466	9,788,233
Difference between employer contributions and proportionate share of contributions/ change in proportionate share	<u>-</u>	<u>473,904</u>	<u>473,904</u>
Total deferred inflows of resources	<u>\$ 2,124,623</u>	<u>\$ 8,295,849</u>	<u>\$ 10,420,472</u>

\$2,112,366 reported as deferred outflows of resources related to pension resulting from Educational Service Center contributions subsequent to the measurement date will be recognized as a reduction of the net pension liability in the fiscal year ending June 30, 2023.

Other amounts reported as deferred outflows of resources and deferred inflows of resources related to pension will be recognized in pension expense as follows:

	<u>SERS</u>	<u>STRS</u>	<u>Total</u>
Fiscal Year Ending June 30:			
2023	\$ (85,642)	\$ (1,347,232)	\$ (1,432,874)
2024	(209,999)	(1,163,164)	(1,373,163)
2025	(480,940)	(1,247,977)	(1,728,917)
2026	<u>(620,867)</u>	<u>(1,654,017)</u>	<u>(2,274,884)</u>
Total	<u>\$ (1,397,448)</u>	<u>\$ (5,412,390)</u>	<u>\$ (6,809,838)</u>

Actuarial Assumptions - SERS

SERS' total pension liability was determined by their actuaries in accordance with GASB Statement No. 67, as part of their annual actuarial valuation for each defined benefit retirement plan. Actuarial valuations of an ongoing plan involve estimates of the value of reported amounts (e.g., salaries, credited service) and assumptions about the probability of occurrence of events far into the future (e.g., mortality, disabilities, retirements, employment termination). Actuarially determined amounts are subject to continual review and potential modifications, as actual results are compared with past expectations and new estimates are made about the future.

Projections of benefits for financial reporting purposes are based on the substantive plan (the plan as understood by the employers and plan members) and include the types of benefits provided at the time of each valuation and the historical pattern of sharing benefit costs between the employers and plan members to that point. The projection of benefits for financial reporting purposes does not explicitly incorporate the potential effects of legal or contractual funding limitations.

Actuarial calculations reflect a long-term perspective. For a newly hired employee, actuarial calculations will take into account the employee's entire career with the employer and also take into consideration the benefits, if any, paid to the employee after termination of employment until the death of the employee and any applicable contingent annuitant. In many cases actuarial calculations reflect several decades of service with the employer and the payment of benefits after termination.

**TRUMBULL COUNTY EDUCATIONAL SERVICE CENTER
TRUMBULL COUNTY, OHIO**

NOTES TO THE BASIC FINANCIAL STATEMENTS
FOR THE FISCAL YEAR ENDED JUNE 30, 2022

NOTE 10 - DEFINED BENEFIT PENSION PLANS - (Continued)

Key methods and assumptions used in calculating the total pension liability in the latest actuarial valuation, prepared as of June 30, 2021, are presented below:

Wage inflation:	
Current measurement date	2.40%
Prior measurement date	3.00%
Future salary increases, including inflation:	
Current measurement date	3.25% to 13.58%
Prior measurement date	3.50% to 18.20%
COLA or ad hoc COLA:	
Current measurement date	2.00%
Prior measurement date	2.50%
Investment rate of return:	
Current measurement date	7.00% net of system expenses
Prior measurement date	7.50% net of system expenses
Discount rate:	
Current measurement date	7.00%
Prior measurement date	7.50%
Actuarial cost method	Entry age normal (level percent of payroll)

In 2021, Mortality rates were based on the PUB-2010 General Employee Amount Weight Below Median Healthy Retiree mortality table projected to 2017 with ages set forward 1 year and adjusted 94.20% for males and set forward 2 years and adjusted 81.35% for females. Mortality among disabled members were based upon the PUB-2010 General Disabled Retiree mortality table projected to 2017 with ages set forward 5 years and adjusted 103.3% for males and set forward 3 years and adjusted 106.8% for females. Future improvement in mortality rates is reflected by applying the MP-2020 projection scale generationally.

In the prior measurement date, the mortality rates were based on the RP-2014 Blue Collar Mortality Table with fully generational projection and a five-year age set-back for both males and females. Mortality among service retired members, and beneficiaries were based upon the RP-2014 Blue Collar Mortality Table with fully generational projection with Scale BB, 120% of male rates, and 110% of female rates. Mortality among disabled members was based upon the RP-2000 Disabled Mortality Table, 90% for male rates and 100% for female rates, set back five years is used for the period after disability retirement.

The most recent experience study was completed for the five-year period ended June 30, 2020.

The long-term return expectation for the Pension Plan Investments has been determined using a building-block approach and assumes a time horizon, as defined in SERS' *Statement of Investment Policy*. A forecasted rate of inflation serves as the baseline for the return expectation. Various real return premiums over the baseline inflation rate have been established for each asset class. The long-term expected nominal rate of return has been determined by calculating a weighted average of the expected real return premiums for each asset class, adding the projected inflation rate, and adding the expected return from rebalancing uncorrelated asset classes.

**TRUMBULL COUNTY EDUCATIONAL SERVICE CENTER
TRUMBULL COUNTY, OHIO**

NOTES TO THE BASIC FINANCIAL STATEMENTS
FOR THE FISCAL YEAR ENDED JUNE 30, 2022

NOTE 10 - DEFINED BENEFIT PENSION PLANS - (Continued)

The target allocation and best estimates of arithmetic real rates of return for each major asset class are summarized in the following table:

Asset Class	Target Allocation	Long-Term Expected Real Rate of Return
Cash	2.00 %	(0.33) %
US Equity	24.75	5.72
Non-US Equity Developed	13.50	6.55
Non-US Equity Emerging	6.75	8.54
Fixed Income/Global Bonds	19.00	1.14
Private Equity	11.00	10.03
Real Estate/Real Assets	16.00	5.41
Multi-Asset Strategy	4.00	3.47
Private Debt/Private Credit	3.00	5.28
Total	<u>100.00 %</u>	

Discount Rate - The total pension liability was calculated using the discount rate of 7.00%. The projection of cash flows used to determine the discount rate assumed the contributions from employers and from the members would be computed based on contribution requirements as stipulated by state statute. Projected inflows from investment earnings were calculated using the long-term assumed investment rate of return (7.00%). Based on those assumptions, the plan's fiduciary net position was projected to be available to make all future benefit payments of current plan members. Therefore, the long-term expected rate of return on pension plan investments was applied to all periods of projected benefits to determine the total pension liability.

Sensitivity of the Educational Service Center's Proportionate Share of the Net Pension Liability to Changes in the Discount Rate - Net pension liability is sensitive to changes in the discount rate, and to illustrate the potential impact the following table presents the net pension liability calculated using the discount rate of 7.00%, as well as what each plan's net pension liability would be if it were calculated using a discount rate that is one percentage point lower (6.00%), or one percentage point higher (8.00%) than the current rate.

	1% Decrease	Current Discount Rate	1% Increase
Educational Service Center's proportionate share of the net pension liability	\$ 6,534,366	\$ 3,927,483	\$ 1,728,984

THIS SPACE INTENTIONALLY LEFT BLANK

**TRUMBULL COUNTY EDUCATIONAL SERVICE CENTER
TRUMBULL COUNTY, OHIO**

NOTES TO THE BASIC FINANCIAL STATEMENTS
FOR THE FISCAL YEAR ENDED JUNE 30, 2022

NOTE 10 - DEFINED BENEFIT PENSION PLANS - (Continued)

Actuarial Assumptions - STRS

Key methods and assumptions used in the latest actuarial valuation, reflecting experience study results used in the June 30, 2021, actuarial valuation are presented below:

	June 30, 2021	June 30, 2020
Inflation	2.50%	2.50%
Projected salary increases	12.50% at age 20 to 2.50% at age 65	12.50% at age 20 to 2.50% at age 65
Investment rate of return	7.00%, net of investment expenses, including inflation	7.45%, net of investment expenses, including inflation
Discount rate of return	7.00%	7.45%
Payroll increases	3.00%	3.00%
Cost-of-living adjustments (COLA)	0.00%	0.00%

For the June 30, 2021, actuarial valuation, post-retirement mortality rates are based on the RP-2014 Annuitant Mortality Tables with 50% of rates through age 69, 70% of rates between ages 70 and 79, 90% of rates between ages 80 and 84, and 100% of rates thereafter, projected forward generationally using mortality improvement scale MP-2016. Pre-retirement mortality rates are based on RP-2014 Employee Mortality Tables, projected forward generationally using mortality improvement scale MP-2016. Post-retirement disabled mortality rates are based on the RP-2014 Disabled Mortality Tables with 90% of rates for males and 100% of rates for females, projected forward generationally using mortality improvement scale MP-2016.

Actuarial assumptions used in the June 30, 2021 valuation are based on the results of an actuarial experience study for the period July 1, 2011 through June 30, 2016.

STRS Ohio's investment consultant develops an estimate range for the investment return assumption based on the target allocation adopted by the Retirement Board. The target allocation and long-term expected rate of return for each major asset class are summarized as follows:

<u>Asset Class</u>	<u>Target Allocation</u>	<u>Long-Term Expected Real Rate of Return *</u>
Domestic Equity	28.00 %	7.35 %
International Equity	23.00	7.55
Alternatives	17.00	7.09
Fixed Income	21.00	3.00
Real Estate	10.00	6.00
Liquidity Reserves	1.00	2.25
Total	<u>100.00 %</u>	

*10-Year geometric nominal returns, which include the real rate of return and inflation of 2.25% and does not include investment expenses. Over a 30-year period, STRS' investment consultant indicates that the above target allocations should generate a return above the actuarial rate of return, without net value added by management.

**TRUMBULL COUNTY EDUCATIONAL SERVICE CENTER
TRUMBULL COUNTY, OHIO**

NOTES TO THE BASIC FINANCIAL STATEMENTS
FOR THE FISCAL YEAR ENDED JUNE 30, 2022

NOTE 10 - DEFINED BENEFIT PENSION PLANS - (Continued)

Discount Rate - The discount rate used to measure the total pension liability was 7.00% as of June 30, 2021. The projection of cash flows used to determine the discount rate assumes that member and employer contributions will be made at the statutory contribution rates in accordance with the rates described previously. For this purpose, only employer contributions that are intended to fund benefits of current plan members and their beneficiaries are included. Based on those assumptions, STRS Ohio's fiduciary net position was projected to be available to make all projected future benefit payments to current plan members as of June 30, 2021. Therefore, the long-term expected rate of return on pension plan investments of 7.00% was applied to all periods of projected benefit payments to determine the total pension liability as of June 30, 2021.

Sensitivity of the Educational Service Center's Proportionate Share of the Net Pension Liability to Changes in the Discount Rate - The following table represents the net pension liability as of June 30, 2021, calculated using the current period discount rate assumption of 7.00%, as well as what the net pension liability would be if it were calculated using a discount rate that is one percentage point lower (6.00%) or one percentage point higher (8.00%) than the current assumption:

	1% Decrease	Current Discount Rate	1% Increase
Educational Service Center's proportionate share of the net pension liability	\$ 16,873,602	\$ 9,010,664	\$ 2,366,499

Changes Between Measurement Date and Reporting Date - STRS approved a one-time 3.00% cost-of-living adjustment to eligible benefit recipients effective July 1, 2022. It is unknown what the effect this change will have on the net pension liability.

NOTE 11 - DEFINED BENEFIT OPEB PLANS

Net OPEB Liability/Asset

See Note 10 for a description of the net OPEB liability (asset).

Plan Description - School Employees Retirement System (SERS)

Health Care Plan Description - The Educational Service Center contributes to the SERS Health Care Fund, administered by SERS for non-certificated retirees and their beneficiaries. For GASB 75 purposes, this plan is considered a cost-sharing other postemployment benefit (OPEB) plan. SERS' Health Care Plan provides healthcare benefits to eligible individuals receiving retirement, disability, and survivor benefits, and to their eligible dependents. Members who retire after June 1, 1986, need 10 years of service credit, exclusive of most types of purchased credit, to qualify to participate in SERS' health care coverage. In addition to age and service retirees, disability benefit recipients and beneficiaries who are receiving monthly benefits due to the death of a member or retiree, are eligible for SERS' health care coverage. Most retirees and dependents choosing SERS' health care coverage are over the age of 65 and therefore enrolled in a fully insured Medicare Advantage plan; however, SERS maintains a traditional, self-insured preferred provider organization for its non-Medicare retiree population. For both groups, SERS offers a self-insured prescription drug program. Health care is a benefit that is permitted, not mandated, by statute. The financial report of the Plan is included in the SERS Annual Comprehensive Financial Report which can be obtained on SERS' website at www.ohsers.org under Employers/Audit Resources.

**TRUMBULL COUNTY EDUCATIONAL SERVICE CENTER
TRUMBULL COUNTY, OHIO**

NOTES TO THE BASIC FINANCIAL STATEMENTS
FOR THE FISCAL YEAR ENDED JUNE 30, 2022

NOTE 11 - DEFINED BENEFIT OPEB PLANS - (Continued)

Access to health care for retirees and beneficiaries is permitted in accordance with Section 3309 of the Ohio Revised Code. The Health Care Fund was established and is administered in accordance with Internal Revenue Code Section 105(e). SERS' Retirement Board reserves the right to change or discontinue any health plan or program. Active employee members do not contribute to the Health Care Plan. The SERS Retirement Board established the rules for the premiums paid by the retirees for health care coverage for themselves and their dependents or for their surviving beneficiaries. Premiums vary depending on the plan selected, qualified years of service, Medicare eligibility, and retirement status.

Funding Policy - State statute permits SERS to fund the health care benefits through employer contributions. Each year, after the allocation for statutorily required pensions and benefits, the Retirement Board may allocate the remainder of the employer contribution of 14% of covered payroll to the Health Care Fund in accordance with the funding policy. For the fiscal year ended June 30, 2022, SERS did not allocate any employer contributions to post-employment health care. An additional health care surcharge on employers is collected for employees earning less than an actuarially determined minimum compensation amount, pro-rated if less than a full year of service credit was earned. For fiscal year 2022, this amount was \$25,000. Statutes provide that no employer shall pay a health care surcharge greater than 2% of that employer's SERS-covered payroll; nor may SERS collect in aggregate more than 1.5% of the total statewide SERS-covered payroll for the health care surcharge. For fiscal year 2022, the Educational Service Center's surcharge obligation was \$104,841.

The surcharge added to the allocated portion of the 14% employer contribution rate is the total amount assigned to the Health Care Fund. The Educational Service Center's contractually required contribution to SERS was \$104,841 for fiscal year 2022. Of this amount, \$104,841 is reported as pension obligation payable.

Plan Description - State Teachers Retirement System (STRS)

Plan Description - The State Teachers Retirement System of Ohio (STRS) administers a cost-sharing Health Plan administered for eligible retirees who participated in the defined benefit or combined pension plans offered by STRS. Ohio law authorizes STRS to offer this plan. Benefits include hospitalization, physicians' fees, prescription drugs and partial reimbursement of monthly Medicare Part B premiums. The Medicare Part B monthly reimbursement elimination date was postponed indefinitely. The Plan is included in the report of STRS which can be obtained by visiting www.strsoh.org or by calling (888) 227-7877.

Funding Policy - Ohio Revised Code Chapter 3307 authorizes STRS to offer the Plan and gives the Retirement Board discretionary authority over how much, if any, of the health care costs will be absorbed by STRS. Active employee members do not contribute to the Health Care Plan. Nearly all health care plan enrollees, for the most recent year, pay a portion of the health care costs in the form of a monthly premium. Under Ohio law, funding for post-employment health care may be deducted from employer contributions, currently 14% of covered payroll. For the fiscal year ended June 30, 2022, STRS did not allocate any employer contributions to post-employment health care.

OPEB Liabilities/Assets, OPEB Expense, and Deferred Outflows of Resources and Deferred Inflows of Resources Related to OPEB

The net OPEB liability/asset was measured as of June 30, 2021, and the total OPEB liability/asset used to calculate the net OPEB liability/asset was determined by an actuarial valuation as of that date. The Educational Service Center's proportion of the net OPEB liability/asset was based on the Educational Service Center's share of contributions to the respective retirement systems relative to the contributions of all participating entities.

**TRUMBULL COUNTY EDUCATIONAL SERVICE CENTER
TRUMBULL COUNTY, OHIO**

NOTES TO THE BASIC FINANCIAL STATEMENTS
FOR THE FISCAL YEAR ENDED JUNE 30, 2022

NOTE 11 - DEFINED BENEFIT OPEB PLANS - (Continued)

Following is information related to the proportionate share and OPEB expense:

	<u>SERS</u>	<u>STRS</u>	<u>Total</u>
Proportion of the net OPEB liability/asset prior measurement date	0.089000040%	0.072899330%	
Proportion of the net OPEB liability/asset current measurement date	<u>0.108871672%</u>	<u>0.070473453%</u>	
Change in proportionate share	<u>0.019871632%</u>	<u>-0.002425877%</u>	
Proportionate share of the net OPEB liability	\$ 2,060,486	\$ -	\$ 2,060,486
Proportionate share of the net OPEB asset	\$ -	\$ (1,485,875)	\$ (1,485,875)
OPEB expense	\$ 48,330	\$ (102,196)	\$ (53,866)

At June 30, 2022, the Educational Service Center reported deferred outflows of resources and deferred inflows of resources related to OPEB from the following sources:

	<u>SERS</u>	<u>STRS</u>	<u>Total</u>
Deferred outflows of resources			
Differences between expected and actual experience	\$ 21,965	\$ 52,909	\$ 74,874
Changes of assumptions	323,241	94,912	418,153
Difference between employer contributions and proportionate share of contributions/ change in proportionate share	566,672	11,380	578,052
Contributions subsequent to the measurement date	<u>104,841</u>	<u>-</u>	<u>104,841</u>
Total deferred outflows of resources	<u>\$ 1,016,719</u>	<u>\$ 159,201</u>	<u>\$ 1,175,920</u>

	<u>SERS</u>	<u>STRS</u>	<u>Total</u>
Deferred inflows of resources			
Differences between expected and actual experience	\$ 1,026,215	\$ 272,241	\$ 1,298,456
Net difference between projected and actual earnings on OPEB plan investments	44,765	411,859	456,624
Changes of assumptions	282,167	886,435	1,168,602
Difference between employer contributions and proportionate share of contributions/ change in proportionate share	<u>161,504</u>	<u>3,597</u>	<u>165,101</u>
Total deferred inflows of resources	<u>\$ 1,514,651</u>	<u>\$ 1,574,132</u>	<u>\$ 3,088,783</u>

\$104,841 reported as deferred outflows of resources related to OPEB resulting from Educational Service Center contributions subsequent to the measurement date will be recognized as a reduction of the net OPEB liability/asset in the fiscal year ending June 30, 2023.

**TRUMBULL COUNTY EDUCATIONAL SERVICE CENTER
TRUMBULL COUNTY, OHIO**

NOTES TO THE BASIC FINANCIAL STATEMENTS
FOR THE FISCAL YEAR ENDED JUNE 30, 2022

NOTE 11 - DEFINED BENEFIT OPEB PLANS - (Continued)

Other amounts reported as deferred outflows of resources and deferred inflows of resources related to OPEB will be recognized in OPEB expense as follows:

	SERS	STRS	Total
Fiscal Year Ending June 30:			
2023	\$ (168,169)	\$ (404,268)	\$ (572,437)
2024	(168,482)	(393,963)	(562,445)
2025	(154,338)	(386,407)	(540,745)
2026	(124,659)	(172,737)	(297,396)
2027	(31,116)	(58,704)	(89,820)
Thereafter	43,991	1,148	45,139
Total	\$ (602,773)	\$ (1,414,931)	\$ (2,017,704)

Actuarial Assumptions - SERS

The total OPEB liability is determined by SERS' actuaries in accordance with GASB Statement No. 74, as part of their annual actuarial valuation for each retirement plan. Actuarial valuations of an ongoing plan involve estimates of the value of reported amounts (e.g., salaries, credited service) and assumptions about the probability of occurrence of events far into the future (e.g., mortality, disabilities, retirements, employment terminations). Actuarially determined amounts are subject to continual review and potential modifications, as actual results are compared with past expectations and new estimates are made about the future.

Projections of benefits for financial reporting purposes are based on the substantive plan (the plan as understood by the employers and plan members) and include the types of benefits provided at the time of each valuation and the historical pattern of sharing benefit costs between the employers and plan members to that point. The projection of benefits for financial reporting purposes does not explicitly incorporate the potential effects of legal or contractual funding limitations.

Actuarial calculations reflect a long-term perspective. For a newly hired employee, actuarial calculations will take into account the employee's entire career with the employer and also take into consideration the benefits, if any, paid to the employee after termination of employment until the death of the employee and any applicable contingent annuitant. In many cases, actuarial calculations reflect several decades of service with the employer and the payment of benefits after termination.

THIS SPACE INTENTIONALLY LEFT BLANK

**TRUMBULL COUNTY EDUCATIONAL SERVICE CENTER
TRUMBULL COUNTY, OHIO**

NOTES TO THE BASIC FINANCIAL STATEMENTS
FOR THE FISCAL YEAR ENDED JUNE 30, 2022

NOTE 11 - DEFINED BENEFIT OPEB PLANS - (Continued)

Key methods and assumptions used in calculating the total OPEB liability in the latest actuarial valuation date of June 30, 2021 are presented below:

Wage inflation:	
Current measurement date	2.40%
Prior measurement date	3.00%
Future salary increases, including inflation:	
Current measurement date	3.25% to 13.58%
Prior measurement date	3.50% to 18.20%
Investment rate of return:	
Current measurement date	7.00% net of investment expense, including inflation
Prior measurement date	7.50% net of investment expense, including inflation
Municipal bond index rate:	
Current measurement date	1.92%
Prior measurement date	2.45%
Single equivalent interest rate, net of plan investment expense, including price inflation:	
Current measurement date	2.27%
Prior measurement date	2.63%
Medical trend assumption:	
Current measurement date	
Medicare	5.125 to 4.400%
Pre-Medicare	6.750 to 4.400%
Prior measurement date	
Medicare	5.25 to 4.75%
Pre-Medicare	7.00 to 4.75%

In 2021, Mortality rates were based on the PUB-2010 General Employee Amount Weight Below Median Healthy Retiree mortality table projected to 2017 with ages set forward 1 year and adjusted 94.20% for males and set forward 2 years and adjusted 81.35% for females. Mortality among disabled members were based upon the PUB-2010 General Disabled Retiree mortality table projected to 2017 with ages set forward 5 years and adjusted 103.3% for males and set forward 3 years and adjusted 106.8% for females. Future improvement in mortality rates is reflected by applying the MP-2020 projection scale generationally.

In the prior measurement date, the mortality rates were based on the RP-2014 Blue Collar Mortality Table with fully generational projection and a five-year age set-back for both males and females. Mortality among service retired members, and beneficiaries were based upon the RP-2014 Blue Collar Mortality Table with fully generational projection with Scale BB, 120% of male rates, and 110% of female rates. Mortality among disabled members was based upon the RP-2000 Disabled Mortality Table, 90% for male rates and 100% for female rates, set back five years is used for the period after disability retirement.

The most recent experience study was completed for the five-year period ended June 30, 2020.

**TRUMBULL COUNTY EDUCATIONAL SERVICE CENTER
TRUMBULL COUNTY, OHIO**

NOTES TO THE BASIC FINANCIAL STATEMENTS
FOR THE FISCAL YEAR ENDED JUNE 30, 2022

NOTE 11 - DEFINED BENEFIT OPEB PLANS - (Continued)

The long-term expected rate of return on plan assets is reviewed as part of the actuarial five-year experience study. The most recent study covers fiscal years 2015 through 2020 and was adopted by the Board in 2021. Several factors are considered in evaluating the long-term rate of return assumption including long-term historical data, estimates inherent in current market data, and a log-normal distribution analysis in which best-estimate ranges of expected future real rates of return were developed by the investment consultant for each major asset class. These ranges were combined to produce the long-term expected rate of return, 7.00%, by weighting the expected future real rates of return by the target asset allocation percentage and then adding expected inflation. The capital market assumptions developed by the investment consultant are intended for use over a 10-year horizon and may not be useful in setting the long-term rate of return for funding pension plans which covers a longer timeframe. The assumption is intended to be a long-term assumption and is not expected to change absent a significant change in the asset allocation, a change in the inflation assumption, or a fundamental change in the market that alters expected returns in future years.

The target asset allocation and best estimates of arithmetic real rates of return for each major asset class, as used in the June 30, 2020 five-year experience study, are summarized as follows:

Asset Class	Target Allocation	Long-Term Expected Real Rate of Return
Cash	2.00 %	(0.33) %
US Equity	24.75	5.72
Non-US Equity Developed	13.50	6.55
Non-US Equity Emerging	6.75	8.54
Fixed Income/Global Bonds	19.00	1.14
Private Equity	11.00	10.03
Real Estate/Real Assets	16.00	5.41
Multi-Asset Strategy	4.00	3.47
Private Debt/Private Credit	3.00	5.28
Total	<u>100.00 %</u>	

Discount Rate - The discount rate used to measure the total OPEB liability at June 30, 2021 was 2.27%. The discount rate used to measure total OPEB liability prior to June 30, 2021 was 2.63%. The projection of cash flows used to determine the discount rate assumed that contributions will be made from members and the System at the contribution rate of 1.50% of projected covered payroll each year, which includes a 1.50% payroll surcharge and no contributions from the basic benefits plan. Based on these assumptions, the OPEB plan's fiduciary net position was projected to become insufficient to make all projected future benefit payments of current System members by SERS actuaries. The Municipal Bond Index Rate is used in the determination of the SEIR for both the June 30, 2020 and the June 30, 2021 total OPEB liability. The Municipal Bond Index rate is the single rate that will generate a present value of benefit payments equal to the sum of the present value determined by the long-term expected rate of return, and the present value determined by discounting those benefits after the date of depletion. The Municipal Bond Index Rate is 1.92% at June 30, 2021 and 2.45% at June 30, 2020.

Sensitivity of the Educational Service Center's Proportionate Share of the Net OPEB Liability to Changes in the Discount Rate and Changes in the Health Care Cost Trend Rates - The net OPEB liability is sensitive to changes in the discount rate and the health care cost trend rate. The following table presents the net OPEB liability, what the net OPEB liability would be if it were calculated using a discount rate that is 1 percentage point lower (1.27%) and higher (3.27%) than the current discount rate (2.27%). Also shown is what the net OPEB liability would be based on health care cost trend rates that are 1 percentage point lower (5.75% decreasing to 3.40%) and higher (7.75% decreasing to 5.40%) than the current rate (6.75% decreasing to 4.40%).

**TRUMBULL COUNTY EDUCATIONAL SERVICE CENTER
TRUMBULL COUNTY, OHIO**

NOTES TO THE BASIC FINANCIAL STATEMENTS
FOR THE FISCAL YEAR ENDED JUNE 30, 2022

NOTE 11 - DEFINED BENEFIT OPEB PLANS (CONTINUED)

	<u>1% Decrease</u>	<u>Current Discount Rate</u>	<u>1% Increase</u>
Educational Service Center's proportionate share of the net OPEB liability	\$ 2,553,191	\$ 2,060,486	\$ 1,666,877
	<u>1% Decrease</u>	<u>Current Trend Rate</u>	<u>1% Increase</u>
Educational Service Center's proportionate share of the net OPEB liability	\$ 1,586,405	\$ 2,060,486	\$ 2,693,712

Actuarial Assumptions - STRS

Key methods and assumptions used in the latest actuarial valuation, reflecting experience study results used in the June 30, 2021, actuarial valuation, compared with June 30, 2020, are presented below:

	<u>June 30, 2021</u>		<u>June 30, 2020</u>	
Inflation	2.50%		2.50%	
Projected salary increases	12.50% at age 20 to 2.50% at age 65		12.50% at age 20 to 2.50% at age 65	
Investment rate of return	7.00%, net of investment expenses, including inflation		7.45%, net of investment expenses, including inflation	
Payroll increases	3.00%		3.00%	
Cost-of-living adjustments (COLA)	0.00%		0.00%	
Discount rate of return	7.00%		7.45%	
Blended discount rate of return	N/A		N/A	
Health care cost trends				
	Initial	Ultimate	Initial	Ultimate
Medical				
Pre-Medicare	5.00%	4.00%	5.00%	4.00%
Medicare	-16.18%	4.00%	-6.69%	4.00%
Prescription Drug				
Pre-Medicare	6.50%	4.00%	6.50%	4.00%
Medicare	29.98%	4.00%	11.87%	4.00%

Projections of benefits include the historical pattern of sharing benefit costs between the employers and retired plan members.

For healthy retirees the mortality rates are based on the RP-2014 Annuitant Mortality Tables with 50% of rates through age 69, 70% of rates between ages 70 and 79, 90% of rates between ages 80 and 84, and 100% of rates thereafter, projected forward generationally using mortality improvement scale MP-2016. For disabled retirees, mortality rates are based on the RP-2014 Disabled Mortality Tables with 90% of rates for males and 100% of rates for females, projected forward generationally using mortality improvement scale MP-2016.

Actuarial assumptions used in the June 30, 2021 valuation are based on the results of an actuarial experience study for the period July 1, 2011 through June 30, 2016.

Assumption Changes Since the Prior Measurement Date - The discount rate was adjusted to 7.00% from 7.45% for the June 30, 2021 valuation.

**TRUMBULL COUNTY EDUCATIONAL SERVICE CENTER
TRUMBULL COUNTY, OHIO**

NOTES TO THE BASIC FINANCIAL STATEMENTS
FOR THE FISCAL YEAR ENDED JUNE 30, 2022

NOTE 11 - DEFINED BENEFIT OPEB PLANS - (Continued)

Benefit Term Changes Since the Prior Measurement Date - The non-Medicare subsidy percentage was increased effective January 1, 2022 from 2.055% to 2.100%. The non-Medicare frozen subsidy base premium was increased effective January 1, 2022. The Medicare Part D subsidy was updated to reflect it is expected to be negative in CY2022. The Part B monthly reimbursement elimination date was postponed indefinitely.

STRS' investment consultant develops an estimate range for the investment return assumption based on the target allocation adopted by the Retirement Board. The target allocation and long-term expected rate of return for each major asset class are summarized as follows:

<u>Asset Class</u>	<u>Target Allocation</u>	<u>Long-Term Expected Real Rate of Return *</u>
Domestic Equity	28.00 %	7.35 %
International Equity	23.00	7.55
Alternatives	17.00	7.09
Fixed Income	21.00	3.00
Real Estate	10.00	6.00
Liquidity Reserves	1.00	2.25
Total	<u>100.00 %</u>	

*10-Year geometric nominal returns, which include the real rate of return and inflation of 2.25% and does not include investment expenses. Over a 30-year period, STRS' investment consultant indicates that the above target allocations should generate a return above the actuarial rate of return, without net value added by management.

Discount Rate - The discount rate used to measure the total OPEB asset was 7.00% as of June 30, 2021. The projection of cash flows used to determine the discount rate assumed STRS Ohio continues to allocate no employer contributions to the health care fund. Based on these assumptions, the OPEB plan's fiduciary net position was projected to be available to make all projected future benefit payments to current plan members as of June 30, 2021. Therefore, the long-term expected rate of return on health care fund investments of 7.00% was applied to all periods of projected health care costs to determine the total OPEB liability as of June 30, 2021.

Sensitivity of the Educational Service Center's Proportionate Share of the Net OPEB Asset to Changes in the Discount and Health Care Cost Trend Rate - The following table represents the net OPEB asset as of June 30, 2021, calculated using the current period discount rate assumption of 7.00%, as well as what the net OPEB asset would be if it were calculated using a discount rate that is one percentage point lower (6.00%) or one percentage point higher (8.00%) than the current assumption. Also shown is the net OPEB asset as if it were calculated using health care cost trend rates that are one percentage point lower or one percentage point higher than the current health care cost trend rates.

	<u>1% Decrease</u>	<u>Current Discount Rate</u>	<u>1% Increase</u>
	Educational Service Center's proportionate share of the net OPEB asset	\$ 1,253,849	\$ 1,485,875

	<u>1% Decrease</u>	<u>Current Trend Rate</u>	<u>1% Increase</u>
	Educational Service Center's proportionate share of the net OPEB asset	\$ 1,671,845	\$ 1,485,875

**TRUMBULL COUNTY EDUCATIONAL SERVICE CENTER
TRUMBULL COUNTY, OHIO**

NOTES TO THE BASIC FINANCIAL STATEMENTS
FOR THE FISCAL YEAR ENDED JUNE 30, 2022

NOTE 12 – OTHER EMPLOYEE BENEFITS

A. Compensated Absences

The criteria for determining vacation, personal and sick leave benefits are derived from negotiated agreements and State laws. Classified employees earn ten to twenty days of vacation per fiscal year, depending upon length of service. Vacation is paid upon separation. All employees earn sick leave at a rate of one and one-fourth days per month.

Upon retirement, certified and classified employees who meet the retirement provisions set by STRS and SERS and have ten or more years of service with the State and five or more years with the Educational Service Center are paid twenty five percent of their accumulated sick days up to a maximum accumulation of 70 days.

B. Life Insurance

The Educational Service Center provides life insurance in the amount of \$50,000 to all full-time employees.

NOTE 13 – COMMITMENTS

Encumbrances are commitments related to unperformed contracts for goods or services. Encumbrance accounting is utilized to the extent necessary to assure effective budgetary control and accountability and to facilitate effective cash planning and control. At fiscal year end the amount of encumbrances expected to be honored upon performance by the vendor in the next fiscal year were as follows:

	Year End Encumbrances
General	\$ 35,930
Other Governmental Funds	2,145
Total	\$ 38,075

NOTE 14 - CONTINGENCIES

A. Grants

The Educational Service Center received financial assistance from federal and State agencies in the form of grants. The expenditure of funds received under these programs generally requires compliance with terms and conditions specified in the grant agreements and is subject to audit by the grantor agencies. Any disallowed claims resulting from such audits could become a liability of the General Fund or other applicable funds. There have been no disallowed grant expenditures identified for fiscal year 2022.

B. Litigation

The Educational Service Center is not a party to legal proceedings.

C. Foundation Funding

Foundation funding is based on the annualized full-time equivalent (FTE) enrollment of each student. Educational service centers must comply with minimum hours of instruction, instead of a minimum number of school days each year. The funding formula the Ohio Department of Education (ODE) is legislatively required to follow will continue to adjust as enrollment information is updated by the Educational Service Center, which can extend past the fiscal year-end. As of the date of this report, all ODE adjustments for fiscal year 2022 have been finalized.

**TRUMBULL COUNTY EDUCATIONAL SERVICE CENTER
TRUMBULL COUNTY, OHIO**

**NOTES TO THE BASIC FINANCIAL STATEMENTS
FOR THE FISCAL YEAR ENDED JUNE 30, 2022**

NOTE 15 - COVID-19

The United States and the State of Ohio declared a state of emergency in March of 2020 due to the COVID-19 pandemic. Ohio's state of emergency ended in June, 2021 while the national state of emergency continues. During fiscal year 2022, the Educational Service Center received COVID-19 funding. The financial impact of COVID-19 and the continuing emergency measures may impact subsequent periods of the Educational Service Center. The impact on the Educational Service Center's future operating costs, revenues, and additional recovery from emergency funding, either federal or state, cannot be estimated.

REQUIRED SUPPLEMENTARY INFORMATION

**TRUMBULL COUNTY EDUCATIONAL SERVICE CENTER
TRUMBULL COUNTY, OHIO**

SCHEDULES OF REQUIRED SUPPLEMENTARY INFORMATION

SCHEDULE OF THE CENTER'S PROPORTIONATE SHARE OF
THE NET PENSION LIABILITY
SCHOOL EMPLOYEES RETIREMENT SYSTEM (SERS) OF OHIO

LAST NINE FISCAL YEARS

	<u>2022</u>	<u>2021</u>	<u>2020</u>	<u>2019</u>
Educational Service Center's proportion of the net pension liability	0.10644421%	0.08888250%	0.08718046%	0.08101724%
Educational Service Center's proportionate share of the net pension liability	\$ 3,927,483	\$ 5,878,877	\$ 5,216,162	\$ 4,640,008
Educational Service Center's covered payroll	\$ 3,189,479	\$ 2,973,236	\$ 3,102,926	\$ 2,722,504
Educational Service Center's proportionate share of the net pension liability as a percentage of its covered payroll	123.14%	197.73%	168.10%	170.43%
Plan fiduciary net position as a percentage of the total pension liability	82.86%	68.55%	70.85%	71.36%

Note: Information prior to 2014 was unavailable. Schedule is intended to show information for 10 years. Additional years will be displayed as they become available.

Amounts presented for each fiscal year were determined as of the Educational Service Center's measurement date which is the prior year-end.

SEE ACCOMPANYING NOTES TO THE REQUIRED SUPPLEMENTARY INFORMATION

<u>2018</u>	<u>2017</u>	<u>2016</u>	<u>2015</u>	<u>2014</u>
0.08614955%	0.08884882%	0.08634424%	0.09016864%	0.09016864%
\$ 5,147,246	\$ 6,502,914	\$ 4,926,887	\$ 4,563,383	\$ 5,362,040
\$ 2,913,029	\$ 2,782,679	\$ 2,677,064	\$ 3,161,542	\$ 3,146,061
176.70%	233.69%	184.04%	144.34%	170.44%
69.50%	62.98%	69.16%	71.70%	65.52%

**TRUMBULL COUNTY EDUCATIONAL SERVICE CENTER
TRUMBULL COUNTY, OHIO**

SCHEDULES OF REQUIRED SUPPLEMENTARY INFORMATION

SCHEDULE OF THE CENTER'S PROPORTIONATE SHARE OF
THE NET PENSION LIABILITY
STATE TEACHERS RETIREMENT SYSTEM (STRS) OF OHIO

LAST NINE FISCAL YEARS

	<u>2022</u>	<u>2021</u>	<u>2020</u>	<u>2019</u>
Educational Service Center's proportion net pension liability	0.070473453%	0.07289933%	0.07198609%	0.07198914%
Educational Service Center's proportionate net pension liability	\$ 9,010,664	\$ 17,639,044	\$ 15,919,291	\$ 15,828,796
Educational Service Center's covered payroll	\$ 8,761,700	\$ 8,807,136	\$ 8,486,443	\$ 8,234,729
Educational Service Center's proportionate net pension liability as a percentage of its covered payroll	102.84%	200.28%	187.58%	192.22%
Plan fiduciary net position as a percentage of the total pension liability	87.78%	75.48%	77.40%	77.31%

Note: Information prior to 2014 was unavailable. Schedule is intended to show information for 10 years. Additional years will be displayed as they become available.

Amounts presented for each fiscal year were determined as of the Educational Service Center's measurement date which is the prior year-end.

SEE ACCOMPANYING NOTES TO THE REQUIRED SUPPLEMENTARY INFORMATION

<u>2018</u>	<u>2017</u>	<u>2016</u>	<u>2015</u>	<u>2014</u>
0.07147760%	0.07156239%	0.07084135%	0.07251016%	0.07251016%
\$ 16,963,066	\$ 23,954,088	\$ 19,578,477	\$ 17,603,189	\$ 20,968,804
\$ 7,901,464	\$ 7,644,121	\$ 7,445,921	\$ 7,394,346	\$ 7,716,769
214.68%	313.37%	262.94%	238.06%	271.73%
75.30%	66.80%	72.10%	74.70%	69.30%

**TRUMBULL COUNTY EDUCATIONAL SERVICE CENTER
TRUMBULL COUNTY, OHIO**

SCHEDULES OF REQUIRED SUPPLEMENTARY INFORMATION

SCHEDULE OF CENTER PENSION CONTRIBUTIONS
SCHOOL EMPLOYEES RETIREMENT SYSTEM (SERS) OF OHIO

	LAST TEN FISCAL YEARS			
	<u>2022</u>	<u>2021</u>	<u>2020</u>	<u>2019</u>
Contractually required contribution	\$ 830,946	\$ 446,527	\$ 416,253	\$ 418,895
Contributions in relation to the contractually required contribution	<u>(830,946)</u>	<u>(446,527)</u>	<u>(416,253)</u>	<u>(418,895)</u>
Contribution deficiency (excess)	<u>\$ -</u>	<u>\$ -</u>	<u>\$ -</u>	<u>\$ -</u>
Educational Service Center's covered payroll	\$ 5,935,329	\$ 3,189,479	\$ 2,973,236	\$ 3,102,926
Contributions as a percentage of covered payroll	14.00%	14.00%	14.00%	13.50%

SEE ACCOMPANYING NOTES TO THE REQUIRED SUPPLEMENTARY INFORMATION

2018	2017	2016	2015	2014	2013
\$ 367,538	\$ 407,824	\$ 389,575	\$ 352,837	\$ 438,190	\$ 435,415
<u>(367,538)</u>	<u>(407,824)</u>	<u>(389,575)</u>	<u>(352,837)</u>	<u>(438,190)</u>	<u>(435,415)</u>
<u>\$ -</u>	<u>\$ -</u>	<u>\$ -</u>	<u>\$ -</u>	<u>\$ -</u>	<u>\$ -</u>
\$ 2,722,504	\$ 2,913,029	\$ 2,782,679	\$ 2,677,064	\$ 3,161,544	\$ 3,146,062
13.50%	14.00%	14.00%	13.18%	13.86%	13.84%

**TRUMBULL COUNTY EDUCATIONAL SERVICE CENTER
TRUMBULL COUNTY, OHIO**

SCHEDULES OF REQUIRED SUPPLEMENTARY INFORMATION

SCHEDULE OF CENTER PENSION CONTRIBUTIONS
STATE TEACHERS RETIREMENT SYSTEM (STRS) OF OHIO

	LAST TEN FISCAL YEARS			
	<u>2022</u>	<u>2021</u>	<u>2020</u>	<u>2019</u>
Contractually required contribution	\$ 1,281,420	\$ 1,226,638	\$ 1,232,999	\$ 1,188,102
Contributions in relation to the contractually required contribution	<u>(1,281,420)</u>	<u>(1,226,638)</u>	<u>(1,232,999)</u>	<u>(1,188,102)</u>
Contribution deficiency (excess)	<u>\$ -</u>	<u>\$ -</u>	<u>\$ -</u>	<u>\$ -</u>
Educational Service Center's covered payroll	\$ 9,153,000	\$ 8,761,700	\$ 8,807,136	\$ 8,486,443
Contributions as a percentage of covered payroll	14.00%	14.00%	14.00%	14.00%

SEE ACCOMPANYING NOTES TO THE REQUIRED SUPPLEMENTARY INFORMATION

<u>2018</u>	<u>2017</u>	<u>2016</u>	<u>2015</u>	<u>2014</u>	<u>2013</u>
\$ 1,152,862	\$ 1,106,205	\$ 1,070,177	\$ 1,042,429	\$ 961,265	\$ 1,003,180
<u>(1,152,862)</u>	<u>(1,106,205)</u>	<u>(1,070,177)</u>	<u>(1,042,429)</u>	<u>(961,265)</u>	<u>(1,003,180)</u>
<u>\$ -</u>	<u>\$ -</u>	<u>\$ -</u>	<u>\$ -</u>	<u>\$ -</u>	<u>\$ -</u>
\$ 8,234,729	\$ 7,901,464	\$ 7,644,121	\$ 7,445,921	\$ 7,394,346	\$ 7,716,769
14.00%	14.00%	14.00%	14.00%	13.00%	13.00%

**TRUMBULL COUNTY EDUCATIONAL SERVICE CENTER
TRUMBULL COUNTY, OHIO**

SCHEDULES OF REQUIRED SUPPLEMENTARY INFORMATION

SCHEDULE OF THE CENTER'S PROPORTIONATE SHARE OF
THE NET OPEB LIABILITY
SCHOOL EMPLOYEES RETIREMENT SYSTEM (SERS) OF OHIO

LAST SIX FISCAL YEARS

	<u>2022</u>	<u>2021</u>	<u>2020</u>	<u>2019</u>
Educational Service Center's proportion net OPEB liability	0.10887167%	0.08900004%	0.09328549%	0.08689237%
Educational Service Center's proportionate net OPEB liability	\$ 2,060,486	\$ 1,934,263	\$ 2,345,933	\$ 2,410,629
Educational Service Center's covered payroll	\$ 3,189,479	\$ 2,973,236	\$ 3,102,926	\$ 2,722,504
Educational Service Center's proportionate net OPEB liability as a percentage of its covered payroll	64.60%	65.06%	75.60%	88.54%
Plan fiduciary net position as a percentage of the total OPEB liability	24.08%	18.17%	15.57%	13.57%

Note: Information prior to 2017 was unavailable. Schedule is intended to show information for 10 years. Additional years will be displayed as they become available.

Amounts presented for each fiscal year were determined as of the Educational Service Center's measurement date which is the prior year-end.

SEE ACCOMPANYING NOTES TO THE REQUIRED SUPPLEMENTARY INFORMATION

<u>2018</u>	<u>2017</u>
0.09034026%	0.09310915%
\$ 2,424,494	\$ 2,653,955
\$ 2,913,029	\$ 2,782,679
83.23%	95.37%
12.46%	11.49%

**TRUMBULL COUNTY EDUCATIONAL SERVICE CENTER
TRUMBULL COUNTY, OHIO**

SCHEDULES OF REQUIRED SUPPLEMENTARY INFORMATION

SCHEDULE OF THE CENTER'S PROPORTIONATE SHARE OF
THE NET OPEB LIABILITY/ASSET
STATE TEACHERS RETIREMENT SYSTEM (STRS) OF OHIO

LAST SIX FISCAL YEARS

	<u>2022</u>	<u>2021</u>	<u>2020</u>	<u>2019</u>
Educational Service Center's proportion net OPEB liability/asset	0.070473453%	0.07289933%	0.07198609%	0.07198914%
Educational Service Center's proportionate net OPEB liability/(asset)	\$ (1,485,875)	\$ (1,281,205)	\$ (1,192,262)	\$ (1,156,790)
Educational Service Center's covered payroll	\$ 8,761,700	\$ 8,807,136	\$ 8,486,443	\$ 8,234,729
Educational Service Center's proportionate net OPEB liability/asset as a percentage of its covered payroll	16.96%	14.55%	14.05%	14.05%
Plan fiduciary net position as a percentage of the total OPEB liability/asset	174.73%	182.10%	174.70%	176.00%

Note: Information prior to 2017 was unavailable. Schedule is intended to show information for 10 years. Additional years will be displayed as they become available.

Amounts presented for each fiscal year were determined as of the Educational Service Center's measurement date which is the prior year-end.

SEE ACCOMPANYING NOTES TO THE REQUIRED SUPPLEMENTARY INFORMATION

<u>2018</u>	<u>2017</u>
0.07140776%	0.07156239%
\$ 2,786,067	\$ 3,827,175
\$ 7,901,464	\$ 7,644,121
35.26%	50.07%
47.10%	37.30%

**TRUMBULL COUNTY EDUCATIONAL SERVICE CENTER
TRUMBULL COUNTY, OHIO**

SCHEDULES OF REQUIRED SUPPLEMENTARY INFORMATION

SCHEDULE OF CENTER OPEB CONTRIBUTIONS
SCHOOL EMPLOYEES RETIREMENT SYSTEM (SERS) OF OHIO

	LAST TEN FISCAL YEARS			
	<u>2022</u>	<u>2021</u>	<u>2020</u>	<u>2019</u>
Contractually required contribution	\$ 104,841	\$ 54,807	\$ 41,594	\$ 87,857
Contributions in relation to the contractually required contribution	<u>(104,841)</u>	<u>(54,807)</u>	<u>(41,594)</u>	<u>(87,857)</u>
Contribution deficiency (excess)	<u>\$ -</u>	<u>\$ -</u>	<u>\$ -</u>	<u>\$ -</u>
Educational Service Center's covered payroll	\$ 5,935,329	\$ 3,189,479	\$ 2,973,236	\$ 3,102,926
Contributions as a percentage of covered payroll	1.77%	1.72%	1.40%	2.83%

SEE ACCOMPANYING NOTES TO THE REQUIRED SUPPLEMENTARY INFORMATION

<u>2018</u>	<u>2017</u>	<u>2016</u>	<u>2015</u>	<u>2014</u>	<u>2013</u>
\$ 78,419	\$ 62,106	\$ 59,979	\$ 78,898	\$ 48,786	\$ 44,294
<u>(78,419)</u>	<u>(62,106)</u>	<u>(59,979)</u>	<u>(78,898)</u>	<u>(48,786)</u>	<u>(44,294)</u>
<u>\$ -</u>	<u>\$ -</u>	<u>\$ -</u>	<u>\$ -</u>	<u>\$ -</u>	<u>\$ -</u>
\$ 2,722,504	\$ 2,913,029	\$ 2,782,679	\$ 2,677,064	\$ 3,161,544	\$ 3,146,062
2.88%	2.13%	2.16%	2.95%	1.54%	1.41%

**TRUMBULL COUNTY EDUCATIONAL SERVICE CENTER
TRUMBULL COUNTY, OHIO**

SCHEDULES OF REQUIRED SUPPLEMENTARY INFORMATION

SCHEDULE OF CENTER OPEB CONTRIBUTIONS
STATE TEACHERS RETIREMENT SYSTEM (STRS) OF OHIO

	LAST TEN FISCAL YEARS			
	<u>2022</u>	<u>2021</u>	<u>2020</u>	<u>2019</u>
Contractually required contribution	\$ -	\$ -	\$ -	\$ -
Contributions in relation to the contractually required contribution	<u>-</u>	<u>-</u>	<u>-</u>	<u>-</u>
Contribution deficiency (excess)	<u>\$ -</u>	<u>\$ -</u>	<u>\$ -</u>	<u>\$ -</u>
Educational Service Center's covered payroll	\$ 9,153,000	\$ 8,761,700	\$ 8,807,136	\$ 8,486,443
Contributions as a percentage of covered payroll	0.00%	0.00%	0.00%	0.00%

SEE ACCOMPANYING NOTES TO THE REQUIRED SUPPLEMENTARY INFORMATION

<u>2018</u>	<u>2017</u>	<u>2016</u>	<u>2015</u>	<u>2014</u>	<u>2013</u>
\$ -	\$ -	\$ -	\$ -	\$ 73,943	\$ 77,168
-	-	-	-	(73,943)	(77,168)
<u>\$ -</u>	<u>\$ -</u>	<u>\$ -</u>	<u>\$ -</u>	<u>\$ -</u>	<u>\$ -</u>
\$ 8,234,729	\$ 7,901,464	\$ 7,644,121	\$ 7,445,921	\$ 7,394,346	\$ 7,716,769
0.00%	0.00%	0.00%	0.00%	1.00%	1.00%

**TRUMBULL COUNTY EDUCATIONAL SERVICE CENTER
TRUMBULL COUNTY, OHIO**

NOTES TO THE REQUIRED SUPPLEMENTARY INFORMATION
FOR THE FISCAL YEAR ENDED JUNE 30, 2022

PENSION

SCHOOL EMPLOYEES RETIREMENT SYSTEM (SERS) OF OHIO

Changes in benefit terms :

- There were no changes in benefit terms from the amounts reported for fiscal years 2014-2017.
- For fiscal year 2018, SERS changed from a fixed 3% annual increase to a Cost of Living Adjustment (COLA) based on the changes in the Consumer Price Index (CPI-W), with a cap of 2.5% and a floor of 0%.
- There were no changes in benefit terms from the amounts previously reported for fiscal year 2019.
- There were no changes in benefit terms from the amounts previously reported for fiscal year 2020.
- There were no changes in benefit terms from the amounts previously reported for fiscal year 2021.
- For fiscal year 2022, SERS changed from a Cost of Living Adjustment (COLA) of 2.5% to 2.0%.

Changes in assumptions :

- There were no changes in methods and assumptions used in the calculation of actuarial determined contributions for fiscal years 2014-2016.
- For fiscal year 2017, the following changes of assumptions affected the total pension liability since the prior measurement date: (a) the assumed rate of inflation was reduced from 3.25% to 3.00%, (b) payroll growth assumption was reduced from 4.00% to 3.50%, (c) assumed real wage growth was reduced from 0.75% to 0.50%, (d) rates of withdrawal, retirement and disability were updated to reflect recent experience, (e) mortality among active members was updated to RP-2014 Blue Collar Mortality Table with fully generational projection and a five year age set-back for both males and females, (f) mortality among service retired members and beneficiaries was updated to the following RP-2014 Blue Collar Mortality Table with fully generational projection with Scale BB, 120% of male rates and 110% of female rates, (g) mortality among disabled members was updated to RP-2000 Disabled Mortality Table, 90% for male rates and 100% for female rates, set back five years is used for the period after disability retirement and (h) the discount rate was reduced from 7.75% to 7.50%.
- There were no changes in methods and assumptions used in the calculation of actuarial determined contributions for fiscal year 2018.
- There were no changes in methods and assumptions used in the calculation of actuarial determined contributions for fiscal year 2019.
- There were no changes in methods and assumptions used in the calculation of actuarial determined contributions for fiscal year 2020.
- There were no changes in methods and assumptions used in the calculation of actuarial determined contributions for fiscal year 2021.
- For fiscal year 2022, the following changes of assumptions affected the total pension liability since the prior measurement date: (a) wage inflation decreased from 3.00% to 2.40%, (b) future salary increases changed from 3.50%-18.20% to 3.25%-13.58%, (c) investment rate of return decreased from 7.50% to 7.00%, (d) discount rate decreased from 7.50% to 7.00% and (e) mortality tables changed from the RP-2014 Blue Collar mortality table to the PUB-2010 General Employee Amount Weight Below Median Healthy Retiree mortality table.

STATE TEACHERS RETIREMENT SYSTEM (STRS) OF OHIO

Changes in benefit terms :

- There were no changes in benefit terms from the amounts reported for fiscal years 2014-2017.
- For fiscal year 2018, STRS decreased the Cost of Living Adjustment (COLA) to zero.
- There were no changes in benefit terms from amounts previously reported for fiscal year 2019.
- There were no changes in benefit terms from amounts previously reported for fiscal year 2020.
- There were no changes in benefit terms from amounts previously reported for fiscal year 2021.
- There were no changes in benefit terms from amounts previously reported for fiscal year 2022.

(Continued)

**TRUMBULL COUNTY EDUCATIONAL SERVICE CENTER
TRUMBULL COUNTY, OHIO**

NOTES TO THE REQUIRED SUPPLEMENTARY INFORMATION (CONTINUED)
FOR THE FISCAL YEAR ENDED JUNE 30, 2022

PENSION (CONTINUED)

Changes in assumptions:

- There were no changes in methods and assumptions used in the calculation of actuarial determined contributions for fiscal years 2014-2017.
- For fiscal year 2018, the following changes of assumption affected the total pension liability since the prior measurement date: (a) the long-term expected rate of return was reduced from 7.75% to 7.45%, (b) the inflation assumption was lowered from 2.75% to 2.50%, (c) the payroll growth assumption was lowered to 3.00%, (d) total salary increases rate was lowered by decreasing the merit component of the individual salary increases, in addition to a decrease of 0.25% due to lower inflation, (e) the healthy and disabled mortality assumptions were updated to the RP-2014 mortality tables with generational improvement scale MP-2016 and (f) rates of retirement, termination and disability were modified to better reflect anticipated future experience.
- There were no changes in methods and assumptions used in the calculation of actuarial determined contributions for fiscal year 2019.
- There were no changes in methods and assumptions used in the calculation of actuarial determined contributions for fiscal year 2020.
- There were no changes in methods and assumptions used in the calculation of actuarial determined contributions for fiscal year 2021.
- For fiscal year 2022, the following changes of assumption affected the total pension liability since the prior measurement date: (a) the long-term expected rate of return was reduced from 7.45% to 7.00% and (b) the discount rate of return was reduced from 7.45% to 7.00%.

OTHER POSTEMPLOYMENT BENEFITS (OPEB)

SCHOOL EMPLOYEES RETIREMENT SYSTEM (SERS) OF OHIO

Changes in benefit terms:

- There were no changes in benefit terms from the amounts reported for fiscal years 2014-2022.

Changes in assumptions:

- There were no changes in methods and assumptions used in the calculation of actuarial determined contributions for fiscal year 2017.
- For fiscal year 2018, the following changes of assumptions affected the total OPEB liability since the prior measurement date: (a) assumed rate of inflation was reduced from 3.25% to 3.00%, (b) payroll growth assumption was reduced from 4.00% to 3.50%, (c) assumed real wage growth was reduced from 0.75% to 0.50%, (d) rates of withdrawal, retirement, and disability were updated to reflect recent experience, (e) mortality among active members was updated to the following: RP-2014 Blue Collar Mortality Table with fully generational projection and a five-year age set-back for both males and females, (f) mortality among service retired members and beneficiaries was updated to the following: RP-2014 Blue Collar Mortality Table with fully generational projection with Scale BB, 120% of male rates, and 110% of female rates, (g) mortality among disabled members was updated to the following: RP-2000 Disabled Mortality Table, 90% for male rates and 100% for female rates, set back five years is used for the period after disability retirement, (h) the municipal bond index rate increased from 2.92% to 3.56% and (i) the single equivalent interest rate, net of plan investment expense, including price inflation increased from 2.98% to 3.63%.
- For fiscal year 2019, the following changes of assumptions affected the total OPEB liability since the prior measurement date: (a) the discount rate increased from 3.63% to 3.70%, (b) the health care cost trend rates for Medicare were changed from a range of 5.50%-5.00% to a range of 5.375%-4.75% and Pre-Medicare were changed from a range of 7.50%-5.00% to a range of 7.25%-4.75%, (c) the municipal bond index rate increased from 3.56% to 3.62% and (d) the single equivalent interest rate, net of plan investment expense, including price inflation increased from 3.63% to 3.70%.
- For fiscal year 2020, the following changes of assumptions affected the total OPEB liability since the prior measurement date: (a) the discount rate decreased from 3.70% to 3.22%, (b) the health care cost trend rates for Medicare were changed from a range of 5.375%-4.75% to a range of 5.25%-4.75% and Pre-Medicare were changed from a range of 7.25%-4.75% to a range of 7.00%-4.75%, (c) the municipal bond index rate decreased from 3.62% to 3.13% and (d) the single equivalent interest rate, net of plan investment expense, including price inflation decreased from 3.70% to 3.22%.
- For fiscal year 2021, the following changes of assumptions affected the total OPEB liability since the prior measurement date: (a) the discount rate decreased from 3.22% to 2.63% and (b) the municipal bond index rate decreased from 3.13% to 2.45%.
- For fiscal year 2022, the following changes of assumptions affected the total pension liability since the prior measurement date: (a) wage inflation decreased from 3.00% to 2.40%, (b) future salary increases changed from 3.50%-18.20% to 3.25%-13.58%, (c) investment rate of return decreased from 7.50% to 7.00%, (d) discount rate decreased from 7.50% to 7.00% and (e) mortality tables changed from the RP-2014 Blue Collar mortality table to the PUB-2010 General Employee Amount Weight Below Median Healthy Retiree mortality table.

(Continued)

**TRUMBULL COUNTY EDUCATIONAL SERVICE CENTER
TRUMBULL COUNTY, OHIO**

NOTES TO THE REQUIRED SUPPLEMENTARY INFORMATION (CONTINUED)
FOR THE FISCAL YEAR ENDED JUNE 30, 2022

OTHER POSTEMPLOYMENT BENEFITS (OPEB) (CONTINUED)

STATE TEACHERS RETIREMENT SYSTEM (STRS) OF OHIO

Changes in benefit terms :

- There were no changes in benefit terms from the amounts previously reported for fiscal year 2017.
- For fiscal year 2018, STRS reduced the subsidy multiplier for non-Medicare benefit recipients from 2.1% to 1.9% per year of service. Medicare Part B premium reimbursements were discontinued for certain survivors and beneficiaries and all remaining Medicare Part B premium reimbursements will be discontinued beginning January 2019.
- For fiscal year 2019, STRS increased the subsidy multiplier for non-Medicare benefit recipients from 1.9% to 1.944% per year of service effective January 1, 2019. The non-Medicare frozen subsidy base premium was increased January 1, 2019 and all remaining Medicare Part B premium reimbursements will be discontinued beginning January 1, 2020.
- For fiscal year 2020, STRS increased the subsidy percentage from 1.944% to 1.984% effective January 1, 2020. The Medicare subsidy percentages were adjusted effective January 1, 2021 to 2.1% for the Medicare plan. The Medicare Part B monthly reimbursement elimination date was postponed to January 1, 2021.
- For fiscal year 2021, the non-Medicare subsidy percentage was increased effective January 1, 2021 from 1.984% to 2.055% per year of service. The non-Medicare frozen subsidy base premium was increased effective January 1, 2021. The Medicare subsidy percentages were adjusted effective January 1, 2021 to 2.1% for the AMA Medicare plan. The Medicare Part B monthly reimbursement elimination date was postponed indefinitely.
- For fiscal year 2022, the non-Medicare subsidy percentage was increased effective January 1, 2022 from 2.055% to 2.100%. The non-Medicare frozen subsidy base premium was increased effective January 1, 2022. The Medicare Part D subsidy was updated to reflect it is expected to be negative in CY2022. The Part B monthly reimbursement elimination date was postponed indefinitely.

Changes in assumptions :

- There were no changes in methods and assumptions used in the calculation of actuarial determined contributions for fiscal year 2017.
- For fiscal year 2018, the following changes of assumptions affected the total OPEB liability since the prior measurement date: (a) the discount rate was increased from 3.26% to 4.13% based on the methodology defined under GASB Statement No. 74, Financial Reporting for Postemployment Benefit Plans Other Than Pension Plans (OPEB), (b) the long term expected rate of return was reduced from 7.75% to 7.45%, (c) valuation year per capita health care costs were updated, and the salary scale was modified, (d) the percentage of future retirees electing each option was updated based on current data and the percentage of future disabled retirees and terminated vested participants electing health coverage were decreased and (e) the assumed mortality, disability, retirement, withdrawal and future health care cost trend rates were modified along with the portion of rebated prescription drug costs.
- For fiscal year 2019, the following changes of assumptions affected the total OPEB liability/asset since the prior measurement date: (a) the discount rate was increased from the blended rate of 4.13% to the long-term expected rate of return of 7.45% based on the methodology defined under GASB Statement No. 74, Financial Reporting for Postemployment Benefit Plans Other Than Pension Plans (OPEB) and (b) decrease in health care cost trend rates from 6.00%-11.00% initial; 4.50% ultimate down to Medical Pre-Medicare 6.00% and Medicare 5.00% initial; 4.00% ultimate and Prescription Drug Pre-Medicare 8.00% and Medicare (5.23%) initial; 4.00% ultimate.
- For fiscal year 2020, health care cost trend rates were changed to the following: medical pre-Medicare from 6.00% initial - 4.00% ultimate down to 5.87% initial - 4.00% ultimate; medical Medicare from 5.00% initial - 4.00% ultimate down to 4.93% initial - 4.00% ultimate; prescription drug pre-Medicare from 8.00% initial - 4.00% ultimate down to 7.73% initial - 4.00% ultimate and (5.23%) initial - 4.00% ultimate up to 9.62% initial - 4.00% ultimate.
- For fiscal year 2021, health care cost trend rates were changed to the following: medical pre-Medicare from 5.87% initial - 4.00% ultimate down to 5.00% initial - 4.00% ultimate; medical Medicare from 4.93% initial - 4.00% ultimate down to -6.69% initial - 4.00% ultimate; prescription drug pre-Medicare from 7.73% initial - 4.00% ultimate down to 6.50% initial - 4.00% ultimate; prescription drug Medicare from 9.62% initial - 4.00% ultimate up to 11.87% initial - 4.00% ultimate.
- For fiscal year 2022, the following changes of assumption affected the total OPEB liability since the prior measurement date: (a) the long-term expected rate of return was reduced from 7.45% to 7.00%, (b) the discount rate of return was reduced from 7.45% to 7.00% and (c) health care cost trend rates were changed to the following: medical Medicare from -6.69% initial - 4.00% ultimate down to -16.18% initial - 4.00% ultimate; prescription drug Medicare from 11.87% initial - 4.00% ultimate up to 29.98% initial - 4.00% ultimate.

**TRUMBULL COUNTY EDUCATIONAL SERVICE CENTER
TRUMBULL COUNTY, OHIO**

SCHEDULE OF REVENUES, EXPENDITURES AND CHANGES IN
FUND BALANCE - BUDGET AND ACTUAL (NON-GAAP BUDGETARY BASIS)
GENERAL FUND
FOR THE FISCAL YEAR ENDED JUNE 30, 2022

	<u>Budgeted Amounts</u>		<u>Actual</u>	Variance with Final Budget Positive (Negative)
	<u>Original</u>	<u>Final</u>		
Revenues:				
Intergovernmental	\$ 764,000	\$ 764,000	\$ 1,164,869	\$ 400,869
Investment earnings	75,000	75,000	60,611	(14,389)
Tuition and fees	17,647,200	17,675,700	18,758,701	1,083,001
Charges for services	15,000	15,000	24,690	9,690
Contributions and donations	60,000	60,000	29,450	(30,550)
Miscellaneous	370,000	370,000	7,026	(362,974)
Total revenues	<u>18,931,200</u>	<u>18,959,700</u>	<u>20,045,347</u>	<u>1,085,647</u>
Expenditures:				
Current:				
Instruction:				
Regular	944,613	1,065,412	851,151	214,261
Special	8,660,013	8,994,947	8,708,356	286,591
Support services:				
Pupil	5,076,496	5,168,202	4,835,836	332,366
Instructional staff	1,558,422	1,604,060	1,484,235	119,825
Board of education	403,818	412,758	316,987	95,771
Administration	1,967,700	2,218,821	2,061,529	157,292
Fiscal	578,962	591,312	504,146	87,166
Business	11,983	12,222	10,756	1,466
Operations and maintenance	100,205	99,063	35,821	63,242
Pupil transportation	17,356	16,600	11,012	5,588
Central	778,091	935,422	837,973	97,449
Total expenditures	<u>20,097,659</u>	<u>21,118,819</u>	<u>19,657,802</u>	<u>1,461,017</u>
Excess (deficiency) of revenues over (under) expenditures	<u>(1,166,459)</u>	<u>(2,159,119)</u>	<u>387,545</u>	<u>2,546,664</u>
Other financing sources (uses):				
Refund of prior year's expenditures	-	-	(30)	(30)
Refund of prior year's receipts	<u>(250,000)</u>	<u>(500,000)</u>	<u>(495,751)</u>	<u>4,249</u>
Total other financing sources (uses)	<u>(250,000)</u>	<u>(500,000)</u>	<u>(495,781)</u>	<u>4,219</u>
Net change in fund balance	(1,416,459)	(2,659,119)	(108,236)	2,550,883
Fund balance at beginning of year	8,542,869	8,542,869	8,542,869	-
Prior year encumbrances appropriated	<u>128,245</u>	<u>128,245</u>	<u>128,245</u>	<u>-</u>
Fund balance at end of year	<u>\$ 7,254,655</u>	<u>\$ 6,011,995</u>	<u>\$ 8,562,878</u>	<u>\$ 2,550,883</u>

SEE ACCOMPANYING NOTES TO THE BASIC FINANCIAL STATEMENTS

**TRUMBULL COUNTY EDUCATIONAL SERVICE CENTER
TRUMBULL COUNTY, OHIO**

NOTES TO THE SUPPLEMENTARY INFORMATION
FOR THE FISCAL YEAR ENDED JUNE 30, 2022

NOTE 1 – BUDGETARY BASIS OF ACCOUNTING

A. Budgetary Process

The Educational Service Center is not required under State statute to file budgetary information with the State Department of Education. However, the Educational Service Center Board does follow the budgetary process for control purposes.

The Educational Service Center adopts its budget for all funds on or before the start of the new fiscal year. This is done by adopting estimated receipts and an annual appropriation resolution which is the Board's authorization to spend resources. The resolution sets annual limits on expenditures plus encumbrances at the level of control selected by the Board. The level of control has been established by the Board at the fund level for all funds. The amounts reported as the original budgeted amounts reflect the first estimated resources and appropriation for that fund that covered the entire fiscal year, including amounts automatically carried over from prior fiscal years. The amounts reported as the final budgeted amounts represent the final estimated resources and appropriation amounts passed by the Board during the fiscal year.

B. Budgetary Basis of Accounting

While the Educational Service Center is reporting financial position, results of operations, and changes in fund balances on the basis of generally accepted accounting principles (GAAP), the budgetary basis is based upon accounting for certain transactions on a basis of cash receipts, disbursements, and encumbrances. The schedule of revenues, expenditures and changes in fund balance - budget and actual (non-GAAP budgetary basis) - for the general fund, the elementary and secondary school emergency relief fund, and the miscellaneous federal grants fund is presented on the budgetary basis to provide a meaningful comparison of actual results with the budget.

The major differences between the budget basis and GAAP basis are that:

1. Revenues and other financing sources are recorded when received in cash (budget basis) as opposed to when susceptible to accrual (GAAP basis);
2. Expenditures and other financing uses are recorded when paid in cash (budget basis) as opposed to when the liability is incurred (GAAP basis);
3. To reserve that portion of the applicable appropriation, total outstanding encumbrances (budget basis) are recorded as the equivalent of an expenditure, as opposed to assigned or committed of fund balance for that portion of outstanding encumbrances not already recognized as an account payable (GAAP basis);
4. Advances-in and advances-out are operating transactions (budget-basis) as opposed to balance sheet transactions (GAAP basis); and
5. Some funds are included in the general fund (GAAP basis) but have separate budgets (budget-basis).

The adjustments necessary to convert the results of operations for the year on the budget basis to the GAAP basis for the general fund is as follows:

**TRUMBULL COUNTY EDUCATIONAL SERVICE CENTER
TRUMBULL COUNTY, OHIO**

NOTES TO THE SUPPLEMENTARY INFORMATION
FOR THE FISCAL YEAR ENDED JUNE 30, 2022

NOTE 1 – BUDGETARY BASIS OF ACCOUNTING – (Continued)

Net Change in Fund Balance

	<u>General</u>
Budget basis	\$ (108,236)
Net adjustment for revenue accruals	(236,411)
Net adjustment for expenditure accruals	(412,620)
Net adjustment for other sources/uses	495,781
Adjustment for encumbrances	<u>79,064</u>
GAAP basis	<u>\$ (182,422)</u>

The rotary fund that is budgeted in a separate special revenue fund is considered part of the general fund on a GAAP basis.

INDEPENDENT AUDITOR'S REPORT ON INTERNAL CONTROL OVER FINANCIAL REPORTING AND ON COMPLIANCE AND OTHER MATTERS BASED ON AN AUDIT OF FINANCIAL STATEMENTS PERFORMED IN ACCORDANCE WITH GOVERNMENT AUDITING STANDARDS

Trumbull County Educational Service Center
Trumbull County
6000 Youngstown Warren Rd.
Niles, OH 44446-4603

To the Members of the Governing Board:

We have audited, in accordance with the auditing standards generally accepted in the United States of America and the standards applicable to financial audits contained in *Government Auditing Standards* issued by the Comptroller General of the United States, the financial statements of the governmental activities, each major fund, and the aggregate remaining fund information of the Trumbull County Educational Service Center, Trumbull County, Ohio, (the Center) as of and for the year ended June 30, 2022, and the related notes to the financial statements, which collectively comprise the Center's basic financial statements, and have issued our report thereon dated January 27, 2023, wherein we noted the Center adopted new accounting guidance in Governmental Accounting Standards Board (GASB) Statement No. 87, *Leases*. We also noted the financial impact of COVID-19 and the continuing emergency measures may impact subsequent periods of the Center.

Report on Internal Control Over Financial Reporting

In planning and performing our audit of the financial statements, we considered the Center's internal control over financial reporting (internal control) to determine the audit procedures that are appropriate in the circumstances for the purpose of expressing our opinion on the financial statements, but not for the purpose of expressing an opinion on the effectiveness of the Center's internal control. Accordingly, we do not express an opinion on the effectiveness of the Center's internal control.

A *deficiency in internal control* exists when the design or operation of a control does not allow management or employees, in the normal course of performing their assigned functions, to prevent, or detect and correct, misstatements on a timely basis. A *material weakness* is a deficiency, or a combination of deficiencies, in internal control, such that there is a reasonable possibility that a material misstatement of the Center's financial statements will not be prevented, or detected and corrected, on a timely basis. A *significant deficiency* is a deficiency, or a combination of deficiencies, in internal control that is less severe than a material weakness, yet important enough to merit attention by those charged with governance.

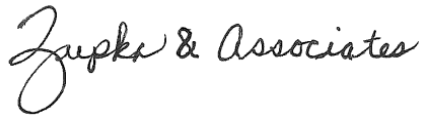
Our consideration of internal control was for the limited purpose described in the first paragraph of this section and was not designed to identify all deficiencies in internal control that might be material weaknesses or significant deficiencies. Given these limitations, during our audit we did not identify any deficiencies in internal control that we consider to be material weaknesses. However, material weaknesses or significant deficiencies may exist that have not been identified.

Report on Compliance and Other Matters

As part of obtaining reasonable assurance about whether the Center's financial statements are free from material misstatement, we performed tests of its compliance with certain provisions of laws, regulations, contracts, and grant agreements, noncompliance with which could have a direct and material effect on the determination of financial statement amounts. However, providing an opinion on compliance with those provisions was not an objective of our audit, and accordingly, we do not express such an opinion. The results of our tests disclosed no instances of noncompliance or other matters that are required to be reported under Government Auditing Standards.

Purpose of This Report

The purpose of this report is solely to describe the scope of our testing of internal control and compliance and the results of that testing, and not to provide an opinion on the effectiveness of the Center's internal control or on compliance. This report is an integral part of an audit performed in accordance with *Government Auditing Standards* in considering the Center's internal control and compliance. Accordingly, this communication is not suitable for any other purpose.



Zupka & Associates
Certified Public Accountants

January 27, 2023

**TRUMBULL COUNTY EDUCATIONAL SERVICE CENTER
TRUMBULL COUNTY, OHIO
SCHEDULE OF PRIOR AUDIT FINDINGS AND RECOMMENDATIONS
FOR THE FISCAL YEAR ENDED JUNE 30, 2022**

The audit report for the prior year ended June 30, 2021, contained no findings or citations. Management letter recommendations have been corrected, repeated, or procedures instituted to prevent occurrence in this audit period.

OHIO AUDITOR OF STATE KEITH FABER



TRUMBULL COUNTY EDUCATIONAL SERVICE CENTER

TRUMBULL COUNTY

AUDITOR OF STATE OF OHIO CERTIFICATION

This is a true and correct copy of the report, which is required to be filed pursuant to Section 117.26, Revised Code, and which is filed in the Office of the Ohio Auditor of State in Columbus, Ohio.



Certified for Release 3/30/2023

88 East Broad Street, Columbus, Ohio 43215
Phone: 614-466-4514 or 800-282-0370

This report is a matter of public record and is available online at
www.ohioauditor.gov