



OHIO AUDITOR OF STATE
KEITH FABER



**LOUDONVILLE-PERRYSVILLE EXEMPTED VILLAGE SCHOOL DISTRICT
ASHLAND COUNTY
JUNE 30, 2022**

TABLE OF CONTENTS

TITLE	PAGE
Independent Auditor's Report	1
Prepared by Management:	
Management's Discussion and Analysis	5
Basic Financial Statements:	
Government-wide Financial Statements:	
Statement of Net Position	15
Statement of Activities.....	16
Fund Financial Statements:	
Balance Sheet	
Governmental Funds.....	17
Reconciliation of Total Governmental Fund Balances to Net Position of Governmental Activities	18
Statement of Revenues, Expenditures and Changes in Fund Balances Governmental Funds.....	19
Reconciliation of the Statement of Revenues, Expenditures and Changes in Fund Balances of Governmental Funds to the Statement of Activities.....	20
Statement of Revenues, Expenditures and Changes in Fund Balance - Budget and Actual (Non-GAAP Budgetary Basis) General Fund.....	21
Statement of Net Position Proprietary Fund.....	22
Statement of Revenues, Expenses and Changes in Net Position Proprietary Fund.....	23
Statement of Cash Flows Proprietary Fund.....	24
Notes to the Basic Financial Statements.....	25

**LOUDONVILLE-PERRYVILLE EXEMPTED VILLAGE SCHOOL DISTRICT
ASHLAND COUNTY
JUNE 30, 2022**

**TABLE OF CONTENTS
(Continued)**

TITLE	PAGE
Required Supplementary Information:	
Schedule of the District's Proportionate Share of the Net Pension Liability	
School Employees Retirement System (SERS) of Ohio	64
State Teachers Retirement System (STRS) of Ohio.....	66
Schedule of the District's Pension Contributions	
School Employees Retirement System (SERS) of Ohio.....	68
State Teachers Retirement System (STRS) of Ohio.....	70
Schedule of the District's Proportionate Share of the Net OPEB Liability/Asset	
School Employees Retirement System (SERS) of Ohio	72
State Teachers Retirement System (STRS) of Ohio.....	74
Schedule of the District's OPEB Contributions	
School Employees Retirement System (SERS) of Ohio.....	76
State Teachers Retirement System (STRS) of Ohio.....	78
Notes to Required Supplementary Information	80
Schedule of Expenditures of Federal Awards	83
Notes to the Schedule of Expenditures of Federal Awards	84
Independent Auditor's Report on Internal Control Over Financial Reporting and on Compliance and Other Matters Required by <i>Government Auditing Standards</i>	85
Independent Auditor's Report on Compliance with Requirements Applicable to the Major Federal Program and on Internal Control Over Compliance Required by the Uniform Guidance.....	87
Schedule of Findings.....	91

OHIO AUDITOR OF STATE KEITH FABER



88 East Broad Street
Columbus, Ohio 43215
ContactUs@ohioauditor.gov
(800) 282-0370

INDEPENDENT AUDITOR'S REPORT

Loudonville-Perrysville Exempted Village School District
Ashland County
210 East Main Street
Loudonville, Ohio 44842

To the Board of Education:

Report on the Audit of the Financial Statements

Opinions

We have audited the financial statements of the governmental activities, the major fund, and the aggregate remaining fund information of the District of the Loudonville-Perrysville Exempted Village School District, Ashland County, Ohio (the District), as of and for the year ended June 30, 2022, and the related notes to the financial statements, which collectively comprise the District's basic financial statements as listed in the table of contents.

In our opinion, the accompanying financial statements referred to above present fairly, in all material respects, the respective financial position of the governmental activities, the major fund, and the aggregate remaining fund information of the Loudonville-Perrysville Exempted Village School District, Ashland County, Ohio as of June 30, 2022, and the respective changes in financial position and, where applicable, cash flows thereof and the budgetary comparison for the General fund for the year then ended in accordance with the accounting principles generally accepted in the United States of America.

Basis for Opinions

We conducted our audit in accordance with auditing standards generally accepted in the United States of America (GAAS) and the standards applicable to financial audits contained in *Government Auditing Standards*, issued by the Comptroller General of the United States. Our responsibilities under those standards are further described in the *Auditor's Responsibilities for the Audit of the Financial Statements* section of our report. We are required to be independent of the District, and to meet our other ethical responsibilities, in accordance with the relevant ethical requirements relating to our audit. We believe that the audit evidence we have obtained is sufficient and appropriate to provide a basis for our audit opinions.

Emphasis of Matter

As discussed in Note 18 to the financial statements, the financial impact of COVID-19 and the continuing emergency measures may impact subsequent periods of the District. We did not modify our opinion regarding this matter.

Responsibilities of Management for the Financial Statements

Management is responsible for the preparation and fair presentation of the financial statements in accordance with accounting principles generally accepted in the United States of America, and for the design, implementation, and maintenance of internal control relevant to the preparation and fair presentation of financial statements that are free from material misstatement, whether due to fraud or error.

In preparing the financial statements, management is required to evaluate whether there are conditions or events, considered in the aggregate, that raise substantial doubt about the District's ability to continue as a going concern for twelve months beyond the financial statement date, including any currently known information that may raise substantial doubt shortly thereafter.

Auditor's Responsibilities for the Audit of the Financial Statements

Our objectives are to obtain reasonable assurance about whether the financial statements as a whole are free from material misstatement, whether due to fraud or error, and to issue an auditor's report that includes our opinions. Reasonable assurance is a high level of assurance but is not absolute assurance and therefore is not a guarantee that an audit conducted in accordance with GAAS and *Government Auditing Standards* will always detect a material misstatement when it exists. The risk of not detecting a material misstatement resulting from fraud is higher than for one resulting from error, as fraud may involve collusion, forgery, intentional omissions, misrepresentations, or the override of internal control. Misstatements are considered material if there is a substantial likelihood that, individually or in the aggregate, they would influence the judgment made by a reasonable user based on the financial statements.

In performing an audit in accordance with GAAS and *Government Auditing Standards*, we

- exercise professional judgment and maintain professional skepticism throughout the audit.
- identify and assess the risks of material misstatement of the financial statements, whether due to fraud or error, and design and perform audit procedures responsive to those risks. Such procedures include examining, on a test basis, evidence regarding the amounts and disclosures in the financial statements.
- obtain an understanding of internal control relevant to the audit in order to design audit procedures that are appropriate in the circumstances, but not for the purpose of expressing an opinion on the effectiveness of the District's internal control. Accordingly, no such opinion is expressed.
- evaluate the appropriateness of accounting policies used and the reasonableness of significant accounting estimates made by management, as well as evaluate the overall presentation of the financial statements.
- conclude whether, in our judgment, there are conditions or events, considered in the aggregate, that raise substantial doubt about the District's ability to continue as a going concern for a reasonable period of time.

We are required to communicate with those charged with governance regarding, among other matters, the planned scope and timing of the audit, significant audit findings, and certain internal control-related matters that we identified during the audit.

Required Supplementary Information

Accounting principles generally accepted in the United States of America require that the management's discussion and analysis, required budgetary comparison schedule, and schedules of net pension and other post-employment benefit liabilities and pension and other post-employment benefit contributions be presented to supplement the basic financial statements. Such information is the responsibility of management and, although not a part of the basic financial statements, is required by the Governmental Accounting Standards Board who considers it to be an essential part of financial reporting for placing the basic financial statements in an appropriate operational, economic, or historical context. We have applied certain limited procedures to the required supplementary information in accordance with auditing standards generally accepted in the United States of America, which consisted of inquiries of management about the methods of preparing the information and comparing the information for consistency with management's responses to our inquiries, the basic financial statements, and other knowledge we obtained during our audit of the basic financial statements. We do not express an opinion or provide any assurance on the information because the limited procedures do not provide us with sufficient evidence to express an opinion or provide any assurance.

Supplementary information

Our audit was conducted for the purpose of forming opinions on the financial statements that collectively comprise the District's basic financial statements. The *identify accompanying supplementary information, such as the* Schedule of Expenditures of Federal Awards as required by Title 2 U.S. Code of Federal Regulations (CFR) Part 200, Uniform Administrative Requirements, Cost Principles, and Audit Requirements for Federal Awards is presented for purposes of additional analysis and is not a required part of the basic financial statements.

Such information is the responsibility of management and was derived from and relates directly to the underlying accounting and other records used to prepare the basic financial statements. The information has been subjected to the auditing procedures applied in the audit of the basic financial statements and certain additional procedures, including comparing and reconciling such information directly to the underlying accounting and other records used to prepare the basic financial statements or to the basic financial statements themselves, and other additional procedures in accordance with auditing standards generally accepted in the United States of America. In our opinion, the accompanying supplementary information is fairly stated, in all material respects, in relation to the basic financial statements as a whole.

Other Reporting Required by Government Auditing Standards

In accordance with *Government Auditing Standards*, we have also issued our report dated March 3, 2023, on our consideration of the District's internal control over financial reporting and our tests of its compliance with certain provisions of laws, regulations, contracts and grant agreements and other matters. The purpose of that report is solely to describe the scope of our testing of internal control over financial reporting and compliance and the results of that testing, and not to provide an opinion on the effectiveness of the District's internal control over financial reporting or on compliance. That report is an integral part of an audit performed in accordance with *Government Auditing Standards* in considering the District's internal control over financial reporting and compliance.

A handwritten signature in black ink that reads "Keith Faber". The signature is written in a cursive, flowing style.

Keith Faber
Auditor of State
Columbus, Ohio

March 3, 2023

**LOUDONVILLE-PERRYSVILLE EXEMPTED VILLAGE SCHOOL DISTRICT
ASHLAND COUNTY, OHIO**

**MANAGEMENT'S DISCUSSION AND ANALYSIS
FOR THE FISCAL YEAR ENDED JUNE 30, 2022**

The management's discussion and analysis of the Loudonville-Perrysville Exempted Village School District's (the "District") financial performance provides an overall review of the District's financial activities for the fiscal year ended June 30, 2022. The intent of this discussion and analysis is to look at the District's financial performance as a whole; readers should also review the basic financial statements and the notes to the basic financial statements to enhance their understanding of the District's financial performance.

Financial Highlights

Key financial highlights for 2022 are as follows:

- In total, net position of governmental activities increased \$4,651,177 which represents a 227.89% increase from 2021's net position.
- General revenues accounted for \$14,318,227 in revenue or 80.12% of all revenues. Program specific revenues, in the form of charges for services and sales, grants and contributions accounted for \$3,552,245 or 19.88% of total revenues of \$17,870,472.
- The District had \$13,219,295 in expenses related to governmental activities; only \$3,552,245 of these expenses was offset by program specific charges for services, grants or contributions. General revenues supporting governmental activities (primarily taxes and unrestricted grants and entitlements) of \$14,318,227 were adequate to provide for these programs.
- The District's major governmental fund is the general fund. The general fund had \$15,096,403 in revenues and \$12,804,666 in expenditures. During fiscal 2022, the general fund's fund balance increased \$2,291,737 from a balance of \$10,302,288 to \$12,594,025.

Using the Basic Financial Statements (BFS)

This annual report consists of a series of financial statements and notes to those statements. These statements are organized so the reader can understand the District as a financial whole, an entire operating entity. The statements then proceed to provide an increasingly detailed look at specific financial activities.

The *statement of net position* and *statement of activities* provide information about the activities of the whole District, presenting both an aggregate view of the District's finances and a longer-term view of those finances. Fund financial statements provide the next level of detail. For governmental funds, these statements tell how services were financed in the short-term as well as what remains for future spending. The fund financial statements also look at the District's most significant funds with all other nonmajor funds presented in total in one column. In the case of the District, the general fund is by far the most significant fund, and the only governmental fund reported as a major fund.

Reporting the District as a Whole

Statement of Net Position and the Statement of Activities

While this document contains the large number of funds used by the District to provide programs and activities, the view of the District as a whole looks at all financial transactions and asks the question, "How did we do financially during 2022?" The statement of net position and the statement of activities answer this question. These statements include *all assets, deferred outflows, liabilities, deferred inflows, revenues and expenses* using the *accrual basis of accounting* similar to the accounting used by most private-sector companies. This basis of accounting will take into account all of the current year's revenues and expenses regardless of when cash is received or paid.

These two statements report the District's *net position* and changes in that position. This change in net position is important because it tells the reader that, for the District as a whole, the *financial position* of the District has improved or diminished. The causes of this change may be the result of many factors, some financial, some not. Non-financial factors include the District's property tax base, current property tax laws in Ohio restricting revenue growth, facility conditions, required educational programs and other factors.

**LOUDONVILLE-PERRYSVILLE EXEMPTED VILLAGE SCHOOL DISTRICT
ASHLAND COUNTY, OHIO**

**MANAGEMENT'S DISCUSSION AND ANALYSIS
FOR THE FISCAL YEAR ENDED JUNE 30, 2022**

In the statement of net position and the statement of activities, the governmental activities include the District's programs and services, including instruction, support services, operation and maintenance of plant, pupil transportation, extracurricular activities, and food service operations.

Reporting the District's Most Significant Funds

Fund Financial Statements

Fund financial reports provide detailed information about the District's major funds. The District uses many funds to account for a multitude of financial transactions. However, these fund financial statements focus on the District's most significant funds. The District's major governmental fund is the general fund.

Governmental Funds

Most of the District's activities are reported in governmental funds, which focus on how money flows into and out of those funds and the balances left at year-end available for spending in future periods. These funds are reported using an accounting method called *modified accrual* accounting, which measures cash and all other *financial assets* than can readily be converted to cash. The governmental fund financial statements provide a detailed *short-term* view of the District's general government operations and the basic services it provides. Governmental fund information helps you determine whether there are more or fewer financial resources that can be spent in the near future to finance educational programs. The relationship (or differences) between governmental *activities* (reported in the statement of net position and the statement of activities) and governmental *funds* is reconciled in the basic financial statements.

Proprietary Funds

The District maintains a proprietary fund. Internal service funds are an accounting device used to accumulate and allocate costs internally among the District's various functions. The District's internal service fund accounts for employee benefits self-insurance.

Notes to the Basic Financial Statements

The notes provide additional information that is essential to a full understanding of the data provided in the government-wide and fund financial statements

Required Supplemental Information

In addition to the basic financial statements and accompanying notes, this report also presents certain required supplementary information concerning the District's net pension liability and net OPEB liability/asset.

The District as a Whole

The statement of net position provides the perspective of the District as a whole.

The table on the following page provides a summary of the District's net position at June 30, 2022 and June 30, 2021.

**LOUDONVILLE-PERRYSVILLE EXEMPTED VILLAGE SCHOOL DISTRICT
ASHLAND COUNTY, OHIO**

**MANAGEMENT'S DISCUSSION AND ANALYSIS
FOR THE FISCAL YEAR ENDED JUNE 30, 2022**

	Net Position	
	Governmental Activities 2022	Governmental Activities 2021
<u>Assets</u>		
Current and other assets	\$ 22,763,660	\$ 20,202,445
Net OPEB asset	936,089	808,493
Capital assets, net	3,421,504	3,521,472
Total assets	27,121,253	24,532,410
<u>Deferred Outflows of Resources</u>		
Pension	2,769,116	2,392,273
OPEB	313,132	383,604
Total deferred outflows of resources	3,082,248	2,775,877
<u>Liabilities</u>		
Current liabilities	1,733,162	1,950,838
Long-term liabilities:		
Due within one year	188,366	255,757
Due within more than one year:		
Net pension liability	7,461,414	14,368,147
Net OPEB liability	945,515	1,108,603
Other amounts	903,108	908,380
Total liabilities	11,231,565	18,591,725
<u>Deferred Inflows of Resources</u>		
Property taxes levied for the next fiscal year	3,872,614	4,185,794
Pensions	6,614,882	777,386
OPEB	1,792,284	1,712,403
Total deferred inflows of resources	12,279,780	6,675,583
<u>Net Position</u>		
Net investment in capital assets	3,196,069	3,184,114
Restricted	1,356,192	1,253,977
Unrestricted (deficit)	2,139,895	(2,397,112)
Total net position (deficit)	\$ 6,692,156	\$ 2,040,979

The net pension liability is reported pursuant to Governmental Accounting Standards Board (GASB) Statement 68, "Accounting and Financial Reporting for Pensions—an Amendment of GASB Statement 27." The net other postemployment benefits (OPEB) liability/asset is reported pursuant to GASB Statement 75, "Accounting and Financial Reporting for Postemployment Benefits Other Than Pensions." For reasons discussed below, many end users of this financial statement will gain a clearer understanding of the District's actual financial condition by adding deferred inflows related to pension and OPEB, the net pension liability, and the net OPEB liability to the reported net position and subtracting deferred outflows related to pension and OPEB and the net OPEB asset.

**LOUDONVILLE-PERRYSVILLE EXEMPTED VILLAGE SCHOOL DISTRICT
ASHLAND COUNTY, OHIO**

MANAGEMENT'S DISCUSSION AND ANALYSIS
FOR THE FISCAL YEAR ENDED JUNE 30, 2022

GASB standards are national and apply to all government financial reports prepared in accordance with generally accepted accounting principles. Prior accounting for pensions (GASB 27) and postemployment benefits (GASB 45) focused on a funding approach. This approach limited pension and OPEB costs to contributions annually required by law, which may or may not be sufficient to fully fund each plan's *net pension liability* or *net OPEB liability*. GASB 68 and GASB 75 take an earnings approach to pension and OPEB accounting; however, the nature of Ohio's statewide pension/OPEB plans and state law governing those systems requires additional explanation in order to properly understand the information presented in these statements.

GASB 68 and GASB 75 require the net pension liability and the net OPEB liability to equal the District's proportionate share of each plan's collective:

1. Present value of estimated future pension/OPEB benefits attributable to active and inactive employees' past service.
2. Minus plan assets available to pay these benefits.

GASB notes that pension and OPEB obligations, whether funded or unfunded, are part of the "employment exchange" – that is, the employee is trading his or her labor in exchange for wages, benefits, and the promise of a future pension and other postemployment benefits. GASB noted that the unfunded portion of this promise is a present obligation of the government, part of a bargained-for benefit to the employee, and should accordingly be reported by the government as a liability since they received the benefit of the exchange. However, the District is not responsible for certain key factors affecting the balance of these liabilities. In Ohio, the employee shares the obligation of funding pension benefits with the employer. Both employer and employee contribution rates are capped by State statute. A change in these caps requires action of both Houses of the General Assembly and approval of the Governor. Benefit provisions are also determined by State statute. The Ohio Revised Code permits, but does not require, the retirement systems to provide healthcare to eligible benefit recipients. The retirement systems may allocate a portion of the employer contributions to provide for these OPEB benefits.

The employee enters the employment exchange with the knowledge that the employer's promise is limited not by contract but by law. The employer enters the exchange also knowing that there is a specific, legal limit to its contribution to the retirement system. In Ohio, there is no legal means to enforce the unfunded liability of the pension/OPEB plan *as against the public employer*. State law operates to mitigate/lessen the moral obligation of the public employer to the employee, because all parties enter the employment exchange with notice as to the law. The retirement system is responsible for the administration of the pension and OPEB plans.

Most long-term liabilities have set repayment schedules or, in the case of compensated absences (i.e. sick and vacation leave), are satisfied through paid time-off or termination payments. There is no repayment schedule for the net pension liability or the net OPEB liability. As explained above, changes in benefits, contribution rates, and return on investments affect the balance of these liabilities but are outside the control of the local government. In the event that contributions, investment returns, and other changes are insufficient to keep up with required payments, State statute does not assign/identify the responsible party for the unfunded portion. Due to the unique nature of how the net pension liability and the net OPEB liability are satisfied, these liabilities are separately identified within the long-term liability section of the statement of net position.

In accordance with GASB 68 and GASB 75, the District's statements prepared on an accrual basis of accounting include an annual pension expense and an annual OPEB expense for their proportionate share of each plan's *change* in net pension liability and net OPEB liability, respectively, not accounted for as deferred inflows/outflows.

Over time, net position can serve as a useful indicator of a government's financial position. At June 30, 2022, the District's assets and deferred outflows of resources exceeded liabilities and deferred inflows of resources by \$6,692,156.

Total assets include a net OPEB asset reported by STRS. See Note 13 for more detail.

At year-end, capital assets represented 12.62% of total assets. Capital assets include land, buildings and improvements, furniture and equipment, intangible right to use assets and vehicles. Net investment in capital assets and June 30, 2022, was \$3,196,069. These capital assets are used to provide services to the students and are not available for future spending. Although the District's investment in capital assets is reported net of related debt, it should be noted that the resources to repay the debt must be provided from other sources, since capital assets may not be used to liquidate these liabilities.

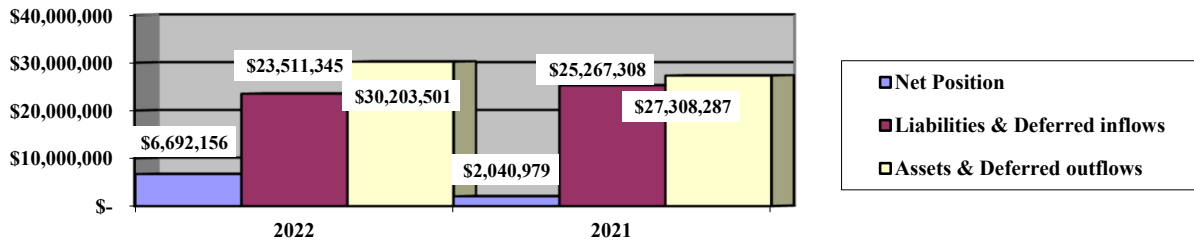
**LOUDONVILLE-PERRYSVILLE EXEMPTED VILLAGE SCHOOL DISTRICT
ASHLAND COUNTY, OHIO**

MANAGEMENT'S DISCUSSION AND ANALYSIS
FOR THE FISCAL YEAR ENDED JUNE 30, 2022

Long-term liabilities decreased primarily due to a decrease in the net pension liability. This liability is outside of the control of the District. The District contributes its statutorily required contributions to the pension systems; however, it's the pension systems that collect, hold and distribute pensions and OPEB to District employees, not the District.

A portion of the District's net position, \$1,356,192, represents resources that are subject to external restriction on how they may be used. The remaining balance of unrestricted net position is \$2,139,895.

Governmental Activities



The following table shows the change in net position for fiscal year 2022 and 2021.

	<u>Change in Net Position</u>	
	<u>Governmental Activities 2022</u>	<u>Governmental Activities 2021</u>
<u>Revenues</u>		
Program revenues:		
Charges for services and sales	\$ 618,071	\$ 2,531,548
Operating grants and contributions	2,934,174	2,598,451
Capital grants and contributions	-	39,138
General revenues:		
Property taxes	6,405,450	5,862,970
Income taxes	2,435,425	2,235,818
Grants and entitlements	5,490,137	5,380,197
Investment earnings	(23,200)	12,787
Other	10,415	158,473
Total revenues	<u>17,870,472</u>	<u>18,819,382</u>

- Continued

**LOUDONVILLE-PERRYSVILLE EXEMPTED VILLAGE SCHOOL DISTRICT
ASHLAND COUNTY, OHIO**

MANAGEMENT'S DISCUSSION AND ANALYSIS
FOR THE FISCAL YEAR ENDED JUNE 30, 2022

<u>Expenses</u>	<u>Change in Net Position</u>	
	Governmental	Governmental
	Activities	Activities
	<u>2022</u>	<u>2021</u>
Program expenses:		
Instruction:		
Regular	\$ 4,496,884	\$ 5,425,425
Special	1,906,823	2,562,912
Vocational	172,712	290,078
Other	441,667	1,204,584
Support services:		
Pupil	480,815	544,268
Instructional staff	455,213	557,713
Board of education	24,549	14,810
Administration	1,404,119	1,673,242
Fiscal	463,202	468,143
Business	1,354	8,548
Operations and maintenance	1,452,702	1,253,316
Pupil transportation	788,789	882,045
Central	12,309	7,621
Operation of non-instructional services:		
Food service operations	381,212	444,634
Other non-instructional services	189,328	73,084
Extracurricular activities	534,017	615,658
Interest and fiscal charges	<u>13,600</u>	<u>18,759</u>
Total expenses	<u>13,219,295</u>	<u>16,044,840</u>
Change in net position	4,651,177	2,774,542
Net position (deficit) at beginning of year	<u>2,040,979</u>	<u>(733,563)</u>
Net position at end of year	<u>\$ 6,692,156</u>	<u>\$ 2,040,979</u>

Governmental Activities

Net position of the District's governmental activities increased \$4,651,177. Total governmental expenses of \$13,219,295 were offset by program revenues of \$3,552,245 and general revenues of \$14,318,227. Program revenues supported 26.87% of the total governmental expenses.

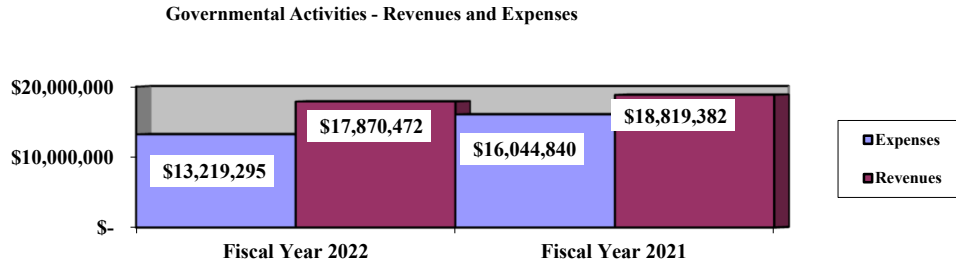
Overall, expenses of the governmental activities decreased \$2,825,545 or 17.61%, primarily due to decreased grant activity related to COVID-19.

The primary sources of revenue for governmental activities are derived from property taxes, income taxes and unrestricted grants and entitlements. These revenue sources represent 80.19% of total governmental revenue. Real estate property is reappraised every six years. The charges for services and sales decreased in fiscal year 2022 by \$1,913,477 or 75.59% primarily due to a decrease in tuition receipts in the general fund and Mohican Youth Academy fund (a nonmajor special revenue fund).

**LOUDONVILLE-PERRYSVILLE EXEMPTED VILLAGE SCHOOL DISTRICT
ASHLAND COUNTY, OHIO**

MANAGEMENT'S DISCUSSION AND ANALYSIS
FOR THE FISCAL YEAR ENDED JUNE 30, 2022

The graph below presents the District's governmental activities revenue and expenses for fiscal year 2022 and 2021.



The statement of activities shows the cost of program services and the charges for services and grants offsetting those services. The following table shows, for governmental activities, the total cost of services and the net cost of services. That is, it identifies the cost of these services supported by tax revenue and unrestricted State grants and entitlements. As stated above, fluctuations in the pension and OPEB expense makes it difficult to compare financial information between years. Pension and OPEB expense are components of program expenses reported on the statement of activities.

Governmental Activities

	Total Cost of Services <u>2022</u>	Net Cost of Services <u>2022</u>	Total Cost of Services <u>2021</u>	Net Cost of Services <u>2021</u>
Program expenses				
Instruction:				
Regular	\$ 4,496,884	\$ 4,040,480	\$ 5,425,425	\$ 4,324,038
Special	1,906,823	338,566	2,562,912	389,315
Vocational	172,712	120,479	290,078	220,394
Other	441,667	407,974	1,204,584	1,168,577
Support services:				
Pupil	480,815	284,717	544,268	502,160
Instructional staff	455,213	422,013	557,713	502,790
Board of education	24,549	24,549	14,810	14,810
Administration	1,404,119	1,375,002	1,673,242	1,061,286
Fiscal	463,202	463,202	468,143	468,143
Business	1,354	1,354	8,548	8,548
Operations and maintenance	1,452,702	1,437,628	1,253,316	1,037,950
Pupil transportation	788,789	729,882	882,045	786,984
Central	12,309	12,309	7,621	7,621
Food service operations	381,212	(385,112)	444,634	(102,744)
Operations of non-instructional services	189,328	82,313	73,084	72,236
Extracurricular activities	534,017	298,094	615,658	394,836
Interest and fiscal charges	13,600	13,600	18,759	18,759
Total expenses	<u>\$ 13,219,295</u>	<u>\$ 9,667,050</u>	<u>\$ 16,044,840</u>	<u>\$ 10,875,703</u>

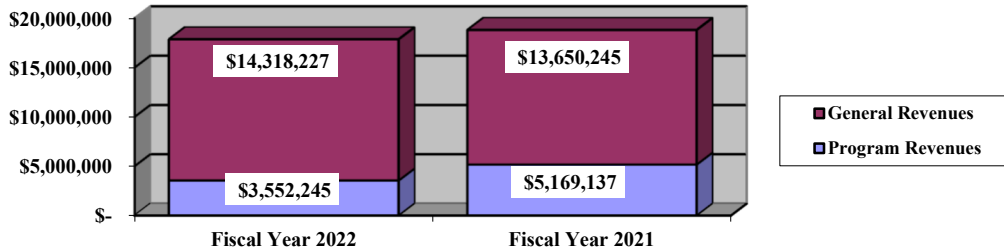
The dependence upon tax and other general revenues for governmental activities is apparent, 69.93% of instruction activities are supported through taxes and other general revenues. For all governmental activities, general revenue support is 73.13%. The District's taxpayers and unrestricted grants and entitlements received from the State, as a whole, are by far the primary support for District's students.

**LOUDONVILLE-PERRYSVILLE EXEMPTED VILLAGE SCHOOL DISTRICT
ASHLAND COUNTY, OHIO**

**MANAGEMENT'S DISCUSSION AND ANALYSIS
FOR THE FISCAL YEAR ENDED JUNE 30, 2022**

The graph below presents the District's governmental activities revenue for fiscal year 2022 and 2021.

Governmental Activities - General and Program Revenues



The District's Funds

The District's governmental funds reported a combined fund balance of \$15,016,483, which is greater than last year's total of \$12,602,180. The schedule below indicates the fund balance and the total change in fund balance as of June 30, 2022 and 2021.

	Fund Balance <u>June 30, 2022</u>	Fund Balance <u>June 30, 2021</u>	<u>Increase</u>
General	\$ 12,594,025	\$ 10,302,288	\$ 2,291,737
Other Governmental	2,422,458	2,299,892	122,566
Total	<u>\$ 15,016,483</u>	<u>\$ 12,602,180</u>	<u>\$ 2,414,303</u>

General Fund

The table below assists in illustrating the financial activities and fund balance of the general fund.

	2022 <u>Amount</u>	2021 <u>Amount</u>	Percentage <u>Change</u>
<u>Revenues</u>			
Taxes	\$ 8,558,657	\$ 7,861,801	8.86 %
Tuition	203,979	778,119	(73.79) %
Earnings on investments	(25,271)	12,787	(297.63) %
Intergovernmental	6,338,979	6,005,797	5.55 %
Other revenues	20,059	165,505	(87.88) %
Total	<u>\$ 15,096,403</u>	<u>\$ 14,824,009</u>	1.84 %
<u>Expenditures</u>			
Instruction	\$ 7,053,416	\$ 7,750,344	(8.99) %
Support services	5,086,306	4,655,429	9.26 %
Operation of non-instructional services	82,481	77,105	6.97 %
Extracurricular activities	383,899	352,815	8.81 %
Facilities acquisition and construction	75,071	24,684	204.13 %
Debt service	123,493	123,911	(0.34) %
Total	<u>\$ 12,804,666</u>	<u>\$ 12,984,288</u>	(1.38) %

**LOUDONVILLE-PERRYSVILLE EXEMPTED VILLAGE SCHOOL DISTRICT
ASHLAND COUNTY, OHIO**

**MANAGEMENT'S DISCUSSION AND ANALYSIS
FOR THE FISCAL YEAR ENDED JUNE 30, 2022**

The District experienced a \$272,394 or 1.84% increase in general fund revenues. Tax revenue increased 8.86% or \$696,856 primarily due to an increase in taxes collected during fiscal year 2022. Tuition revenue decreased \$574,140 or 73.79% due to a decrease in open enrollment and state foundation funding compared to last fiscal year. Earnings on investments decreased \$38,058 or 297.63% due to poor conditions in the current market. Other revenues decreased by \$145,446 or 87.88% primarily due to a decrease in miscellaneous administrative revenues. Intergovernmental revenues increased \$331,182 or 5.55% primarily due to increased grant revenues received during fiscal year 2022.

Expenditures in the general fund decreased 1.38% or \$179,622, primarily due to instruction services decreasing by 8.99% during the current fiscal year. The biggest instruction service expenditure decreases were in vocational and other expenditures. Support services increased during fiscal year 2022 by 9.26% primarily due to increases in administration and operations and maintenance items. All other expenditures remained consistent with the prior fiscal year.

General Fund Budgeting Highlights

The District's budget is prepared according to Ohio law and is based on accounting for certain transactions on a basis of cash receipts, disbursements and encumbrances. The most significant budgeted fund is the general fund.

For the general fund, original and final budgeted revenues and other financing sources were \$16,000,000. Actual revenues and other financing sources for fiscal 2022 was \$14,533,711, which was \$1,466,289 less than final budget revenues.

General fund original and final appropriations and other financing uses were \$16,407,470. The actual budget basis expenditures and other financing uses for fiscal year 2022 totaled \$13,140,547, which was \$3,266,923 less than the final budget appropriations.

Capital Assets and Debt Administration

Capital Assets

At the end of fiscal 2022, the District had \$3,421,504 invested in land, buildings and improvements, furniture and equipment, intangible right to use assets, and vehicles. The entire amount is reported in governmental activities. The following table shows fiscal 2022 balances compared to 2021:

**Capital Assets at June 30
(Net of Depreciation)**

	Governmental Activities	
	2022	2021
Land	\$ 68,134	\$ 78,472
Building and improvements	2,411,213	2,351,325
Furniture and equipment	359,545	529,755
Vehicles	544,969	509,220
Intangible right to use assets	37,643	52,700
Total	\$ 3,421,504	\$ 3,521,472

Total additions to capital assets for fiscal year 2022 were \$619,138. Disposals to capital assets for fiscal year 2022 were \$335,598 (net of accumulated depreciation). Depreciation expense for fiscal 2022 was \$383,508. Overall, capital assets of the District decreased \$99,968.

See Note 9 to the basic financial statements for additional information on the District's capital assets.

**LOUDONVILLE-PERRYSVILLE EXEMPTED VILLAGE SCHOOL DISTRICT
ASHLAND COUNTY, OHIO**

**MANAGEMENT'S DISCUSSION AND ANALYSIS
FOR THE FISCAL YEAR ENDED JUNE 30, 2022**

Debt Administration

At June 30, 2022, the District had \$225,435 in leases payable and an OASBO pool loan outstanding. Of this total, \$116,687 is due within one year and \$108,748 is due within greater than one year. The following table summarizes the lease agreements and loan outstanding.

Outstanding Debt, at Year End

	Governmental Activities 2022	Governmental Activities 2021
Lease payable	\$ 34,375	\$ 49,298
OASBO pool loan	<u>191,060</u>	<u>288,060</u>
Total	<u>\$ 225,435</u>	<u>\$ 337,358</u>

See Note 10 to the basic financial statements for additional information on the District's debt administration.

Current Financial Related Activities

Labor relations in our District have been amicable with all parties working for the best interest of students and realizing the resource challenges we face. We believe as we move forward our positive working relationship will continue and will only grow stronger.

In addition, the District's systems of budgeting and internal controls are well regarded. All of the District's financial abilities will be needed to meet the challenges of the future.

Contacting the District's Financial Management

This financial report is designed to provide our citizens, taxpayers, and investors and creditors with a general overview of the District's finances and to show the District's accountability for the money it receives. If you have questions about this report or need additional financial information, contact Ms. Christine Angerer, Treasurer at 210 E. Main Street, Loudonville, Ohio 44842, phone 419-994-3562.

**LOUDONVILLE-PERRYSVILLE EXEMPTED VILLAGE SCHOOL DISTRICT
ASHLAND COUNTY, OHIO**

STATEMENT OF NET POSITION
JUNE 30, 2022

	Governmental Activities
Assets:	
Equity in pooled cash and cash equivalents	\$ 15,401,550
Receivables:	
Property taxes	6,066,035
Income taxes	1,057,558
Accrued interest	2,356
Intergovernmental	202,428
Prepayments	15,567
Materials and supplies inventory	3,232
Inventory held for resale	14,934
Net OPEB asset	936,089
Capital assets:	
Nondepreciable capital assets	68,134
Depreciable capital assets, net	3,353,370
Capital assets, net	3,421,504
Total assets	27,121,253
 Deferred outflows of resources:	
Pension	2,769,116
OPEB	313,132
Total deferred outflows of resources	3,082,248
 Liabilities:	
Accounts payable	24,964
Accrued wages and benefits payable	1,251,456
Accrued vacation payable	43,926
Intergovernmental payable	41,748
Pension and postemployment benefits payable	181,606
Accrued interest payable	764
Claims payable	188,698
Long-term liabilities:	
Due within one year	188,366
Due in more than one year:	
Net pension liability	7,461,414
Net OPEB liability	945,515
Other amounts due in more than one year	903,108
Total liabilities	11,231,565
 Deferred inflows of resources:	
Property taxes levied for the next fiscal year	3,872,614
Pension	6,614,882
OPEB	1,792,284
Total deferred inflows of resources	12,279,780
 Net position:	
Net investment in capital assets	3,196,069
Restricted for:	
Capital projects	491,560
State funded programs	275,887
Food service operations	402,271
Student activities	86,835
Other purposes	99,639
Unrestricted (deficit)	2,139,895
Total net position	\$ 6,692,156

SEE ACCOMPANYING NOTES TO THE BASIC FINANCIAL STATEMENTS

**LOUDONVILLE-PERRYSVILLE EXEMPTED VILLAGE SCHOOL DISTRICT
ASHLAND COUNTY, OHIO**

STATEMENT OF ACTIVITIES
FOR THE FISCAL YEAR ENDED JUNE 30, 2022

	Expenses	Program Revenues		Net (Expense)
		Charges for Services and Sales	Operating Grants and Contributions	Revenue and Changes in Net Position
				Governmental Activities
Governmental activities:				
Instruction:				
Regular	\$ 4,496,884	\$ 131,295	\$ 325,109	\$ (4,040,480)
Special	1,906,823	147,478	1,420,779	(338,566)
Vocational	172,712	-	52,233	(120,479)
Other	441,667	-	33,693	(407,974)
Support services:				
Pupil	480,815	9,085	187,013	(284,717)
Instructional staff	455,213	33,200	-	(422,013)
Board of education	24,549	-	-	(24,549)
Administration	1,404,119	29,117	-	(1,375,002)
Fiscal	463,202	-	-	(463,202)
Business	1,354	-	-	(1,354)
Operations and maintenance	1,452,702	204	14,870	(1,437,628)
Pupil transportation	788,789	-	58,907	(729,882)
Central	12,309	-	-	(12,309)
Operation of non-instructional services:				
Food service operations	381,212	35,723	730,601	385,112
Other non-instructional services	189,328	-	107,015	(82,313)
Extracurricular activities	534,017	231,969	3,954	(298,094)
Interest and fiscal charges	13,600	-	-	(13,600)
Totals	<u>\$ 13,219,295</u>	<u>\$ 618,071</u>	<u>\$ 2,934,174</u>	<u>(9,667,050)</u>

General revenues:

Property taxes levied for:	
General purposes	6,108,586
Capital outlay	296,864
Income taxes levied for:	
General purposes	2,435,425
Grants and entitlements not restricted to specific programs	
	5,490,137
Investment earnings	(23,200)
Miscellaneous	10,415
Total general revenues	<u>14,318,227</u>

Change in net position 4,651,177

Net position at beginning of year 2,040,979

Net position at end of year \$ 6,692,156

SEE ACCOMPANYING NOTES TO THE BASIC FINANCIAL STATEMENTS

**LOUDONVILLE-PERRYSVILLE EXEMPTED VILLAGE SCHOOL DISTRICT
ASHLAND COUNTY, OHIO**

BALANCE SHEET
GOVERNMENTAL FUNDS
JUNE 30, 2022

	<u>General</u>	<u>Nonmajor Governmental Funds</u>	<u>Total Governmental Funds</u>
Assets:			
Equity in pooled cash and cash equivalents	\$ 10,916,821	\$ 2,451,572	\$ 13,368,393
Receivables:			
Property taxes	5,800,050	265,985	6,066,035
Income taxes	1,057,558	-	1,057,558
Accrued interest	2,356	-	2,356
Interfund loans	58,471	-	58,471
Intergovernmental	115,305	87,123	202,428
Prepayments	15,308	259	15,567
Materials and supplies inventory	-	3,232	3,232
Inventory held for resale	-	14,934	14,934
Due from other funds	6,181	-	6,181
Total assets	<u>\$ 17,972,050</u>	<u>\$ 2,823,105</u>	<u>\$ 20,795,155</u>
Liabilities:			
Accounts payable	\$ 19,579	\$ 5,133	\$ 24,712
Accrued wages and benefits payable	1,118,847	132,609	1,251,456
Compensated absences payable	815	-	815
Intergovernmental payable	40,304	1,444	41,748
Pension and postemployment benefits payable	161,599	20,007	181,606
Interfund loans payable	-	58,471	58,471
Due to other funds	-	6,181	6,181
Total liabilities	<u>1,341,144</u>	<u>223,845</u>	<u>1,564,989</u>
Deferred inflows of resources:			
Property taxes levied for the next fiscal year	3,703,522	169,092	3,872,614
Delinquent property tax revenue not available	152,628	7,084	159,712
Income tax revenue not available	178,660	-	178,660
Intergovernmental revenue not available	-	626	626
Accrued interest not available	2,071	-	2,071
Total deferred inflows of resources	<u>4,036,881</u>	<u>176,802</u>	<u>4,213,683</u>
Fund balances:			
Nonspendable:			
Materials and supplies inventory	-	3,232	3,232
Prepays	15,308	259	15,567
Unclaimed monies	4,342	-	4,342
Restricted:			
Capital improvements	-	484,476	484,476
Food service operations	-	404,478	404,478
State funded programs	-	275,261	275,261
Extracurricular	-	86,835	86,835
Other purposes	-	95,297	95,297
Committed:			
Underground storage tank	11,000	-	11,000
Other purposes	-	1,109,393	1,109,393
Assigned:			
Student instruction	120,683	-	120,683
Student and staff support	97,490	-	97,490
Extracurricular activities	11,686	-	11,686
Subsequent year's appropriations	1,400,000	-	1,400,000
Unassigned (deficit)	<u>10,933,516</u>	<u>(36,773)</u>	<u>10,896,743</u>
Total fund balances	<u>12,594,025</u>	<u>2,422,458</u>	<u>15,016,483</u>
Total liabilities, deferred inflows and fund balances	<u>\$ 17,972,050</u>	<u>\$ 2,823,105</u>	<u>\$ 20,795,155</u>

SEE ACCOMPANYING NOTES TO THE BASIC FINANCIAL STATEMENTS

**LOUDONVILLE-PERRYSVILLE EXEMPTED VILLAGE SCHOOL DISTRICT
ASHLAND COUNTY, OHIO**

RECONCILIATION OF TOTAL GOVERNMENTAL FUND BALANCES TO
NET POSITION OF GOVERNMENTAL ACTIVITIES
JUNE 30, 2022

Total governmental fund balances		\$	15,016,483
<i>Amounts reported for governmental activities on the statement of net position are different because:</i>			
Capital assets used in governmental activities are not financial resources and therefore are not reported in the funds.			3,421,504
Other long-term assets are not available to pay for current period expenditures and therefore are deferred inflows in the funds			
Property taxes receivable	\$	159,712	
Income taxes receivable		178,660	
Accrued interest receivable		2,071	
Intergovernmental receivable		626	
Total		341,069	341,069
An internal service fund is used by management to charge the costs of insurance to individual funds. The assets and liabilities of the internal service fund are included in governmental activities on the statement of net position.			1,844,207
Accrued interest payable is not due and payable in the current period and therefore is not reported in the funds.			(764)
The net pension/OPEB assets & liabilities are not due and payable in the current period; therefore, the assets, liabilities and related deferred inflows/outflows are not reported in governmental funds.			
Deferred outflows - pension		2,769,116	
Deferred inflows - pension		(6,614,882)	
Net pension liability		(7,461,414)	
Deferred outflows - OPEB		313,132	
Deferred inflows - OPEB		(1,792,284)	
Net OPEB asset		936,089	
Net OPEB liability		(945,515)	
Total		(12,795,758)	(12,795,758)
Long-term liabilities, including bonds payable, are not due and payable in the current period and therefore are not reported in the funds.			
Lease payables		(34,375)	
Compensated absences		(865,224)	
Accrued vacation payable		(43,926)	
OASBO pool loan		(191,060)	
Total		(1,134,585)	(1,134,585)
Net position of governmental activities		\$	6,692,156

SEE ACCOMPANYING NOTES TO THE BASIC FINANCIAL STATEMENTS

**LOUDONVILLE-PERRYSVILLE EXEMPTED VILLAGE SCHOOL DISTRICT
ASHLAND COUNTY, OHIO**

STATEMENT OF REVENUES, EXPENDITURES AND CHANGES IN FUND BALANCES
GOVERNMENTAL FUNDS
FOR THE FISCAL YEAR ENDED JUNE 30, 2022

	<u>General</u>	<u>Nonmajor Governmental Funds</u>	<u>Total Governmental Funds</u>
Revenues:			
Property taxes	\$ 6,139,253	\$ 298,374	\$ 6,437,627
Income taxes	2,419,404	-	2,419,404
Intergovernmental	6,338,979	2,101,385	8,440,364
Investment earnings	(25,271)	-	(25,271)
Tuition and fees	203,979	135,929	339,908
Extracurricular	9,644	231,845	241,489
Charges for services	-	36,674	36,674
Contributions and donations	2,875	30,262	33,137
Other local revenues	7,540	27,736	35,276
Total revenues	<u>15,096,403</u>	<u>2,862,205</u>	<u>17,958,608</u>
Expenditures:			
Current:			
Instruction:			
Regular	5,038,145	342,464	5,380,609
Special	1,405,006	938,606	2,343,612
Vocational	201,951	-	201,951
Other	408,314	34,195	442,509
Support services:			
Pupil	506,196	11,793	517,989
Instructional staff	496,161	41,461	537,622
Board of education	26,542	-	26,542
Administration	1,419,052	151,508	1,570,560
Fiscal	502,669	-	502,669
Business	1,354	-	1,354
Operations and maintenance	1,156,379	85,316	1,241,695
Pupil transportation	965,644	42,687	1,008,331
Central	12,309	-	12,309
Operation of non-instructional services:			
Food service operations	-	496,302	496,302
Other non-instructional services	82,481	110,786	193,267
Extracurricular activities	383,899	221,997	605,896
Facilities acquisition and construction	75,071	260,134	335,205
Debt service:			
Principal retirement	109,861	2,062	111,923
Interest and fiscal charges	13,632	328	13,960
Total expenditures	<u>12,804,666</u>	<u>2,739,639</u>	<u>15,544,305</u>
Net change in fund balances	2,291,737	122,566	2,414,303
Fund balances at beginning of year	<u>10,302,288</u>	<u>2,299,892</u>	<u>12,602,180</u>
Fund balances at end of year	<u>\$ 12,594,025</u>	<u>\$ 2,422,458</u>	<u>\$ 15,016,483</u>

SEE ACCOMPANYING NOTES TO THE BASIC FINANCIAL STATEMENTS

**LOUDONVILLE-PERRYSVILLE EXEMPTED VILLAGE SCHOOL DISTRICT
ASHLAND COUNTY, OHIO**

RECONCILIATION OF THE STATEMENT OF REVENUES, EXPENDITURES
AND CHANGES IN FUND BALANCES OF GOVERNMENTAL FUNDS
TO THE STATEMENT OF ACTIVITIES
FOR THE FISCAL YEAR ENDED JUNE 30, 2022

Net change in fund balances - total governmental funds	\$	2,414,303
<i>Amounts reported for governmental activities in the statement of activities are different because:</i>		
Governmental funds report capital outlays as expenditures. However, in the statement of activities, the cost of those assets is allocated over their estimated useful lives as depreciation expense.		
Capital asset additions	\$ 619,138	
Current year depreciation	(383,508)	
Total		235,630
The net effect of various miscellaneous transactions involving capital assets (i.e., sales, disposals, trade-ins, and donations) is to decrease net position.		
		(335,598)
Revenues in the statement of activities that do not provide current financial resources are not reported as revenues in the funds.		
Property taxes	(32,177)	
Income taxes	16,021	
Earnings on investments	2,071	
Intergovernmental	(74,051)	
Total		(88,136)
Repayment of loan and capital lease principal is an expenditure in the governmental funds, but the repayment reduces long-term liabilities on the statement of net position.		
		111,923
In the statement of activities, interest is accrued on outstanding bonds, whereas in governmental funds, an interest expenditure is reported when due. The following items resulted in additional interest being reported in the statement of activities:		
Change in accrued interest payable		360
Contractually required contributions are reported as expenditures in governmental funds; however, the statement of net position reports these amounts as deferred outflows.		
Pension	981,178	
OPEB	32,244	
Total		1,013,422
Except for amounts reported as deferred inflows/outflows, changes in the net pension/OPEB liability/asset are reported as pension/OPEB expense in the statement of activities.		
Pension	464,902	
OPEB	108,087	
Total		572,989
Some expenses reported in the statement of activities, such as compensated absences and accrued vacation, do not require the use of current financial resources and therefore are not reported as expenditures in governmental funds.		
		(87,458)
An internal service fund used by management to charge the costs of insurance to individual funds is not reported in the district-wide statement of activities. Governmental fund expenditures and the related internal service fund revenues are eliminated. The net revenue (expense) of the internal service fund is allocated among the governmental activities.		
		813,742
Change in net position of governmental activities	\$	4,651,177

SEE ACCOMPANYING NOTES TO THE BASIC FINANCIAL STATEMENTS

**LOUDONVILLE-PERRYSVILLE EXEMPTED VILLAGE SCHOOL DISTRICT
ASHLAND COUNTY, OHIO**

STATEMENT OF REVENUES, EXPENDITURES AND CHANGES IN
FUND BALANCE - BUDGET AND ACTUAL (NON-GAAP BUDGETARY BASIS)
GENERAL FUND
FOR THE FISCAL YEAR ENDED JUNE 30, 2022

	<u>Budgeted Amounts</u>			Variance with Final Budget Positive (Negative)
	<u>Original</u>	<u>Final</u>	<u>Actual</u>	
Revenues:				
Property taxes	\$ 7,057,097	\$ 6,548,552	\$ 5,679,689	\$ (868,863)
Income taxes	1,998,918	2,672,443	2,317,785	(354,658)
Intergovernmental	5,682,442	6,465,469	6,243,975	(221,494)
Investment earnings	28,624	34,548	48,217	13,669
Tuition and fees	782,487	242,877	201,980	(40,897)
Miscellaneous	51,283	10,255	8,778	(1,477)
Total revenues	<u>15,600,851</u>	<u>15,974,144</u>	<u>14,500,424</u>	<u>(1,473,720)</u>
Expenditures:				
Current:				
Instruction:				
Regular	6,401,370	6,304,730	5,115,915	1,188,815
Special	1,643,071	1,798,526	1,453,513	345,013
Vocational	365,537	303,559	244,192	59,367
Other	1,301,511	624,965	462,129	162,836
Support services:				
Pupil	682,611	640,890	517,502	123,388
Instructional staff	741,449	663,733	518,186	145,547
Board of education	37,146	32,801	26,834	5,967
Administration	1,630,309	1,804,561	1,412,301	392,260
Fiscal	616,681	628,999	502,688	126,311
Business	12,673	1,655	1,354	301
Operations and maintenance	1,163,675	1,465,119	1,160,769	304,350
Pupil transportation	1,016,030	1,232,299	992,684	239,615
Central	11,298	16,015	12,309	3,706
Operation of non-instructional services:				
Other non-instructional services	98,354	100,809	81,891	18,918
Extracurricular activities	495,640	492,538	395,904	96,634
Facilities acquisition and construction	28,146	91,764	75,071	16,693
Debt service:				
Principal	137,875	118,569	97,000	21,569
Interest and fiscal charges	24,094	14,465	11,834	2,631
Total expenditures	<u>16,407,470</u>	<u>16,335,997</u>	<u>13,082,076</u>	<u>3,253,921</u>
Excess (deficiency) of revenues over (under) expenditures	<u>(806,619)</u>	<u>(361,853)</u>	<u>1,418,348</u>	<u>1,780,201</u>
Other financing sources (uses):				
Refund of prior year's expenditures	290,608	25,068	33,287	8,219
Advances in	107,651	-	-	-
Advances (out)	-	(71,473)	(58,471)	13,002
Sale of capital assets	890	788	-	(788)
Total other financing sources (uses)	<u>399,149</u>	<u>(45,617)</u>	<u>(25,184)</u>	<u>20,433</u>
Net change in fund balance	(407,470)	(407,470)	1,393,164	1,800,634
Fund balance at beginning of year	8,937,777	8,937,777	8,937,777	-
Prior year encumbrances appropriated	407,470	407,470	407,470	-
Fund balance at end of year	<u>\$ 8,937,777</u>	<u>\$ 8,937,777</u>	<u>\$ 10,738,411</u>	<u>\$ 1,800,634</u>

SEE ACCOMPANYING NOTES TO THE BASIC FINANCIAL STATEMENTS

LOUDONVILLE-PERRYSVILLE EXEMPTED VILLAGE SCHOOL DISTRICT
ASHLAND COUNTY, OHIO

STATEMENT OF NET POSITION
PROPRIETARY FUND
JUNE 30, 2022

	Governmental Activities - Internal Service Fund
Assets:	
Equity in pooled cash and cash equivalents	\$ 2,033,157
Total assets	<u>2,033,157</u>
Liabilities:	
Accounts payable	252
Claims payable	188,698
Total liabilities	<u>188,950</u>
Net position:	
Unrestricted	<u>1,844,207</u>
Total net position	<u>\$ 1,844,207</u>

SEE ACCOMPANYING NOTES TO THE BASIC FINANCIAL STATEMENTS

**LOUDONVILLE-PERRYSVILLE EXEMPTED VILLAGE SCHOOL DISTRICT
ASHLAND COUNTY, OHIO**

STATEMENT OF REVENUES, EXPENSES AND
CHANGES IN NET POSITION
PROPRIETARY FUND
FOR THE FISCAL YEAR ENDED JUNE 30, 2022

	Governmental Activities - Internal Service Fund
Operating revenues:	
Charges for services	\$ 3,200,247
Total operating revenues	3,200,247
Operating expenses:	
Purchased services	809,302
Claims	1,577,203
Total operating expenses	2,386,505
Operating income/change in net position	813,742
Net position at beginning of year	1,030,465
Net position at end of year	\$ 1,844,207

SEE ACCOMPANYING NOTES TO THE BASIC FINANCIAL STATEMENTS

**LOUDONVILLE-PERRYSVILLE EXEMPTED VILLAGE SCHOOL DISTRICT
ASHLAND COUNTY, OHIO**

STATEMENT OF CASH FLOWS
PROPRIETARY FUND
FOR THE FISCAL YEAR ENDED JUNE 30, 2022

	Governmental Activities - Internal Service Fund
Cash flows from operating activities:	
Cash received from charges for services	\$ 3,200,247
Cash payments for purchased services	(809,291)
Cash payments for claims expense	(1,794,537)
Net cash provided by operating activities	596,419
Net increase in cash and cash equivalents	596,419
Cash and cash equivalents at beginning of year	1,436,738
Cash and cash equivalents at end of year	\$ 2,033,157
Reconciliation of operating income to net cash provided by operating activities:	
Operating income	\$ 813,742
Changes in assets and liabilities:	
Accounts payable	11
Claims payable	(217,334)
Net cash provided by operating activities	<u>\$ 596,419</u>

SEE ACCOMPANYING NOTES TO THE BASIC FINANCIAL STATEMENTS

**LOUDONVILLE-PERRYSVILLE EXEMPTED VILLAGE SCHOOL DISTRICT
ASHLAND COUNTY, OHIO**

**NOTES TO THE BASIC FINANCIAL STATEMENTS
FOR THE FISCAL YEAR ENDED JUNE 30, 2022**

NOTE 1 - DESCRIPTION OF THE SCHOOL DISTRICT

The Loudonville-Perrysville Exempted Village School District (the “District”) was established for the purpose of exercising the rights and privileges conveyed to it by the constitution and laws of the State of Ohio. The School District is an exempted village school district as defined by Section 3311.04 of the Ohio Revised Code. The District operates under an elected Board of Education, consisting of five members, and is responsible for providing public education to residents of the School District. The District employs 58 non-certified and 79 certified full-time and part-time employees to provide services to 949 students.

NOTE 2 - SUMMARY OF SIGNIFICANT ACCOUNTING POLICIES

The basic financial statements of the District have been prepared in conformity with accounting principles generally accepted in the United States of America (GAAP) as applied to governmental units. The Governmental Accounting Standards Board (GASB) is the accepted standard-setting body for establishing governmental accounting and financial reporting principles. The District’s significant accounting policies are described below.

A. Reporting Entity

The reporting entity has been defined in accordance with GASB Statement No. 14, “The Financial Reporting Entity” as amended by GASB Statement No. 39, “Determining Whether Certain Organizations Are Component Units” and GASB Statement No. 61, “The Financial Reporting Entity: Omnibus an Amendment of GASB Statements No. 14 and No. 34”. The reporting entity is composed of the primary government and component units. The primary government consists of all funds, departments, boards and agencies that are not legally separate from the District. For the District, this includes general operations, food service, and student related activities of the District.

Component units are legally separate organizations for which the District is financially accountable. The District is financially accountable for an organization if the District appoints a voting majority of the organization’s Governing Board and (1) the District is able to significantly influence the programs or services performed or provided by the organization; or (2) the District is legally entitled to or can otherwise access the organization’s resources; or (3) the District is legally obligated or has otherwise assumed the responsibility to finance the deficits of, or provide financial support to, the organization; or (4) the District is obligated for the debt of the organization. Component units may also include organizations that are fiscally dependent on the District in that the District approves the budget, the issuance of debt or the levying of taxes. Certain organizations are also included as component units if the nature and significance of the relationship between the primary government and the organization is such that exclusion by the primary government would render the primary government’s financial statements incomplete or misleading. Based upon the application of these criteria, the District has no component units. The basic financial statements of the reporting entity include only those of the District (the primary government).

The following organizations are described due to their relationship to the District.

JOINTLY GOVERNED ORGANIZATIONS

Tri-County Computer Service Association

The Tri-County Computer Service Association (TCCSA) is a jointly governed organization comprised of 20 school districts. The jointly governed organization was formed for the purpose of applying modern technology with the aid of computers and other electronic technology for administrative and instructional functions for member school districts. Each of the governments of these school districts supports TCCSA based on a per pupil charge dependent upon the software package utilized. The TCCSA assembly consists of a superintendent or designated representative from each participating school district and a representative from the fiscal agent. TCCSA is governed by a Board of Directors chosen from the general membership of the TCCSA assembly. The Board of Directors consists of a representative from the fiscal agent, the chairman of each operating committee, and at least an assembly member from each county from which participating school districts are located. Financial information can be obtained by contacting the Treasurer at TCCSA, located in Wooster, Ohio. During the year ended June 30, 2022, the District paid \$55,748 to TCCSA.

**LOUDONVILLE-PERRYSVILLE EXEMPTED VILLAGE SCHOOL DISTRICT
ASHLAND COUNTY, OHIO**

**NOTES TO THE BASIC FINANCIAL STATEMENTS
FOR THE FISCAL YEAR ENDED JUNE 30, 2022**

NOTE 2 - SUMMARY OF SIGNIFICANT ACCOUNTING POLICIES - (Continued)

Ashland County - West Holmes Career Center

The Ashland County-West Holmes Career Center (the "Career Center"), a joint vocational school established by the Ohio Revised Code, is a jointly governed organization providing vocational services to its eleven-member school districts. The Career Center is governed by a Board of Education comprised of eleven members appointed by the participating schools. The Board controls the financial activity of the Career Center and reports to the Ohio Department of Education and the Auditor of the State of Ohio. The continued existence of the Career Center is not dependent on the District's continued participation and no measurable equity interest exists.

RELATED ORGANIZATION

The Loudonville Public Library

The Loudonville Public Library (the "Library") is a related organization to the District. The School Board members are responsible for appointing all the trustees of the Library; however, the school board cannot influence the Library's operation, nor does the Library represent a potential financial benefit or burden to the District. The District serves in a ministerial capacity as the taxing authority for the Library. Once the Library determines to present a levy to the voters, including the determination of the rate and duration, the District must place the levy on the ballot. The Library may not issue debt and determines its own budget. The Library did not receive any funding from the District during fiscal year 2022.

School of Ohio Risk Sharing Authority

The District also participates in the Schools of Ohio Risk Sharing Authority Board (SORSA), an insurance purchasing pool. SORSA's business affairs are conducted by a nine-member Board of directors consisting of a President, Vice President, Secretary, Treasurer and five delegates. SORSA was created to provide joint self-insurance coverage and to assist members to prevent and reduce losses and injuries to the District's property and person. It is intended to provide liability and property insurance at reduced premiums for the participants. SORSA is organized as a nonprofit corporation under provisions of Ohio Revised Code 2744. During fiscal year 2022, SORSA received \$65,158 from the District.

B. Fund Accounting

The District uses funds to maintain its financial records during the year. A fund is defined as a fiscal and accounting entity with a self-balancing set of accounts. There are three categories of funds: governmental, proprietary and fiduciary.

GOVERNMENTAL FUNDS

Governmental funds are those through which most governmental functions typically are financed. Governmental fund reporting focuses on the sources, uses and balances of current financial resources. Expendable assets are assigned to the various governmental funds according to the purposes for which they may or must be used. Current liabilities are assigned to the fund from which they will be paid. The difference between governmental fund assets and liabilities and deferred inflows of resources is reported as fund balance. The following is the District's major governmental fund:

General fund - The general fund is used to account for and report all financial resources not accounted for and reported in another fund. The general fund balance is available for any purpose provided it is expended or transferred according to the general laws of Ohio.

Other governmental funds of the District are used to account for (a) financial resources that are restricted, committed, or assigned to expenditures for capital outlays including the acquisition of construction of capital facilities and other capital assets and (b) specific revenue sources that are restricted or committed to an expenditure for specified purposes other than debt service or capital projects.

**LOUDONVILLE-PERRYSVILLE EXEMPTED VILLAGE SCHOOL DISTRICT
ASHLAND COUNTY, OHIO**

NOTES TO THE BASIC FINANCIAL STATEMENTS
FOR THE FISCAL YEAR ENDED JUNE 30, 2022

NOTE 2 - SUMMARY OF SIGNIFICANT ACCOUNTING POLICIES - (Continued)

PROPRIETARY FUND

Proprietary funds are used to account for the District's ongoing activities which are similar to those often found in the private sector. The District has no enterprise funds. The following is a description of the District's internal service fund:

Internal service fund - The internal service fund is used to account for the financing of goods or services provided by one department or agency to other departments or agencies of the District, or to other governments, on a cost-reimbursement basis. The only internal service fund of the District accounts for a self-insurance program which provides medical/surgical, dental and vision benefits to employees.

C. Basis of Presentation and Measurement Focus

Government-Wide Financial Statements - The statement of net position and the statement of activities display information about the District as a whole. These statements include the financial activities of the primary government. Internal service fund operating activity is eliminated to avoid overstatement of revenues and expenses.

The government-wide statement of activities presents a comparison between direct expenses and program revenues for each function or program of the governmental activities of the District. Direct expenses are those that are specifically associated with a service, program or department and therefore clearly identifiable to a particular function. Program revenues include amounts paid by the recipient of goods or services offered by the program and grants and contributions that are restricted to meeting the operational or capital requirements of a particular program. Revenues not classified as program revenues are presented as general revenues of the District.

The government-wide financial statements are prepared using the economic resources measurement focus. All assets and deferred outflows of resources and all liabilities and deferred inflows of resources associated with the operation of the District are included on the statement of net position.

Fund Financial Statements - Fund financial statements report detailed information about the District. The focus of governmental fund financial statements is on major funds rather than reporting funds by type. Each major fund is presented in a separate column, and all nonmajor funds are aggregated into one column. The internal service fund is presented in a single column on the face of the proprietary fund statements.

All governmental funds are accounted for using a flow of current financial resources measurement focus. With this measurement focus, only current assets and deferred outflows of resources and current liabilities and deferred inflows of resources generally are included on the balance sheet. The statement of revenues, expenditures and changes in fund balances reports on the sources (i.e., revenues and other financing sources) and uses (i.e., expenditures and other financing uses) of current financial resources. This approach differs from the manner in which the governmental activities of the government-wide financial statements are prepared. Governmental fund financial statements therefore include a reconciliation with brief explanations to better identify the relationship between the government-wide statements and the statements for governmental funds.

Like the government-wide statements, the internal service fund is accounted for on a flow of economic resources measurement focus. All assets and all liabilities associated with the operation of this fund are included on the statement of fund net position. The statement of changes in fund net position presents increases (i.e., revenues) and decreases (i.e., expenses) in net position. The statement of cash flows provides information about how the District finances and meets the cash flow needs of its proprietary activity.

**LOUDONVILLE-PERRYSVILLE EXEMPTED VILLAGE SCHOOL DISTRICT
ASHLAND COUNTY, OHIO**

**NOTES TO THE BASIC FINANCIAL STATEMENTS
FOR THE FISCAL YEAR ENDED JUNE 30, 2022**

NOTE 2 - SUMMARY OF SIGNIFICANT ACCOUNTING POLICIES - (Continued)

Proprietary funds distinguish operating revenues and expenses from nonoperating items. Operating revenues and expenses generally result from providing services and producing and delivering goods in connection with a proprietary fund's principal ongoing operation. The principal operating revenue of the District's internal service fund is charges for services. Operating expenses for the internal service fund include claims and administrative expenses. All revenues and expenses not meeting this definition are reported as nonoperating revenues and expenses.

D. Basis of Accounting

Basis of accounting determines when transactions are recorded in the financial records and reported on the financial statements. Government-wide financial statements are prepared using the accrual basis of accounting. Governmental funds use the modified accrual basis of accounting. Proprietary funds also use the accrual basis of accounting.

Revenues - Exchange and Nonexchange Transactions - Revenue resulting from exchange transactions, in which each party gives and receives essentially equal value, is recorded on the accrual basis when the exchange takes place. On a modified accrual basis, revenue is recorded in the fiscal year in which the resources are measurable and become available. Available means that the resources will be collected within the current fiscal year or are expected to be collected soon enough thereafter to be used to pay liabilities of the current fiscal year. For the District, available means expected to be received within sixty days of fiscal year end.

Nonexchange transactions, in which the District receives value without directly giving equal value in return, include property taxes, income taxes, grants, entitlements and donations. On an accrual basis, revenue from property taxes is recognized in the fiscal year for which the taxes are levied (See Note 6).

Revenue from grants, entitlements and donations is recognized in the fiscal year in which all eligibility requirements have been satisfied. Eligibility requirements include timing requirements, which specify the year when the resources are required to be used or the fiscal year when use is first permitted, matching requirements, in which the District must provide local resources to be used for a specified purpose and expenditure requirements, in which the resources are provided to the District on a reimbursement basis. On a modified accrual basis, revenue from nonexchange transactions must also be available before it can be recognized.

Under the modified accrual basis, the following revenue sources are considered to be both measurable and available at fiscal year end: property taxes available as an advance, income taxes, interest, tuition, grants, student fees and rentals.

Deferred Outflows of Resources and Deferred Inflows of Resources - In addition to assets, the government-wide statement of net position will report a separate section for deferred outflows of resources. Deferred outflows of resources represent a consumption of net position that applies to a future period and will not be recognized as an outflow of resources (expense/expenditure) until then. For the District, See Notes 12 and 13 for deferred outflows of resources related the District's net pension liability and net OPEB liability/asset, respectively.

In addition to liabilities, both the government-wide statement of net position and the governmental fund financial statements report a separate section for deferred inflows of resources. Deferred inflows of resources represent an acquisition of net position that applies to a future period and will not be recognized as an inflow of resources (revenue) until that time. For the District, deferred inflows of resources include property taxes and unavailable revenue. Property taxes represent amounts for which there is an enforceable legal claim as of June 30, 2022, but which were levied to finance fiscal year 2023 operations. These amounts have been recorded as a deferred inflow of resources on both the government-wide statement of net position and the governmental fund financial statements. Unavailable revenue is reported only on the governmental funds balance sheet and represents receivables which will not be collected within the available period. For the District unavailable revenue includes, but is not limited to, delinquent property taxes and intergovernmental grants. These amounts are deferred and recognized as an inflow of resources in the period the amounts become available.

**LOUDONVILLE-PERRYSVILLE EXEMPTED VILLAGE SCHOOL DISTRICT
ASHLAND COUNTY, OHIO**

**NOTES TO THE BASIC FINANCIAL STATEMENTS
FOR THE FISCAL YEAR ENDED JUNE 30, 2022**

NOTE 2 - SUMMARY OF SIGNIFICANT ACCOUNTING POLICIES - (Continued)

For the District, see Notes 12 and 13 for deferred inflows of resources related to the District's net pension liability and net OPEB liability/asset, respectively. This deferred inflow of resources is only reported on the government-wide statement of net position.

Expenses/Expenditures - On the accrual basis of accounting, expenses are recognized at the time they are incurred. The entitlement value of donated commodities used during the year is reported in the statement of revenues, expenditures and changes in fund balances as an expenditure with a like amount reported as intergovernmental revenue.

The measurement focus of governmental fund accounting is on decreases in net financial resources (expenditures) rather than expenses. Expenditures are generally recognized in the accounting period in which the related fund liability is incurred, if measurable. Allocations of cost, such as depreciation and amortization, are not recognized in governmental funds.

E. Budgets

All funds are legally required to be budgeted and appropriated. The major documents prepared are the tax budget, the appropriation resolution and the certificate of estimated resources, which are prepared on the budgetary basis of accounting. The tax budget demonstrates a need for existing or increased tax rates. The certificate of estimated resources establishes a limit on the amounts the Board of Education may appropriate. The appropriation resolution is the Board's authorization to spend resources and sets annual limits on expenditures plus encumbrances at a level of control selected by the Board. The legal level of budgetary control has been established by the Board of Education at the fund level for all funds. The treasurer has been given the authority to allocate Board appropriations to the function and object levels within each fund. Although the legal level of budgetary control was established at the fund level of expenditures, the District has elected to present the general fund budgetary statement comparison at the fund and function level.

The certificate of estimated resources may be amended during the year if projected increases or decreases in revenue are identified by the District Treasurer. The amounts reported as the original budgeted amounts in the budgetary statements reflect the amounts in the certificate of estimated resources when the original appropriations were adopted. The amounts reported as the final budgeted amounts in the budgetary statements reflect the amounts in the final certificate of estimated resources in effect when the final appropriations were passed.

The appropriation resolution is subject to amendment by the Board throughout the year with the restriction that appropriations may not exceed estimated revenues. The amounts reported as the original budgeted amounts reflect the first appropriation for that fund that covered the entire fiscal year, including amounts automatically carried over from prior years. The amounts reported as the final budgeted amounts in the budgetary statements reflect the final appropriations passed by the Board during the year.

F. Cash and Investments

To improve cash management, cash received by the District is pooled in a central bank account. Monies for all funds are maintained in this pool. Individual fund integrity is maintained through the District's records. Each fund's interest in the pool is presented as "equity in pooled cash and cash equivalents" on the basic financial statements.

During fiscal year 2022, investments were limited to the State Treasury Asset Reserve of Ohio (STAR Ohio), negotiable certificates of deposit (negotiable CDs), and U.S. Government money market mutual funds. Except for investments in STAR Ohio, the District measures investments at fair value which is based on quoted market prices.

**LOUDONVILLE-PERRYSVILLE EXEMPTED VILLAGE SCHOOL DISTRICT
ASHLAND COUNTY, OHIO**

**NOTES TO THE BASIC FINANCIAL STATEMENTS
FOR THE FISCAL YEAR ENDED JUNE 30, 2022**

NOTE 2 - SUMMARY OF SIGNIFICANT ACCOUNTING POLICIES - (Continued)

During fiscal year 2022, the District invested in STAR Ohio. STAR Ohio is an investment pool managed by the State Treasurer's Office which allows governments within the State to pool their funds for investment purposes. STAR Ohio is not registered with the SEC as an investment company, but has adopted Governmental Accounting Standards Board (GASB), Statement No. 79, "Certain External Investment Pools and Pool Participants." The District measures its investment in STAR Ohio at the net asset value (NAV) per share provided by STAR Ohio. The NAV per share is calculated on an amortized cost basis that provides a NAV per share that approximates fair value.

For fiscal year 2022, there were no limitations or restrictions on any participant withdrawals due to redemption notice periods, liquidity fees, or redemption gates. However, notice must be given 24 hours in advance of all deposits and withdrawals exceeding \$100 million. STAR Ohio reserves the right to limit the transaction to \$250 million, requiring the excess amount to be transacted the following business day(s), but only to the \$250 million limit. All accounts of the participant will be combined for these purposes.

Under existing Ohio statutes, all investment earnings are assigned to the general fund, unless statutorily required to be credited to a specific fund. Interest revenue credited to the general fund during fiscal year 2022 amounted to (\$25,271), which includes (\$7,247) assigned from other District funds.

For presentation on the basic financial statements, investments of the cash management pool and investments with original maturities of three months or less at the time they are purchased by the District are considered to be cash equivalents. Investments with an initial maturity of more than three months are reported as investments.

An analysis of the District's investment account at year end is provided in Note 4.

G. Inventory

On government-wide and fund financial statements, purchased inventories are presented at the lower of cost or market and donated commodities are presented at their entitlement value. Inventories are recorded on a first-in, first-out basis and are expensed when used. Inventories are accounted for using the consumption method.

Inventory consists of donated food and purchased food held for resale.

H. Capital Assets

General capital assets are those assets not specifically related to activities reported in the proprietary fund. These assets generally result from expenditures in the governmental funds. These assets are reported in the governmental activities column of the government-wide statement of net position, but are not reported in the fund financial statements.

All capital assets are capitalized at cost (or estimated historical cost) and updated for additions and retirements during the year. Donated capital assets are recorded at their acquisition values as of the date received. The District maintains a capitalization threshold of \$5,000. Improvements are capitalized; the costs of normal maintenance and repairs that do not add to the value of the asset or materially extend an asset's life are not. The District does not possess infrastructure.

**LOUDONVILLE-PERRYSVILLE EXEMPTED VILLAGE SCHOOL DISTRICT
ASHLAND COUNTY, OHIO**

NOTES TO THE BASIC FINANCIAL STATEMENTS
FOR THE FISCAL YEAR ENDED JUNE 30, 2022

NOTE 2 - SUMMARY OF SIGNIFICANT ACCOUNTING POLICIES - (Continued)

All reported capital assets except land are depreciated. Improvements are depreciated over the remaining useful lives of the related capital assets. Depreciation is computed using the straight-line method over the following useful lives:

<u>Description</u>	Governmental Activities <u>Estimated Lives</u>
Buildings and improvements	10 - 45 years
Furniture and equipment	10 years
Intangible leased assets	5 years
Vehicles	5 - 10 years

The District is reporting intangible right to use assets related to leased equipment. The intangible assets are being amortized in a systematic and rational manner of the shorter of the lease term or the useful life of the underlying asset.

I. Compensated Absences

Vacation benefits are accrued as a liability as the benefits are earned if the employees' rights to receive compensation are attributable to services already rendered and it is probable that the employer will compensate the employees for the benefits through paid time off or some other means.

Sick leave benefits are accrued as a liability using the termination method. An accrual for earned sick leave is made to the extent that it is probable that benefits will result in termination payments. The liability is an estimate based on the District's past experience of making termination payments.

The entire compensated absence liability is reported on the government-wide financial statements.

For governmental fund financial statements, the current portion of unpaid compensated absences is the amount expected to be paid using expendable available resources. These amounts are recorded in the account "compensated absences payable" in the fund from which the employees who have accumulated unpaid leave are paid. The noncurrent portion of the liability is not reported.

J. Accrued Liabilities and Long-Term Obligations

All payables, accrued liabilities, and long-term obligations are reported in the government-wide financial statements, and all payables, accrued liabilities and long-term obligations payable from the internal service fund are reported on the proprietary fund financial statements.

In general, governmental fund payables and accrued liabilities that, once incurred, are paid in a timely manner and in full from current financial resources are reported as obligations of the funds. However, claims and judgments and compensated absences that will be paid from governmental funds are reported as a liability in the fund financial statements only to the extent that they are due for payment during the current year. Loans and capital leases are recognized as a liability on the fund financial statements when due. Net pension/OPEB liability should be recognized in the governmental funds to the extent that benefit payments are due and payable and the pension/OPEB plan's fiduciary net position is not sufficient for payment of those benefits.

**LOUDONVILLE-PERRYSVILLE EXEMPTED VILLAGE SCHOOL DISTRICT
ASHLAND COUNTY, OHIO**

NOTES TO THE BASIC FINANCIAL STATEMENTS
FOR THE FISCAL YEAR ENDED JUNE 30, 2022

NOTE 2 - SUMMARY OF SIGNIFICANT ACCOUNTING POLICIES - (Continued)

K. Fund Balance

Fund balance is divided into five classifications based primarily on the extent to which the District is bound to observe constraints imposed upon the use of the resources in the governmental funds. The classifications are as follows:

Nonspendable - The nonspendable fund balance classification includes amounts that cannot be spent because they are not in spendable form or legally required to be maintained intact. The “not in spendable form” criterion includes items that are not expected to be converted to cash. It also includes the long-term amount of loans receivable.

Restricted - Fund balance is reported as restricted when constraints are placed on the use of resources that are either externally imposed by creditors (such as through debt covenants), grantors, contributors, or laws or regulations of other governments, or imposed by law through constitutional provisions or enabling legislation.

Committed - The committed fund balance classification includes amounts that can be used only for the specific purposes imposed by a formal action (resolution) of the District Board of Education (the highest level of decision-making authority). Those committed amounts cannot be used for any other purpose unless the District Board of Education removes or changes the specified use by taking the same type of action (resolution) it employed to previously commit those amounts. Committed fund balance also incorporates contractual obligations to the extent that existing resources in the fund have been specifically committed for use in satisfying those contractual requirements.

Assigned - Amounts in the assigned fund balance classification are intended to be used by the District for specific purposes but do not meet the criteria to be classified as restricted nor committed. In governmental funds other than the general fund, assigned fund balance represents the remaining amount that is not restricted or committed. In the general fund, assigned amounts represent intended uses established by policies of the District Board of Education, which includes giving the Treasurer the authority to constrain monies for intended purposes.

Unassigned - Unassigned fund balance is the residual classification for the general fund and includes all spendable amounts not contained in the other classifications. In other governmental funds, the unassigned classification is only used to report a deficit fund balance resulting from overspending for specific purposes for which amounts had been restricted, committed, or assigned.

The District applies restricted resources first when expenditures are incurred for purposes for which restricted and unrestricted (committed, assigned, and unassigned) fund balance is available. Similarly, within unrestricted fund balance, committed amounts are reduced first followed by assigned, and then unassigned amounts when expenditures are incurred for purposes for which amounts in any of the unrestricted fund balance classifications could be used.

L. Net Position

Net position represents the difference between assets and deferred outflows and liabilities and deferred inflows. The net position component “net investment in capital assets,” consists of capital assets, net of accumulated depreciation, reduced by the outstanding balances of any borrowing used for the acquisition, construction or improvement of those assets. Deferred outflows of resources and deferred inflows of resources that are attributable to the acquisition, construction or improvement of those assets or related debt also should be included in this component of net position. Net position is reported as restricted when there are limitations imposed on its use either through the enabling legislation adopted by the District or through external restrictions imposed by creditors, grantors or laws or regulations of other governments. The amount restricted for other purposes represents amounts restricted for scholarship and trust funds.

**LOUDONVILLE-PERRYSVILLE EXEMPTED VILLAGE SCHOOL DISTRICT
ASHLAND COUNTY, OHIO**

**NOTES TO THE BASIC FINANCIAL STATEMENTS
FOR THE FISCAL YEAR ENDED JUNE 30, 2022**

NOTE 2 - SUMMARY OF SIGNIFICANT ACCOUNTING POLICIES - (Continued)

The District applies restricted resources first when an expense is incurred for purposes for which both restricted and unrestricted net position is available.

M. Prepayments

Certain payments to vendors reflect the costs applicable to future accounting periods and are recorded as prepaid items in both government-wide and fund financial statements. These items are reported as assets on the balance sheet using the consumption method. A current asset for the prepaid amounts is recorded at the time of the purchase and the expenditure/expense is reported in the year in which services are consumed.

N. Estimates

The preparation of the basic financial statements in conformity with GAAP requires management to make estimates and assumptions that affect the amounts reported in the basic financial statements and accompanying notes. Actual results may differ from those estimates.

O. Interfund Activity

Exchange transactions between funds are reported as revenues in the seller funds and as expenditures/expenses in the purchaser funds. Flows of cash or goods from one fund to another without a requirement for repayment are reported as interfund transfers. Interfund transfers are reported as other financing sources/uses in governmental funds and after nonoperating revenues/expenses in proprietary fund. Repayments from funds responsible for particular expenditures/expenses to the funds that initially paid for them are not presented on the basic financial statements.

P. Pensions/Other Postemployment Benefits (OPEB)

For purposes of measuring the net pension/OPEB liability, net OPEB asset, deferred outflows of resources and deferred inflows of resources related pensions/OPEB, and pension/OPEB expense, information about the fiduciary net position of the pension/OPEB plans and additions to/deductions from their fiduciary net position have been determined on the same basis as they are reported by the pension/OPEB plan. For this purpose, benefit payments (including refunds of employee contributions) are recognized when due and payable in accordance with the benefit terms. The pension/OPEB plans report investments at fair value.

Q. Extraordinary and Special Items

Extraordinary items are transactions or events that are both unusual in nature and infrequent in occurrence. Special items are transactions or events that are within the control of the Board of Education and that are either unusual in nature or infrequent in occurrence. Neither type of transaction occurred during fiscal year 2022.

R. Interfund Balances

On fund financial statements, receivables and payables resulting from short-term interfund loans are classified as "interfund loans receivable/payable." Interfund loans that are used to cover negative cash balances are classified as "due to/from other funds". These amounts are eliminated in the governmental activities column on the statement of net position.

S. Fair Value Measurement

The District categorizes its fair value measurements within the fair value hierarchy established by generally accepted accounting principles. The hierarchy is based on the valuation inputs used to measure the fair value of the asset. Level 1 inputs are quoted prices in active markets for identical assets; Level 2 inputs are significant other observable inputs; Level 3 inputs are significant unobservable inputs.

**LOUDONVILLE-PERRYSVILLE EXEMPTED VILLAGE SCHOOL DISTRICT
ASHLAND COUNTY, OHIO**

NOTES TO THE BASIC FINANCIAL STATEMENTS
FOR THE FISCAL YEAR ENDED JUNE 30, 2022

NOTE 3 - ACCOUNTABILITY AND COMPLIANCE

A. Change in Accounting Principles

For fiscal year 2022, the District has implemented GASB Statement No. 87, "Leases", GASB Implementation Guide 2019-3, "Leases", GASB Statement No. 89, "Accounting for Interest Cost Incurred before the End of a Construction Period", GASB Implementation Guide 2020-1, "Implementation Guide Update - 2020", GASB Statement No. 92, "Omnibus 2020", GASB Statement No. 93, "Replacement of Interbank Offered Rates", GASB Statement No. 97, "Certain Component Unit Criteria, and Accounting and Financial Reporting for Internal Revenue Code Section 457 Deferred Compensation Plans—an amendment of GASB Statements No. 14 and No. 84, and a supersession of GASB Statement No. 32" and certain paragraphs of GASB Statement No. 99, "Omnibus 2022".

GASB Statement No. 87 and GASB Implementation Guide 2019-3 enhance the relevance and consistency of information of the government's leasing activities. It establishes requirements for lease accounting based on the principle that leases are financings of the right to use an underlying asset. A lessee is required to recognize a lease liability and an intangible right to use lease asset, and a lessor is required to recognize a lease receivable and a deferred inflow of resources.

GASB Statement No. 89 establishes accounting requirements for interest cost incurred before the end of a construction period. GASB Statement No. 89 requires that interest cost incurred before the end of a construction period be recognized as an expense in the period in which the cost is incurred for financial statements prepared using the economic resources measurement focus. GASB Statement No. 89 also reiterates that financial statements prepared using the current financial resources measurement focus, interest cost incurred before the end of a construction period should be recognized as an expenditure on a basis consistent with governmental fund accounting principles. The implementation of GASB Statement No. 89 did not have an effect on the financial statements of the District.

GASB Implementation Guide 2020-1 provides clarification on issues related to previously established GASB guidance. The implementation of GASB Implementation Guide 2020-1 did not have an effect on the financial statements of the District.

GASB Statement No. 92 enhances comparability in accounting and financial reporting and to improve the consistency of authoritative literature by addressing practice issues that have been identified during implementation and application of certain GASB Statements. The implementation of GASB Statement No. 92 did not have an effect on the financial statements of the District.

GASB Statement No. 93 establishes accounting and financial reporting requirements related to the replacement of Interbank Offered Rates (IBORs) in hedging derivative instruments and leases. It also identifies appropriate benchmark interest rates for hedging derivative instruments. The implementation of GASB Statement No. 93 did not have an effect on the financial statements of the District.

GASB Statement No. 97 is to (1) increase consistency and comparability related to the reporting of fiduciary component units in circumstances in which a potential component unit does not have a governing board and the primary government performs the duties that a governing board typically would perform; (2) mitigate costs associated with the reporting of certain defined contribution pension plans, defined contribution other postemployment benefit (OPEB) plans, and employee benefit plans other than pension plans or OPEB plans (other employee benefit plans) as fiduciary component units in fiduciary fund financial statements; and (3) enhance the relevance, consistency, and comparability of the accounting and financial reporting for Internal Revenue Code (IRC) Section 457 deferred compensation plans (Section 457 plans) that meet the definition of a pension plan and for benefits provided through those plans. The implementation of GASB Statement No. 97 did not have an effect on the financial statements of the District.

**LOUDONVILLE-PERRYSVILLE EXEMPTED VILLAGE SCHOOL DISTRICT
ASHLAND COUNTY, OHIO**

**NOTES TO THE BASIC FINANCIAL STATEMENTS
FOR THE FISCAL YEAR ENDED JUNE 30, 2022**

NOTE 3 - ACCOUNTABILITY AND COMPLIANCE - (Continued)

GASB Statement No. 99 to enhance comparability in accounting and financial reporting and to improve the consistency of authoritative literature by addressing (1) practice issues that have been identified during implementation and application of certain GASB Statements and (2) accounting and financial reporting for financial guarantees. The implementation of GASB Statement No. 99 did not have an effect on the financial statements of the District.

B. Deficit Fund Balances

Fund balances at June 30, 2022 included the following individual fund deficits:

<u>Nonmajor funds</u>	<u>Deficit</u>
Elementary and Secondary School Emergency	\$ 13,509
IDEA Part B	13,460
Title I	43
Improving teacher quality	9,761

The general fund is liable for any deficit in these funds and provides transfers when cash is required, not when accruals occur. The deficit fund balances resulted from adjustments for accrued liabilities.

NOTE 4 - DEPOSITS AND INVESTMENTS

State statutes classify monies held by the District into three categories.

Active deposits are public deposits necessary to meet current demands on the treasury. Such monies must be maintained either as cash in the District treasury, in commercial accounts payable or withdrawable on demand, including negotiable order of withdrawal (NOW) accounts, or in money market deposit accounts.

Inactive deposits are public deposits that the Board of Education has identified as not required for use within the current five-year period of designation of depositories. Inactive deposits must either be evidenced by certificates of deposit maturing not later than the end of the current period of designation of depositories, or by savings or deposit accounts including, but not limited to, passbook accounts.

Interim deposits are deposits of interim monies. Interim monies are those monies which are not needed for immediate use, but which will be needed before the end of the current period of designation of depositories.

Interim deposits must be evidenced by time certificates of deposit maturing not more than one year from the date of deposit or by savings or deposit accounts including passbook accounts.

Interim monies may be deposited or invested in the following securities:

1. United States Treasury Notes, Bills, Bonds, or any other obligation or security issued by the United States Treasury or any other obligation guaranteed as to principal and interest by the United States;
2. Bonds, notes, debentures, or any other obligations or securities issued by any federal government agency or instrumentality, including, but not limited to, the Federal National Mortgage Association, Federal Home Loan Bank, Federal Farm Credit Bank, Federal Home Loan Mortgage Corporation, and Government National Mortgage Association. All federal agency securities shall be direct issuances of federal government agencies or instrumentalities;

**LOUDONVILLE-PERRYSVILLE EXEMPTED VILLAGE SCHOOL DISTRICT
ASHLAND COUNTY, OHIO**

**NOTES TO THE BASIC FINANCIAL STATEMENTS
FOR THE FISCAL YEAR ENDED JUNE 30, 2022**

NOTE 4 - DEPOSITS AND INVESTMENTS - (Continued)

3. Written repurchase agreements in the securities listed above provided that the fair value of the securities subject to the repurchase agreement must exceed the principal value of the agreement by at least two percent and be marked to market daily, and that the term of the agreement must not exceed thirty days;
4. Bonds and other obligations of the State of Ohio; and with certain limitations including a requirement for maturity within ten years from the date of settlement, bonds and other obligations of political subdivisions of the State of Ohio, if training requirements have been met;
5. Time certificates of deposit or savings or deposit accounts including, but not limited to, passbook accounts;
6. No-load money market mutual funds consisting exclusively of obligations described in items (1) and (2) above and repurchase agreements secured by such obligations, provided that investments in securities described in this division are made only through eligible institutions;
7. The State Treasurer's investment pool, the State Treasury Asset Reserve of Ohio (STAR Ohio);
8. Certain bankers' acceptances for a period not to exceed one hundred eighty days) and commercial paper notes (for a period not to exceed two hundred seventy days) in an amount not to exceed 40 percent of the interim monies available for investment at any one time if training requirements have been met; and,

Protection of the deposits is provided by the Federal Deposit Insurance Corporation (FDIC), by eligible securities pledged by the financial institution as security for repayment, or by the financial institutions participation in the Ohio Pooled Collateral System (OPCS), a collateral pool of eligible securities deposited with a qualified trustee and pledged to the Treasurer of State to secure the repayment of all public monies deposited in the financial institution.

Investments in stripped principal or interest obligations, reverse repurchase agreements and derivatives are prohibited. The issuance of taxable notes for the purpose of arbitrage, the use of leverage and short selling are also prohibited. Except as noted above, an investment must mature within five years from the date of purchase unless matched to a specific obligation or debt of the District and must be purchased with the expectation that it will be held to maturity. Investments may only be made through specified dealers and institutions. Payment for investments may be made only upon delivery of the securities representing the investments to the Treasurer or, if the securities are not represented by a certificate, upon receipt of confirmation of transfer from the custodian.

A. Deposits with Financial Institutions

At June 30, 2022, the carrying amount of all District deposits was \$695,256 and the bank balance of all District deposits was \$789,572. Of the bank balance, \$250,000 was covered by the FDIC and \$539,572 was potentially exposed to custodial credit risk discussed below because those deposits were uninsured and could be uncollateralized.

Custodial credit risk is the risk that, in the event of bank failure, the District will not be able to recover deposits or collateral securities that are in the possession of an outside party. The District has no deposit policy for custodial credit risk beyond the requirements of State statute. Ohio law requires that deposits either be insured or protected by (1) eligible securities pledged to the District and deposited with a qualified trustee by the financial institution as security for repayment whose fair value at all times shall be at least 105 percent of the deposits being secured, or (2) participation in the Ohio Pooled Collateral System (OPCS), a collateral pool of eligible securities deposited with a qualified trustee and pledged to the Treasurer of State to secure the repayment of all public monies deposited in the financial institution. OPCS requires the total fair value of the securities pledged to be 102 percent of the deposits being secured or a rate set by the Treasurer of State. For 2022, the District's financial institution pledged eligible securities to the District whose fair value was 105 percent of the deposits being secured. Although all statutory requirements for the deposit of money had been followed, noncompliance with Federal requirements could potentially subject the District to a successful claim by the FDIC.

**LOUDONVILLE-PERRYSVILLE EXEMPTED VILLAGE SCHOOL DISTRICT
ASHLAND COUNTY, OHIO**

NOTES TO THE BASIC FINANCIAL STATEMENTS
FOR THE FISCAL YEAR ENDED JUNE 30, 2022

NOTE 4 - DEPOSITS AND INVESTMENTS - (Continued)

B. Investments

As of June 30, 2022, the District had the following investments and maturities:

Measurement/ Investment type	Measurement Amount	Investment Maturities				
		6 months or less	7 to 12 months	13 to 18 months	19 to 24 months	Greater than 24 months
<i>Fair Value:</i>						
Negotiable CDs	\$ 1,180,978	\$ -	\$ -	\$ 240,878	\$ 236,065	\$ 704,035
U.S. government money market mutual fund	444,010	444,010	-	-	-	-
<i>Amortized Cost:</i>						
STAR Ohio	<u>13,081,306</u>	<u>13,081,306</u>	<u>-</u>	<u>-</u>	<u>-</u>	<u>-</u>
Total	<u>\$ 14,706,294</u>	<u>\$ 13,525,316</u>	<u>\$ -</u>	<u>\$ 240,878</u>	<u>\$ 236,065</u>	<u>\$ 704,035</u>

The District's investments in U.S. Government money market mutual funds are valued using quoted market prices in active markets (Level 1 inputs). The District's investments in negotiable CDs are valued using quoted market prices that are not considered to be active, dealer quotations or alternative pricing sources for similar assets or liabilities for which all significant inputs are observable, either directly or indirectly (Level 2 inputs).

Interest Rate Risk: As a means of limiting its exposure to fair value losses arising from rising interest rates and according to State law, the District's investment policy limits investment portfolio maturities to five years or less.

Credit Risk: Standard & Poor's has assigned STAR Ohio and the U.S. government money market mutual fund an AAAM money market rating. Ohio law requires that STAR Ohio maintain the highest rating provided by at least one nationally recognized standard rating service. The negotiable CD's are not rated but are fully insured by the FDIC.

Custodial Credit Risk: For an investment, custodial credit risk is the risk that, in the event of the failure of the counterparty, the District will not be able to recover the value of its investments or collateral securities that are in the possession of an outside party. The District has no investment policy dealing with investment custodial risk beyond the requirement in State statute that prohibits payment for investments prior to the delivery of the securities representing such investments to the Treasurer or qualified trustee.

Concentration of Credit Risk: The District places no limit on the amount that may be invested in any one issuer. The following table includes the percentage of each investment type held by the District at June 30, 2022:

Measurement/ Investment type	Measurement Amount	% to Total
<i>Fair Value:</i>		
Negotiable CDs	\$ 1,180,978	8.03
U.S. government money market mutual fund	444,010	3.02
<i>Amortized Cost:</i>		
STAR Ohio	<u>13,081,306</u>	<u>88.95</u>
Total	<u>\$ 14,706,294</u>	<u>100.00</u>

**LOUDONVILLE-PERRYSVILLE EXEMPTED VILLAGE SCHOOL DISTRICT
ASHLAND COUNTY, OHIO**

NOTES TO THE BASIC FINANCIAL STATEMENTS
FOR THE FISCAL YEAR ENDED JUNE 30, 2022

NOTE 4 - DEPOSITS AND INVESTMENTS - (Continued)

C. Reconciliation of Cash and Investments to the Statement of Net Position

The following is a reconciliation of cash and investments as reported in the note above to cash and investments as reported on the statement of net position as of June 30, 2022:

<u>Cash and investments per note</u>		
Carrying amount of deposits	\$	695,256
Investments		<u>14,706,294</u>
Total		<u>\$ 15,401,550</u>
 <u>Cash and investments per statement of net position</u>		
Governmental activities	\$	<u>15,401,550</u>
Total		<u>\$ 15,401,550</u>

NOTE 5 - INTERFUND TRANSACTIONS

The District had the following amounts report as “due to/from other funds” and interfund loan payable/receivable on the financial statements:

<u>Interfund loan receivable</u>	<u>Interfund loan payable</u>	<u>Amount</u>
General fund	Nonmajor governmental fund	\$ 58,471
<u>Balance due from other funds</u>	<u>Balances due to other fund</u>	<u>Amount</u>
General fund	Nonmajor governmental funds	\$ 6,181

The primary purpose of the interfund balances is to cover negative cash balances in specific funds where revenues were not received by June 30. This interfund balances will be repaid once the anticipated revenues are received. The interfund balances are expected to be repaid within one year. Amounts due to/from other funds between governmental funds are eliminated on the government-wide financial statements.

Interfund balances between governmental funds are eliminated on the government-wide financial statements; therefore, no internal balances at June 30, 2022 are reported on the statement of net position.

NOTE 6 - PROPERTY TAXES

Property taxes are levied and assessed on a calendar year basis while the District fiscal year runs from July through June. First half tax collections are received by the District in the second half of the fiscal year. Second half tax distributions occur in the first half of the following fiscal year.

Property taxes include amounts levied against all real property and public utility property. Real property tax revenues received in calendar year 2022 represent the collection of calendar year 2021 taxes. Real property taxes received in calendar year 2022 were levied after April 1, 2021, on the assessed values as of January 1, 2021, the lien date. Assessed values for real property taxes are established by State statute at 35 percent of appraised fair value. Real property taxes are payable annually or semiannually. If paid annually, payment is due December 31; if paid semiannually, the first payment is due December 31, with the remainder payable by June 20. Under certain circumstances, State statute permits alternate payment dates to be established. Public utility property tax revenues received in calendar year 2022 represent the collection of calendar year 2021 taxes. Public utility real and personal property taxes received in calendar year 2022 became a lien on December 31, 2020, were levied after April 1, 2021, and are collected with real property taxes. Public utility real property is assessed at 35 percent of true value; public utility tangible personal property is currently assessed at varying percentages of true value.

**LOUDONVILLE-PERRYSVILLE EXEMPTED VILLAGE SCHOOL DISTRICT
ASHLAND COUNTY, OHIO**

NOTES TO THE BASIC FINANCIAL STATEMENTS
FOR THE FISCAL YEAR ENDED JUNE 30, 2022

NOTE 6 - PROPERTY TAXES - (Continued)

The District receives property taxes from Ashland, Holmes, Knox and Richland Counties. The County Auditors periodically advances to the District its portion of the taxes collected. Second-half real property tax payments collected by the County by June 30, 2022, are available to finance fiscal year 2022 operations. The amount available as an advance at June 30, 2022 was \$1,943,900 in the general fund and \$89,809 in the permanent improvement fund (a non-major governmental fund). This amount is recorded as revenue. The amount available for advance at June 30, 2021 was \$1,484,336 in the general fund and \$70,631 in the permanent improvement fund (a non-major governmental fund). The amount of second-half real property taxes available for advance at fiscal year-end can vary based on the date the tax bills are sent.

Accrued property taxes receivable includes real property, public utility property and delinquent tangible personal property taxes which are measurable as of June 30, 2022 and for which there is an enforceable legal claim. Although total property tax collections for the next fiscal year are measurable, only the amount of real property taxes available as an advance at June 30 was levied to finance current fiscal year operations and is reported as revenue at fiscal year-end. The portion of the receivable not levied to finance current fiscal year operations is offset by a credit to deferred inflows.

On the accrual basis of accounting, collectible delinquent property taxes have been recorded as a receivable and revenue, while on a modified accrual basis of accounting the revenue has been reported as a deferred inflow.

The assessed values upon which the fiscal year 2022 taxes were collected are:

	2021 Second Half Collections		2022 First Half Collections	
	<u>Amount</u>	<u>Percent</u>	<u>Amount</u>	<u>Percent</u>
Agricultural/residential and other real estate	\$ 173,385,080	85.00	\$ 175,214,180	84.06
Public utility personal	<u>30,587,710</u>	<u>15.00</u>	<u>33,223,970</u>	<u>15.94</u>
Total	<u>\$ 203,972,790</u>	<u>100.00</u>	<u>\$ 208,438,150</u>	<u>100.00</u>
Tax rate per \$1,000 of assessed valuation	\$39.15		\$39.10	

NOTE 7 - INCOME TAXES

The District levies a voted tax of 1.25 percent for general operations on the income of residents and of estates. Employers of residents are required to withhold income tax on compensation and remit the tax to the State. Taxpayers are required to file an annual return. The State makes quarterly distributions to the District after withholding amounts for administrative fees and estimated refunds. During fiscal year 2022, \$2,419,404 of income tax revenue was credited to the general fund.

NOTE 8 - RECEIVABLES

Receivables at June 30, 2022 consisted of taxes, intergovernmental grants and entitlements, and accrued interest. All receivables are considered collectible in full due to the ability to foreclose for the nonpayment of taxes, the stable condition of State programs and the current year guarantee of federal funds. Receivables have been disaggregated on the face of the basic financial statements. All receivables are expected to be collected within the subsequent year.

A summary of receivables reported on the statement of net position follows:

Governmental activities:	
Property taxes	\$ 6,066,035
Income taxes	1,057,558
Intergovernmental	202,428
Accrued interest	<u>2,356</u>
Total	<u>\$ 7,328,377</u>

**LOUDONVILLE-PERRYSVILLE EXEMPTED VILLAGE SCHOOL DISTRICT
ASHLAND COUNTY, OHIO**

NOTES TO THE BASIC FINANCIAL STATEMENTS
FOR THE FISCAL YEAR ENDED JUNE 30, 2022

NOTE 9 - CAPITAL ASSETS

The balances of the buildings and improvements, furniture and equipment, vehicles, and leases asset classes have been restated at June 30, 2022 because certain assets have been reclassified to better reflect their use. The total balance of capital assets at June 30, 2022 was unchanged due to this restatement. During fiscal year 2022 the District increased its threshold to \$5,000 and disposed of all assets under this threshold. Capital asset activity for the fiscal year ended June 30, 2022, was as follows:

	<u>Balance</u> <u>June 30, 2021</u>	<u>Additions</u>	<u>Deductions</u>	<u>Balance</u> <u>June 30, 2022</u>
Governmental activities:				
<i>Capital assets, not being depreciated/amortized:</i>				
Land	\$ 78,472	\$ -	\$ (10,338)	\$ 68,134
Total capital assets, not being depreciated/amortized	<u>78,472</u>	<u>-</u>	<u>(10,338)</u>	<u>68,134</u>
<i>Capital assets, being depreciated/amortized:</i>				
Buildings and improvements	7,967,743	331,986	(166,579)	8,133,150
Furniture and equipment	2,186,779	117,762	(1,357,651)	946,890
Vehicles	1,390,907	169,390	(143,802)	1,416,495
Intangible right to use:				
Lease	<u>75,286</u>	<u>-</u>	<u>-</u>	<u>75,286</u>
Total capital assets, being depreciated/amortized	<u>11,620,715</u>	<u>619,138</u>	<u>(1,668,032)</u>	<u>10,571,821</u>
<i>Less: accumulated depreciation/amortization:</i>				
Buildings and improvements	(5,616,418)	(225,617)	120,098	(5,721,937)
Furniture and equipment	(1,657,024)	(53,477)	1,123,156	(587,345)
Vehicles	(881,687)	(89,357)	99,518	(871,526)
Intangible right to use:				
Lease	<u>(22,586)</u>	<u>(15,057)</u>	<u>-</u>	<u>(37,643)</u>
Total accumulated depreciation/amortization	<u>(8,177,715)</u>	<u>(383,508)</u>	<u>1,342,772</u>	<u>(7,218,451)</u>
Governmental activities capital assets, net	<u>\$ 3,521,472</u>	<u>\$ 235,630</u>	<u>\$ (335,598)</u>	<u>\$ 3,421,504</u>

Depreciation/amortization expense was charged to governmental functions as follows:

<u>Instruction:</u>	
Regular	\$ 32,810
<u>Support services:</u>	
Administration	519
Operations and maintenance	244,074
Pupil transportation	90,155
Extracurricular activities	12,151
Food service operations	<u>3,799</u>
Total depreciation expense	<u>\$ 383,508</u>

**LOUDONVILLE-PERRYSVILLE EXEMPTED VILLAGE SCHOOL DISTRICT
ASHLAND COUNTY, OHIO**

NOTES TO THE BASIC FINANCIAL STATEMENTS
FOR THE FISCAL YEAR ENDED JUNE 30, 2022

NOTE 10 - LONG-TERM OBLIGATIONS

A. During the fiscal year 2022, the following changes occurred in governmental activities long-term obligations.

	Balance Outstanding <u>June 30, 2021</u>	Additions	Reductions	Balance Outstanding <u>June 30, 2022</u>	Amounts Due in <u>One Year</u>
OASBO pool loan	\$ 288,060	\$ -	\$ (97,000)	\$ 191,060	\$ 101,000
Leases payable	49,298	-	(14,923)	34,375	15,687
Net pension liability	14,368,147	-	(6,906,733)	7,461,414	-
Net OPEB liability	1,108,603	-	(163,088)	945,515	-
Compensated absences	<u>826,779</u>	<u>137,176</u>	<u>(97,916)</u>	<u>866,039</u>	<u>71,679</u>
Total governmental activities	<u>\$ 16,640,887</u>	<u>\$ 137,176</u>	<u>\$ (7,279,660)</u>	<u>\$ 9,498,403</u>	<u>\$ 188,366</u>

OASBO pool loan – In October 2008, the Board of Education authorized the District to issue a loan through the OASBO Expanded Asset Pooled Financing Program for an amount not to exceed \$1,201,000. This financing has been used to pay for the District’s HB264 program which includes stadium lighting, boiler replacement, building automation systems and lighting upgrades. In November 2008, the contract for the project was awarded to H.E.A.T. Total Facility Solutions, Inc. of Worthington, Ohio in the sum not to exceed \$1,023,000. The loan is scheduled to run through December 1, 2023 and has an interest rate of 4.30%. The loan liability is reflected in the fund which received the proceeds. The loan will be repaid from the general fund. As of June 30, 2022, only \$1,186,060 of the available amount has been received. The District may request additional funding based on project needs. The current schedule does not tie to the balance outstanding due to unrequested funds in the amount of \$14,940.

Fiscal Year Ended	OASBO Pool Loan		
	Principal	Interest	Total
2023	101,000	7,231	108,231
2024	<u>105,000</u>	<u>2,441</u>	<u>107,441</u>
Total	<u>\$ 206,000</u>	<u>\$ 9,672</u>	<u>\$ 215,672</u>

The District has entered into lease agreements for the use of right to use equipment. The lease payments will be paid from the general fund and the Mohican Youth Academy special revenue fund, a nonmajor governmental fund. Capital assets consisting of furniture and equipment has been recorded in the amount of \$75,286. A corresponding liability is recorded on the statement of net position. Accumulated depreciation as of June 30, 2022 was \$37,643, leaving a current book value of \$37,643.

Fiscal Year Year Ended	Lease payable		
	Principal	Interest	Total
2023	\$ 15,687	\$ 1,362	\$ 17,049
2024	16,489	560	17,049
2025	<u>2,199</u>	<u>1,401</u>	<u>3,600</u>
Total	<u>\$ 34,375</u>	<u>\$ 3,323</u>	<u>\$ 37,698</u>

Net pension liability - See Note 12 for details. The District pays obligations related to employee compensation from the fund benefitting from their service.

Net OPEB liability/asset - See Note 13 for details. The District pays obligations related to employee compensation from the fund benefitting from their service.

**LOUDONVILLE-PERRYSVILLE EXEMPTED VILLAGE SCHOOL DISTRICT
ASHLAND COUNTY, OHIO**

**NOTES TO THE BASIC FINANCIAL STATEMENTS
FOR THE FISCAL YEAR ENDED JUNE 30, 2022**

NOTE 10 - LONG-TERM OBLIGATIONS - (Continued)

Compensated absences - Compensated absences will be paid from the fund which the employee's salaries are paid which, for the District is primarily the general fund, and the following nonmajor governmental funds: IDEA Part B grants, Title I, the food service fund and the Mohican Youth Academy fund.

B. Legal Debt Margin

The Ohio Revised Code provides that voted net general obligation debt of the District shall never exceed 9% of the total assessed valuation of the District. The code further provides that unvoted indebtedness shall not exceed 1/10 of 1% of the property valuation of the District. The code additionally states that unvoted indebtedness related to energy conservation debt shall not exceed 9/10 of 1% of the property valuation of the District. The assessed valuation used in determining the District's legal debt margin has been modified by House Bill 530 which became effective March 30, 2006. In accordance with House Bill 530, the assessed valuation used in the District's legal debt margin calculation excluded tangible personal property used in business, telephone or telegraph property, interexchange telecommunications company property, and personal property owned or leased by a railroad company and used in railroad operations. The effects of these debt limitations at June 30, 2022, are a voted debt margin of \$18,759,434 and an unvoted debt margin of \$208,438.

NOTE 11 - RISK MANAGEMENT

A. Comprehensive

The District is exposed to various risks of loss related to torts, theft of, damage to, and destruction of assets, errors and omissions, injuries to employees and natural disasters. Effective August 2006, the District joined the Schools of Ohio Risk Sharing Authority (SORSA) to insure for risks of loss. The District has a comprehensive property and casualty policy; limit is \$39,969,669 aggregate. There is no deductible for any incidents on property and equipment. The District's vehicle insurance policy limit is \$15,000,000 liability/property and \$10,000 medical with no collision deductible. All Board members, administrators and employees are covered under a District liability policy. The limits of this coverage are \$15,000,000 per occurrence and \$15,000,000 per aggregate. Settlements have not exceeded coverage in any of the last three years. There has not been a significant reduction in coverage from the prior year.

B. Fidelity Bond

The Treasurer has a \$75,000 position bond. All other school employees who are responsible for handling funds are covered by a \$100,000 fidelity bond.

C. Workers' Compensation

The District pays the State Workers' Compensation System a premium based on a rate per \$100 of salaries. The District is a member of the Ohio School Compensation Group Retrospective Rating Program. This rate is calculated based on accident history and administrative costs. The group presently consists of over 100 school districts.

**LOUDONVILLE-PERRYSVILLE EXEMPTED VILLAGE SCHOOL DISTRICT
ASHLAND COUNTY, OHIO**

NOTES TO THE BASIC FINANCIAL STATEMENTS
FOR THE FISCAL YEAR ENDED JUNE 30, 2022

NOTE 11- RISK MANAGEMENT - (Continued)

D. Employee Health Insurance

The District is self insured for its medical/surgical, dental and vision insurance programs, providing our classified staff with one medical plan and our certified staff one medical plan. Premiums are paid into the self-insurance fund and are available to pay claims and administrative costs. A stop-loss insurance contract with a private insurance carrier covers specific liability claims in excess of \$75,000. Aggregate stop-loss claims are covered based on the aggregate stop-loss factor, times total plan population, times twelve months. The Board’s share of the monthly premium follows:

	Single	Family
Certified Plan	\$ 1,041.45	\$ 2,522.87
Classified Plan	926.53	2,224.08

The claims liability of \$188,698 reported in the internal service fund at June 30, 2022 is based on an estimate provided by the third party administrator and the requirements of GASB Statement No. 10, “Accounting and Financial Reporting for Risk Financing and Related Insurance Issues”, as amended by GASB Statement No. 30, “Risk Financing Omnibus”, which requires that a liability for unpaid claim costs, including estimates of costs relating to incurred, but not reported claims, be accrued at the estimated ultimate cost of settling the claims. Changes in claims activity for the past two fiscal years are as follows:

Fiscal Year	Balance at Beginning of Year	Current Year Claims	Claim Payments	Balance at End of Year
2022	\$ 406,032	\$ 1,577,203	\$ (1,794,537)	\$ 188,698
2021	378,264	2,039,831	(2,012,063)	406,032

NOTE 12 - DEFINED BENEFIT PENSION PLANS

The Statewide retirement systems provide both pension benefits and other postemployment benefits (OPEB).

Net Pension Liability/Net OPEB Liability/Asset

The net pension liability/asset and the net OPEB liability/asset reported on the statement of net position represents a liability or asset to employees for pensions and OPEB, respectively.

Pensions and OPEB are a component of exchange transactions—between an employer and its employees—of salaries and benefits for employee services. Pensions/OPEB are provided to an employee—on a deferred-payment basis—as part of the total compensation package offered by an employer for employee services each financial period. The obligation to sacrifice resources for pensions is a present obligation because it was created as a result of employment exchanges that already have occurred.

The net pension/OPEB liability (asset) represent the District’s proportionate share of each pension/OPEB plan’s collective actuarial present value of projected benefit payments attributable to past periods of service, net of each pension/OPEB plan’s fiduciary net position. The net pension/OPEB liability (asset) calculation is dependent on critical long-term variables, including estimated average life expectancies, earnings on investments, cost of living adjustments and others. While these estimates use the best information available, unknowable future events require adjusting these estimates annually.

The Ohio Revised Code limits the District’s obligation for this liability to annually required payments. The District cannot control benefit terms or the manner in which pensions/OPEB are financed; however, the District does receive the benefit of employees’ services in exchange for compensation including pension and OPEB.

**LOUDONVILLE-PERRYSVILLE EXEMPTED VILLAGE SCHOOL DISTRICT
ASHLAND COUNTY, OHIO**

NOTES TO THE BASIC FINANCIAL STATEMENTS
FOR THE FISCAL YEAR ENDED JUNE 30, 2022

NOTE 12 - DEFINED BENEFIT PENSION PLANS - (Continued)

GASB 68/75 assumes the liability is solely the obligation of the employer, because (1) they benefit from employee services; and (2) State statute requires funding to come from these employers. All pension contributions to date have come solely from these employers (which also includes pension costs paid in the form of withholdings from employees). The retirement systems may allocate a portion of the employer contributions to provide for these OPEB benefits. In addition, health care plan enrollees pay a portion of the health care costs in the form of a monthly premium. State statute requires the retirement systems to amortize unfunded pension liabilities within 30 years. If the pension amortization period exceeds 30 years, each retirement system’s board must propose corrective action to the State legislature. Any resulting legislative change to benefits or funding could significantly affect the net pension/OPEB liability (asset). Resulting adjustments to the net pension/OPEB liability (asset) would be effective when the changes are legally enforceable. The Ohio Revised Code permits, but does not require, the retirement systems to provide healthcare to eligible benefit recipients.

The remainder of this note includes the required pension disclosures. See Note 13 for the required OPEB disclosures.

The proportionate share of each plan’s unfunded benefits is presented as a long-term *net pension/OPEB liability (asset)* on the accrual basis of accounting. Any liability for the contractually required pension contribution outstanding at the end of the year is included in pension and postemployment benefits payable on both the accrual and modified accrual bases of accounting.

Plan Description - School Employees Retirement System (SERS)

Plan Description - The District non-teaching employees participate in SERS, a cost-sharing multiple-employer defined benefit pension plan administered by SERS. SERS provides retirement, disability and survivor benefits, annual cost-of-living adjustments, and death benefits to plan members and beneficiaries. Authority to establish and amend benefits is provided by Ohio Revised Code Chapter 3309. SERS issues a publicly available, stand-alone financial report that includes financial statements, required supplementary information and detailed information about SERS’ fiduciary net position. That report can be obtained by visiting the SERS website at www.ohsers.org under Employers/Audit Resources.

Age and service requirements for retirement are as follows:

	Eligible to Retire on or before August 1, 2017 *	Eligible to Retire after August 1, 2017
Full benefits	Any age with 30 years of service credit	Age 67 with 10 years of service credit; or Age 57 with 30 years of service credit
Actuarially reduced benefits	Age 60 with 5 years of service credit; or Age 55 with 25 years of service credit	Age 62 with 10 years of service credit; or Age 60 with 25 years of service credit

* Members with 25 years of service credit as of August 1, 2017 will be included in this plan.

Annual retirement benefits are calculated based on final average salary multiplied by a percentage that varies based on years of service; 2.2% for the first thirty years of service and 2.5% for years of service credit over 30. Final average salary is the average of the highest three years of salary.

**LOUDONVILLE-PERRYSVILLE EXEMPTED VILLAGE SCHOOL DISTRICT
ASHLAND COUNTY, OHIO**

NOTES TO THE BASIC FINANCIAL STATEMENTS
FOR THE FISCAL YEAR ENDED JUNE 30, 2022

NOTE 12 - DEFINED BENEFIT PENSION PLANS - (Continued)

An individual whose benefit effective date is before April 1, 2018, is eligible for a cost-of-living adjustment (COLA) on the first anniversary date of the benefit. Beginning April 1, 2018, new benefit recipients must wait until the fourth anniversary of their benefit for COLA eligibility. The COLA is added each year to the base benefit amount on the anniversary date of the benefit. A three-year COLA suspension was in effect for all benefit recipients for the years 2018, 2019, and 2020. Upon resumption of the COLA, it will be indexed to the percentage increase in the CPI-W, not to exceed 2.5% and with a floor of 0%. In 2021, the Board of Trustees approved a 2.5% cost-of-living adjustment (COLA) for eligible retirees and beneficiaries in 2022.

Funding Policy - Plan members are required to contribute 10.00% of their annual covered salary and the District is required to contribute 14.00% of annual covered payroll. The contribution requirements of plan members and employers are established and may be amended by the SERS' Retirement Board up to statutory maximum amounts of 10.00% for plan members and 14.00% for employers. The Retirement Board, acting with the advice of the actuary, allocates the employer contribution rate among four of the System's funds (Pension Trust Fund, Death Benefit Fund, Medicare B Fund, and Health Care Fund). For the fiscal year ended June 30, 2022, the allocation to pension, death benefits, and Medicare B was 14.00%. For fiscal year 2022, the Retirement Board did not allocate any employer contribution to the Health Care Fund.

The District's contractually required contribution to SERS was \$250,404 for fiscal year 2022. Of this amount, \$22,793 is reported as pension and postemployment benefits payable.

Plan Description - State Teachers Retirement System (STRS)

Plan Description - Licensed teachers participate in STRS, a cost-sharing multiple-employer public employee retirement system administered by STRS. STRS provides retirement and disability benefits to members and death and survivor benefits to beneficiaries. STRS issues a stand-alone financial report that includes financial statements, required supplementary information and detailed information about STRS' fiduciary net position. That report can be obtained by writing to STRS, 275 E. Broad St., Columbus, OH 43215-3771, by calling (888) 227-7877, or by visiting the STRS website at www.strsoh.org.

New members have a choice of three retirement plans: a Defined Benefit (DB) Plan, a Defined Contribution (DC) Plan and a Combined (CO) Plan. Benefits are established by Ohio Revised Code Chapter 3307.

The DB plan offers an annual retirement allowance based on final average salary multiplied by a percentage that varies based on years of service. Effective August 1, 2015, the calculation is 2.20% of final average salary for the five highest years of earnings multiplied by all years of service. In April 2017, the Retirement Board made the decision to reduce COLA granted on or after July 1, 2017, to 0% to preserve the fiscal integrity of the retirement system. Benefit recipients' base benefit and past cost-of living increases are not affected by this change. Eligibility changes will be phased in until August 1, 2026, when retirement eligibility for unreduced benefits will be five year of service credit and age 65, or 35 years of service credit and at least age 60.

Eligibility changes for DB Plan members who retire with actuarially reduced benefits will be phased in until August 1, 2026, when retirement eligibility will be five years of qualifying service credit and age 60, or 30 years of service credit at any age.

The DC Plan allows members to place all of their member contributions and 9.53% of the 14% employer contributions into an investment account. Investment allocation decisions are determined by the member. The remaining 4.47% of the 14% employer rate is allocated to the defined benefit unfunded liability. A member is eligible to receive a retirement benefit at age 50 and termination of employment. The member may elect to receive a lifetime monthly annuity or a lump sum withdrawal.

**LOUDONVILLE-PERRYSVILLE EXEMPTED VILLAGE SCHOOL DISTRICT
ASHLAND COUNTY, OHIO**

NOTES TO THE BASIC FINANCIAL STATEMENTS
FOR THE FISCAL YEAR ENDED JUNE 30, 2022

NOTE 12 - DEFINED BENEFIT PENSION PLANS - (Continued)

The Combined Plan offers features of both the DB Plan and the DC Plan. In the Combined Plan, 12% of the 14% member rate goes to the DC Plan and the remaining 2% is applied to the DB Plan. Member contributions to the DC Plan are allocated among investment choices by the member, and contributions to the DB Plan from the employer and the member are used to fund the defined benefit payment at a reduced level from the regular DB Plan. The defined benefit portion of the Combined Plan payment is payable to a member on or after age 60 with five years of service. The defined contribution portion of the account may be taken as a lump sum payment or converted to a lifetime monthly annuity after termination of employment at age 50 and after termination of employment.

New members who choose the DC Plan or Combined Plan will have another opportunity to reselect a permanent plan during their fifth year of membership. Members may remain in the same plan or transfer to another STRS plan. The optional annuitization of a member's defined contribution account or the defined contribution portion of a member's Combined Plan account to a lifetime benefit results in STRS bearing the risk of investment gain or loss on the account. STRS has therefore included all three plan options as one defined benefit plan for GASB 68 reporting purposes.

A DB or Combined Plan member with five or more years of credited service who is determined to be disabled may qualify for a disability benefit. New members must have at least ten years of qualifying service credit that apply for disability benefits. Members in the DC Plan who become disabled are entitled only to their account balance. Eligible survivors of members who die before service retirement may qualify for monthly benefits. If a member of the DC Plan dies before retirement benefits begin, the member's designated beneficiary is entitled to receive the member's account balance.

Funding Policy - Employer and member contribution rates are established by the State Teachers Retirement Board and limited by Chapter 3307 of the Ohio Revised Code. The fiscal year 2022 employer and employee contribution rate of 14% was equal to the statutory maximum rates. For fiscal year 2022, the full employer contribution was allocated to pension.

The District's contractually required contribution to STRS was \$730,774 for fiscal year 2022. Of this amount, \$117,072 is reported as pension and postemployment benefits payable.

Pension Liabilities, Pension Expense, and Deferred Outflows of Resources and Deferred Inflows of Resources Related to Pensions

The net pension liability was measured as of June 30, 2021, and the total pension liability used to calculate the net pension liability was determined by an actuarial valuation as of that date. The District's proportion of the net pension liability was based on the District's share of contributions to the pension plan relative to the projected contributions of all participating entities.

Following is information related to the proportionate share and pension expense:

	SERS	STRS	Total
Proportion of the net pension liability prior measurement date	0.04894300%	0.04600244%	
Proportion of the net pension liability current measurement date	<u>0.04837160%</u>	<u>0.04439768%</u>	
Change in proportionate share	<u>-0.00057140%</u>	<u>-0.00160477%</u>	
Proportionate share of the net pension liability	\$ 1,784,772	\$ 5,676,642	\$ 7,461,414
Pension expense	\$ (186,161)	\$ (278,741)	\$ (464,902)

**LOUDONVILLE-PERRYSVILLE EXEMPTED VILLAGE SCHOOL DISTRICT
ASHLAND COUNTY, OHIO**

NOTES TO THE BASIC FINANCIAL STATEMENTS
FOR THE FISCAL YEAR ENDED JUNE 30, 2022

NOTE 12 - DEFINED BENEFIT PENSION PLANS - (Continued)

At June 30, 2022, the District reported deferred outflows of resources and deferred inflows of resources related to pensions from the following sources:

	<u>SERS</u>	<u>STRS</u>	<u>Total</u>
Deferred outflows of resources			
Differences between expected and actual experience	\$ 172	\$ 175,380	\$ 175,552
Changes of assumptions	37,583	1,574,803	1,612,386
Contributions subsequent to the measurement date	<u>250,404</u>	<u>730,774</u>	<u>981,178</u>
Total deferred outflows of resources	<u>\$ 288,159</u>	<u>\$ 2,480,957</u>	<u>\$ 2,769,116</u>
	<u>SERS</u>	<u>STRS</u>	<u>Total</u>
Deferred inflows of resources			
Differences between expected and actual experience	\$ 46,286	\$ 35,582	\$ 81,868
Net difference between projected and actual earnings on pension plan investments	919,212	4,892,176	5,811,388
Difference between employer contributions and proportionate share of contributions/ change in proportionate share	<u>68,248</u>	<u>653,378</u>	<u>721,626</u>
Total deferred inflows of resources	<u>\$ 1,033,746</u>	<u>\$ 5,581,136</u>	<u>\$ 6,614,882</u>

\$981,178 reported as deferred outflows of resources related to pension resulting from District contributions subsequent to the measurement date will be recognized as a reduction of the net pension liability in the fiscal year ending June 30, 2023.

Other amounts reported as deferred outflows of resources and deferred inflows of resources related to pension will be recognized in pension expense as follows:

	<u>SERS</u>	<u>STRS</u>	<u>Total</u>
Fiscal Year Ending June 30:			
2023	\$ (284,174)	\$ (1,051,140)	\$ (1,335,314)
2024	(211,120)	(895,801)	(1,106,921)
2025	(218,557)	(841,743)	(1,060,300)
2026	<u>(282,140)</u>	<u>(1,042,269)</u>	<u>(1,324,409)</u>
Total	<u>\$ (995,991)</u>	<u>\$ (3,830,953)</u>	<u>\$ (4,826,944)</u>

Actuarial Assumptions - SERS

SERS' total pension liability was determined by their actuaries in accordance with GASB Statement No. 67, as part of their annual actuarial valuation for each defined benefit retirement plan. Actuarial valuations of an ongoing plan involve estimates of the value of reported amounts (e.g., salaries, credited service) and assumptions about the probability of occurrence of events far into the future (e.g., mortality, disabilities, retirements, employment termination). Actuarially determined amounts are subject to continual review and potential modifications, as actual results are compared with past expectations and new estimates are made about the future.

**LOUDONVILLE-PERRYSVILLE EXEMPTED VILLAGE SCHOOL DISTRICT
ASHLAND COUNTY, OHIO**

NOTES TO THE BASIC FINANCIAL STATEMENTS
FOR THE FISCAL YEAR ENDED JUNE 30, 2022

NOTE 12 - DEFINED BENEFIT PENSION PLANS - (Continued)

Projections of benefits for financial reporting purposes are based on the substantive plan (the plan as understood by the employers and plan members) and include the types of benefits provided at the time of each valuation and the historical pattern of sharing benefit costs between the employers and plan members to that point. The projection of benefits for financial reporting purposes does not explicitly incorporate the potential effects of legal or contractual funding limitations.

Actuarial calculations reflect a long-term perspective. For a newly hired employee, actuarial calculations will take into account the employee's entire career with the employer and also take into consideration the benefits, if any, paid to the employee after termination of employment until the death of the employee and any applicable contingent annuitant. In many cases actuarial calculations reflect several decades of service with the employer and the payment of benefits after termination.

Key methods and assumptions used in calculating the total pension liability in the latest actuarial valuation, prepared as of June 30, 2021, are presented below:

Wage inflation:	
Current measurement date	2.40%
Prior measurement date	3.00%
Future salary increases, including inflation:	
Current measurement date	3.25% to 13.58%
Prior measurement date	3.50% to 18.20%
COLA or ad hoc COLA:	
Current measurement date	2.00%
Prior measurement date	2.50%
Investment rate of return:	
Current measurement date	7.00% net of system expenses
Prior measurement date	7.50% net of system expenses
Discount rate:	
Current measurement date	7.00%
Prior measurement date	7.50%
Actuarial cost method	Entry age normal (level percent of payroll)

In 2021, Mortality rates were based on the PUB-2010 General Employee Amount Weight Below Median Healthy Retiree mortality table projected to 2017 with ages set forward 1 year and adjusted 94.20% for males and set forward 2 years and adjusted 81.35% for females. Mortality among disabled members were based upon the PUB-2010 General Disabled Retiree mortality table projected to 2017 with ages set forward 5 years and adjusted 103.3% for males and set forward 3 years and adjusted 106.8% for females. Future improvement in mortality rates is reflected by applying the MP-2020 projection scale generationally.

In the prior measurement date, the mortality rates were based on the RP-2014 Blue Collar Mortality Table with fully generational projection and a five-year age set-back for both males and females. Mortality among service retired members, and beneficiaries were based upon the RP-2014 Blue Collar Mortality Table with fully generational projection with Scale BB, 120% of male rates, and 110% of female rates. Mortality among disabled members was based upon the RP-2000 Disabled Mortality Table, 90% for male rates and 100% for female rates, set back five years is used for the period after disability retirement.

The most recent experience study was completed for the five-year period ended June 30, 2020.

**LOUDONVILLE-PERRYSVILLE EXEMPTED VILLAGE SCHOOL DISTRICT
ASHLAND COUNTY, OHIO**

NOTES TO THE BASIC FINANCIAL STATEMENTS
FOR THE FISCAL YEAR ENDED JUNE 30, 2022

NOTE 12 - DEFINED BENEFIT PENSION PLANS - (Continued)

The long-term return expectation for the Pension Plan Investments has been determined using a building-block approach and assumes a time horizon, as defined in SERS' *Statement of Investment Policy*. A forecasted rate of inflation serves as the baseline for the return expectation. Various real return premiums over the baseline inflation rate have been established for each asset class. The long-term expected nominal rate of return has been determined by calculating a weighted average of the expected real return premiums for each asset class, adding the projected inflation rate, and adding the expected return from rebalancing uncorrelated asset classes.

The target allocation and best estimates of arithmetic real rates of return for each major asset class are summarized in the following table:

Asset Class	Target Allocation	Long-Term Expected Real Rate of Return
Cash	2.00 %	(0.33) %
US Equity	24.75	5.72
Non-US Equity Developed	13.50	6.55
Non-US Equity Emerging	6.75	8.54
Fixed Income/Global Bonds	19.00	1.14
Private Equity	11.00	10.03
Real Estate/Real Assets	16.00	5.41
Multi-Asset Strategy	4.00	3.47
Private Debt/Private Credit	3.00	5.28
Total	<u>100.00 %</u>	

Discount Rate - The total pension liability was calculated using the discount rate of 7.00%. The projection of cash flows used to determine the discount rate assumed the contributions from employers and from the members would be computed based on contribution requirements as stipulated by state statute. Projected inflows from investment earnings were calculated using the long-term assumed investment rate of return (7.00%). Based on those assumptions, the plan's fiduciary net position was projected to be available to make all future benefit payments of current plan members. Therefore, the long-term expected rate of return on pension plan investments was applied to all periods of projected benefits to determine the total pension liability.

Sensitivity of the District's Proportionate Share of the Net Pension Liability to Changes in the Discount Rate - Net pension liability is sensitive to changes in the discount rate, and to illustrate the potential impact the following table presents the net pension liability calculated using the discount rate of 7.00%, as well as what each plan's net pension liability would be if it were calculated using a discount rate that is one percentage point lower (6.00%), or one percentage point higher (8.00%) than the current rate.

	Current		
	1% Decrease	Discount Rate	1% Increase
District's proportionate share of the net pension liability	\$ 2,969,422	\$ 1,784,772	\$ 785,705

**LOUDONVILLE-PERRYSVILLE EXEMPTED VILLAGE SCHOOL DISTRICT
ASHLAND COUNTY, OHIO**

NOTES TO THE BASIC FINANCIAL STATEMENTS
FOR THE FISCAL YEAR ENDED JUNE 30, 2022

NOTE 12 - DEFINED BENEFIT PENSION PLANS - (Continued)

Actuarial Assumptions - STRS

Key methods and assumptions used in the latest actuarial valuation, reflecting experience study results used in the June 30, 2021, actuarial valuation are presented below:

	June 30, 2021	June 30, 2020
Inflation	2.50%	2.50%
Projected salary increases	12.50% at age 20 to 2.50% at age 65	12.50% at age 20 to 2.50% at age 65
Investment rate of return	7.00%, net of investment expenses, including inflation	7.45%, net of investment expenses, including inflation
Discount rate of return	7.00%	7.45%
Payroll increases	3.00%	3.00%
Cost-of-living adjustments (COLA)	0.00%	0.00%

For the June 30, 2021, actuarial valuation, post-retirement mortality rates are based on the RP-2014 Annuitant Mortality Tables with 50% of rates through age 69, 70% of rates between ages 70 and 79, 90% of rates between ages 80 and 84, and 100% of rates thereafter, projected forward generationally using mortality improvement scale MP-2016. Pre-retirement mortality rates are based on RP-2014 Employee Mortality Tables, projected forward generationally using mortality improvement scale MP-2016. Post-retirement disabled mortality rates are based on the RP-2014 Disabled Mortality Tables with 90% of rates for males and 100% of rates for females, projected forward generationally using mortality improvement scale MP-2016.

Actuarial assumptions used in the June 30, 2021 valuation are based on the results of an actuarial experience study for the period July 1, 2011 through June 30, 2016.

STRS Ohio's investment consultant develops an estimate range for the investment return assumption based on the target allocation adopted by the Retirement Board. The target allocation and long-term expected rate of return for each major asset class are summarized as follows:

Asset Class	Target Allocation	Long-Term Expected Real Rate of Return *
Domestic Equity	28.00 %	7.35 %
International Equity	23.00	7.55
Alternatives	17.00	7.09
Fixed Income	21.00	3.00
Real Estate	10.00	6.00
Liquidity Reserves	1.00	2.25
Total	100.00 %	

*10-Year geometric nominal returns, which include the real rate of return and inflation of 2.25% and does not include investment expenses. Over a 30-year period, STRS' investment consultant indicates that the above target allocations should generate a return above the actuarial rate of return, without net value added by management.

**LOUDONVILLE-PERRYSVILLE EXEMPTED VILLAGE SCHOOL DISTRICT
ASHLAND COUNTY, OHIO**

NOTES TO THE BASIC FINANCIAL STATEMENTS
FOR THE FISCAL YEAR ENDED JUNE 30, 2022

NOTE 12 - DEFINED BENEFIT PENSION PLANS - (Continued)

Discount Rate - The discount rate used to measure the total pension liability was 7.00% as of June 30, 2021. The projection of cash flows used to determine the discount rate assumes that member and employer contributions will be made at the statutory contribution rates in accordance with the rates described previously. For this purpose, only employer contributions that are intended to fund benefits of current plan members and their beneficiaries are included. Based on those assumptions, STRS Ohio's fiduciary net position was projected to be available to make all projected future benefit payments to current plan members as of June 30, 2021. Therefore, the long-term expected rate of return on pension plan investments of 7.00% was applied to all periods of projected benefit payments to determine the total pension liability as of June 30, 2021.

Sensitivity of the District's Proportionate Share of the Net Pension Liability to Changes in the Discount Rate - The following table represents the net pension liability as of June 30, 2021, calculated using the current period discount rate assumption of 7.00%, as well as what the net pension liability would be if it were calculated using a discount rate that is one percentage point lower (6.00%) or one percentage point higher (8.00%) than the current assumption:

	1% Decrease	Current Discount Rate	1% Increase
District's proportionate share of the net pension liability	\$ 10,630,226	\$ 5,676,642	\$ 1,490,874

Changes Between Measurement Date and Reporting Date - STRS approved a one-time 3.00% cost-of-living adjustment to eligible benefit recipients effective July 1, 2022. It is unknown what the effect this change will have on the net pension liability.

NOTE 13 - DEFINED BENEFIT OPEB PLANS

Net OPEB Liability/Asset

See Note 12 for a description of the net OPEB liability (asset).

Plan Description - School Employees Retirement System (SERS)

Health Care Plan Description - The District contributes to the SERS Health Care Fund, administered by SERS for non-certificated retirees and their beneficiaries. For GASB 75 purposes, this plan is considered a cost-sharing other postemployment benefit (OPEB) plan. SERS' Health Care Plan provides healthcare benefits to eligible individuals receiving retirement, disability, and survivor benefits, and to their eligible dependents. Members who retire after June 1, 1986, need 10 years of service credit, exclusive of most types of purchased credit, to qualify to participate in SERS' health care coverage. In addition to age and service retirees, disability benefit recipients and beneficiaries who are receiving monthly benefits due to the death of a member or retiree, are eligible for SERS' health care coverage. Most retirees and dependents choosing SERS' health care coverage are over the age of 65 and therefore enrolled in a fully insured Medicare Advantage plan; however, SERS maintains a traditional, self-insured preferred provider organization for its non-Medicare retiree population. For both groups, SERS offers a self-insured prescription drug program. Health care is a benefit that is permitted, not mandated, by statute. The financial report of the Plan is included in the SERS Annual Comprehensive Financial Report which can be obtained on SERS' website at www.ohsers.org under Employers/Audit Resources.

Access to health care for retirees and beneficiaries is permitted in accordance with Section 3309 of the Ohio Revised Code. The Health Care Fund was established and is administered in accordance with Internal Revenue Code Section 105(e). SERS' Retirement Board reserves the right to change or discontinue any health plan or program. Active employee members do not contribute to the Health Care Plan. The SERS Retirement Board established the rules for the premiums paid by the retirees for health care coverage for themselves and their dependents or for their surviving beneficiaries. Premiums vary depending on the plan selected, qualified years of service, Medicare eligibility, and retirement status.

**LOUDONVILLE-PERRYSVILLE EXEMPTED VILLAGE SCHOOL DISTRICT
ASHLAND COUNTY, OHIO**

NOTES TO THE BASIC FINANCIAL STATEMENTS
FOR THE FISCAL YEAR ENDED JUNE 30, 2022

NOTE 13 - DEFINED BENEFIT OPEB PLANS - (Continued)

Funding Policy - State statute permits SERS to fund the health care benefits through employer contributions. Each year, after the allocation for statutorily required pensions and benefits, the Retirement Board may allocate the remainder of the employer contribution of 14% of covered payroll to the Health Care Fund in accordance with the funding policy. For the fiscal year ended June 30, 2022, SERS did not allocate any employer contributions to post-employment health care. An additional health care surcharge on employers is collected for employees earning less than an actuarially determined minimum compensation amount, pro-rated if less than a full year of service credit was earned. For fiscal year 2022, this amount was \$25,000. Statutes provide that no employer shall pay a health care surcharge greater than 2% of that employer's SERS-covered payroll; nor may SERS collect in aggregate more than 1.5% of the total statewide SERS-covered payroll for the health care surcharge. For fiscal year 2022, the District's surcharge obligation was \$32,244.

The surcharge added to the allocated portion of the 14% employer contribution rate is the total amount assigned to the Health Care Fund. The District's contractually required contribution to SERS was \$32,244 for fiscal year 2022. Of this amount, \$32,244 is reported as pension and postemployment benefits payable.

Plan Description - State Teachers Retirement System (STRS)

Plan Description - The State Teachers Retirement System of Ohio (STRS) administers a cost-sharing Health Plan administered for eligible retirees who participated in the defined benefit or combined pension plans offered by STRS. Ohio law authorizes STRS to offer this plan. Benefits include hospitalization, physicians' fees, prescription drugs and partial reimbursement of monthly Medicare Part B premiums. The Medicare Part B monthly reimbursement elimination date was postponed indefinitely. The Plan is included in the report of STRS which can be obtained by visiting www.strsoh.org or by calling (888) 227-7877.

Funding Policy - Ohio Revised Code Chapter 3307 authorizes STRS to offer the Plan and gives the Retirement Board discretionary authority over how much, if any, of the health care costs will be absorbed by STRS. Active employee members do not contribute to the Health Care Plan. Nearly all health care plan enrollees, for the most recent year, pay a portion of the health care costs in the form of a monthly premium. Under Ohio law, funding for post-employment health care may be deducted from employer contributions, currently 14% of covered payroll. For the fiscal year ended June 30, 2022, STRS did not allocate any employer contributions to post-employment health care.

OPEB Liabilities/Assets, OPEB Expense, and Deferred Outflows of Resources and Deferred Inflows of Resources Related to OPEB

The net OPEB liability/asset was measured as of June 30, 2021, and the total OPEB liability/asset used to calculate the net OPEB liability/asset was determined by an actuarial valuation as of that date. The District's proportion of the net OPEB liability/asset was based on the District's share of contributions to the respective retirement systems relative to the contributions of all participating entities.

**LOUDONVILLE-PERRYSVILLE EXEMPTED VILLAGE SCHOOL DISTRICT
ASHLAND COUNTY, OHIO**

NOTES TO THE BASIC FINANCIAL STATEMENTS
FOR THE FISCAL YEAR ENDED JUNE 30, 2022

NOTE 13 - DEFINED BENEFIT OPEB PLANS - (Continued)

Following is information related to the proportionate share and OPEB expense:

	<u>SERS</u>	<u>STRS</u>	<u>Total</u>
Proportion of the net OPEB liability/asset prior measurement date	0.05100950%	0.04600244%	
Proportion of the net OPEB liability/asset current measurement date	<u>0.04995900%</u>	<u>0.04439768%</u>	
Change in proportionate share	<u>-0.00105050%</u>	<u>-0.00160477%</u>	
Proportionate share of the net OPEB liability	\$ 945,515	\$ -	\$ 945,515
Proportionate share of the net OPEB asset	\$ -	\$ (936,089)	\$ (936,089)
OPEB expense	\$ (35,782)	\$ (72,305)	\$ (108,087)

At June 30, 2022, the District reported deferred outflows of resources and deferred inflows of resources related to OPEB from the following sources:

	<u>SERS</u>	<u>STRS</u>	<u>Total</u>
Deferred outflows of resources			
Differences between expected and actual experience	\$ 10,078	\$ 33,331	\$ 43,409
Changes of assumptions	148,330	59,794	208,124
Difference between employer contributions and proportionate share of contributions/ change in proportionate share	28,431	924	29,355
Contributions subsequent to the measurement date	<u>32,244</u>	<u>-</u>	<u>32,244</u>
Total deferred outflows of resources	<u>\$ 219,083</u>	<u>\$ 94,049</u>	<u>\$ 313,132</u>
Deferred inflows of resources			
Differences between expected and actual experience	\$ 470,907	\$ 171,508	\$ 642,415
Net difference between projected and actual earnings on OPEB plan investments	20,543	259,468	280,011
Changes of assumptions	129,480	558,448	687,928
Difference between employer contributions and proportionate share of contributions/ change in proportionate share	<u>157,728</u>	<u>24,202</u>	<u>181,930</u>
Total deferred inflows of resources	<u>\$ 778,658</u>	<u>\$ 1,013,626</u>	<u>\$ 1,792,284</u>

\$32,244 reported as deferred outflows of resources related to OPEB resulting from District contributions subsequent to the measurement date will be recognized as a reduction of the net OPEB liability/asset in the fiscal year ending June 30, 2023.

**LOUDONVILLE-PERRYSVILLE EXEMPTED VILLAGE SCHOOL DISTRICT
ASHLAND COUNTY, OHIO**

NOTES TO THE BASIC FINANCIAL STATEMENTS
FOR THE FISCAL YEAR ENDED JUNE 30, 2022

NOTE 13 - DEFINED BENEFIT OPEB PLANS - (Continued)

Other amounts reported as deferred outflows of resources and deferred inflows of resources related to OPEB will be recognized in OPEB expense as follows:

	SERS	STRS	Total
Fiscal Year Ending June 30:			
2023	\$ (132,234)	\$ (262,612)	\$ (394,846)
2024	(132,379)	(256,121)	(388,500)
2025	(138,162)	(252,570)	(390,732)
2026	(115,233)	(111,837)	(227,070)
2027	(55,670)	(37,151)	(92,821)
Thereafter	(18,141)	714	(17,427)
Total	\$ (591,819)	\$ (919,577)	\$ (1,511,396)

Actuarial Assumptions - SERS

The total OPEB liability is determined by SERS' actuaries in accordance with GASB Statement No. 74, as part of their annual actuarial valuation for each retirement plan. Actuarial valuations of an ongoing plan involve estimates of the value of reported amounts (e.g., salaries, credited service) and assumptions about the probability of occurrence of events far into the future (e.g., mortality, disabilities, retirements, employment terminations). Actuarially determined amounts are subject to continual review and potential modifications, as actual results are compared with past expectations and new estimates are made about the future.

Projections of benefits for financial reporting purposes are based on the substantive plan (the plan as understood by the employers and plan members) and include the types of benefits provided at the time of each valuation and the historical pattern of sharing benefit costs between the employers and plan members to that point. The projection of benefits for financial reporting purposes does not explicitly incorporate the potential effects of legal or contractual funding limitations.

Actuarial calculations reflect a long-term perspective. For a newly hired employee, actuarial calculations will take into account the employee's entire career with the employer and also take into consideration the benefits, if any, paid to the employee after termination of employment until the death of the employee and any applicable contingent annuitant. In many cases, actuarial calculations reflect several decades of service with the employer and the payment of benefits after termination.

THIS SPACE INTENTIONALLY LEFT BLANK

**LOUDONVILLE-PERRYSVILLE EXEMPTED VILLAGE SCHOOL DISTRICT
ASHLAND COUNTY, OHIO**

NOTES TO THE BASIC FINANCIAL STATEMENTS
FOR THE FISCAL YEAR ENDED JUNE 30, 2022

NOTE 13 - DEFINED BENEFIT OPEB PLANS - (Continued)

Key methods and assumptions used in calculating the total OPEB liability in the latest actuarial valuation date of June 30, 2021 are presented below:

Wage inflation:	
Current measurement date	2.40%
Prior measurement date	3.00%
Future salary increases, including inflation:	
Current measurement date	3.25% to 13.58%
Prior measurement date	3.50% to 18.20%
Investment rate of return:	
Current measurement date	7.00% net of investment expense, including inflation
Prior measurement date	7.50% net of investment expense, including inflation
Municipal bond index rate:	
Current measurement date	1.92%
Prior measurement date	2.45%
Single equivalent interest rate, net of plan investment expense, including price inflation:	
Current measurement date	2.27%
Prior measurement date	2.63%
Medical trend assumption:	
Current measurement date	
Medicare	5.125 to 4.400%
Pre-Medicare	6.750 to 4.400%
Prior measurement date	
Medicare	5.25 to 4.75%
Pre-Medicare	7.00 to 4.75%

In 2021, Mortality rates were based on the PUB-2010 General Employee Amount Weight Below Median Healthy Retiree mortality table projected to 2017 with ages set forward 1 year and adjusted 94.20% for males and set forward 2 years and adjusted 81.35% for females. Mortality among disabled members were based upon the PUB-2010 General Disabled Retiree mortality table projected to 2017 with ages set forward 5 years and adjusted 103.3% for males and set forward 3 years and adjusted 106.8% for females. Future improvement in mortality rates is reflected by applying the MP-2020 projection scale generationally.

In the prior measurement date, the mortality rates were based on the RP-2014 Blue Collar Mortality Table with fully generational projection and a five-year age set-back for both males and females. Mortality among service retired members, and beneficiaries were based upon the RP-2014 Blue Collar Mortality Table with fully generational projection with Scale BB, 120% of male rates, and 110% of female rates. Mortality among disabled members was based upon the RP-2000 Disabled Mortality Table, 90% for male rates and 100% for female rates, set back five years is used for the period after disability retirement.

The most recent experience study was completed for the five-year period ended June 30, 2020.

**LOUDONVILLE-PERRYSVILLE EXEMPTED VILLAGE SCHOOL DISTRICT
ASHLAND COUNTY, OHIO**

NOTES TO THE BASIC FINANCIAL STATEMENTS
FOR THE FISCAL YEAR ENDED JUNE 30, 2022

NOTE 13 - DEFINED BENEFIT OPEB PLANS - (Continued)

The long-term expected rate of return on plan assets is reviewed as part of the actuarial five-year experience study. The most recent study covers fiscal years 2015 through 2020 and was adopted by the Board in 2021. Several factors are considered in evaluating the long-term rate of return assumption including long-term historical data, estimates inherent in current market data, and a log-normal distribution analysis in which best-estimate ranges of expected future real rates of return were developed by the investment consultant for each major asset class. These ranges were combined to produce the long-term expected rate of return, 7.00%, by weighting the expected future real rates of return by the target asset allocation percentage and then adding expected inflation. The capital market assumptions developed by the investment consultant are intended for use over a 10-year horizon and may not be useful in setting the long-term rate of return for funding pension plans which covers a longer timeframe. The assumption is intended to be a long-term assumption and is not expected to change absent a significant change in the asset allocation, a change in the inflation assumption, or a fundamental change in the market that alters expected returns in future years.

The target asset allocation and best estimates of arithmetic real rates of return for each major asset class, as used in the June 30, 2020 five-year experience study, are summarized as follows:

Asset Class	Target Allocation	Long-Term Expected Real Rate of Return
Cash	2.00 %	(0.33) %
US Equity	24.75	5.72
Non-US Equity Developed	13.50	6.55
Non-US Equity Emerging	6.75	8.54
Fixed Income/Global Bonds	19.00	1.14
Private Equity	11.00	10.03
Real Estate/Real Assets	16.00	5.41
Multi-Asset Strategy	4.00	3.47
Private Debt/Private Credit	3.00	5.28
Total	<u>100.00 %</u>	

Discount Rate - The discount rate used to measure the total OPEB liability at June 30, 2021 was 2.27%. The discount rate used to measure total OPEB liability prior to June 30, 2021 was 2.63%. The projection of cash flows used to determine the discount rate assumed that contributions will be made from members and the System at the contribution rate of 1.50% of projected covered payroll each year, which includes a 1.50% payroll surcharge and no contributions from the basic benefits plan. Based on these assumptions, the OPEB plan's fiduciary net position was projected to become insufficient to make all projected future benefit payments of current System members by SERS actuaries. The Municipal Bond Index Rate is used in the determination of the SEIR for both the June 30, 2020 and the June 30, 2021 total OPEB liability. The Municipal Bond Index rate is the single rate that will generate a present value of benefit payments equal to the sum of the present value determined by the long-term expected rate of return, and the present value determined by discounting those benefits after the date of depletion. The Municipal Bond Index Rate is 1.92% at June 30, 2021 and 2.45% at June 30, 2020.

Sensitivity of the District's Proportionate Share of the Net OPEB Liability to Changes in the Discount Rate and Changes in the Health Care Cost Trend Rates - The net OPEB liability is sensitive to changes in the discount rate and the health care cost trend rate. The following table presents the net OPEB liability, what the net OPEB liability would be if it were calculated using a discount rate that is 1 percentage point lower (1.27%) and higher (3.27%) than the current discount rate (2.27%). Also shown is what the net OPEB liability would be based on health care cost trend rates that are 1 percentage point lower (5.75% decreasing to 3.40%) and higher (7.75% decreasing to 5.40%) than the current rate (6.75% decreasing to 4.40%).

**LOUDONVILLE-PERRYSVILLE EXEMPTED VILLAGE SCHOOL DISTRICT
ASHLAND COUNTY, OHIO**

NOTES TO THE BASIC FINANCIAL STATEMENTS
FOR THE FISCAL YEAR ENDED JUNE 30, 2022

NOTE 13 - DEFINED BENEFIT OPEB PLANS - (Continued)

	1% Decrease	Current Discount Rate	1% Increase
District's proportionate share of the net OPEB liability	\$ 1,171,608	\$ 945,515	\$ 764,896

	1% Decrease	Current Trend Rate	1% Increase
District's proportionate share of the net OPEB liability	\$ 727,969	\$ 945,515	\$ 1,236,090

Actuarial Assumptions - STRS

Key methods and assumptions used in the latest actuarial valuation, reflecting experience study results used in the June 30, 2021, actuarial valuation, compared with June 30, 2020, are presented below:

	June 30, 2021		June 30, 2020	
Inflation	2.50%		2.50%	
Projected salary increases	12.50% at age 20 to 2.50% at age 65		12.50% at age 20 to 2.50% at age 65	
Investment rate of return	7.00%, net of investment expenses, including inflation		7.45%, net of investment expenses, including inflation	
Payroll increases	3.00%		3.00%	
Cost-of-living adjustments (COLA)	0.00%		0.00%	
Discount rate of return	7.00%		7.45%	
Blended discount rate of return	N/A		N/A	
Health care cost trends				
	Initial	Ultimate	Initial	Ultimate
Medical				
Pre-Medicare	5.00%	4.00%	5.00%	4.00%
Medicare	-16.18%	4.00%	-6.69%	4.00%
Prescription Drug				
Pre-Medicare	6.50%	4.00%	6.50%	4.00%
Medicare	29.98%	4.00%	11.87%	4.00%

Projections of benefits include the historical pattern of sharing benefit costs between the employers and retired plan members.

For healthy retirees the mortality rates are based on the RP-2014 Annuitant Mortality Tables with 50% of rates through age 69, 70% of rates between ages 70 and 79, 90% of rates between ages 80 and 84, and 100% of rates thereafter, projected forward generationally using mortality improvement scale MP-2016. For disabled retirees, mortality rates are based on the RP-2014 Disabled Mortality Tables with 90% of rates for males and 100% of rates for females, projected forward generationally using mortality improvement scale MP-2016.

Actuarial assumptions used in the June 30, 2021 valuation are based on the results of an actuarial experience study for the period July 1, 2011 through June 30, 2016.

**LOUDONVILLE-PERRYSVILLE EXEMPTED VILLAGE SCHOOL DISTRICT
ASHLAND COUNTY, OHIO**

NOTES TO THE BASIC FINANCIAL STATEMENTS
FOR THE FISCAL YEAR ENDED JUNE 30, 2022

NOTE 13 - DEFINED BENEFIT OPEB PLANS - (Continued)

Assumption Changes Since the Prior Measurement Date - The discount rate was adjusted to 7.00% from 7.45% for the June 30, 2021 valuation.

Benefit Term Changes Since the Prior Measurement Date - The non-Medicare subsidy percentage was increased effective January 1, 2022 from 2.055% to 2.100%. The non-Medicare frozen subsidy base premium was increased effective January 1, 2022. The Medicare Part D subsidy was updated to reflect it is expected to be negative in CY2022. The Part B monthly reimbursement elimination date was postponed indefinitely.

STRS' investment consultant develops an estimate range for the investment return assumption based on the target allocation adopted by the Retirement Board. The target allocation and long-term expected rate of return for each major asset class are summarized as follows:

Asset Class	Target Allocation	Long-Term Expected Real Rate of Return *
Domestic Equity	28.00 %	7.35 %
International Equity	23.00	7.55
Alternatives	17.00	7.09
Fixed Income	21.00	3.00
Real Estate	10.00	6.00
Liquidity Reserves	1.00	2.25
Total	<u>100.00 %</u>	

*10-Year geometric nominal returns, which include the real rate of return and inflation of 2.25% and does not include investment expenses. Over a 30-year period, STRS' investment consultant indicates that the above target allocations should generate a return above the actuarial rate of return, without net value added by management.

Discount Rate - The discount rate used to measure the total OPEB asset was 7.00% as of June 30, 2021. The projection of cash flows used to determine the discount rate assumed STRS Ohio continues to allocate no employer contributions to the health care fund. Based on these assumptions, the OPEB plan's fiduciary net position was projected to be available to make all projected future benefit payments to current plan members as of June 30, 2021. Therefore, the long-term expected rate of return on health care fund investments of 7.00% was applied to all periods of projected health care costs to determine the total OPEB liability as of June 30, 2021.

Sensitivity of the District's Proportionate Share of the Net OPEB Asset to Changes in the Discount and Health Care Cost Trend Rate - The following table represents the net OPEB asset as of June 30, 2021, calculated using the current period discount rate assumption of 7.00%, as well as what the net OPEB asset would be if it were calculated using a discount rate that is one percentage point lower (6.00%) or one percentage point higher (8.00%) than the current assumption. Also shown is the net OPEB asset as if it were calculated using health care cost trend rates that are one percentage point lower or one percentage point higher than the current health care cost trend rates.

	1% Decrease	Current Discount Rate	1% Increase
	District's proportionate share of the net OPEB asset	\$ 789,914	\$ 936,089
	1% Decrease	Current Trend Rate	1% Increase
District's proportionate share of the net OPEB asset	\$ 1,053,248	\$ 936,089	\$ 791,211

**LOUDONVILLE-PERRYSVILLE EXEMPTED VILLAGE SCHOOL DISTRICT
ASHLAND COUNTY, OHIO**

NOTES TO THE BASIC FINANCIAL STATEMENTS
FOR THE FISCAL YEAR ENDED JUNE 30, 2022

NOTE 14 - BUDGETARY BASIS OF ACCOUNTING

While reporting financial position, results of operations, and changes in fund balance on the basis of generally accepted accounting principles (GAAP), the budgetary basis as provided by law is based upon accounting for certain transactions on a basis of cash receipts and disbursements.

The statement of revenue, expenditures and changes in fund balance - budget and actual (non-GAAP budgetary basis) presented for the general fund is presented on the budgetary basis to provide a meaningful comparison of actual results with the budget. The major differences between the budget basis and the GAAP basis are that:

- (a) Revenues and other financing sources are recorded when received in cash (budget basis) as opposed to when susceptible to accrual (GAAP basis);
- (b) Expenditures and other financing uses are recorded when paid in cash (budget basis) as opposed to when the liability is incurred (GAAP basis);
- (c) In order to determine compliance with Ohio law, and to reserve that portion of the applicable appropriation, total outstanding encumbrances (budget basis) are recorded as the equivalent of an expenditure, as opposed to a reservation of fund balance for that portion of outstanding encumbrances not already recognized as an account payable (GAAP basis);
- (d) Advances-in and advances-out are operating transactions (budget basis) as opposed to balance sheet transactions (GAAP basis); and,
- (e) Some funds are included in the general fund (GAAP basis), but have separate legally adopted budgets (budget basis).

The adjustments necessary to convert the results of operations for the year on the budget basis to the GAAP basis for the general fund are as follows:

Net Change in Fund Balance	<u>General fund</u>
Budget basis	\$ 1,393,164
Net adjustment for revenue accruals	581,423
Net adjustment for expenditure accruals	84,163
Net adjustment for other sources	25,184
Funds budgeted elsewhere	6,399
Adjustment for encumbrances	<u>201,404</u>
GAAP basis	<u>\$ 2,291,737</u>

Certain funds that are legally budgeted in separate special revenue funds are considered part of the general fund on a GAAP basis. This includes the teacher lounge fund, the unclaimed monies funds, the uniform school supplies fund, the public-school support fund and the underground storage tank fund.

**LOUDONVILLE-PERRYSVILLE EXEMPTED VILLAGE SCHOOL DISTRICT
ASHLAND COUNTY, OHIO**

NOTES TO THE BASIC FINANCIAL STATEMENTS
FOR THE FISCAL YEAR ENDED JUNE 30, 2022

NOTE 15 - CONTINGENCIES

A. Grants

The District receives significant financial assistance from numerous federal, State and local agencies in the form of grants. The disbursement of funds received under these programs generally requires compliance with terms and conditions specified in the grant agreements and are subject to audit by the grantor agencies. Any disallowed claims resulting from such audits could become a liability of the District. However, in the opinion of management, any such disallowed claims will not have a material effect on the financial position of the District.

B. Litigation

The District is involved in no material litigation as either plaintiff or defendant.

NOTE 16 - SET-ASIDES

The District is required by State law to annually set-aside certain general fund revenue amounts, as defined by statutory formula, for the acquisition and construction of capital improvements. Amounts not spent by the end of the fiscal year or offset by similarly restricted resources received during the year must be held in cash at fiscal year-end. This amount must be carried forward to be used for the same purpose in future years. Expenditures exceeding the set-aside requirement may not be carried forward to the next fiscal year.

The following cash-basis information describes the change in the fiscal year-end set-aside amount for capital improvements. Disclosure of this information is required by State statute.

	<u>Capital Improvements</u>
Set-aside balance June 30, 2021	\$ -
Current year set-aside requirement	172,126
Current year offsets	<u>(172,126)</u>
Total	<u>\$ -</u>
Balance carried forward to fiscal year 2023	<u>\$ -</u>
Set-aside balance June 30, 2022	<u>\$ -</u>

During fiscal year 2008, the District issued \$1,186,060 in capital related revenue bonds. These proceeds may be used to reduce the capital acquisition set-aside to zero in future years. The District is responsible for tracking the amount of bond proceeds that may be used as an offset in future periods. As of June 30, 2022, the balance of \$910,172 was available to be used as offsets in future years.

**LOUDONVILLE-PERRYSVILLE EXEMPTED VILLAGE SCHOOL DISTRICT
ASHLAND COUNTY, OHIO**

**NOTES TO THE BASIC FINANCIAL STATEMENTS
FOR THE FISCAL YEAR ENDED JUNE 30, 2022**

NOTE 17 - OTHER COMMITMENTS

The District utilizes encumbrance accounting as part of its budgetary controls. Encumbrances outstanding at year-end are reservations of fund balance for subsequent-year expenditures and may be reported as part of restricted, committed, or assigned classifications of fund balance. At year end, the District's commitments for encumbrances in the governmental funds were as follows:

<u>Fund</u>	<u>Year-End Encumbrances</u>
General fund	\$ 198,025
Other governmental	<u>122,530</u>
Total	<u>\$ 320,555</u>

NOTE 18 - COVID-19

The United States and the State of Ohio declared a state of emergency in March of 2020 due to the COVID-19 pandemic. Ohio's state of emergency ended in June, 2021 while the national state of emergency continues. During fiscal year 2022, the District received COVID-19 funding. The financial impact of COVID-19 and the continuing emergency measures may impact subsequent periods of the District. The impact on the District's future operating costs, revenues, and additional recovery from emergency funding, either federal or state, cannot be estimated.

THIS PAGE IS INTENTIONALLY LEFT BLANK

REQUIRED SUPPLEMENTARY INFORMATION

**LOUDONVILLE-PERRYSVILLE EXEMPTED VILLAGE SCHOOL DISTRICT
ASHLAND COUNTY, OHIO**

SCHEDULES OF REQUIRED SUPPLEMENTARY INFORMATION

SCHEDULE OF THE DISTRICT'S PROPORTIONATE SHARE OF
THE NET PENSION LIABILITY
SCHOOL EMPLOYEES RETIREMENT SYSTEM (SERS) OF OHIO

LAST NINE FISCAL YEARS

	<u>2022</u>	<u>2021</u>	<u>2020</u>	<u>2019</u>
District's proportion of the net pension liability	0.04837160%	0.04894300%	0.05199120%	0.05734140%
District's proportionate share of the net pension liability	\$ 1,784,772	\$ 3,237,193	\$ 3,110,725	\$ 3,284,048
District's covered payroll	\$ 1,597,800	\$ 1,744,086	\$ 1,806,452	\$ 1,869,637
District's proportionate share of the net pension liability as a percentage of its covered payroll	111.70%	185.61%	172.20%	175.65%
Plan fiduciary net position as a percentage of the total pension liability	82.86%	68.55%	70.85%	71.36%

Note: Information prior to 2014 was unavailable. Schedule is intended to show information for 10 years. Additional years will be displayed as they become available.

Amounts presented for each fiscal year were determined as of the District's measurement date which is the prior year-end.

SEE ACCOMPANYING NOTES TO THE REQUIRED SUPPLEMENTARY INFORMATION

2018	2017	2016	2015	2014
0.05391960%	0.05610160%	0.05789100%	0.05374200%	0.05374200%
\$ 3,221,577	\$ 4,106,119	\$ 3,303,317	\$ 2,719,852	\$ 3,195,864
\$ 1,769,529	\$ 1,732,857	\$ 1,742,822	\$ 1,561,652	\$ 1,500,874
182.06%	236.96%	189.54%	174.17%	212.93%
69.50%	62.98%	69.16%	71.70%	65.52%

**LOUDONVILLE-PERRYSVILLE EXEMPTED VILLAGE SCHOOL DISTRICT
ASHLAND COUNTY, OHIO**

SCHEDULES OF REQUIRED SUPPLEMENTARY INFORMATION

SCHEDULE OF THE DISTRICT'S PROPORTIONATE SHARE OF
THE NET PENSION LIABILITY
STATE TEACHERS RETIREMENT SYSTEM (STRS) OF OHIO

LAST NINE FISCAL YEARS

	<u>2022</u>	<u>2021</u>	<u>2020</u>	<u>2019</u>
District's proportion of the net pension liability	0.04439768%	0.04600244%	0.04670996%	0.04950611%
District's proportionate share of the net pension liability	\$ 5,676,642	\$ 11,130,954	\$ 10,329,627	\$ 10,885,282
District's covered payroll	\$ 5,630,043	\$ 5,463,350	\$ 5,477,100	\$ 5,636,407
District's proportionate share of the net pension liability as a percentage of its covered payroll	100.83%	203.74%	188.60%	193.12%
Plan fiduciary net position as a percentage of the total pension liability	87.78%	75.48%	77.40%	77.31%

Note: Information prior to 2014 was unavailable. Schedule is intended to show information for 10 years. Additional years will be displayed as they become available.

Amounts presented for each fiscal year were determined as of the District's measurement date which is the prior year-end.

SEE ACCOMPANYING NOTES TO THE REQUIRED SUPPLEMENTARY INFORMATION

2018	2017	2016	2015	2014
0.05017017%	0.05010971%	0.05087035%	0.05204743%	0.05204743%
\$ 11,918,031	\$ 16,773,230	\$ 14,059,077	\$ 12,659,736	\$ 15,080,195
\$ 5,603,507	\$ 5,241,050	\$ 5,353,579	\$ 5,317,808	\$ 5,357,869
212.69%	320.04%	262.61%	238.06%	281.46%
75.30%	66.80%	72.10%	74.70%	69.30%

**LOUDONVILLE-PERRYSVILLE EXEMPTED VILLAGE SCHOOL DISTRICT
ASHLAND COUNTY, OHIO**

SCHEDULES OF REQUIRED SUPPLEMENTARY INFORMATION

SCHEDULE OF DISTRICT PENSION CONTRIBUTIONS
SCHOOL EMPLOYEES RETIREMENT SYSTEM (SERS) OF OHIO

LAST TEN FISCAL YEARS

	<u>2022</u>	<u>2021</u>	<u>2020</u>	<u>2019</u>
Contractually required contribution	\$ 250,404	\$ 223,692	\$ 244,172	\$ 243,871
Contributions in relation to the contractually required contribution	<u>(250,404)</u>	<u>(223,692)</u>	<u>(244,172)</u>	<u>(243,871)</u>
Contribution deficiency (excess)	<u>\$ -</u>	<u>\$ -</u>	<u>\$ -</u>	<u>\$ -</u>
District's covered payroll	\$ 1,788,600	\$ 1,597,800	\$ 1,744,086	\$ 1,806,452
Contributions as a percentage of covered payroll	14.00%	14.00%	14.00%	13.50%

SEE ACCOMPANYING NOTES TO THE REQUIRED SUPPLEMENTARY INFORMATION

<u>2018</u>	<u>2017</u>	<u>2016</u>	<u>2015</u>	<u>2014</u>	<u>2013</u>
\$ 252,401	\$ 247,734	\$ 242,600	\$ 229,704	\$ 216,445	\$ 207,721
<u>(252,401)</u>	<u>(247,734)</u>	<u>(242,600)</u>	<u>(229,704)</u>	<u>(216,445)</u>	<u>(207,721)</u>
<u>\$ -</u>	<u>\$ -</u>	<u>\$ -</u>	<u>\$ -</u>	<u>\$ -</u>	<u>\$ -</u>
\$ 1,869,637	\$ 1,769,529	\$ 1,732,857	\$ 1,742,822	\$ 1,561,652	\$ 1,500,874
13.50%	14.00%	14.00%	13.18%	13.86%	13.84%

**LOUDONVILLE-PERRYSVILLE EXEMPTED VILLAGE SCHOOL DISTRICT
ASHLAND COUNTY, OHIO**

SCHEDULES OF REQUIRED SUPPLEMENTARY INFORMATION

SCHEDULE OF DISTRICT PENSION CONTRIBUTIONS
STATE TEACHERS RETIREMENT SYSTEM (STRS) OF OHIO

LAST TEN FISCAL YEARS

	<u>2022</u>	<u>2021</u>	<u>2020</u>	<u>2019</u>
Contractually required contribution	\$ 730,774	\$ 788,206	\$ 764,869	\$ 766,794
Contributions in relation to the contractually required contribution	<u>(730,774)</u>	<u>(788,206)</u>	<u>(764,869)</u>	<u>(766,794)</u>
Contribution deficiency (excess)	<u>\$ -</u>	<u>\$ -</u>	<u>\$ -</u>	<u>\$ -</u>
District's covered payroll	\$ 5,219,814	\$ 5,630,043	\$ 5,463,350	\$ 5,477,100
Contributions as a percentage of covered payroll	14.00%	14.00%	14.00%	14.00%

SEE ACCOMPANYING NOTES TO THE REQUIRED SUPPLEMENTARY INFORMATION

<u>2018</u>	<u>2017</u>	<u>2016</u>	<u>2015</u>	<u>2014</u>	<u>2013</u>
\$ 789,097	\$ 784,491	\$ 733,747	\$ 749,501	\$ 691,315	\$ 696,523
<u>(789,097)</u>	<u>(784,491)</u>	<u>(733,747)</u>	<u>(749,501)</u>	<u>(691,315)</u>	<u>(696,523)</u>
<u>\$ -</u>	<u>\$ -</u>	<u>\$ -</u>	<u>\$ -</u>	<u>\$ -</u>	<u>\$ -</u>
\$ 5,636,407	\$ 5,603,507	\$ 5,241,050	\$ 5,353,579	\$ 5,317,808	\$ 5,357,869
14.00%	14.00%	14.00%	14.00%	13.00%	13.00%

**LOUDONVILLE-PERRYSVILLE EXEMPTED VILLAGE SCHOOL DISTRICT
ASHLAND COUNTY, OHIO**

SCHEDULES OF REQUIRED SUPPLEMENTARY INFORMATION

SCHEDULE OF THE DISTRICT'S PROPORTIONATE SHARE OF
THE NET OPEB LIABILITY
SCHOOL EMPLOYEES RETIREMENT SYSTEM (SERS) OF OHIO

LAST SIX FISCAL YEARS

	<u>2022</u>	<u>2021</u>	<u>2020</u>	<u>2019</u>
District's proportion of the net OPEB liability	0.04995900%	0.05100950%	0.05337990%	0.05795920%
District's proportionate share of the net OPEB liability	\$ 945,515	\$ 1,108,603	\$ 1,342,392	\$ 1,607,945
District's covered payroll	\$ 1,597,800	\$ 1,744,086	\$ 1,806,452	\$ 1,869,637
District's proportionate share of the net OPEB liability as a percentage of its covered payroll	59.18%	63.56%	74.31%	86.00%
Plan fiduciary net position as a percentage of the total OPEB liability	24.08%	18.17%	15.57%	13.57%

Note: Information prior to 2017 was unavailable. Schedule is intended to show information for 10 years. Additional years will be displayed as they become available.

Amounts presented for each fiscal year were determined as of the District's measurement date which is the prior year-end.

SEE ACCOMPANYING NOTES TO THE REQUIRED SUPPLEMENTARY INFORMATION

<u>2018</u>	<u>2017</u>
0.05477130%	0.05689682%
\$ 1,469,918	\$ 1,621,770
\$ 1,769,529	\$ 1,732,857
83.07%	93.59%
12.46%	11.49%

**LOUDONVILLE-PERRYSVILLE EXEMPTED VILLAGE SCHOOL DISTRICT
ASHLAND COUNTY, OHIO**

SCHEDULES OF REQUIRED SUPPLEMENTARY INFORMATION

SCHEDULE OF THE DISTRICT'S PROPORTIONATE SHARE OF
THE NET OPEB LIABILITY/ASSET
STATE TEACHERS RETIREMENT SYSTEM (STRS) OF OHIO

LAST SIX FISCAL YEARS

	<u>2022</u>	<u>2021</u>	<u>2020</u>	<u>2019</u>
District's proportion of the net OPEB liability/asset	0.04439768%	0.04600244%	0.04670996%	0.04950611%
District's proportionate share of the net OPEB liability/(asset)	\$ (936,089)	\$ (808,493)	\$ (773,629)	\$ (795,513)
District's covered payroll	\$ 5,630,043	\$ 5,463,350	\$ 5,477,100	\$ 5,636,407
District's proportionate share of the net OPEB liability/asset as a percentage of its covered payroll	16.63%	14.80%	14.12%	14.11%
Plan fiduciary net position as a percentage of the total OPEB liability/asset	174.73%	182.10%	174.70%	176.00%

Note: Information prior to 2017 was unavailable. Schedule is intended to show information for 10 years. Additional years will be displayed as they become available.

Amounts presented for each fiscal year were determined as of the District's measurement date which is the prior year-end.

SEE ACCOMPANYING NOTES TO THE REQUIRED SUPPLEMENTARY INFORMATION

<u>2018</u>	<u>2017</u>
0.05017017%	0.05010971%
\$ 1,957,455	\$ 2,679,880
\$ 5,603,507	\$ 5,241,050
34.93%	51.13%
47.10%	37.30%

**LOUDONVILLE-PERRYSVILLE EXEMPTED VILLAGE SCHOOL DISTRICT
ASHLAND COUNTY, OHIO**

SCHEDULES OF REQUIRED SUPPLEMENTARY INFORMATION

SCHEDULE OF DISTRICT OPEB CONTRIBUTIONS
SCHOOL EMPLOYEES RETIREMENT SYSTEM (SERS) OF OHIO

LAST TEN FISCAL YEARS

	<u>2022</u>	<u>2021</u>	<u>2020</u>	<u>2019</u>
Contractually required contribution	\$ 32,244	\$ 32,470	\$ 33,817	\$ 42,078
Contributions in relation to the contractually required contribution	<u>(32,244)</u>	<u>(32,470)</u>	<u>(33,817)</u>	<u>(42,078)</u>
Contribution deficiency (excess)	<u>\$ -</u>	<u>\$ -</u>	<u>\$ -</u>	<u>\$ -</u>
District's covered payroll	\$ 1,788,600	\$ 1,597,800	\$ 1,744,086	\$ 1,806,452
Contributions as a percentage of covered payroll	1.80%	2.03%	1.94%	2.33%

SEE ACCOMPANYING NOTES TO THE REQUIRED SUPPLEMENTARY INFORMATION

<u>2018</u>	<u>2017</u>	<u>2016</u>	<u>2015</u>	<u>2014</u>	<u>2013</u>
\$ 39,711	\$ 17,844	\$ 28,979	\$ 41,534	\$ 29,392	\$ 35,812
<u>(39,711)</u>	<u>(17,844)</u>	<u>(28,979)</u>	<u>(41,534)</u>	<u>(29,392)</u>	<u>(35,812)</u>
<u>\$ -</u>	<u>\$ -</u>	<u>\$ -</u>	<u>\$ -</u>	<u>\$ -</u>	<u>\$ -</u>
\$ 1,869,637	\$ 1,769,529	\$ 1,732,857	\$ 1,742,822	\$ 1,561,652	\$ 1,500,874
2.12%	1.01%	1.67%	2.38%	1.88%	2.39%

**LOUDONVILLE-PERRYSVILLE EXEMPTED VILLAGE SCHOOL DISTRICT
ASHLAND COUNTY, OHIO**

SCHEDULES OF REQUIRED SUPPLEMENTARY INFORMATION

SCHEDULE OF DISTRICT OPEB CONTRIBUTIONS
STATE TEACHERS RETIREMENT SYSTEM (STRS) OF OHIO

LAST TEN FISCAL YEARS

	<u>2022</u>	<u>2021</u>	<u>2020</u>	<u>2019</u>
Contractually required contribution	\$ -	\$ -	\$ -	\$ -
Contributions in relation to the contractually required contribution	-	-	-	-
Contribution deficiency (excess)	<u>\$ -</u>	<u>\$ -</u>	<u>\$ -</u>	<u>\$ -</u>
District's covered payroll	\$ 5,219,814	\$ 5,630,043	\$ 5,463,350	\$ 5,477,100
Contributions as a percentage of covered payroll	0.00%	0.00%	0.00%	0.00%

SEE ACCOMPANYING NOTES TO THE REQUIRED SUPPLEMENTARY INFORMATION

<u>2018</u>	<u>2017</u>	<u>2016</u>	<u>2015</u>	<u>2014</u>	<u>2013</u>
\$ -	\$ -	\$ -	\$ -	\$ 53,975	\$ 53,579
-	-	-	-	(53,975)	(53,579)
<u>\$ -</u>	<u>\$ -</u>	<u>\$ -</u>	<u>\$ -</u>	<u>\$ -</u>	<u>\$ -</u>
\$ 5,636,407	\$ 5,603,507	\$ 5,241,050	\$ 5,353,579	\$ 5,317,808	\$ 5,357,869
0.00%	0.00%	0.00%	1.00%	1.00%	1.00%

**LOUDONVILLE-PERRYSVILLE EXEMPTED VILLAGE SCHOOL DISTRICT
ASHLAND COUNTY, OHIO**

NOTES TO THE REQUIRED SUPPLEMENTARY INFORMATION
FOR THE FISCAL YEAR ENDED JUNE 30, 2022

PENSION

SCHOOL EMPLOYEES RETIREMENT SYSTEM (SERS) OF OHIO

Changes in benefit terms :

- There were no changes in benefit terms from the amounts reported for fiscal years 2014-2017.
- For fiscal year 2018, SERS changed from a fixed 3% annual increase to a Cost of Living Adjustment (COLA) based on the changes in the Consumer Price Index (CPI-W), with a cap of 2.5% and a floor of 0%.
- There were no changes in benefit terms from the amounts previously reported for fiscal year 2019.
- There were no changes in benefit terms from the amounts previously reported for fiscal year 2020.
- There were no changes in benefit terms from the amounts previously reported for fiscal year 2021.
- For fiscal year 2022, SERS changed from a Cost of Living Adjustment (COLA) of 2.5% to 2.0%.

Changes in assumptions :

- There were no changes in methods and assumptions used in the calculation of actuarial determined contributions for fiscal years 2014-2016.
- For fiscal year 2017, the following changes of assumptions affected the total pension liability since the prior measurement date: (a) the assumed rate of inflation was reduced from 3.25% to 3.00%, (b) payroll growth assumption was reduced from 4.00% to 3.50%, (c) assumed real wage growth was reduced from 0.75% to 0.50%, (d) rates of withdrawal, retirement and disability were updated to reflect recent experience, (e) mortality among active members was updated to RP-2014 Blue Collar Mortality Table with fully generational projection and a five year age set-back for both males and females, (f) mortality among service retired members and beneficiaries was updated to the following RP-2014 Blue Collar Mortality Table with fully generational projection with Scale BB, 120% of male rates and 110% of female rates, (g) mortality among disabled members was updated to RP-2000 Disabled Mortality Table, 90% for male rates and 100% for female rates, set back five years is used for the period after disability retirement and (h) the discount rate was reduced from 7.75% to 7.50%.
- There were no changes in methods and assumptions used in the calculation of actuarial determined contributions for fiscal year 2018.
- There were no changes in methods and assumptions used in the calculation of actuarial determined contributions for fiscal year 2019.
- There were no changes in methods and assumptions used in the calculation of actuarial determined contributions for fiscal year 2020.
- There were no changes in methods and assumptions used in the calculation of actuarial determined contributions for fiscal year 2021.
- For fiscal year 2022, the following changes of assumptions affected the total pension liability since the prior measurement date: (a) wage inflation decreased from 3.00% to 2.40%, (b) future salary increases changed from 3.50%-18.20% to 3.25%-13.58%, (c) investment rate of return decreased from 7.50% to 7.00%, (d) discount rate decreased from 7.50% to 7.00% and (e) mortality tables changed from the RP-2014 Blue Collar mortality table to the PUB-2010 General Employee Amount Weight Below Median Healthy Retiree mortality table.

STATE TEACHERS RETIREMENT SYSTEM (STRS) OF OHIO

Changes in benefit terms :

- There were no changes in benefit terms from the amounts reported for fiscal years 2014-2017.
- For fiscal year 2018, STRS decreased the Cost of Living Adjustment (COLA) to zero.
- There were no changes in benefit terms from amounts previously reported for fiscal year 2019.
- There were no changes in benefit terms from amounts previously reported for fiscal year 2020.
- There were no changes in benefit terms from amounts previously reported for fiscal year 2021.
- There were no changes in benefit terms from amounts previously reported for fiscal year 2022.

(Continued)

**LOUDONVILLE-PERRYSVILLE EXEMPTED VILLAGE SCHOOL DISTRICT
ASHLAND COUNTY, OHIO**

NOTES TO THE REQUIRED SUPPLEMENTARY INFORMATION (CONTINUED)
FOR THE FISCAL YEAR ENDED JUNE 30, 2022

PENSION (CONTINUED)

Changes in assumptions :

- There were no changes in methods and assumptions used in the calculation of actuarial determined contributions for fiscal years 2014-2017.
- For fiscal year 2018, the following changes of assumption affected the total pension liability since the prior measurement date: (a) the long-term expected rate of return was reduced from 7.75% to 7.45%, (b) the inflation assumption was lowered from 2.75% to 2.50%, (c) the payroll growth assumption was lowered to 3.00%, (d) total salary increases rate was lowered by decreasing the merit component of the individual salary increases, in addition to a decrease of 0.25% due to lower inflation, (e) the healthy and disabled mortality assumptions were updated to the RP-2014 mortality tables with generational improvement scale MP-2016 and (f) rates of retirement, termination and disability were modified to better reflect anticipated future experience.
- There were no changes in methods and assumptions used in the calculation of actuarial determined contributions for fiscal year 2019.
- There were no changes in methods and assumptions used in the calculation of actuarial determined contributions for fiscal year 2020.
- There were no changes in methods and assumptions used in the calculation of actuarial determined contributions for fiscal year 2021.
- For fiscal year 2022, the following changes of assumption affected the total pension liability since the prior measurement date: (a) the long-term expected rate of return was reduced from 7.45% to 7.00% and (b) the discount rate of return was reduced from 7.45% to 7.00%.

OTHER POSTEMPLOYMENT BENEFITS (OPEB)

SCHOOL EMPLOYEES RETIREMENT SYSTEM (SERS) OF OHIO

Changes in benefit terms :

- There were no changes in benefit terms from the amounts reported for fiscal years 2014-2022.

Changes in assumptions :

- There were no changes in methods and assumptions used in the calculation of actuarial determined contributions for fiscal year 2017.
- For fiscal year 2018, the following changes of assumptions affected the total OPEB liability since the prior measurement date: (a) assumed rate of inflation was reduced from 3.25% to 3.00%, (b) payroll growth assumption was reduced from 4.00% to 3.50%, (c) assumed real wage growth was reduced from 0.75% to 0.50%, (d) rates of withdrawal, retirement, and disability were updated to reflect recent experience, (e) mortality among active members was updated to the following: RP-2014 Blue Collar Mortality Table with fully generational projection and a five-year age set-back for both males and females, (f) mortality among service retired members and beneficiaries was updated to the following: RP-2014 Blue Collar Mortality Table with fully generational projection with Scale BB, 120% of male rates, and 110% of female rates, (g) mortality among disabled members was updated to the following: RP-2000 Disabled Mortality Table, 90% for male rates and 100% for female rates, set back five years is used for the period after disability retirement, (h) the municipal bond index rate increased from 2.92% to 3.56% and (i) the single equivalent interest rate, net of plan investment expense, including price inflation increased from 2.98% to 3.63%.
- For fiscal year 2019, the following changes of assumptions affected the total OPEB liability since the prior measurement date: (a) the discount rate increased from 3.63% to 3.70%, (b) the health care cost trend rates for Medicare were changed from a range of 5.50%-5.00% to a range of 5.375%-4.75% and Pre-Medicare were changed from a range of 7.50%-5.00% to a range of 7.25%-4.75%, (c) the municipal bond index rate increased from 3.56% to 3.62% and (d) the single equivalent interest rate, net of plan investment expense, including price inflation increased from 3.63% to 3.70%.
- For fiscal year 2020, the following changes of assumptions affected the total OPEB liability since the prior measurement date: (a) the discount rate decreased from 3.70% to 3.22%, (b) the health care cost trend rates for Medicare were changed from a range of 5.375%-4.75% to a range of 5.25%-4.75% and Pre-Medicare were changed from a range of 7.25%-4.75% to a range of 7.00%-4.75%, (c) the municipal bond index rate decreased from 3.62% to 3.13% and (d) the single equivalent interest rate, net of plan investment expense, including price inflation decreased from 3.70% to 3.22%.
- For fiscal year 2021, the following changes of assumptions affected the total OPEB liability since the prior measurement date: (a) the discount rate decreased from 3.22% to 2.63% and (b) the municipal bond index rate decreased from 3.13% to 2.45%.
- For fiscal year 2022, the following changes of assumptions affected the total pension liability since the prior measurement date: (a) wage inflation decreased from 3.00% to 2.40%, (b) future salary increases changed from 3.50%-18.20% to 3.25%-13.58%, (c) investment rate of return decreased from 7.50% to 7.00%, (d) discount rate decreased from 7.50% to 7.00% and (e) mortality tables changed from the RP-2014 Blue Collar mortality table to the PUB-2010 General Employee Amount Weight Below Median Healthy Retiree mortality table.

(Continued)

**LOUDONVILLE-PERRYSVILLE EXEMPTED VILLAGE SCHOOL DISTRICT
ASHLAND COUNTY, OHIO**

NOTES TO THE REQUIRED SUPPLEMENTARY INFORMATION (CONTINUED)
FOR THE FISCAL YEAR ENDED JUNE 30, 2022

OTHER POSTEMPLOYMENT BENEFITS (OPEB) (CONTINUED)

STATE TEACHERS RETIREMENT SYSTEM (STRS) OF OHIO

Changes in benefit terms :

- There were no changes in benefit terms from the amounts previously reported for fiscal year 2017.
- For fiscal year 2018, STRS reduced the subsidy multiplier for non-Medicare benefit recipients from 2.1% to 1.9% per year of service. Medicare Part B premium reimbursements were discontinued for certain survivors and beneficiaries and all remaining Medicare Part B premium reimbursements will be discontinued beginning January 2019.
- For fiscal year 2019, STRS increased the subsidy multiplier for non-Medicare benefit recipients from 1.9% to 1.944% per year of service effective January 1, 2019. The non-Medicare frozen subsidy base premium was increased January 1, 2019 and all remaining Medicare Part B premium reimbursements will be discontinued beginning January 1, 2020.
- For fiscal year 2020, STRS increased the subsidy percentage from 1.944% to 1.984% effective January 1, 2020. The Medicare subsidy percentages were adjusted effective January 1, 2021 to 2.1% for the Medicare plan. The Medicare Part B monthly reimbursement elimination date was postponed to January 1, 2021.
- For fiscal year 2021, the non-Medicare subsidy percentage was increased effective January 1, 2021 from 1.984% to 2.055% per year of service. The non-Medicare frozen subsidy base premium was increased effective January 1, 2021. The Medicare subsidy percentages were adjusted effective January 1, 2021 to 2.1% for the AMA Medicare plan. The Medicare Part B monthly reimbursement elimination date was postponed indefinitely.
- For fiscal year 2022, the non-Medicare subsidy percentage was increased effective January 1, 2022 from 2.055% to 2.100%. The non-Medicare frozen subsidy base premium was increased effective January 1, 2022. The Medicare Part D subsidy was updated to reflect it is expected to be negative in CY2022. The Part B monthly reimbursement elimination date was postponed indefinitely.

Changes in assumptions :

- There were no changes in methods and assumptions used in the calculation of actuarial determined contributions for fiscal year 2017.
- For fiscal year 2018, the following changes of assumptions affected the total OPEB liability since the prior measurement date: (a) the discount rate was increased from 3.26% to 4.13% based on the methodology defined under GASB Statement No. 74, Financial Reporting for Postemployment Benefit Plans Other Than Pension Plans (OPEB), (b) the long term expected rate of return was reduced from 7.75% to 7.45%, (c) valuation year per capita health care costs were updated, and the salary scale was modified, (d) the percentage of future retirees electing each option was updated based on current data and the percentage of future disabled retirees and terminated vested participants electing health coverage were decreased and (e) the assumed mortality, disability, retirement, withdrawal and future health care cost trend rates were modified along with the portion of rebated prescription drug costs.
- For fiscal year 2019, the following changes of assumptions affected the total OPEB liability/asset since the prior measurement date: (a) the discount rate was increased from the blended rate of 4.13% to the long-term expected rate of return of 7.45% based on the methodology defined under GASB Statement No. 74, Financial Reporting for Postemployment Benefit Plans Other Than Pension Plans (OPEB) and (b) decrease in health care cost trend rates from 6.00%-11.00% initial; 4.50% ultimate down to Medical Pre-Medicare 6.00% and Medicare 5.00% initial; 4.00% ultimate and Prescription Drug Pre-Medicare 8.00% and Medicare (5.23%) initial; 4.00% ultimate.
- For fiscal year 2020, health care cost trend rates were changed to the following: medical pre-Medicare from 6.00% initial - 4.00% ultimate down to 5.87% initial - 4.00% ultimate; medical Medicare from 5.00% initial - 4.00% ultimate down to 4.93% initial - 4.00% ultimate; prescription drug pre-Medicare from 8.00% initial - 4.00% ultimate down to 7.73% initial - 4.00% ultimate and (5.23%) initial - 4.00% ultimate up to 9.62% initial - 4.00% ultimate.
- For fiscal year 2021, health care cost trend rates were changed to the following: medical pre-Medicare from 5.87% initial - 4.00% ultimate down to 5.00% initial - 4.00% ultimate; medical Medicare from 4.93% initial - 4.00% ultimate down to -6.69% initial - 4.00% ultimate; prescription drug pre-Medicare from 7.73% initial - 4.00% ultimate down to 6.50% initial - 4.00% ultimate; prescription drug Medicare from 9.62% initial - 4.00% ultimate up to 11.87% initial - 4.00% ultimate.
- For fiscal year 2022, the following changes of assumption affected the total OPEB liability since the prior measurement date: (a) the long-term expected rate of return was reduced from 7.45% to 7.00%, (b) the discount rate of return was reduced from 7.45% to 7.00% and (c) health care cost trend rates were changed to the following: medical Medicare from -6.69% initial - 4.00% ultimate down to -16.18% initial - 4.00% ultimate; prescription drug Medicare from 11.87% initial - 4.00% ultimate up to 29.98% initial - 4.00% ultimate.

**LOUDONVILLE-PERRYVILLE EXEMPTED VILLAGE SCHOOL DISTRICT
ASHLAND COUNTY**

**SCHEDULE OF EXPENDITURES OF FEDERAL AWARDS
FOR THE YEAR ENDED JUNE 30, 2022**

FEDERAL GRANTOR Pass Through Grantor Program / Cluster Title	Assistance Listing Number	Total Federal Expenditures
U.S. DEPARTMENT OF AGRICULTURE		
<i>Passed Through Ohio Department of Education</i>		
Child Nutrition Cluster:		
Non-Cash Assistance (Food Distribution)		
National School Lunch Program	10.555	\$ 47,118
Cash Assistance:		
School Breakfast Program	10.553	91,129
National School Lunch Program	10.555	332,787
COVID-19 - National School Lunch Program		12,895
Total Child Nutrition Cluster		483,929
COVID-19 - Pandemic EBT Administrative Costs		614
Total U.S. Department of Agriculture		484,543
U.S. DEPARTMENT OF EDUCATION		
<i>Passed Through Ohio Department of Education</i>		
COVID-19 - Education Stabilization Fund	84.425D	398,553
Special Education Cluster:		
Special Education - Grants to States	84.027A	259,980
Special Education - Preschool Grants	84.173A	18,248
Total Special Education Cluster		278,228
Title I Grants to Local Educational Agencies	84.010A	568,006
Improving Teacher Quality State Grants	84.367A	43,430
English Language Acquisition State Grants	84.365A	511
Student Support and Academic Enrichment Program	84.424A	19,505
Total U.S. Department of Education		1,308,233
U.S. DEPARTMENT OF TREASURY		
<i>Passed Through Ohio Department of Education</i>		
COVID-19 - Coronavirus Relief Fund	21.019	325
Total Expenditures of Federal Awards		\$1,793,101

The accompanying notes are an integral part of this schedule.

**LOUDONVILLE-PERRYSVILLE EXEMPTED VILLAGE SCHOOL DISTRICT
ASHLAND COUNTY**

**NOTES TO THE SCHEDULE OF EXPENDITURES OF FEDERAL AWARDS
2 CFR 200.510(b)(6)
FOR THE YEAR ENDED JUNE 30, 2022**

NOTE A – BASIS OF PRESENTATION

The accompanying Schedule of Expenditures of Federal Awards (the Schedule) includes the federal award activity of Loudonville-Perrysville Exempted Village School District, Ashland County (the District) under programs of the federal government for the year ended June 30, 2022. The information on this Schedule is prepared in accordance with the requirements of Title 2 U.S. *Code of Federal Regulations* Part 200, *Uniform Administrative Requirements, Cost Principles, and Audit Requirements for Federal Awards* (Uniform Guidance). Because the Schedule presents only a selected portion of the operations of the District, it is not intended to and does not present the financial position, changes in net position, or cash flows of the District.

NOTE B – SUMMARY OF SIGNIFICANT ACCOUNTING POLICIES

Expenditures reported on the Schedule are reported on the cash basis of accounting. Such expenditures are recognized following the cost principles contained in Uniform Guidance wherein certain types of expenditures may or may not be allowable or may be limited as to reimbursement.

NOTE C – INDIRECT COST RATE

The District has elected not to use the 10-percent de minimis indirect cost rate as allowed under the Uniform Guidance.

NOTE D - CHILD NUTRITION CLUSTER

The District commingles cash receipts from the U.S. Department of Agriculture with similar State grants. When reporting expenditures on this Schedule, the District assumes it expends federal monies first.

NOTE E - FOOD DONATION PROGRAM

The District reports commodities consumed on the Schedule at the entitlement value. The District allocated donated food commodities to the respective program that benefitted from the use of those donated food commodities.

OHIO AUDITOR OF STATE KEITH FABER



88 East Broad Street
Columbus, Ohio 43215
ContactUs@ohioauditor.gov
(800) 282-0370

INDEPENDENT AUDITOR'S REPORT ON INTERNAL CONTROL OVER FINANCIAL REPORTING AND ON COMPLIANCE AND OTHER MATTERS REQUIRED BY GOVERNMENT AUDITING STANDARDS

Loudonville-Perrysville Exempted Village School District
Ashland County
210 East Main Street
Loudonville, Ohio 44842

To the Board of Education:

We have audited, in accordance with the auditing standards generally accepted in the United States of America and the standards applicable to financial audits contained in *Government Auditing Standards* issued by the Comptroller General of the United States (*Government Auditing Standards*), the financial statements of the governmental activities, the major fund, and the aggregate remaining fund information of the Loudonville-Perrysville Exempted Village School District of the Loudonville-Perrysville Exempted Village School District, Ashland County, (the District) as of and for the year ended June 30, 2022, and the related notes to the financial statements, which collectively comprise the District's basic financial statements and have issued our report thereon dated March 3, 2023, wherein we noted the financial impact of COVID-19 and the continuing emergency measures may impact subsequent periods of the District.

Report on Internal Control Over Financial Reporting

In planning and performing our audit of the financial statements, we considered the District's internal control over financial reporting (internal control) as a basis for designing audit procedures that are appropriate in the circumstances for the purpose of expressing our opinion on the financial statements, but not for the purpose of expressing an opinion on the effectiveness of the District's internal control. Accordingly, we do not express an opinion on the effectiveness of the District's internal control.

A *deficiency in internal control* exists when the design or operation of a control does not allow management or employees, in the normal course of performing their assigned functions, to prevent, or detect and correct misstatements on a timely basis. A *material weakness* is a deficiency, or a combination of deficiencies, in internal control, such that there is a reasonable possibility that a material misstatement of the District's financial statements will not be prevented, or detected and corrected, on a timely basis. A *significant deficiency* is a deficiency, or a combination of deficiencies, in internal control that is less severe than a material weakness, yet important enough to merit attention by those charged with governance.

Our consideration of internal control was for the limited purpose described in the first paragraph of this section and was not designed to identify all deficiencies in internal control that might be material weaknesses or significant deficiencies. Given these limitations, during our audit we did not identify any deficiencies in internal control that we consider to be material weaknesses. However, material weaknesses or significant deficiencies may exist that were not identified.

Report on Compliance and Other Matters

As part of obtaining reasonable assurance about whether the District's financial statements are free from material misstatement, we performed tests of its compliance with certain provisions of laws, regulations, contracts, and grant agreements, noncompliance with which could have a direct and material effect on the financial statements. However, providing an opinion on compliance with those provisions was not an objective of our audit and accordingly, we do not express such an opinion. The results of our tests disclosed no instances of noncompliance or other matters that are required to be reported under *Government Auditing Standards*.

Purpose of This Report

The purpose of this report is solely to describe the scope of our testing of internal control and compliance and the results of that testing, and not to provide an opinion on the effectiveness of the District's internal control or on compliance. This report is an integral part of an audit performed in accordance with *Government Auditing Standards* in considering the District's internal control and compliance. Accordingly, this communication is not suitable for any other purpose.



Keith Faber
Auditor of State
Columbus, Ohio

March 3, 2023

OHIO AUDITOR OF STATE KEITH FABER



88 East Broad Street
Columbus, Ohio 43215
ContactUs@ohioauditor.gov
(800) 282-0370

INDEPENDENT AUDITOR'S REPORT ON COMPLIANCE WITH REQUIREMENTS APPLICABLE TO THE MAJOR FEDERAL PROGRAM AND ON INTERNAL CONTROL OVER COMPLIANCE AND ON THE SCHEDULE OF EXPENDITURES OF FEDERAL AWARDS REQUIRED BY THE UNIFORM GUIDANCE

Loudonville-Perrysville Exempted Village School District
Ashland County
210 East Main Street
Loudonville, Ohio 44842

To the Board of Education:

Report on Compliance for the Major Federal Program

Opinion on the Major Federal Program

We have audited Loudonville-Perrysville Exempted Village School District's, Ashland County, (the District) compliance with the types of compliance requirements identified as subject to audit in the U.S. Office of Management and Budget (OMB) *Compliance Supplement* that could have a direct and material effect on the Loudonville-Perrysville Exempted Village School District's major federal program for the year ended June 30, 2022. Loudonville-Perrysville Exempted Village School District's major federal program is identified in the *Summary of Auditor's Results* section of the accompanying schedule of findings.

In our opinion, Loudonville-Perrysville Exempted Village School District complied, in all material respects, with the compliance requirements referred to above that could have a direct and material effect on its major federal program for the year ended June 30, 2022.

Basis for Opinion on the Major Federal Program

We conducted our audit of compliance in accordance with auditing standards generally accepted in the United States of America (GAAS); the standards applicable to financial audits contained in *Government Auditing Standards* issued by the Comptroller General of the United States (*Government Auditing Standards*); and the audit requirements of Title 2 U.S. *Code of Federal Regulations* Part 200, *Uniform Administrative Requirements, Cost Principles, and Audit Requirements for Federal Awards* (Uniform Guidance). Our responsibilities under those standards and the Uniform Guidance are further described in the *Auditor's Responsibilities for the Audit of Compliance* section of our report.

We are required to be independent of the District and to meet our other ethical responsibilities, in accordance with relevant ethical requirements relating to our audit. We believe that the audit evidence we have obtained is sufficient and appropriate to provide a basis for our opinion on compliance for the major federal program. Our audit does not provide a legal determination of the District's compliance with the compliance requirements referred to above.

Responsibilities of Management for Compliance

The District's Management is responsible for compliance with the requirements referred to above and for the design, implementation, and maintenance of effective internal control over compliance with the requirements of laws, statutes, regulations, rules, and provisions of contracts or grant agreements applicable to the District's federal programs.

Auditor's Responsibilities for the Audit of Compliance

Our objectives are to obtain reasonable assurance about whether material noncompliance with the compliance requirements referred to above occurred, whether due to fraud or error, and express an opinion on the District's compliance based on our audit. Reasonable assurance is a high level of assurance but is not absolute assurance and therefore is not a guarantee that an audit conducted in accordance with GAAS, *Government Auditing Standards*, and the Uniform Guidance will always detect material noncompliance when it exists. The risk of not detecting material noncompliance resulting from fraud is higher than for that resulting from error, as fraud may involve collusion, forgery, intentional omissions, misrepresentations, or the override of internal control. Noncompliance with the compliance requirements referred to above is considered material, if there is a substantial likelihood that, individually or in the aggregate, it would influence the judgment made by a reasonable user of the report on compliance about the District's compliance with the requirements of the major federal program as a whole.

In performing an audit in accordance with GAAS, *Government Auditing Standards*, and the Uniform Guidance, we:

- exercise professional judgment and maintain professional skepticism throughout the audit.
- identify and assess the risks of material noncompliance, whether due to fraud or error, and design and perform audit procedures responsive to those risks. Such procedures include examining, on a test basis, evidence regarding the District's compliance with the compliance requirements referred to above and performing such other procedures as we considered necessary in the circumstances.
- obtain an understanding of the District's internal control over compliance relevant to the audit in order to design audit procedures that are appropriate in the circumstances and to test and report on internal control over compliance in accordance with the Uniform Guidance, but not for the purpose of expressing an opinion on the effectiveness of the District's internal control over compliance. Accordingly, no such opinion is expressed.

We are required to communicate with those charged with governance regarding, among other matters, the planned scope and timing of the audit and any significant deficiencies and material weaknesses in internal control over compliance that we identified during the audit.

Report on Internal Control Over Compliance

A deficiency in internal control over compliance exists when the design or operation of a control over compliance does not allow management or employees, in the normal course of performing their assigned functions, to prevent, or detect and correct, noncompliance with a type of compliance requirement of a federal program on a timely basis. *A material weakness in internal control over compliance* is a deficiency, or combination of deficiencies, in internal control over compliance, such that there is a reasonable possibility that material noncompliance with a type of compliance requirement of a federal program will not be prevented, or detected and corrected, on a timely basis. *A significant deficiency in internal control over compliance* is a deficiency, or a combination of deficiencies, in internal control over compliance with a type of compliance requirement of a federal program that is less severe than a material weakness in internal control over compliance, yet important enough to merit attention by those charged with governance.

Our consideration of internal control over compliance was for the limited purpose described in the *Auditor's Responsibilities for the Audit of Compliance* section above and was not designed to identify all deficiencies in internal control over compliance that might be material weaknesses or significant deficiencies in internal control over compliance. Given these limitations, during our audit we did not identify any deficiencies in internal control over compliance that we consider to be material weaknesses, as defined above. However, material weaknesses or significant deficiencies in internal control over compliance may exist that were not identified.

Our audit was not designed for the purpose of expressing an opinion on the effectiveness of internal control over compliance. Accordingly, no such opinion is expressed.

The purpose of this report on internal control over compliance is solely to describe the scope of our testing of internal control over compliance and the results of this testing based on the requirements of the Uniform Guidance. Accordingly, this report is not suitable for any other purpose.



Keith Faber
Auditor of State
Columbus, Ohio

March 3, 2023

THIS PAGE INTENTIONALLY LEFT BLANK

**LOUDONVILLE-PERRYSVILLE EXEMPTED VILLAGE SCHOOL DISTRICT
ASHLAND COUNTY**

**SCHEDULE OF FINDINGS
2 CFR § 200.515
JUNE 30, 2022**

1. SUMMARY OF AUDITOR'S RESULTS

(d)(1)(i)	Type of Financial Statement Opinion	Unmodified
(d)(1)(ii)	Were there any material weaknesses in internal control reported at the financial statement level (GAGAS)?	No
(d)(1)(ii)	Were there any significant deficiencies in internal control reported at the financial statement level (GAGAS)?	No
(d)(1)(iii)	Was there any reported material noncompliance at the financial statement level (GAGAS)?	No
(d)(1)(iv)	Were there any material weaknesses in internal control reported for major federal programs?	No
(d)(1)(iv)	Were there any significant deficiencies in internal control reported for major federal programs?	No
(d)(1)(v)	Type of Major Programs' Compliance Opinion	Unmodified
(d)(1)(vi)	Are there any reportable findings under 2 CFR § 200.516(a)?	No
(d)(1)(vii)	Major Programs (list):	Education Stabilization Fund – AL #84.425
(d)(1)(viii)	Dollar Threshold: Type A/B Programs	Type A: > \$ 750,000 Type B: all others
(d)(1)(ix)	Low Risk Auditee under 2 CFR § 200.520?	Yes

**2. FINDINGS RELATED TO THE FINANCIAL STATEMENTS
REQUIRED TO BE REPORTED IN ACCORDANCE WITH GAGAS**

None.

3. FINDINGS AND QUESTIONED COSTS FOR FEDERAL AWARDS

None.

THIS PAGE INTENTIONALLY LEFT BLANK

OHIO AUDITOR OF STATE KEITH FABER



LOUDONVILLE-PERRYSVILLE EXEMPTED VILLAGE SCHOOL DISTRICT

ASHLAND COUNTY

AUDITOR OF STATE OF OHIO CERTIFICATION

This is a true and correct copy of the report, which is required to be filed pursuant to Section 117.26, Revised Code, and which is filed in the Office of the Ohio Auditor of State in Columbus, Ohio.



Certified for Release 3/28/2023

88 East Broad Street, Columbus, Ohio 43215
Phone: 614-466-4514 or 800-282-0370

This report is a matter of public record and is available online at
www.ohioauditor.gov