

CITY OF STEUBENVILLE, OHIO



Municipal Building

ANNUAL COMPREHENSIVE FINANCIAL REPORT

FOR THE YEAR ENDED DECEMBER 31, 2022

OHIO AUDITOR OF STATE
KEITH FABER



88 East Broad Street
Columbus, Ohio 43215
IPARreport@ohioauditor.gov
(800) 282-0370

Members of Council
City of Steubenville
115 South Third Street
Steubenville, Ohio 43952

We have reviewed the *Independent Auditor's Report* of the City of Steubenville, Jefferson County, prepared by Julian & Grube, Inc., for the audit period January 1, 2022 through December 31, 2022. Based upon this review, we have accepted these reports in lieu of the audit required by Section 117.11, Revised Code. The Auditor of State did not audit the accompanying financial statements and, accordingly, we are unable to express, and do not express an opinion on them.

Our review was made in reference to the applicable sections of legislative criteria, as reflected by the Ohio Constitution, and the Revised Code, policies, procedures and guidelines of the Auditor of State, regulations and grant requirements. The City of Steubenville is responsible for compliance with these laws and regulations.

A handwritten signature in black ink that reads "Keith Faber".

Keith Faber
Auditor of State
Columbus, Ohio

August 11, 2023

This page intentionally left blank.

CITY OF STEUBENVILLE, OHIO

ANNUAL COMPREHENSIVE FINANCIAL REPORT FOR THE YEAR ENDED DECEMBER 31, 2022



PREPARED BY:

DAVID R. LEWIS, FINANCE DIRECTOR

115 SOUTH THIRD STREET
STEUBENVILLE, OHIO 43952

CITY OF STEUBENVILLE, OHIO

**ANNUAL COMPREHENSIVE FINANCIAL REPORT
FOR THE YEAR ENDED DECEMBER 31, 2022**

TABLE OF CONTENTS

I. INTRODUCTORY SECTION

Letter of Transmittal	1-5
List of Principal City Officials	6
Organizational Chart.....	7
Government Finance Officers Association Certificate of Achievement for Excellence in Financial Reporting	8

II. FINANCIAL SECTION

INDEPENDENT AUDITOR’S REPORT.....	9-11
MANAGEMENT’S DISCUSSION AND ANALYSIS	13-26
BASIC FINANCIAL STATEMENTS:	
Government-Wide Financial Statements:	
Statement of Net Position	27
Statement of Activities	28-29
Fund Financial Statements:	
Balance Sheet - Governmental Funds	30
Reconciliation of Total Governmental Fund Balances to Net Position of Governmental Activities.....	31
Statement of Revenues, Expenditures and Changes in Fund Balances - Governmental Funds	32
Reconciliation of the Statement of Revenues, Expenditures and Changes in Fund Balances of Governmental Funds to the Statement of Activities	33
Statement of Revenues, Expenditures and Changes in Fund Balance - Budget and Actual (Non-GAAP Budgetary Basis):	
General Fund.....	34
American Rescue Plan Act Fund	35
Statement of Fund Net Position - Proprietary Funds.....	36-37
Statement of Revenues, Expenses and Changes in Fund Net Position - Proprietary Funds	38
Statement of Cash Flows - Proprietary Funds	40-41
Statement of Fiduciary Assets and Liabilities - Fiduciary Fund	42
Statement of Changes in Fiduciary Net Position - Fiduciary Fund	43
Notes to the Basic Financial Statements	44-95

REQUIRED SUPPLEMENTARY INFORMATION:

Schedule of the City’s Proportionate Share of the Net Pension Liability/Net Pension Asset:

Ohio Public Employees Retirement System (OPERS).....	98-99
Ohio Police and Fire (OP&F) Pension Fund	100-101

Schedule of City Pension Contributions:

Ohio Public Employees Retirement System (OPERS).....	102-103
Ohio Police and Fire (OP&F) Pension Fund	104-105

Schedule of the City’s Proportionate Share of the Net OPEB Liability/Net OPEB Asset:

Ohio Public Employees Retirement System (OPERS).....	106-107
Ohio Police and Fire (OP&F) Pension Fund	108-109

Schedule of City Pension Contributions:

Ohio Public Employees Retirement System (OPERS).....	110-111
Ohio Police and Fire (OP&F) Pension Fund	112-113

Notes to Required Supplementary Information	114-117
---	---------

COMBINING STATEMENTS AND INDIVIDUAL FUND SCHEDULES:

Combining Statements and Individual Fund Schedules - Governmental Funds:

Fund Descriptions - Governmental Funds	120-123
--	---------

Schedules of Revenues, Expenditures and Changes in Fund

Balance - Budget and Actual (Non-GAAP Budgetary Basis)

General Fund.....	124-127
Unclaimed Monies Fund	128
General Reserve Fund	129
American Rescue Plan Act Fund	130
.7% City Income Tax - Street Improvement Fund	131

Combining Balance Sheet - Nonmajor Governmental Funds	132
---	-----

Combining Statement of Revenues, Expenditures and Changes in

Fund Balances - Nonmajor Governmental Funds.....	133
--	-----

Combining Balance Sheet - Nonmajor Special Revenue Funds.....	134-140
---	---------

Combining Statement of Revenues, Expenditures and Changes in

Fund Balances - Nonmajor Special Revenue Funds.....	142-149
---	---------

Schedules of Revenues, Expenditures and Changes in Fund Balance -
Budget and Actual (Non-GAAP Budgetary Basis):

Street Maintenance and Repair Fund	150
State Highway Improvement Fund.....	151
Litter Fund.....	152
Hotel/Motel Tax Fund.....	153
Improvement Bond Escrow Fund.....	154
Floto Historical Site Fund	155
Demolition Bond Trust Fund	156
Indigent Drivers Fund	157
Enforcement and Education Fund	158
OneOhio Opioid Litigation Fund	159
Law Enforcement Trust Fund	160
South End Economic Development Fund	161
Property Maintenance Code Enforcement Fund	162

COMBINING STATEMENTS AND INDIVIDUAL FUND SCHEDULES (CONTINUED):

Drug Dog Fund	163
Summer Food Program Fund	164
Special Assessments Fund	165
Municipal Court Special Project Fund - Probation	166
Motor Vehicle License Tax Fund.....	167
Zoning and Planning Fund	168
Police Education Trust Fund.....	169
Special Projects Fund.....	170
IDIAM Court Fund	171
Court Community Correction Act Grant Fund.....	172
Fiber Infrastructure Fund	173
Mears Relief Fund.....	174
Community Development Fund.....	175
CDP - Revolving Loan Fund.....	176
CHIP Loan Fund	177
Municipal Court Special Project Fund.....	178
Mentoring Program Fund.....	179
Fire Damage Removal Fund	180
Zoning and Rezoning Fund.....	181
CDBG CARES Act Fund.....	182
Municipal Court Mental Health Fund	183
General Bond Retirement Fund.....	184
 Combining Balance Sheet - Nonmajor Capital Projects Funds.....	 186-187
 Combining Statement of Revenues, Expenditures and Changes in Fund Balances - Nonmajor Capital Projects Funds	 188-189
 Schedules of Revenues, Expenditures and Changes in Fund Balance - Budget and Actual (Non-GAAP Budgetary Basis):	
Capital Improvement Fund.....	190
Municipal Court Improvement Fund.....	191
.7% City Income Tax - Equipment Improvement Fund	192
.7% City Income Tax - Recreation Improvement Fund	193
 Combining Statements and Individual Fund Schedules - Proprietary Funds:	
Fund Descriptions - Proprietary Funds.....	194
Schedules of Revenues, Expenses and Changes in Fund Equity - Budget and Actual (Non-GAAP Budgetary Basis):	
Water Fund.....	195
Sewer Fund.....	196
Refuse Fund	197
Health Assurance Fund	198
Fund Descriptions - Custodial Fund.....	199

III. STATISTICAL SECTION

Table of Contents.....	201
Net Position by Component - Last Ten Years	202-203
Net Position Chart by Year - Last Ten Years	204
Changes in Net Position - Last Ten Years.....	206-209
Fund Balances, Governmental Funds - Last Ten Years.....	210-211

STATISTICAL SECTION (CONTINUED):

Changes in Fund Balances, Governmental Funds - Last Ten Years	212-213
General Fund Expenditures Chart by Department - Current Year	214
Enterprise Fund Expenses Chart by Department - Current Year	215
Assessed Valuation and Estimated Actual Value of Taxable Property - Last Ten Years.....	216-217
Direct and Overlapping Property Tax Rates - Last Ten Years.....	218-219
Principal Property Taxpayers - Current Year and Nine Years Ago	220
Property Tax Levies and Collections - Last Ten Years.....	221
Income Tax Rate and Collections - Last Ten Years.....	222
Ratios of Outstanding Debt by Type - Last Ten Years	224-225
Ratio of General Bonded Debt to Assessed Value and Bonded Debt Per Capita - Last Ten Years.....	226
Direct and Overlapping Governmental Activities Debt as of December 31, 2022.....	227
Water OWDA Pledged Revenue Coverage - Last Ten Years.....	228
Sewer OWDA Pledged Revenue Coverage - Last Ten Years.....	229
Sewer Revenue Bond Pledged Revenue Coverage - Last Nine Years.....	230
Computation of Legal Debt Margin - Last Ten Years	232-233
Demographic and Economic Statistics - Last Ten Years	234
Principal Employers - Current Year and Nine Years Ago	235
Full Time Equivalent City Employees by Function/Program - Last Ten Years.....	236-237
Operating Indicators by Function - Last Ten Years	238-239
Capital Assets Statistics by Function - Last Ten Years	240-241

INTRODUCTORY SECTION



City of Steubenville

Finance Office

115 South Third Street ▪ Suite 106 ▪ Steubenville, Ohio 43952 ▪ Phone: 740.283.6000 ext. 1300

Fax: 740.283.6165 ▪ Website: www.cityofsteubenville.us ▪ Email: finance@cityofsteubenville.us

June 26, 2023

Honorable Mayor, Members of City Council
And Citizens of Steubenville
Steubenville, Ohio

The Annual Comprehensive Financial Report (ACFR) of the City of Steubenville, Ohio (City) is hereby presented. This ACFR represents the official report of the City of Steubenville's operations and financial position for the year ended December 31, 2022, and has been developed to accurately detail the status of the City finances to Steubenville residents and elected officials, investment banks and underwriters and all other interested parties. This report is presented in compliance with Governmental Accounting Standards Board (GASB) Statement No. 34, "Basic Financial Statements - and Management's Discussion and Analysis - for State and Local Governments". It is intended to provide all pertinent and necessary information to the citizens of Steubenville.

Responsibility for the accuracy of the data contained herein, for the completeness and fairness of the presentation and for all disclosure rests with the City's management. To the best of the City's knowledge, the financial and other data contained in this report fairly present the financial position and results of operations of the City. All necessary disclosures to enable the citizens and other readers to understand the City's financial activities are included in this report.

The City is responsible for establishing and maintaining an internal control structure designed to protect its assets from loss, theft or misuse. Furthermore, the accounting system must be adequate to allow for the preparation of financial statements in conformity with generally accepted accounting principles. The internal control structure is designed to provide reasonable, but not absolute, assurance that these objectives are met. The concept of reasonable assurance recognizes that the cost of a control should not exceed the benefits likely to be derived and that the valuation of costs and benefits requires estimates and judgments by management.

The City is required by State law to have an annual audit performed by the Auditor of State's Office or an independent public accounting firm, if permitted by the Auditor of State. Julian & Grube performed the audit for the year ended December 31, 2022. The City continues to receive an unmodified opinion. The Independent Auditor's Report on the City's financial statements is included in the Financial Section of this report.

As a part of the City's independent audit, tests are made to determine the adequacy of the internal control structure, including that portion related to federal financial assistance programs, as well as to determine that the City has complied with applicable laws and regulations. The results of the City's independent audit for the year ended December 31, 2022 provided no instances of material weaknesses in the internal control structure or significant violations of applicable laws and regulations.

This transmittal letter is designed to provide historical information about the City, as well as compliment the required Management's Discussion and Analysis (MD&A). Generally accepted accounting principles require that management provide a narrative introduction, overview, and analysis to accompany the basic financial statements. The City's MD&A, which focuses on the government-wide statements, can be found immediately following the Independent Auditor's Report.

Community Profile

The City of Steubenville is located in east central Ohio along the west bank of the Ohio River. Founded in 1797, Steubenville operates under a council-manager form of government which was adopted by its voters in 1984. The City is governed by an elected Mayor and a seven member City Council. During its heyday of the 1940s, Steubenville was popularly known as “Little Chicago” due to its prolific industry and downtown bustle. The City is now known as the “City of Murals” because of over 25 murals located in and around the downtown area. Today, the City of Steubenville covers an area of approximately ten square miles and is the largest city in Jefferson County with a population of 18,335. The City is also the Jefferson County Seat.

The City is served by diversified transportation facilities. Approximately 20 motor freight carriers and local haulers serve the Jefferson County area. Railway service is provided by the Norfolk Southern Railway, the Wheeling Lake Erie Railway, and the Ohio Central Rail Corporation. Nationwide bus transportation service to the area is provided by Greyhound. Local bus service is provided by the Steel Valley Transit Authority. Airline services to the area are provided by the Jefferson County Airport and the Pittsburgh International Airport, which is approximately 22 miles east of the City. The City also has a port on the Ohio River.

The major highways in the City are State Route 7, which runs north-south through the City, and U.S. Route 22, which runs east-west and directly links the City with Pittsburgh, Pennsylvania. The City is located within a day’s drive of 60 percent of the U.S. population.

The City is served by a number of commercial banks and savings and loan associations with headquarters outside the City.

Primary education services are provided by the Steubenville City School District. The western portion of the City is served by the Indian Creek Local School District. Secondary and post-secondary educational services are provided by a number of public and private colleges and universities located within the City or within commuting distance. The Franciscan University of Steubenville and Eastern Gateway Community College are both located within the City. The University of Pittsburgh, Bethany College, West Liberty University, West Virginia Northern Community College, and Carnegie-Mellon University are all located within commuting distance of the City. The City is served by the Public Library of Steubenville and Jefferson County, which was named for and funded by industrialist Andrew Carnegie.

The City provides a full range of municipal services mandated by statute or charter, including police and fire protection, parks, recreation, street maintenance, planning, zoning and other general government services. In addition, water, sewer and refuse services are provided under the enterprise fund concept with user charges set to ensure adequate coverage of operating expenses and payments on outstanding debt.

Economic Condition and Outlook

Local Economy

Steubenville’s local economy has evolved in recent years from a center of steel and coal production to one of education and healthcare. Today’s local economy is supported to a large extent by the employment at The Franciscan University of Steubenville and Eastern Gateway Community College. Also, an abundance of nursing homes and healthcare facilities including Trinity Healthcare System employ many, and are one of the largest sources of local income tax revenue. These facilities provide a steady employment base and are a source of much of the building construction currently going on in the City.

A rather large number of local citizens work in Pittsburgh, Pennsylvania and its suburbs. There is a base of small manufacturing and service sector jobs that don’t exist as much in Steubenville. The City, through the local economic development group, “Jefferson County Port Authority,” has been promoting increasing manufacturing jobs in the area. The success has been mixed so far, but the City is optimistic that improvement is coming.

The State of Ohio, Jefferson County, and the Tri-State Area has seen positive impacts from the natural gas and oil industry. With the majority of the activity within the eastern portion of Ohio, Jefferson County and Steubenville should continue to see an increase in economic development and employment.

Long-Term Financial Planning

Local economic changes in past years have caused some reason for concern regarding the City's long-term financial planning. Fortunately, the City's income tax revenues have remained relatively stable or have increased. However, in order to avoid any potential revenue shortfalls should income tax collections decline significantly; the City has taken a conservative approach with current spending. Budget restraints and cash forecasting have been implemented in order to curb spending and help maintain a sufficient spending reserve as a hedge against future revenue shortfalls.

City Council is required to adopt a final budget no later than the close of the year. During the budget process Council also updates a five-year capital improvement plan. This annual budget and capital improvement plan serves as the foundation for the City's financial planning and control. The budget is prepared at the legal level of budgetary control, which is by office, department, and division, and within each, appropriated for personal services level for all funds.

With the decrease in the Local Government Revenue Fund and elimination of the City receiving Estate Tax Funds, the City has had to make difficult decisions in regards to employee benefits and downsizing of staff. If the State of Ohio continues to further eliminate the distribution of the Local Government Revenue Fund, the City will have to look at prioritizing services to its citizens further. Any increase in income tax revenue from economic development will assist in offsetting the decrease in revenue received from the State.

As of the date of this letter, the net revenue effects from COVID-19 have been minimal. City income tax revenues dropped for a few months during the early months of the pandemic. Tax collections returned to normal levels a few months later. In 2020, the City responded by temporary suspending hiring and cutting back on expenses as much as possible. Towards the end of 2020, the City received several rebates from the State workers compensation system. With the cuts the City made and the unexpected workers compensation rebates, the City was able to finish 2020 with a surplus. Income tax revenues were up in 2021 and 2022. The City is continuing to monitor revenue closely and is adjusting expenses when needed.

The City received \$1.8 million in CARES Act funding in 2020 to help with COVID related expense. The City received \$14.6 million in funding from the American Rescue Plan Act (ARPA) of 2021. The City's spending plan for the \$14.6 million in funding is currently being finalized. During 2022, the City used \$10 million in ARPA funds to offset revenue loss in the general fund. The City is currently planning to spend a large portion of the remaining funds on water and sewer infrastructure improvements.

Major Initiatives

The City of Steubenville has been active in improving its infrastructure and completing various projects to enhance economic development. One recent accomplishment is the completion of the Lovers Lane Phase 2 project, a \$2.68 million intersection improvement project at Lovers Lane and Sunset Boulevard, which is part of a larger multi-phase project to widen Lovers Lane. Phase 1 was a \$1.9 million roundabout project at Lovers Lane and Mall Drive. Phase 3, the widening phase, is currently being designed, with construction planned for 2024.

Several resurfacing projects were also completed in 2022 using funds from the City's hot mix budget, an OPWC grant, and some of the City's Community Development Block Grant (CDBG) funds. The City is also working on a \$1.6 million State Route 7 traffic signal upgrade project.

To improve its water and sewer infrastructure, the City has completed a citywide water valve rehabilitation project and various water line replacement projects. The City is also designing a new west end water tower, booster station, and 12-inch line from the south end to the west end, with a projected cost over \$11.5 million. On the other hand, the City has made significant investments in upgrading its wastewater system, including a \$2.99 million upgrade to the waste water plant aeration system and \$3.4 million for automatic bar screens. Upcoming sewer line replacement projects include Spahn's Branch Sewer Rehabilitation, Slack Street 36-inch line, University Boulevard point repair, and Opal Boulevard sewer upgrade.

The City of Steubenville is a City with numerous commercial projects and developments that are either ongoing or planned, and it's also home to a number of new businesses. From the Steubenville City Schools Athletic Complex at 490 Stanton Blvd, which has a budget of \$2 million, to the Steubenville City Schools STEM Building with a budget of \$25 million, the Trinity Health expansion worth an estimated \$75 million, and the Jefferson County Court Room and Mapping Room with a budget of \$300,000, there are plenty of projects in progress. In addition, there are many other projects like the Christ the Teacher initiative with a budget of \$48 million, the John Paul II Library project with a budget of \$350,000, and the Heritage Place Apartments project with a budget of \$7 million. Also, work is progressing on the St. Paul Center located at 1380 University Blvd with a budget of \$8 million, as well as the DiCarlo's Pizza project with a budget of \$26,000, Refresh Dental project with a budget of \$175,000, and the Trinity West Rehab 2nd Floor project with a budget of \$50,000. The Moose Demo project is also underway with a budget of \$325,000, and there is a JFK 1st Floor Conversion project in the works (TBD).

Meanwhile, new businesses have also taken root at the Fort Steuben Mall, including Family Fun Entertainment, 3 Bad Hombres, Yohman Liquidation (2nd location), Glow Zone, Screwy Louie's, Style Savers, Hamilton's Emporium, FBN Apparels, Chase N Chances, and Hot Foods. There is also a potential new business in the works, with Chipotle Mexican Grill located at 2119 Sunset Blvd (TBD). There has been recent relocations of several businesses such as Jones Gym to 814 University Blvd, the National Guard to 4246 Sunset, and Lucky Duck to 4244F Sunset Blvd. Additionally, the City has seen a surge in new businesses such as Garloch's Tattooing located at 912 Lincoln, the 4th Street Standard Mexican Restaurant located at 106 North 4th Street, Steubenville Market located at 173 4th St., Get Pretty Boutique at 2402 Sunset Blvd, CSL Drug and Alcohol Facility at 330 North 7th Street, Chesterton & Co at 187 North 4th Street, and Ohio Valley Nutrition at 4213 Mall Drive.

Use of this Report

The report is published to provide the City Council, as well as to our citizens and other interested persons, detailed information concerning the financial condition of the City, with particular emphasis placed on the utilization of resources during the past year. It is also intended that this report will serve, as presented, is accurate in all material aspects; that it is presented in a manner designed to fairly set forth the financial activities of its various funds; and that all disclosures necessary to enable the reader to gain the maximum understanding of the City's financial affairs have been included.

In today's bond market environment, it is increasingly important that public agencies prepare soundly conceived annual financial reports which are independently audited by a qualified firm or agency. It has become almost required practice that such reports be prepared in accordance with generally accepted accounting principles (GAAP), and the major bond rating agencies review the data presented in such reports before determining a public agency's bond rating.

Awards

The Government Finance Officers Association of the United States of America and Canada (GFOA) awarded a Certificate of Achievement for Excellence in Financial Reporting to the City of Steubenville, Ohio for its Annual Comprehensive Financial Report (ACFR) for the year ended December 31, 2021. The Certificate of Achievement is a prestigious national award recognizing conformance with the highest standards for preparation of State and local government financial reports.

In order to be awarded a Certificate of Achievement, a government unit must publish an easily readable and efficiently organized Annual Comprehensive Financial Report, whose contents conform to program standards. Such a report must satisfy both generally accepted accounting principles and applicable legal requirements.

A Certificate of Achievement is valid for a period of one year only. The City of Steubenville, Ohio has received a Certificate of Achievement for the last fourteen consecutive years (2008-2021). We believe our current report continues to conform to the Certificate of Achievement program requirements and are submitting it to the GFOA.

The City also received the Ohio Auditor of State Award with Distinction for the year ended December 31, 2021. The award is presented for excellence in financial reporting on the Annual Comprehensive Financial Report (ACFR) for year ended December 31, 2021. The City has received the Ohio Auditor of State Award with Distinction for the last eight years. The Auditor of State's Office noted that the City's Annual Comprehensive Financial Report (ACFR) serves as the standard for clean, accountable government, representing the highest level of service to Ohioans.

In order to be awarded the Auditor of State Award with Distinction the City had to file the Annual Comprehensive Financial Report (ACFR) and timely financial reports in accordance with GAAP, as well as receive a "clean" audit report. The "clean" audit report means that the City's financial audit did not contain findings for recovery, material citations, material weaknesses, significant deficiencies, Single Audit findings or any questioned costs.

Acknowledgements

It is with great pride and pleasure that we submit this ACFR for review and wish to express appreciation to the members of City Council for supporting us in this endeavor and other members of the Finance Office who contributed time and effort in completing this project. We would also like to acknowledge Julian & Grube, Inc., who conducted a thorough audit of our finances and provided us with expert technical assistance during the preparation of the Annual Comprehensive Financial Report.

Sincerely,



David R. Lewis
Finance Director

CITY OF STEUBENVILLE, OHIO
PRINCIPAL OFFICIALS
DECEMBER 31, 2022

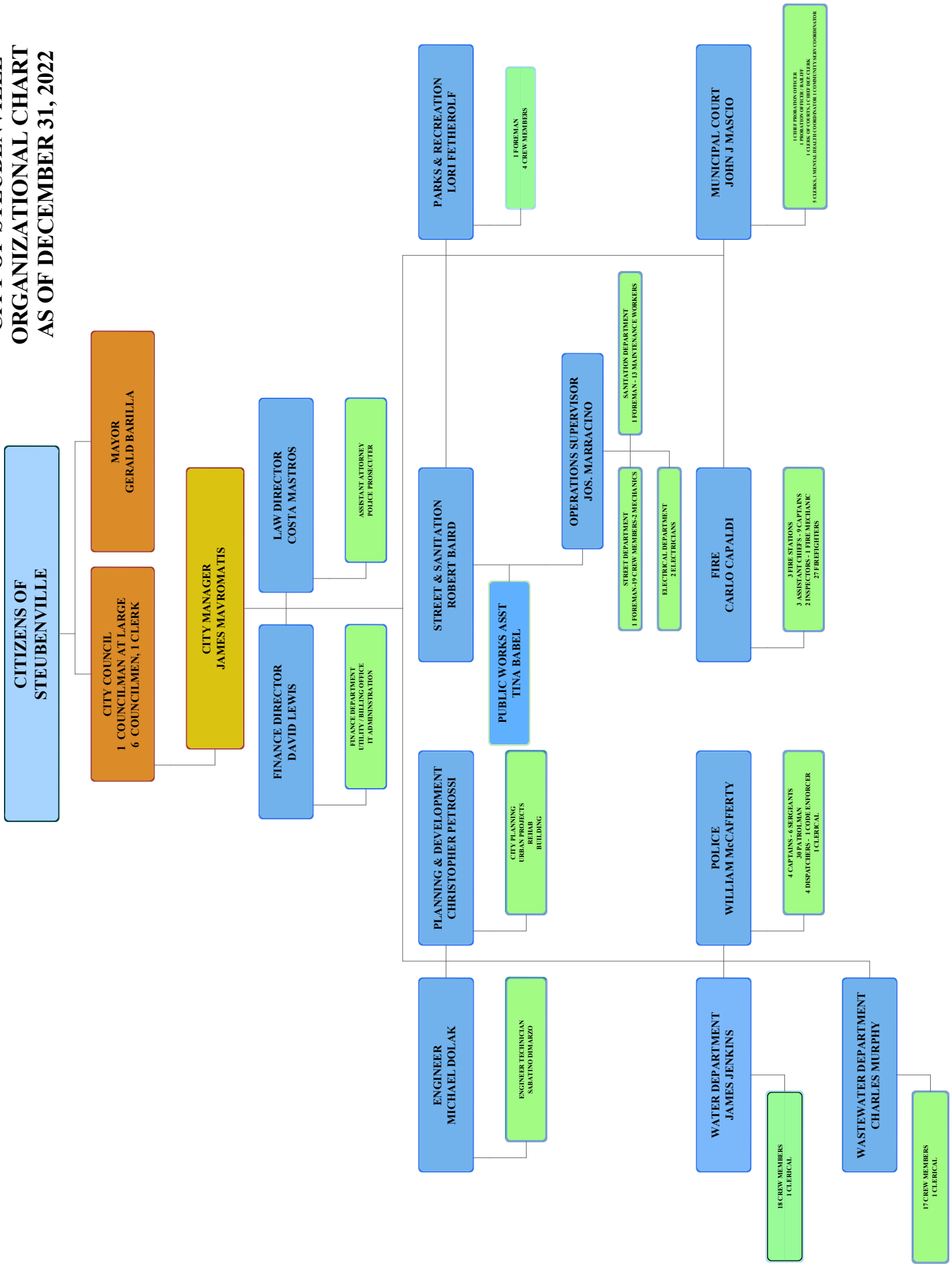
Elected Officials

Mayor	Gerald Barilla
City Council:	
Council-at-Large	Kimberly Hahn
1st Ward Councilman	Asantewa Anyabwile
2nd Ward Councilman	Tracy McManamon
3rd Ward Councilman	Eric Timmons
4th Ward Councilman	Royal Mayo
5th Ward Councilman	William Paul
6th Ward Councilman	Michael Hernon
Municipal Court Judge	John J. Mascio

Appointed Officials

City Manager	James Mavromatis
Law Director	Costa Mastro
Finance Director	David R. Lewis
Urban Project Director	Christopher Petrossi
Parks and Recreation Director	Lori Fetherolf
Fire Chief	Carlo Capaldi
Police Chief	Kenneth Anderson
City Engineer	Michael Dolak
Clerk of Council	Karly Haley
Utility Director	Charles Murphy
Water Superintendent	James Jenkins
Street and Sanitation Superintendent	Robert Baird

**CITY OF STEUBENVILLE
ORGANIZATIONAL CHART
AS OF DECEMBER 31, 2022**





Government Finance Officers Association

Certificate of
Achievement
for Excellence
in Financial
Reporting

Presented to

**City of Steubenville
Ohio**

For its Annual Comprehensive
Financial Report
For the Fiscal Year Ended

December 31, 2021

Christopher P. Morill

Executive Director/CEO

FINANCIAL SECTION

Independent Auditor's Report

City of Steubenville
Jefferson County
115 South Third Street
Steubenville, Ohio 43952

To the Members of the City Council and Mayor:

Report on the Audit of the Financial Statements

Opinions

We have audited the accompanying financial statements of the governmental activities, the business-type activities, each major fund, and the aggregate remaining fund information of the City of Steubenville, Jefferson County, Ohio, as of and for the year ended December 31, 2022, and the related notes to the financial statements, which collectively comprise the City of Steubenville's basic financial statements as listed in the table of contents.

In our opinion, the financial statements referred to above present fairly, in all material respects, the respective financial position of the governmental activities, the business-type activities, each major fund, and the aggregate remaining fund information of the City of Steubenville, as of December 31, 2022, and the respective changes in financial position, and, where applicable, cash flows thereof and the respective budgetary comparison for the General Fund and the American Rescue Plan Act Fund for the year then ended in accordance with accounting principles generally accepted in the United States of America.

Basis for Opinions

We conducted our audit in accordance with auditing standards generally accepted in the United States of America and the standards applicable to financial audits contained in *Government Auditing Standards*, issued by the Comptroller General of the United States. Our responsibilities under those standards are further described in the "Auditor's Responsibilities for the Audit of the Financial Statements" section of our report. We are required to be independent of the City of Steubenville and to meet our other ethical responsibilities, in accordance with the relevant ethical requirements relating to our audit. We believe that the audit evidence we have obtained is sufficient and appropriate to provide a basis for our audit opinions.

Responsibilities of Management for the Financial Statements

Management is responsible for the preparation and fair presentation of the financial statements in accordance with accounting principles generally accepted in the United States of America, and for the design, implementation, and maintenance of internal control relevant to the preparation and fair presentation of financial statements that are free from material misstatement, whether due to fraud or error.

In preparing the financial statements, management is required to evaluate whether there are conditions or events, considered in the aggregate, that raise substantial doubt about the City of Steubenville's ability to continue as a going concern for twelve months beyond the financial statement date, including any currently known information that may raise substantial doubt shortly thereafter.

Auditor's Responsibilities for the Audit of the Financial Statements

Our objectives are to obtain reasonable assurance about whether the financial statements as a whole are free from material misstatement, whether due to fraud or error, and to issue an auditor's report that includes our opinions. Reasonable assurance is a high level of assurance but is not absolute assurance and therefore is not a guarantee that an audit conducted in accordance with generally accepted auditing standards and *Government Auditing Standards* will always detect a material misstatement when it exists. The risk of not detecting a material misstatement resulting from fraud is higher than for one resulting from error, as fraud may involve collusion, forgery, intentional omissions, misrepresentations, or the override of internal control. Misstatements are considered material if there is a substantial likelihood that, individually or in the aggregate, they would influence the judgment made by a reasonable user based on the financial statements.

In performing an audit in accordance with generally accepted auditing standards and *Government Auditing Standards*, we:

- Exercise professional judgment and maintain professional skepticism throughout the audit.
- Identify and assess the risks of material misstatement of the financial statements, whether due to fraud or error, and design and perform audit procedures responsive to those risks. Such procedures include examining, on a test basis, evidence regarding the amounts and disclosures in the financial statements.
- Obtain an understanding of internal control relevant to the audit in order to design audit procedures that are appropriate in the circumstances, but not for the purpose of expressing an opinion on the effectiveness of the City of Steubenville's internal control. Accordingly, no such opinion is expressed.
- Evaluate the appropriateness of accounting policies used and the reasonableness of significant accounting estimates made by management, as well as evaluate the overall presentation of the financial statements.
- Conclude whether, in our judgment, there are conditions or events, considered in the aggregate, that raise substantial doubt about the City of Steubenville's ability to continue as a going concern for a reasonable period of time.

We are required to communicate with those charged with governance regarding, among other matters, the planned scope and timing of the audit, significant audit findings, and certain internal control-related matters that we identified during the audit.

Required Supplementary Information

Accounting principles generally accepted in the United States of America require that the management's discussion and analysis, and schedules of net pension and other post-employment benefit assets and liabilities and pension and other post-employment benefit contributions, listed in the table of contents be presented to supplement the basic financial statements. Such information is the responsibility of management and, although not a part of the basic financial statements, is required by the Governmental Accounting Standards Board who considers it to be an essential part of financial reporting for placing the basic financial statements in an appropriate operational, economic, or historical context. We have applied certain limited procedures to the required supplementary information in accordance with auditing standards generally accepted in the United States of America, which consisted of inquiries of management about the methods of preparing the information and comparing the information for consistency with management's responses to our inquiries, the basic financial statements, and other knowledge we obtained during our audit of the basic financial statements. We do not express an opinion or provide any assurance on the information because the limited procedures do not provide us with sufficient evidence to express an opinion or provide any assurance.

Supplementary Information

Our audit was conducted for the purpose of forming opinions on the financial statements that collectively comprise the City of Steubenville's basic financial statements. The accompanying combining and individual nonmajor fund financial statements and schedules are presented for purposes of additional analysis and are not a required part of the basic financial statements. Such information is the responsibility of management and was derived from and relates directly to the underlying accounting and other records used to prepare the basic financial statements. The information has been subjected to the auditing procedures applied in the audit of the basic financial statements and certain additional procedures, including comparing and reconciling such information directly to the underlying accounting and other records used to prepare the basic financial statements or to the basic financial statements themselves, and other additional procedures in accordance with auditing standards generally accepted in the United States of America. In our opinion, the combining and individual nonmajor fund financial statements and schedules are fairly stated, in all material respects, in relation to the basic financial statements as a whole.

Other Information

Management is responsible for the other information included in the annual report. The other information comprises the introductory and statistical sections but does not include the basic financial statements and our auditor's report thereon. Our opinions on the basic financial statements do not cover the other information, and we do not express an opinion or any form of assurance thereon.

In connection with our audit of the basic financial statements, our responsibility is to read the other information and consider whether a material inconsistency exists between the other information and the basic financial statements, or the other information otherwise appears to be materially misstated. If, based on the work performed, we conclude that an uncorrected material misstatement of the other information exists, we are required to describe it in our report.

Other Reporting Required by Government Auditing Standards

In accordance with *Government Auditing Standards*, we have also issued our report dated June 26, 2023 on our consideration of the City of Steubenville's internal control over financial reporting and on our tests of its compliance with certain provisions of laws, regulations, contracts, and grant agreements and other matters. The purpose of that report is solely to describe the scope of our testing of internal control over financial reporting and compliance and the results of that testing, and not to provide an opinion on the effectiveness of the City of Steubenville's internal control over financial reporting or on compliance. That report is an integral part of an audit performed in accordance with *Government Auditing Standards* in considering the City of Steubenville's internal control over financial reporting and compliance.



Julian & Grube, Inc.
June 26, 2023

THIS PAGE IS INTENTIONALLY LEFT BLANK

CITY OF STEUBENVILLE, OHIO

MANAGEMENT'S DISCUSSION AND ANALYSIS FOR THE YEAR ENDED DECEMBER 31, 2022 (UNAUDITED)

The management's discussion and analysis of the City of Steubenville's (the "City") financial performance provides an overall review of the City's financial activities for the year ended December 31, 2022. The intent of this discussion and analysis is to look at the City's financial performance as a whole; readers should also review the basic financial statements and the notes to the basic financial statements to enhance their understanding of the City's financial performance.

Financial Highlights

Key financial highlights for 2022 are as follows:

- The total net position of the City increased \$17,408,460 or 26.01% from 2021's net position. Net position of governmental activities increased \$11,479,705 or 39.78% from 2021's net position. Net position of business-type activities increased \$5,928,755 or 15.57% from 2021's net position.
- General revenues accounted for \$16,183,228, or 50.62% of total governmental activities revenue. Program specific revenues accounted for \$15,785,287 or 49.38% of total governmental activities revenue.
- The City had \$19,819,518 in expenses related to governmental activities; \$15,785,287 of these expenses was offset by program specific charges for services, grants or contributions. The remaining expenses of the governmental activities of \$4,034,231 were offset by general revenues (primarily property taxes, income taxes and unrestricted grants and entitlements) of \$16,183,228.
- The City's major governmental funds are the general fund, the American Rescue Plan Act fund and .7% City income tax - street improvement fund. The general fund had revenues of \$16,673,585 in 2022. This represents an increase of \$1,356,544 from 2021 revenues and other financing sources. The expenditures of the general fund, which totaled \$6,087,783 in 2022, decreased \$8,101,181 from 2021. The net increase in fund balance for the general fund was \$10,585,802, from a balance of \$8,125,668 to a balance of \$18,711,470.
- The American Rescue Plan Act fund had \$10,466,890 in revenues and \$10,466,890 in expenditures during 2022.
- The .7% City income tax - street improvement fund had \$2,106,484 in revenues in 2022. The expenditures of the .7% City income tax - street improvement fund totaled \$2,172,295 in 2022. The net decrease in fund balance for the .7% City income tax - street improvement fund was \$65,811 from a balance of \$2,11,375 to a balance of \$2,045,564.
- Net position for the business-type activities, which are made up of the water, sewer, and refuse enterprise funds, increased in 2022 by \$5,928,755.
- In the general fund, the actual revenues came in \$448,785 greater than the final budgeted revenues. Actual expenditures were \$529,643 less than the amount in the final budget. Budgeted revenues and expenditures were amended a few times throughout the year.

Using this Annual Comprehensive Financial Report

The City's annual report consists of a series of financial statements and notes to those statements. The statements are organized so the reader can understand the City of Steubenville as a total financial and operating entity. The individual statements provide a detailed look at specific financial activities.

The City's basic financial statements are comprised of three components: 1) City-wide financial statements; 2) fund financial statements; and 3) notes to the financial statements. This report also contains other supplementary information in addition to the basic financial statements themselves.

The statement of net position and the statement of activities provide information about the activities of the City as a whole and present a long-term view of the City's finances. Fund financial statements provide the next level of detail. For governmental funds, these statements tell the reader how services were financed in the short-term, as well as the amount of funds remaining for future spending. The fund financial statements also look at the City's major funds with all other non-major funds presented in total in one column.

CITY OF STEUBENVILLE, OHIO

MANAGEMENT'S DISCUSSION AND ANALYSIS FOR THE YEAR ENDED DECEMBER 31, 2022 (UNAUDITED)

Reporting the City as a Whole

Statement of Net Position and the Statement of Activities

While this document contains a large number of funds used by the City to provide programs and activities, the view of the City as a whole looks at all financial transactions and asks the question, "How did we do financially during 2022?" The statement of net position and the statement of activities answer this question. These statements include all assets, deferred outflows, liabilities, deferred inflows, revenues and expenses using the accrual basis of accounting similar to the accounting used by most private-sector companies. This basis of accounting will take into account all of the current year's revenues and expenses regardless of when cash is received or paid.

These two statements report the City's net position and changes in position. This change in net position is important because it tells the reader that, for the City as a whole, the financial position of the City has improved or diminished. The causes of this change may be the result of many factors, some financial, some not. Non-financial factors include the City's property tax base, current property tax laws in Ohio restricting revenue growth, facility conditions, required community programs and other factors.

In the statement of net position and the statement of activities, the City is divided into two distinct kinds of activities:

Governmental activities - Most of the City's programs and services are reported here including police, fire and rescue, street maintenance, capital improvements and general administration. These services are funded primarily by property and income taxes and intergovernmental revenues including federal and State grants and other shared revenues.

Business-type activities - These services are provided on a charge for goods or services basis to recover all or a significant portion of the expenses of the goods or services provided. The City's water, sewer, and refuse operations are reported here.

Reporting the City's Most Significant Funds

Fund Financial Statements

A fund is a grouping of related accounts that is used to maintain control over resources that have been segregated for specific activities or objectives. The City, like other state and local governments, uses fund accounting to ensure and demonstrate compliance with finance-related legal requirements. All of the funds of the City can be divided into three categories: governmental funds, proprietary funds, and fiduciary funds.

Fund financial reports provide detailed information about the City's major funds. The City uses many funds to account for a multitude of financial transactions. However, these fund financial statements focus on the City's most significant funds.

Governmental Funds

Governmental funds are used to account for essentially the same functions reported as governmental activities in the government-wide financial statements. However, unlike the government-wide financial statements, governmental fund financial statements focus on near-term inflows and outflows of spendable resources, as well as on balances of spendable resources available at the end of the fiscal year. Such information may be useful in evaluating a government's near-term financing requirements.

Because the focus of the governmental funds is narrower than that of the government-wide financial statements, it is useful to compare the information presented for governmental funds with similar information presented for governmental activities in the government-wide financial statements. By doing so, the readers may better understand the long-term impact of the government's near-term financing decisions. Both the governmental fund balance sheet and the governmental fund statement of revenues, expenditures, and changes in fund balances provide a reconciliation to facilitate this comparison between governmental funds and governmental activities.

CITY OF STEUBENVILLE, OHIO

MANAGEMENT'S DISCUSSION AND ANALYSIS FOR THE YEAR ENDED DECEMBER 31, 2022 (UNAUDITED)

The City maintains a multitude of individual governmental funds. The City has segregated these funds into major funds and nonmajor funds. The City's major governmental funds are the general fund, American Rescue Plan Act fund and .7% City income tax - street improvement fund. Information for major funds is presented separately in the governmental fund balance sheet and in the governmental statement of revenues, expenditures, and changes in fund balances. Data from the other governmental funds are combined into a single, aggregated presentation.

Proprietary Funds

The City maintains two different types of proprietary funds. Enterprise funds are used to report the same functions presented as business-type activities in the government-wide financial statements. The City uses enterprise funds to account for its water, sewer, and refuse functions. All of the City's enterprise funds are considered major funds. The internal service fund is an accounting device used to accumulate and allocate costs internally among the City's various functions.

Fiduciary Funds

Fiduciary funds are used to account for resources held for the benefit of parties outside the City. Fiduciary funds are not reflected in the government-wide financial statement because the resources of those funds are not available to support the City's own programs. The accounting used for fiduciary funds is much like that used for proprietary funds. The City's only fiduciary fund is a custodial fund.

Notes to the Basic Financial Statements

The notes provide additional information that is essential to a full understanding of the data provided in the government-wide and fund financial statements.

Required Supplementary Information

In addition to the basic financial statements and accompanying notes, this report also presents certain required supplementary information concerning the City's net pension and net OPEB assets/liabilities.

Government-Wide Financial Analysis

The table below provides a summary of the City's assets, deferred inflows of resources, liabilities, deferred outflows of resources and net position at December 31, 2022 and 2021. Amounts in the governmental activities 2021 column in the table below have been restated to include the lease receivable from the implementation of GASB Statement No. 87 (See Note 3 for details).

CITY OF STEUBENVILLE, OHIO

MANAGEMENT'S DISCUSSION AND ANALYSIS
FOR THE YEAR ENDED DECEMBER 31, 2022
(UNAUDITED)

	Governmental Activities		Business-type Activities		Total	
	Restated				Restated	
	2022	2021	2022	2021	2022	2021
Assets						
Current and other assets	\$ 37,176,278	\$ 29,200,693	\$ 18,182,534	\$ 16,691,166	\$ 55,358,812	\$ 45,891,859
Capital assets, net	<u>35,941,852</u>	<u>36,679,496</u>	<u>67,581,171</u>	<u>64,669,508</u>	<u>103,523,023</u>	<u>101,349,004</u>
Total assets	<u>73,118,130</u>	<u>65,880,189</u>	<u>85,763,705</u>	<u>81,360,674</u>	<u>158,881,835</u>	<u>147,240,863</u>
Deferred outflows of resources						
Pension	5,351,844	2,300,892	1,000,471	494,460	6,352,315	2,795,352
OPEB	<u>1,198,208</u>	<u>1,306,922</u>	<u>28,456</u>	<u>193,844</u>	<u>1,226,664</u>	<u>1,500,766</u>
Total deferred outflows of resources	<u>6,550,052</u>	<u>3,607,814</u>	<u>1,028,927</u>	<u>688,304</u>	<u>7,578,979</u>	<u>4,296,118</u>
Liabilities						
Current liabilities	6,275,447	9,022,174	1,588,892	1,555,350	7,864,339	10,577,524
Long-term liabilities:						
Due within one year	359,635	345,439	3,616,550	3,619,919	3,976,185	3,965,358
Net pension liability	14,157,965	15,507,335	1,787,406	2,777,007	15,945,371	18,284,342
Net OPEB liability	2,181,111	1,990,484	-	-	2,181,111	1,990,484
Other amounts	<u>5,969,556</u>	<u>6,221,735</u>	<u>32,930,623</u>	<u>33,677,572</u>	<u>38,900,179</u>	<u>39,899,307</u>
Total liabilities	<u>28,943,714</u>	<u>33,087,167</u>	<u>39,923,471</u>	<u>41,629,848</u>	<u>68,867,185</u>	<u>74,717,015</u>
Deferred inflows of resources						
Property taxes	1,429,864	1,442,769	-	-	1,429,864	1,442,769
Leases	843,844	901,367	-	-	843,844	901,367
Pension	6,584,393	3,261,045	2,211,246	1,302,336	8,795,639	4,563,381
OPEB	<u>1,525,960</u>	<u>1,934,953</u>	<u>663,068</u>	<u>1,050,702</u>	<u>2,189,028</u>	<u>2,985,655</u>
Total deferred inflows of resources	<u>10,384,061</u>	<u>7,540,134</u>	<u>2,874,314</u>	<u>2,353,038</u>	<u>13,258,375</u>	<u>9,893,172</u>
Net position						
Net investment in capital assets	32,767,122	33,355,394	36,296,205	33,427,803	69,063,327	66,783,197
Restricted	4,090,488	4,194,603	-	-	4,090,488	4,194,603
Unrestricted (deficit)	<u>3,482,797</u>	<u>(8,689,295)</u>	<u>7,698,642</u>	<u>4,638,289</u>	<u>11,181,439</u>	<u>(4,051,006)</u>
Total net position	<u>\$ 40,340,407</u>	<u>\$ 28,860,702</u>	<u>\$ 43,994,847</u>	<u>\$ 38,066,092</u>	<u>\$ 84,335,254</u>	<u>\$ 66,926,794</u>

The net pension liability/asset is reported pursuant to Governmental Accounting Standards Board (GASB) Statement 68, "Accounting and Financial Reporting for Pensions—an Amendment of GASB Statement 27." The net other postemployment benefits (OPEB) liability is reported pursuant to GASB Statement 75, "Accounting and Financial Reporting for Postemployment Benefits Other Than Pensions." For reasons discussed below, many end users of this financial statement will gain a clearer understanding of the City's actual financial condition by adding deferred inflows related to pension and OPEB, the net pension liability, and the net OPEB liability to the reported net position and subtracting deferred outflows related to pension and OPEB and the net pension asset and the net OPEB asset.

Governmental Accounting Standards Board standards are national and apply to all government financial reports prepared in accordance with generally accepted accounting principles. Prior accounting for pensions (GASB 27) and postemployment benefits (GASB 45) focused on a funding approach. This approach limited pension and OPEB costs to contributions annually required by law, which may or may not be sufficient to fully fund each plan's net pension liability/asset or net OPEB liability. GASB 68 and GASB 75 take an earnings approach to pension and OPEB accounting; however, the nature of Ohio's statewide pension/OPEB plans and state law governing those systems requires additional explanation in order to properly understand the information presented in these statements.

CITY OF STEUBENVILLE, OHIO

MANAGEMENT'S DISCUSSION AND ANALYSIS FOR THE YEAR ENDED DECEMBER 31, 2022 (UNAUDITED)

GASB 68 and GASB 75 require the net pension liability/asset and the net OPEB liability/asset to equal the City's proportionate share of each plan's collective:

1. Present value of estimated future pension/OPEB benefits attributable to active and inactive employees' past service.
2. Minus plan assets available to pay these benefits.

GASB notes that pension and OPEB obligations, whether funded or unfunded, are part of the "employment exchange" – that is, the employee is trading his or her labor in exchange for wages, benefits, and the promise of a future pension and other postemployment benefits. GASB noted that the unfunded portion of this promise is a present obligation of the government, part of a bargained-for benefit to the employee, and should accordingly be reported by the government as a liability since they received the benefit of the exchange. However, the City is not responsible for certain key factors affecting the balance of these liabilities. In Ohio, the employee shares the obligation of funding pension benefits with the employer. Both employer and employee contribution rates are capped by State statute. A change in these caps requires action of both Houses of the General Assembly and approval of the Governor. Benefit provisions are also determined by State statute. The Ohio Revised Code permits, but does not require, the retirement systems to provide healthcare to eligible benefit recipients. The retirement systems may allocate a portion of the employer contributions to provide for these OPEB benefits.

The employee enters the employment exchange with the knowledge that the employer's promise is limited not by contract but by law. The employer enters the exchange also knowing that there is a specific, legal limit to its contribution to the retirement system. In Ohio, there is no legal means to enforce the unfunded liability of the pension/OPEB plan *as against the public employer*. State law operates to mitigate/lessen the moral obligation of the public employer to the employee, because all parties enter the employment exchange with notice as to the law. The retirement system is responsible for the administration of the pension and OPEB plans.

Most long-term liabilities have set repayment schedules or, in the case of compensated absences (i.e. sick and vacation leave), are satisfied through paid time-off or termination payments. There is no repayment schedule for the net pension liability or the net OPEB liability. As explained above, changes in benefits, contribution rates, and return on investments affect the balance of these liabilities but are outside the control of the local government. In the event that contributions, investment returns, and other changes are insufficient to keep up with required payments, State statute does not assign/identify the responsible party for the unfunded portion. Due to the unique nature of how the net pension liability and the net OPEB liability are satisfied, these liabilities are separately identified within the long-term liability section of the statement of net position.

In accordance with GASB 68 and GASB 75, the City's statements prepared on an accrual basis of accounting include an annual pension expense and an annual OPEB expense for their proportionate share of each plan's *change* in net pension liability/asset and net OPEB liability/asset, respectively, not accounted for as deferred inflows/outflows.

Over time, net position can serve as a useful indicator of a government's financial position. At December 31, 2022, the City's assets and deferred outflows of resources exceeded liabilities and deferred inflows of resources by \$84,335,254. At year-end, net position was \$40,340,407 and \$43,994,847 for the governmental activities and the business-type activities, respectively.

Capital assets reported on the government-wide statements represent the largest portion of the City's assets. At year-end, capital assets represented 65.16% of total assets. Capital assets include land, buildings, improvements, equipment, vehicles, infrastructure and construction-in-progress. The City's net investment in capital assets at December 31, 2022, was \$32,767,122 and \$36,296,205 in the governmental activities and business-type activities, respectively. These capital assets are used to provide services to citizens and are not available for future spending. Although the City's investment in capital assets is reported net of related debt, it should be noted that the resources to repay the debt must be provided from other sources, since capital assets may not be used to liquidate these liabilities.

The increase in current and other assets of approximately \$9.5 million is primarily due to an increase in cash and cash equivalents. The City received a total of \$14,598,300 from the American Rescue Plan Act in 2021 and 2022, which is the reason for the increase in cash and cash equivalents.

The decrease in current liabilities is primarily due to a decrease in unearned revenue at December 31, 2022. The funding that the City received from the federal government related to the American Rescue Plan Act is considered unearned until it is spent on qualifying expenses.

CITY OF STEUBENVILLE, OHIO

**MANAGEMENT'S DISCUSSION AND ANALYSIS
FOR THE YEAR ENDED DECEMBER 31, 2022
(UNAUDITED)**

Long-term liabilities decreased in 2022 due to a decrease in the net pension liability. Changes to the net pension liability and net OPEB liability and related deferred inflows and outflows of resources are detailed in Notes 11 and 12 to the basic financial statements.

A portion of the City's net position, \$4,090,488, represents resources that are subject to external restriction on how they may be used.

The table on the following page shows the changes in net position for 2022 and 2021.

THIS SECTION IS INTENTIONALLY LEFT BLANK

CITY OF STEUBENVILLE, OHIO

MANAGEMENT'S DISCUSSION AND ANALYSIS
FOR THE YEAR ENDED DECEMBER 31, 2022
(UNAUDITED)

	Change in Net Position					
	Governmental	Business-type	Governmental	Business-type	Total	Total
	Activities	Activities	Activities	Activities		
	2022	2022	2021	2021	2022	2021
Revenues:						
Program revenues:						
Charges for services	\$ 2,585,618	\$ 16,121,517	\$ 2,112,516	\$ 14,841,724	\$ 18,707,135	\$ 16,954,240
Operating grants and contributions	12,121,881	-	2,427,565	-	12,121,881	2,427,565
Capital grants and contributions	<u>1,077,788</u>	<u>860,563</u>	<u>1,226,675</u>	<u>356,618</u>	<u>1,938,351</u>	<u>1,583,293</u>
Total program revenues	<u>15,785,287</u>	<u>16,982,080</u>	<u>5,766,756</u>	<u>15,198,342</u>	<u>32,767,367</u>	<u>20,965,098</u>
General revenues:						
Property taxes	1,408,620	-	1,355,346	-	1,408,620	1,355,346
Income taxes	12,569,089	-	12,036,892	-	12,569,089	12,036,892
Other taxes	557,058	-	584,332	-	557,058	584,332
Unrestricted grants and entitlements	1,086,793	-	1,005,331	-	1,086,793	1,005,331
Investment earnings	153,178	68,938	1,380	498	222,116	1,878
Miscellaneous	<u>408,490</u>	<u>111,214</u>	<u>327,668</u>	<u>19,946</u>	<u>519,704</u>	<u>347,614</u>
Total general revenues	<u>16,183,228</u>	<u>180,152</u>	<u>15,310,949</u>	<u>20,444</u>	<u>16,363,380</u>	<u>15,331,393</u>
Total revenues	<u>31,968,515</u>	<u>17,162,232</u>	<u>21,077,705</u>	<u>15,218,786</u>	<u>49,130,747</u>	<u>36,296,491</u>
Expenses:						
General government	3,844,208	-	3,450,355	-	3,844,208	3,450,355
Security of persons and property	9,745,235	-	8,951,878	-	9,745,235	8,951,878
Public health and welfare	130,828	-	80,153	-	130,828	80,153
Transportation	4,312,120	-	3,729,574	-	4,312,120	3,729,574
Community environment	516,611	-	573,762	-	516,611	573,762
Leisure time activity	1,053,087	-	845,713	-	1,053,087	845,713
Interest and fiscal charges	217,429	-	226,216	-	217,429	226,216
Water	-	5,276,002	-	4,461,041	5,276,002	4,461,041
Sewer	-	4,441,598	-	4,204,039	4,441,598	4,204,039
Refuse	<u>-</u>	<u>2,185,169</u>	<u>-</u>	<u>1,768,216</u>	<u>2,185,169</u>	<u>1,768,216</u>
Total expenses	<u>19,819,518</u>	<u>11,902,769</u>	<u>17,857,651</u>	<u>10,433,296</u>	<u>31,722,287</u>	<u>28,290,947</u>
Transfers	<u>(669,292)</u>	<u>669,292</u>	<u>(36,659)</u>	<u>36,659</u>	<u>-</u>	<u>-</u>
Change in net position	11,479,705	5,928,755	3,183,395	4,822,149	17,408,460	8,005,544
Net position at beginning of year	<u>28,860,702</u>	<u>38,066,092</u>	<u>25,677,307</u>	<u>33,243,943</u>	<u>66,926,794</u>	<u>58,921,250</u>
Net position at end of year	<u>\$ 40,340,407</u>	<u>\$ 43,994,847</u>	<u>\$ 28,860,702</u>	<u>\$ 38,066,092</u>	<u>\$ 84,335,254</u>	<u>\$ 66,926,794</u>

CITY OF STEUBENVILLE, OHIO

MANAGEMENT'S DISCUSSION AND ANALYSIS
FOR THE YEAR ENDED DECEMBER 31, 2022
(UNAUDITED)

Governmental Activities

Governmental activities net position increased \$11,479,705 in 2022. This increase is due to the increase in operating grants and contributions in 2022, which is described below. Total governmental activities revenues increased \$10,890,810 over 2021. Income tax revenue increased \$532,197 over 2021 as the unemployment rate continued to drop throughout 2022. Operating grants and contributions increased due to the recognition of \$10,466,890 in revenue from the American Rescue Plan Act. \$10,000,000 of this revenue was used to reimburse the general fund for revenue loss experience during the pandemic and the remaining \$466,890 was spent on capital items.

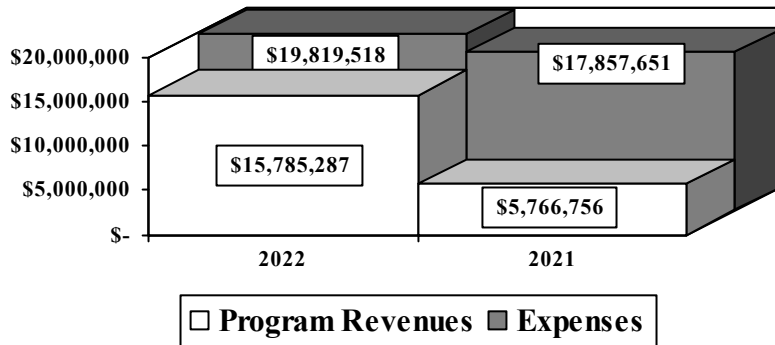
Expenses of the governmental activities increased \$1,961,867 or 10.99%. The increase is due to the restoration and expansion of some services as COVID-19 had less of an effect on operations during 2022. Also, inflation played a role in the increasing amount of expenses.

Security of persons and property, which primarily supports the operations of the City's police, fire and EMS departments, had expenses of \$9,745,235, which accounted for 49.17% of the total governmental expenses of the City. These expenses were partially funded by \$956,202 in direct user charges and \$8,026,169 in operating grants and contributions. The remaining security of persons and property expenses were funded by general revenues. General government expenses totaled \$3,844,208 or 19.40% of the total governmental expenses of the City, which was partially funded by \$1,151,985 in direct user charges and \$1,946,226 in operating grants and contributions. The State and Federal governments contributed to the City a total of \$12,121,881 in operating grants and contributions, and \$1,077,788 in capital grants and contributions.

General revenues totaled \$16,183,228 and amounted to 50.62% of total governmental revenues. These revenues primarily consist of property and income tax revenue of \$13,977,709. Another primary source of general revenues is grants and entitlements not restricted to specific programs, including local government revenue and property tax reimbursements received from the State, making up \$1,086,793.

The statement of activities shows the cost of program services and the charges for services and grants offsetting those services. The following table shows, for governmental activities, the total cost of services and the net cost of services. That is, it identifies the cost of these services supported by tax revenue and unrestricted State grants and entitlements. As can be seen in the graph below, the City is highly dependent upon property and income taxes as well as unrestricted grants and entitlements to support its governmental activities.

Governmental Activities - Program Revenues vs. Total Expenses



CITY OF STEUBENVILLE, OHIO

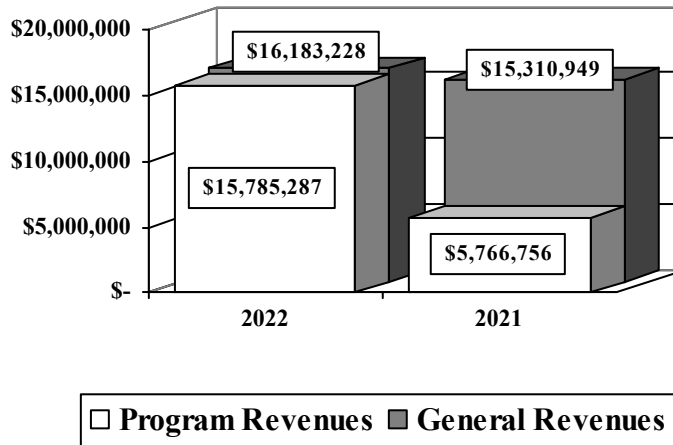
**MANAGEMENT'S DISCUSSION AND ANALYSIS
FOR THE YEAR ENDED DECEMBER 31, 2022
(UNAUDITED)**

Governmental Activities

	Total Cost of Services 2022	Net Cost of Services 2022	Total Cost of Services 2021	Net Cost of Services 2021
Program expenses:				
General government	\$ 3,844,208	\$ 745,997	\$ 3,450,355	\$ 1,905,116
Security of persons and property	9,745,235	762,864	8,951,878	8,089,773
Public health and welfare	130,828	119,011	80,153	80,153
Transportation	4,312,120	2,068,081	3,729,574	2,303,284
Community environment	516,611	(537,883)	573,762	(584,675)
Leisure time activity	1,053,087	658,732	845,713	71,028
Interest and fiscal charges	217,429	217,429	226,216	226,216
Total	\$ 19,819,518	\$ 4,034,231	\$ 17,857,651	\$ 12,090,895

The dependence upon general revenues for governmental activities is apparent, with 20.36% and 67.71% of expenses supported through taxes and other general revenues for 2022 and 2021, respectively.

Governmental Activities - General and Program Revenue

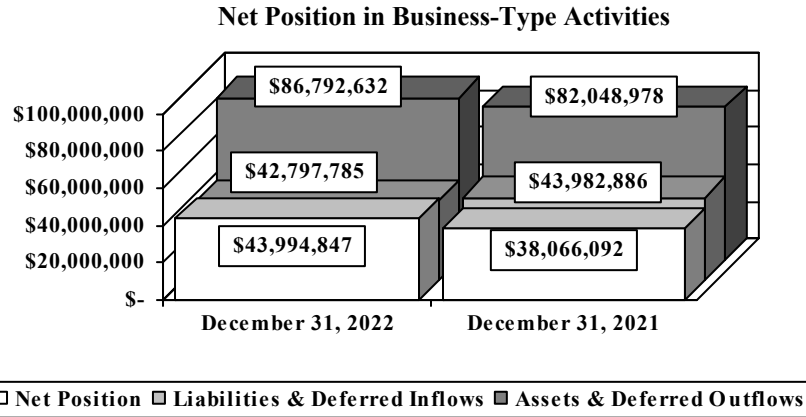


Business-Type Activities

Business-type activities include the water, sewer, and refuse enterprise funds. These programs had program revenues of \$16,982,080, general revenues of \$180,152, transfers in of \$669,292, and expenses of \$11,902,769 for 2022. Expenses of the business-type activities increased \$1,469,473 in 2022. This change is due to the inflationary increases in expenses. The net position of the business-type activities increased \$5,928,755 from 2021's net position. The following graph shows the business-type activities assets, deferred outflows of resources, liabilities and deferred inflows of resources and net position at year-end.

CITY OF STEUBENVILLE, OHIO

MANAGEMENT'S DISCUSSION AND ANALYSIS
FOR THE YEAR ENDED DECEMBER 31, 2022
(UNAUDITED)



Financial Analysis of the Government's Funds

As noted earlier, the City uses fund accounting to ensure and demonstrate compliance with finance-related legal requirements.

Governmental Funds

The focus of the City's governmental funds is to provide information on near-term inflows, outflows, and balances of spendable resources. Such information is useful in assessing the City's financing requirements. In particular, unassigned fund balance may serve as a useful measure of the City's net resources available for spending at year-end.

The City's governmental funds reported a combined fund balance of \$24,166,771, which is \$11,012,657 greater than the previous year's fund balance of \$13,154,114. The schedule below indicates the fund balances and the total change in fund balances as of December 31, 2022 for all major and nonmajor governmental funds.

	Fund Balances <u>12/31/22</u>	Fund Balances <u>12/31/21</u>	Increase (Decrease)
Major funds:			
General	\$ 18,711,470	\$ 8,125,668	\$ 10,585,802
American Rescue Plan Act	-	-	-
.7% City income tax - street improvement	2,045,564	2,111,375	(65,811)
Other nonmajor governmental funds	<u>3,409,737</u>	<u>2,917,071</u>	<u>492,666</u>
Total	<u>\$ 24,166,771</u>	<u>\$ 13,154,114</u>	<u>\$ 11,012,657</u>

General Fund

The City's general fund balance increased \$10,585,802. The table that follows assists in illustrating the revenues of the general fund.

CITY OF STEUBENVILLE, OHIO

MANAGEMENT'S DISCUSSION AND ANALYSIS
FOR THE YEAR ENDED DECEMBER 31, 2022
(UNAUDITED)

	2022	2021	Percentage
	<u>Amount</u>	<u>Amount</u>	<u>Change</u>
Revenues:			
Taxes	\$ 12,845,362	\$ 12,112,465	6.05 %
Charges for services	1,041,792	883,753	17.88 %
Licenses and permits	731,381	631,669	15.79 %
Fines and forfeitures	217,194	241,811	(10.18) %
Investment income	153,178	1,380	10,999.86 %
Intergovernmental	1,088,607	1,139,595	(4.47) %
Rental income	297,691	75,736	293.06 %
Other	<u>298,380</u>	<u>215,632</u>	38.37 %
 Total	 <u>\$ 16,673,585</u>	 <u>\$ 15,302,041</u>	 8.96 %

Tax revenue represents 77.04% of all general fund revenue. Tax revenue increased during 2022, which was due to decreasing unemployment throughout 2021. Interest revenue increased due to significantly higher interest rates during 2022.

The table that follows assists in illustrating the expenditures of the general fund.

	2022	2021	Percentage
	<u>Amount</u>	<u>Amount</u>	<u>Change</u>
Expenditures:			
General government	\$ 2,467,555	\$ 3,852,930	(35.96) %
Security of persons and property	1,770,231	8,496,568	(79.17) %
Public health and welfare	130,828	80,153	63.22 %
Transportation	834,219	861,836	(3.20) %
Community environment	61,673	87,816	(29.77) %
Leisure time activity	469,373	620,732	(24.38) %
Capital outlay	165,973	-	100.00 %
Debt service	<u>187,931</u>	<u>188,929</u>	(0.53) %
 Total	 <u>\$ 6,087,783</u>	 <u>\$ 14,188,964</u>	 (57.09) %

General fund expenditures of the City decreased 57.09% in 2022. During 2022, the City used \$10,000,000 of funding from the American Rescue Plan Act to reimburse the general fund for revenue loss during the pandemic. In order to account for this, the City moved \$10,000,000 in expenditures that were reported the general fund during 2021 and 2022 into the American Rescue Plan Act fund. This resulted in the large decrease in expenditures reported for the general fund in 2022.

American Rescue Plan Act Fund

The American Rescue Plan Act fund had \$10,466,890 in revenues and expenditures in 2022. The City used \$10,000,000 of American Rescue Plan Act funds to reimburse the general fund for revenue loss during the pandemic. The remaining amount of funds in the American Rescue Plan Act fund at the end of 2022 is offset with a liability to unearned revenue. This is because the funding cannot be recognized as revenue by the City until it is spent on qualifying expenditures under the legislation.

CITY OF STEUBENVILLE, OHIO

**MANAGEMENT'S DISCUSSION AND ANALYSIS
FOR THE YEAR ENDED DECEMBER 31, 2022
(UNAUDITED)**

.7% City Income Tax - Street Improvement Fund

The .7% City income tax - street improvement fund had \$2,106,484 in revenues in 2022. The expenditures of the .7% City income tax - street improvement fund totaled \$2,172,295 in 2022. The City undertook several street improvement projects during 2022, which include the Hot Mix paving program, the Lovers Lane widening project and the State Route 7 traffic signal upgrade project. The net decrease in fund balance for the .7% City income tax - street improvement fund was \$65,811 from a balance of \$2,111,375 to a balance of \$2,045,564.

Budgeting Highlights - General Fund

The City's budgeting process is prescribed by the Ohio Revised Code (ORC). Essentially the budget is the City's appropriations which are restricted by the amounts of anticipated revenues certified by the Budget Commission in accordance with the ORC. Therefore, the City's plans or desires cannot be totally reflected in the original budget. If budgeted revenues are adjusted due to actual activity then the appropriations can be adjusted accordingly.

In the general fund, estimated revenues and other financing sources increased \$8,703,465 from the original budget to the final budget. This was because during the year the City decided to use \$10,000,000 of American Rescue Plan Act funds to reimburse the general fund for revenue loss during the pandemic. Appropriations were increased by \$1,524,688 during 2022. Increases in the appropriations were due to the City's decision to use some general fund money for purchasing capital items. Actual revenues of \$27,082,350 were greater than final budgeted revenues by \$448,785. Actual expenditures of \$18,800,725 came in \$529,643 less than the final budgeted amounts.

Proprietary Funds

The City's proprietary funds provide the same type of information found in the government-wide financial statements for business-type activities, except in more detail. The only difference between the amounts reported as business-type activities and the amounts reported in the proprietary fund statements are interfund eliminations between proprietary funds and internal balances due to governmental activities for internal service activities. The interfund activity reported in the government wide statements are those between business-type activities and governmental activities (reported as internal balances and transfers) whereas interfund amounts between various enterprise funds are reported in the proprietary fund statements, as well as internal balances between the governmental and business-type funds due to the allocation of the internal service fund (reported as internal balances) which are not reported on the proprietary statements.

Capital Assets and Debt Administration

Capital Assets

At the end of 2022, the City had \$103,523,023 (net of accumulated depreciation) invested in land, buildings, improvements, equipment, vehicles, infrastructure and construction in progress. Of this total, \$35,941,852 was reported in governmental activities and \$67,581,171 was reported in business-type activities. Additional details are provided in Note 7 of the notes to the basic financial statements.

THIS SECTION IS INTENTIONALLY LEFT BLANK

CITY OF STEUBENVILLE, OHIO

MANAGEMENT'S DISCUSSION AND ANALYSIS
FOR THE YEAR ENDED DECEMBER 31, 2022
(UNAUDITED)

The following table shows 2022 balances compared to 2021:

**Capital Assets at December 31
(Net of Depreciation)**

	Governmental Activities		Business-type Activities		Total	
	2022	2021	2022	2020	2022	2021
Land	\$ 973,546	\$ 973,546	\$ 66,000	\$ 66,000	\$ 1,039,546	\$ 1,039,546
Construction-in-progress	2,230,705	1,756,638	6,786,437	7,418,086	9,017,142	9,174,724
Buildings	4,809,116	4,962,721	22,507,103	23,224,400	27,316,219	28,187,121
Improvements	2,797,622	2,972,150	4,588,276	4,429,800	7,385,898	7,401,950
Equipment	617,496	639,356	1,922,223	1,860,358	2,539,719	2,499,714
Vehicles	1,068,276	1,182,333	879,389	1,308,053	1,947,665	2,490,386
Infrastructure	<u>23,445,091</u>	<u>24,192,752</u>	<u>30,831,743</u>	<u>26,362,811</u>	<u>54,276,834</u>	<u>50,555,563</u>
Totals	<u>\$ 35,941,852</u>	<u>\$ 36,679,496</u>	<u>\$ 67,581,171</u>	<u>\$ 64,669,508</u>	<u>\$ 103,523,023</u>	<u>\$ 101,349,004</u>

The City's largest capital asset category is infrastructure which includes roads constructed from 1980 through 2022. These items are immovable and of value only to the City, however, the annual cost of purchasing these items is quite significant. The net book value of the City's infrastructure (cost less accumulated depreciation) represents approximately 65.23% of the City's total governmental capital assets.

The City's business-type infrastructure capital asset category primarily includes water and sewer lines. These items play a vital role in the income producing ability of the business-type activities. The net book value of the City's infrastructure (cost less accumulated depreciation) represents approximately 45.62% of the City's total business-type capital assets.

Debt Administration

The City had the following long-term obligations outstanding at December 31, 2022 and 2021. Additional details are provided in Note 9 of the notes to the basic financial statements.

	Governmental Activities	
	2022	2021
Loans payable	\$ 190,538	\$ 250,064
Compensated absences	1,287,610	1,261,775
Bonds payable	3,515,000	3,640,000
Police and fire pension liability	<u>1,234,953</u>	<u>1,308,835</u>
Total long-term obligations	<u>\$ 6,228,101</u>	<u>\$ 6,460,674</u>

	Business-Type Activities	
	2022	2021
OWDA loans	\$ 27,791,038	\$ 28,100,269
OPWC loans	30,675	47,764
Financed purchase obligation	247,671	306,221
Landfill closure/postclosure	2,491,457	2,360,937
Compensated absences	197,899	191,363
Bonds payable	<u>5,619,000</u>	<u>6,107,000</u>
Total long-term obligations	<u>\$ 36,377,740</u>	<u>\$ 37,113,554</u>

CITY OF STEUBENVILLE, OHIO

MANAGEMENT'S DISCUSSION AND ANALYSIS FOR THE YEAR ENDED DECEMBER 31, 2022 (UNAUDITED)

Economic Conditions and Outlook

The unemployment rates as of December 31, 2022 are 3.3% for the United States, 3.5% for the State of Ohio and 5.0% for Jefferson County. The rates are lower than the rates at December 31, 2021 due to jobs coming back that were lost as a result of the COVID-19 pandemic. The City is constantly balancing the fluctuating revenues in the general fund to the services the City provides.

The City continues to grapple with the high cost of providing water and sewer services to its customers while meeting the demands of federal and State environmental authorities. This City has undertaken several projects to improve the City's water and sewer treatment and distribution systems. These projects have been financed through loans obtained through the Ohio Water Development Authority (OWDA) and through the issuance of bonds.

The City has also undertaken several other projects. The City was involved in the following street improvement projects during 2022: the Hot Mix paving program, the Lovers Lane widening project and State Route 7 traffic signal upgrade project.

Contacting the City's Financial Management

This financial report is designed to provide our citizens, taxpayers, investors and creditors with a general overview of the City's finances and to show the City's accountability for the money it receives. If you have questions about this report or need additional financial information contact: Mr. David Lewis, Finance Director, City of Steubenville, 115 South Third Street, Steubenville, Ohio 43952.

CITY OF STEUBENVILLE, OHIO

STATEMENT OF NET POSITION
DECEMBER 31, 2022

	Governmental Activities	Business-type Activities	Total
Assets:			
Equity in pooled cash and cash equivalents . . .	\$ 27,943,915	\$ 14,461,428	\$ 42,405,343
Receivables:			
Income taxes	2,183,233	-	2,183,233
Property and other taxes	1,696,777	-	1,696,777
Accounts	764,903	1,599,526	2,364,429
Leases	858,235	-	858,235
Special assessments	186,421	-	186,421
Accrued interest	2,145	-	2,145
Due from other governments	2,232,415	80,796	2,313,211
Royalties	-	27,674	27,674
Materials and supplies inventory	306,959	188,647	495,606
Prepayments	243,606	78,458	322,064
Restricted assets:			
Cash with fiscal agent	-	1,197,441	1,197,441
Net pension asset	43,486	45,029	88,515
Net OPEB asset	598,247	619,471	1,217,718
Internal balance	115,936	(115,936)	-
Capital assets:			
Land and construction in progress	3,204,251	6,852,437	10,056,688
Depreciable capital assets, net	32,737,601	60,728,734	93,466,335
Total capital assets, net	<u>35,941,852</u>	<u>67,581,171</u>	<u>103,523,023</u>
Total assets	<u>73,118,130</u>	<u>85,763,705</u>	<u>158,881,835</u>
Deferred outflows of resources:			
Pension	5,351,844	1,000,471	6,352,315
OPEB	1,198,208	28,456	1,226,664
Total deferred outflows of resources	<u>6,550,052</u>	<u>1,028,927</u>	<u>7,578,979</u>
Liabilities:			
Accounts payable	328,107	85,892	413,999
Contracts payable	220,913	451,023	671,936
Retainage payable	-	299,067	299,067
Accrued wages and benefits	104,468	42,672	147,140
Matured compensated absences payable	1,611	-	1,611
Accrued vacation payable	590,806	184,455	775,261
Due to other governments	248,944	55,561	304,505
Accrued interest payable	24,284	23,957	48,241
Claims payable	823,686	-	823,686
Deposits held and due to others	-	446,265	446,265
Unearned revenue	3,932,628	-	3,932,628
Long-term liabilities:			
Due within one year	359,635	3,616,550	3,976,185
Due in more than one year:			
Net pension liability	14,157,965	1,787,406	15,945,371
Net OPEB liability	2,181,111	-	2,181,111
Other amounts due in more than one year	<u>5,969,556</u>	<u>32,930,623</u>	<u>38,900,179</u>
Total liabilities	<u>28,943,714</u>	<u>39,923,471</u>	<u>68,867,185</u>
Deferred inflows of resources:			
Property taxes levied for the next fiscal year	1,429,864	-	1,429,864
Leases	843,844	-	843,844
Pension	6,584,393	2,211,246	8,795,639
OPEB	<u>1,525,960</u>	<u>663,068</u>	<u>2,189,028</u>
Total deferred inflows of resources	<u>10,384,061</u>	<u>2,874,314</u>	<u>13,258,375</u>
Net position:			
Net investment in capital assets	32,767,122	36,296,205	69,063,327
Restricted for:			
Capital projects	36,709	-	36,709
Street construction, maintenance and repairs	1,981,225	-	1,981,225
Community development programs	1,051,834	-	1,051,834
Police programs	30,760	-	30,760
Court programs	338,453	-	338,453
Municipal court improvements	74,990	-	74,990
Other purposes	576,517	-	576,517
Unrestricted	<u>3,482,797</u>	<u>7,698,642</u>	<u>11,181,439</u>
Total net position	<u>\$ 40,340,407</u>	<u>\$ 43,994,847</u>	<u>\$ 84,335,254</u>

SEE ACCOMPANYING NOTES TO THE BASIC FINANCIAL STATEMENTS

CITY OF STEUBENVILLE, OHIO

STATEMENT OF ACTIVITIES
FOR THE YEAR ENDED DECEMBER 31, 2022

	Expenses	Program Revenues		
		Charges for Services and Sales	Operating Grants and Contributions	Capital Grants and Contributions
Governmental activities:				
General government.	\$ 3,844,208	\$ 1,151,985	\$ 1,946,226	\$ -
Security of persons and property	9,745,235	956,202	8,026,169	-
Public health and welfare	130,828	11,817	-	-
Transportation.	4,312,120	59,468	1,120,783	1,063,788
Community environment	516,611	369,055	685,439	-
Leisure time activity.	1,053,087	37,091	343,264	14,000
Interest and fiscal charges.	217,429	-	-	-
Total governmental activities	<u>19,819,518</u>	<u>2,585,618</u>	<u>12,121,881</u>	<u>1,077,788</u>
Business-type activities:				
Water.	5,276,002	8,129,624	-	-
Sewer.	4,441,598	5,945,952	-	860,563
Refuse.	2,185,169	2,045,941	-	-
Total business-type activities	<u>11,902,769</u>	<u>16,121,517</u>	<u>-</u>	<u>860,563</u>
Total primary government	<u>\$ 31,722,287</u>	<u>\$ 18,707,135</u>	<u>\$ 12,121,881</u>	<u>\$ 1,938,351</u>

General revenues:

- Property taxes levied for:
 - General purposes
 - Debt service.
- Income taxes levied for:
 - General purposes
 - Street improvements.
 - Equipment improvement.
 - Recreation improvement.
- Other taxes:
 - Hotel occupancy taxes.
 - Permissive motor vehicle license taxes.
- Grants and entitlements not restricted
 - to specific programs
- Investment earnings
- Miscellaneous

Total general revenues

Transfers

Change in net position

Net position at beginning of year.

Net position at end of year.

SEE ACCOMPANYING NOTES TO THE BASIC FINANCIAL STATEMENTS

**Net (Expense) Revenue
and Changes in Net Position**

Governmental Activities	Business-type Activities	Total
\$ (745,997)	\$ -	\$ (745,997)
(762,864)	-	(762,864)
(119,011)	-	(119,011)
(2,068,081)	-	(2,068,081)
537,883	-	537,883
(658,732)	-	(658,732)
(217,429)	-	(217,429)
<u>(4,034,231)</u>	<u>-</u>	<u>(4,034,231)</u>
-	2,853,622	2,853,622
-	2,364,917	2,364,917
-	(139,228)	(139,228)
<u>-</u>	<u>5,079,311</u>	<u>5,079,311</u>
<u>(4,034,231)</u>	<u>5,079,311</u>	<u>1,045,080</u>
1,163,776	-	1,163,776
244,844	-	244,844
11,398,361	-	11,398,361
776,868	-	776,868
295,395	-	295,395
98,465	-	98,465
289,547	-	289,547
267,511	-	267,511
1,086,793	-	1,086,793
153,178	68,938	222,116
408,490	111,214	519,704
<u>16,183,228</u>	<u>180,152</u>	<u>16,363,380</u>
<u>(669,292)</u>	<u>669,292</u>	<u>-</u>
11,479,705	5,928,755	17,408,460
<u>28,860,702</u>	<u>38,066,092</u>	<u>66,926,794</u>
<u>\$ 40,340,407</u>	<u>\$ 43,994,847</u>	<u>\$ 84,335,254</u>

CITY OF STEUBENVILLE, OHIO

BALANCE SHEET
GOVERNMENTAL FUNDS
DECEMBER 31, 2022

	General	American Rescue Plan Act	.7% City Income Tax Street Improvement	Other Governmental Funds	Total Governmental Funds
Assets:					
Equity in pooled cash and cash equivalents . . .	\$ 18,495,248	\$ 3,932,628	\$ 2,069,993	\$ 3,275,028	\$ 27,772,897
Receivables:					
Income taxes	1,979,394	-	135,076	68,763	2,183,233
Real and other taxes	1,394,210	-	14,610	287,957	1,696,777
Accounts	216,878	-	-	-	216,878
Special assessments	-	-	-	186,421	186,421
Accrued interest	2,145	-	-	-	2,145
Due from other governments	476,176	-	179,585	1,576,654	2,232,415
Leases	858,235	-	-	-	858,235
Prepayments	239,864	-	3,687	55	243,606
Materials and supplies inventory	201,959	-	-	105,000	306,959
Total assets	<u>\$ 23,864,109</u>	<u>\$ 3,932,628</u>	<u>\$ 2,402,951</u>	<u>\$ 5,499,878</u>	<u>\$ 35,699,566</u>
Liabilities:					
Accounts payable	\$ 246,383	\$ -	\$ 180	\$ 81,544	\$ 328,107
Contracts payable	17,064	-	203,849	-	220,913
Accrued wages and benefits	101,002	-	1,916	1,550	104,468
Matured compensated absences payable	1,611	-	-	-	1,611
Due to other governments	173,727	-	2,834	2,100	178,661
Unearned revenue	-	3,932,628	-	-	3,932,628
Total liabilities	<u>539,787</u>	<u>3,932,628</u>	<u>208,779</u>	<u>85,194</u>	<u>4,766,388</u>
Deferred inflows of resources:					
Property taxes levied for the next fiscal year . . .	1,182,850	-	-	247,014	1,429,864
Delinquent property tax revenue not available . .	203,632	-	-	28,345	231,977
Special assessments revenue not available	-	-	-	186,421	186,421
Income tax revenue not available	1,825,400	-	131,531	68,763	2,025,694
Intergovernmental revenue not available	406,483	-	17,077	1,473,747	1,897,307
Licenses and permits revenue not available	150,643	-	-	657	151,300
Leases	843,844	-	-	-	843,844
Total deferred inflows of resources	<u>4,612,852</u>	<u>-</u>	<u>148,608</u>	<u>2,004,947</u>	<u>6,766,407</u>
Fund balances:					
Nonspendable	470,036	-	3,687	105,055	578,778
Restricted	-	-	-	2,505,291	2,505,291
Committed	-	-	2,041,877	799,391	2,841,268
Assigned	9,811,516	-	-	-	9,811,516
Unassigned	8,429,918	-	-	-	8,429,918
Total fund balances	<u>18,711,470</u>	<u>-</u>	<u>2,045,564</u>	<u>3,409,737</u>	<u>24,166,771</u>
Total liabilities, deferred inflows of resources and fund balances	<u>\$ 23,864,109</u>	<u>\$ 3,932,628</u>	<u>\$ 2,402,951</u>	<u>\$ 5,499,878</u>	<u>\$ 35,699,566</u>

SEE ACCOMPANYING NOTES TO THE BASIC FINANCIAL STATEMENTS

CITY OF STEUBENVILLE, OHIO

RECONCILIATION OF TOTAL GOVERNMENTAL FUND BALANCES TO
NET POSITION OF GOVERNMENTAL ACTIVITIES
DECEMBER 31, 2022

Total governmental fund balances		\$	24,166,771
<i>Amounts reported for governmental activities on the statement of net position are different because:</i>			
Capital assets used in governmental activities are not financial resources and therefore are not reported in the funds.			35,941,852
Other long-term assets are not available to pay for current-period expenditures and therefore are deferred inflows in the funds.			
Income taxes receivable	\$	2,025,694	
Property and other taxes receivable		231,977	
Accounts receivable		151,300	
Intergovernmental receivable		1,897,307	
Special assessments receivable		186,421	
Total		4,492,699	4,492,699
The internal service fund is used by management to charge the costs of health insurance to individual funds. The assets and liabilities of the internal service fund are included in governmental activities on the statement of net position.			(58,990)
Interest is accrued on outstanding loans and bonds on the statement of net position whereas in governmental funds, interest expenditures are reported when due.			(24,284)
Unamortized premiums on bond issuances are not recognized in the funds.			(101,090)
Vacation is accrued for leave on the statement of net position, whereas in the funds, vacation leave expenditures are reported when taken.			(590,806)
The net pension asset and net pension liability are not available to pay for current period expenditures and are not due and payable in the current period, respectively; therefore, the asset, liability and related deferred inflows/outflows are not reported in governmental funds.			
Net pension asset		43,486	
Deferred outflows of resources		5,351,844	
Deferred inflows of resources		(6,584,393)	
Net pension liability		(14,157,965)	
Total		(15,347,028)	(15,347,028)
The net OPEB asset and net OPEB liability are not available to pay for current period expenditures and are not due and payable in the current period, respectively; therefore, the asset, liability and related deferred inflows/outflows are not reported in governmental funds.			
Net OPEB asset		598,247	
Deferred outflows of resources		1,198,208	
Deferred inflows of resources		(1,525,960)	
Net OPEB liability		(2,181,111)	
Total		(1,910,616)	(1,910,616)
Long-term liabilities, including, but not limited to, bonds payable, are not due and payable in the current period and therefore are not reported in the funds.			
Compensated absences		1,287,610	
Police and fire pension liability		1,234,953	
General obligation bonds payable		3,515,000	
Loans payable		190,538	
Total		(6,228,101)	(6,228,101)
Net position of governmental activities		\$	40,340,407

SEE ACCOMPANYING NOTES TO THE BASIC FINANCIAL STATEMENTS

CITY OF STEUBENVILLE, OHIO

STATEMENT OF REVENUES, EXPENDITURES AND CHANGES IN FUND BALANCES
GOVERNMENTAL FUNDS
FOR THE YEAR ENDED DECEMBER 31, 2022

	<u>General</u>	<u>American Rescue Plan Act</u>	<u>.7% City Income Tax Street Improvement</u>	<u>Other Governmental Funds</u>	<u>Total Governmental Funds</u>
Revenues:					
Municipal income taxes	\$ 11,491,674	\$ -	\$ 785,231	\$ 400,000	\$ 12,676,905
Property and other taxes	1,353,688	-	200,633	462,243	2,016,564
Charges for services	1,041,792	-	1,011	-	1,042,803
Licenses and permits	731,381	-	57,197	12,250	800,828
Fines and forfeitures	217,194	-	-	111,170	328,364
Intergovernmental	1,088,607	10,466,890	1,059,912	2,053,539	14,668,948
Special assessments	-	-	-	134,100	134,100
Investment income	153,178	-	-	-	153,178
Rental income	297,691	-	-	-	297,691
Contributions and donations	1,735	-	-	-	1,735
Other	296,645	-	2,500	107,610	406,755
Total revenues	<u>16,673,585</u>	<u>10,466,890</u>	<u>2,106,484</u>	<u>3,280,912</u>	<u>32,527,871</u>
Expenditures:					
Current:					
General government	2,467,555	1,366,053	-	554,267	4,387,875
Security of persons and property	1,770,231	7,997,750	-	19,379	9,787,360
Public health and welfare	130,828	-	-	-	130,828
Transportation	834,219	263,903	287,099	811,583	2,196,804
Community environment	61,673	60,757	-	380,652	503,082
Leisure time activity	469,373	311,537	-	17,301	798,211
Capital outlay	165,973	466,890	1,818,023	777,170	3,228,056
Debt service:					
Principal retirement	98,882	-	59,526	100,000	258,408
Interest and fiscal charges	89,049	-	7,647	127,894	224,590
Total expenditures	<u>6,087,783</u>	<u>10,466,890</u>	<u>2,172,295</u>	<u>2,788,246</u>	<u>21,515,214</u>
Net change in fund balances	10,585,802	-	(65,811)	492,666	11,012,657
Fund balances at beginning of year	<u>8,125,668</u>	<u>-</u>	<u>2,111,375</u>	<u>2,917,071</u>	<u>13,154,114</u>
Fund balances at end of year	<u>\$ 18,711,470</u>	<u>\$ -</u>	<u>\$ 2,045,564</u>	<u>\$ 3,409,737</u>	<u>\$ 24,166,771</u>

SEE ACCOMPANYING NOTES TO THE BASIC FINANCIAL STATEMENTS

CITY OF STEUBENVILLE, OHIO

RECONCILIATION OF THE STATEMENT OF REVENUES, EXPENDITURES AND CHANGES
IN FUND BALANCES OF GOVERNMENTAL FUNDS TO THE STATEMENT OF ACTIVITIES
FOR THE YEAR ENDED DECEMBER 31, 2022

Net change in fund balances - total governmental funds	\$	11,012,657
<i>Amounts reported for governmental activities in the statement of activities are different because:</i>		
Governmental funds report capital outlays as expenditures. However, in the statement of activities, the cost of those assets is allocated over their estimated useful lives as depreciation expense.		
Capital asset additions	\$ 2,997,884	
Current year depreciation	(3,066,236)	
Total		(68,352)
The net effect of various miscellaneous transactions involving capital assets (i.e., sales, disposals, trade-ins, and donations) is to decrease net position.		
		(669,292)
Revenues in the statement of activities that do not provide current financial resources are not reported as revenues in the funds.		
the funds.		
Income taxes	(107,816)	
Property and other taxes	(52,200)	
Licenses and permits and charges for services revenue	(52,228)	
Intergovernmental revenues	(382,487)	
Special assessments	35,375	
Total		(559,356)
Repayment of bond and loan principal is an expenditure in the governmental funds, but the repayment reduces long-term liabilities on the statement of net position.		
		258,408
In the statement of activities, interest is accrued on outstanding bonds and loans, whereas in governmental funds, an interest expenditure is reported when due.		
Decrease in accrued interest payable	1,751	
Amortization of bond premiums	5,410	
Total		7,161
In the statement of activities, vacation leave is accrued when earned, whereas in governmental funds, an expenditure is reported when vacation leave is taken.		
		(10,253)
Some expenses reported in the statement of activities, such as compensated absences, do not require the use of current financial resources and therefore are not reported as expenditures in governmental funds.		
		(25,835)
Contractually required pension/OPEB contributions are reported as expenditures in governmental funds; however, the statement of net position reports these amounts as deferred outflows.		
Pension	1,566,823	
OPEB	28,676	
Total		1,595,499
Except for amounts reported as deferred inflows/outflows, changes in the net pension asset/liability and net OPEB asset/liability are reported as pension/OPEB expense in the statement of activities.		
Pension	(477,606)	
OPEB	363,787	
Total		(113,819)
The internal service fund used by management to charge the costs of insurance to individual funds is not reported in the government-wide statement of activities. Governmental fund expenditures and the related internal service fund revenues are eliminated. The net revenue (expense) of the internal service fund is allocated among the governmental activities.		
		52,887
Change in net position of governmental activities	\$	11,479,705

SEE ACCOMPANYING NOTES TO THE BASIC FINANCIAL STATEMENTS

CITY OF STEUBENVILLE, OHIO

STATEMENT OF REVENUES, EXPENDITURES AND CHANGES IN
 FUND BALANCE - BUDGET AND ACTUAL (NON-GAAP BUDGETARY BASIS)
 GENERAL FUND
 FOR THE YEAR ENDED DECEMBER 31, 2022

	<u>Budgeted Amounts</u>		<u>Actual</u>	<u>Variance with Final Budget Positive (Negative)</u>
	<u>Original</u>	<u>Final</u>		
Revenues:				
Municipal income taxes	\$ 11,025,500	\$ 11,123,252	\$ 11,483,574	\$ 360,322
Property and other taxes	1,314,100	1,374,572	1,355,998	(18,574)
Charges for services	819,500	1,080,329	1,056,448	(23,881)
Licenses and permits	632,900	741,337	731,381	(9,956)
Fines and forfeitures	280,000	215,935	217,194	1,259
Intergovernmental	1,120,100	1,053,181	1,103,895	50,714
Investment income	3,000	84,622	126,867	42,245
Rental income	74,000	310,928	307,466	(3,462)
Contributions and donations	3,500	3,985	1,735	(2,250)
Other	2,657,500	10,645,424	10,697,792	52,368
Total revenues	<u>17,930,100</u>	<u>26,633,565</u>	<u>27,082,350</u>	<u>448,785</u>
Expenditures:				
Current:				
General government	7,357,410	8,232,894	7,951,241	281,653
Security of persons and property	8,100,087	8,320,217	8,185,763	134,454
Public health and welfare	89,500	133,261	129,608	3,653
Transportation	1,451,925	1,265,585	1,181,189	84,396
Community environment	81,162	102,669	101,373	1,296
Leisure time activity	665,396	717,286	694,095	23,191
Capital outlay	-	499,256	498,256	1,000
Debt service:				
Principal retirement	25,000	25,000	25,000	-
Interest and fiscal charges	35,200	34,200	34,200	-
Total expenditures	<u>17,805,680</u>	<u>19,330,368</u>	<u>18,800,725</u>	<u>529,643</u>
Net change in fund balances	124,420	7,303,197	8,281,625	978,428
Fund balances at beginning of year	5,858,100	5,858,100	5,858,100	-
Prior year encumbrances appropriated	885,580	885,580	885,580	-
Fund balance at end of year	<u>\$ 6,868,100</u>	<u>\$ 14,046,877</u>	<u>\$ 15,025,305</u>	<u>\$ 978,428</u>

SEE ACCOMPANYING NOTES TO THE BASIC FINANCIAL STATEMENTS

CITY OF STEUBENVILLE, OHIO

STATEMENT OF REVENUES, EXPENDITURES AND CHANGES IN
 FUND BALANCE - BUDGET AND ACTUAL (NON-GAAP BUDGETARY BASIS)
 AMERICAN RESCUE PLAN ACT FUND
 FOR THE YEAR ENDED DECEMBER 31, 2022

	<u>Budgeted Amounts</u>			Variance with Final Budget Positive (Negative)
	<u>Original</u>	<u>Final</u>	<u>Actual</u>	
Revenues:				
Intergovernmental	\$ 7,299,150	\$ 7,299,150	\$ 7,299,150	\$ -
Total revenues	<u>7,299,150</u>	<u>7,299,150</u>	<u>7,299,150</u>	<u>-</u>
Expenditures:				
Current:				
General government	2,709,400	10,000,000	10,000,000	-
Capital outlay	<u>8,020,777</u>	<u>522,570</u>	<u>522,570</u>	<u>-</u>
Total expenditures	<u>10,730,177</u>	<u>10,522,570</u>	<u>10,522,570</u>	<u>-</u>
Net change in fund balances	(3,431,027)	(3,223,420)	(3,223,420)	-
Fund balances at beginning of year	6,554,150	6,554,150	6,554,150	-
Prior year encumbrances appropriated . . .	<u>560,343</u>	<u>560,343</u>	<u>560,343</u>	<u>-</u>
Fund balance at end of year	<u>\$ 3,683,466</u>	<u>\$ 3,891,073</u>	<u>\$ 3,891,073</u>	<u>\$ -</u>

SEE ACCOMPANYING NOTES TO THE BASIC FINANCIAL STATEMENTS

CITY OF STEUBENVILLE, OHIO

STATEMENT OF NET POSITION
 PROPRIETARY FUNDS
 DECEMBER 31, 2022

	<u>Business-type Activities - Enterprise Funds</u>				<u>Governmental Activities - Internal Service Fund</u>
	<u>Water</u>	<u>Sewer</u>	<u>Refuse</u>	<u>Total</u>	
Assets:					
Current assets:					
Equity in pooled cash and cash equivalents . . .	\$ 5,495,036	\$ 5,833,255	\$ 3,133,137	\$ 14,461,428	\$ 171,018
Receivables:					
Accounts	810,664	654,980	133,882	1,599,526	548,025
Due from other governments	-	80,796	-	80,796	-
Royalties	-	-	27,674	27,674	-
Materials and supplies inventory	155,495	33,152	-	188,647	-
Prepayments	29,413	29,073	19,972	78,458	-
Total current assets	<u>6,490,608</u>	<u>6,631,256</u>	<u>3,314,665</u>	<u>16,436,529</u>	<u>719,043</u>
Noncurrent assets:					
Restricted assets:					
Cash with fiscal agent	-	-	1,197,441	1,197,441	-
Net pension asset	17,705	15,964	11,360	45,029	-
Net OPEB asset	243,571	219,621	156,279	619,471	-
Capital assets:					
Land and construction in progress	1,298,273	5,524,164	30,000	6,852,437	-
Depreciable capital assets, net	<u>39,230,271</u>	<u>20,775,953</u>	<u>722,510</u>	<u>60,728,734</u>	-
Total capital assets, net	<u>40,528,544</u>	<u>26,300,117</u>	<u>752,510</u>	<u>67,581,171</u>	-
Total noncurrent assets	<u>40,789,820</u>	<u>26,535,702</u>	<u>2,117,590</u>	<u>69,443,112</u>	-
Total assets	<u>47,280,428</u>	<u>33,166,958</u>	<u>5,432,255</u>	<u>85,879,641</u>	<u>719,043</u>
Deferred outflows of resources:					
Pension	388,104	369,978	242,389	1,000,471	-
OPEB	11,219	11,692	5,545	28,456	-
Total deferred outflows of resources	<u>\$ 399,323</u>	<u>\$ 381,670</u>	<u>\$ 247,934</u>	<u>\$ 1,028,927</u>	<u>\$ -</u>

- - Continued

CITY OF STEUBENVILLE, OHIO

STATEMENT OF NET POSITION
 PROPRIETARY FUNDS (CONTINUED)
 DECEMBER 31, 2022

	Business-type Activities - Enterprise Funds				Governmental Activities - Internal Service Fund
	Water	Sewer	Refuse	Total	
Liabilities:					
Current liabilities:					
Accounts payable	\$ 30,488	\$ 45,016	\$ 10,388	\$ 85,892	\$ -
Contracts payable	108,991	342,032	-	451,023	-
Retainage payable	10,477	288,590	-	299,067	-
Accrued wages and benefits	18,983	13,121	10,568	42,672	-
Due to other governments	19,295	16,693	19,573	55,561	70,283
Accrued vacation payable	69,742	60,912	53,801	184,455	-
Deposits held and due to others	148,755	148,755	148,755	446,265	-
Accrued interest payable	6,043	17,914	-	23,957	-
Current portion of compensated absences	20,075	2,283	3,248	25,606	-
Current portion of OPWC loans	2,191	-	-	2,191	-
Current portion of OWDA loans	1,910,323	1,024,563	-	2,934,886	-
Current portion of general obligation bonds	237,000	188,000	-	425,000	-
Current portion of revenue bonds	-	79,000	-	79,000	-
Current portion of landfill closure/postclosure	-	-	90,000	90,000	-
Current portion of financed purchase obligation	-	59,867	-	59,867	-
Claims payable	-	-	-	-	823,686
Total current liabilities	<u>2,582,363</u>	<u>2,286,746</u>	<u>336,333</u>	<u>5,205,442</u>	<u>893,969</u>
Long-term liabilities:					
Compensated absences	51,365	55,604	65,324	172,293	-
OWDA loans payable	11,533,230	13,322,922	-	24,856,152	-
OPWC loans payable	28,484	-	-	28,484	-
General obligation bonds payable	1,653,994	3,550,439	-	5,204,433	-
Revenue bonds payable	-	80,000	-	80,000	-
Financed purchase obligation payable	-	187,804	-	187,804	-
Landfill closure/postclosure	-	-	2,401,457	2,401,457	-
Net pension liability	702,794	633,688	450,924	1,787,406	-
Total long-term liabilities	<u>13,969,867</u>	<u>17,830,457</u>	<u>2,917,705</u>	<u>34,718,029</u>	<u>-</u>
Total liabilities	<u>16,552,230</u>	<u>20,117,203</u>	<u>3,254,038</u>	<u>39,923,471</u>	<u>893,969</u>
Deferred inflows of resources:					
Pension	857,081	782,479	571,686	2,211,246	-
OPEB	251,659	234,360	177,049	663,068	-
Total deferred inflows of resources	<u>1,108,740</u>	<u>1,016,839</u>	<u>748,735</u>	<u>2,874,314</u>	<u>-</u>
Net position:					
Net investment in capital assets	27,494,933	8,048,762	752,510	36,296,205	-
Unrestricted (deficit)	<u>2,523,848</u>	<u>4,365,824</u>	<u>924,906</u>	<u>7,814,578</u>	<u>(174,926)</u>
Total net position (deficit)	<u>\$ 30,018,781</u>	<u>\$ 12,414,586</u>	<u>\$ 1,677,416</u>	<u>44,110,783</u>	<u>\$ (174,926)</u>
Adjustment to reflect the consolidation of the internal service funds activities related to enterprise funds				<u>(115,936)</u>	
Net position of business-type activities				<u>\$ 43,994,847</u>	

SEE ACCOMPANYING NOTES TO THE BASIC FINANCIAL STATEMENTS

CITY OF STEUBENVILLE, OHIO

STATEMENT OF REVENUES, EXPENSES AND
CHANGES IN NET POSITION
PROPRIETARY FUNDS
FOR THE YEAR ENDED DECEMBER 31, 2022

	Business-type Activities - Enterprise Funds				Governmental
	Water	Sewer	Refuse	Total	Activities - Internal Service Fund
Operating revenues:					
Charges for services	\$ 8,129,624	\$ 5,945,952	\$ 1,834,450	\$ 15,910,026	\$ 3,999,124
Royalties.	-	-	211,491	211,491	-
Stop-loss reimbursements	-	-	-	-	803,681
Other operating revenues	36,564	36,770	37,880	111,214	66,503
Total operating revenues.	<u>8,166,188</u>	<u>5,982,722</u>	<u>2,083,821</u>	<u>16,232,731</u>	<u>4,869,308</u>
Operating expenses:					
Personal services	1,555,002	1,473,444	1,011,797	4,040,243	-
Contract services.	-	-	394,930	394,930	-
Maintenance and operations.	1,908,169	1,507,090	313,960	3,729,219	-
Landfill closure and post-closure costs . . .	-	-	192,837	192,837	-
Depreciation.	1,366,505	874,716	277,542	2,518,763	-
Claims expense	-	-	-	-	4,698,445
Other	-	-	-	-	92,861
Total operating expenses.	<u>4,829,676</u>	<u>3,855,250</u>	<u>2,191,066</u>	<u>10,875,992</u>	<u>4,791,306</u>
Operating income (loss).	<u>3,336,512</u>	<u>2,127,472</u>	<u>(107,245)</u>	<u>5,356,739</u>	<u>78,002</u>
Nonoperating revenues (expenses):					
Interest and fiscal charges	(456,020)	(595,549)	-	(1,051,569)	-
Loss on disposal of capital assets	(323)	-	-	(323)	-
Interest income.	23,980	22,137	22,821	68,938	-
Total nonoperating revenues (expenses)	<u>(432,363)</u>	<u>(573,412)</u>	<u>22,821</u>	<u>(982,954)</u>	<u>-</u>
Income (loss) before capital contributions. . . .	2,904,149	1,554,060	(84,424)	4,373,785	78,002
Capital contributions.	-	1,529,855	-	1,529,855	-
Change in net position	2,904,149	3,083,915	(84,424)	5,903,640	78,002
Net position (deficit) at beginning of year . .	<u>27,114,632</u>	<u>9,330,671</u>	<u>1,761,840</u>	<u>38,207,143</u>	<u>(252,928)</u>
Net position (deficit) at end of year	<u>\$ 30,018,781</u>	<u>\$ 12,414,586</u>	<u>\$ 1,677,416</u>	<u>44,110,783</u>	<u>\$ (174,926)</u>
Adjustment to reflect the consolidation of internal service funds activities related to enterprise funds.				<u>25,115</u>	
Change in net position of business-type activities				<u>\$ 5,928,755</u>	

SEE ACCOMPANYING NOTES TO THE BASIC FINANCIAL STATEMENTS

THIS PAGE IS INTENTIONALLY LEFT BLANK

CITY OF STEUBENVILLE, OHIO
STATEMENT OF CASH FLOWS
PROPRIETARY FUNDS
FOR THE YEAR ENDED DECEMBER 31, 2022

	<u>Business-type Activities - Enterprise Funds</u>				Governmental Activities - Internal Service Fund
	<u>Water</u>	<u>Sewer</u>	<u>Refuse</u>	<u>Total</u>	
Cash flows from operating activities:					
Cash received from charges for services	\$ 7,935,391	\$ 5,804,551	\$ 1,832,074	\$ 15,572,016	\$ 3,999,124
Cash received from royalties	-	-	240,692	240,692	-
Cash received from stop loss reimbursement	-	-	-	-	337,659
Cash received from other operations	36,564	36,770	37,880	111,214	66,503
Cash payments for personal services	(1,979,203)	(1,879,987)	(1,304,732)	(5,163,922)	-
Cash payments for contractual services	-	-	(385,446)	(385,446)	-
Cash payments for maintenance and operations	(1,967,418)	(1,642,643)	(368,980)	(3,979,041)	-
Cash payments for claims	-	-	-	-	(4,476,902)
Cash payments for other purposes	-	-	-	-	(92,861)
Net cash provided by (used in) operating activities	<u>4,025,334</u>	<u>2,318,691</u>	<u>51,488</u>	<u>6,395,513</u>	<u>(166,477)</u>
Cash flows from noncapital financing activities:					
Cash received from OWDA loan	-	54,135	-	54,135	-
Principal retirement on OWDA loans	(43,092)	-	-	(43,092)	-
Net cash provided by (used in) noncapital financing activities	<u>(43,092)</u>	<u>54,135</u>	<u>-</u>	<u>11,043</u>	<u>-</u>
Cash flows from capital and related financing activities:					
Acquisition of capital assets	(768,617)	(3,694,334)	(112,775)	(4,575,726)	-
Cash received from OWDA loan	293,026	2,299,099	-	2,592,125	-
Cash received from capital grant	-	779,767	-	779,767	-
Cash used for landfill closure/postclosure	-	-	(62,317)	(62,317)	-
Principal retirement on OPWC loans	(17,089)	-	-	(17,089)	-
Principal retirement on OWDA loans	(2,370,111)	(542,288)	-	(2,912,399)	-
Principal retirement on revenue bonds	-	(78,000)	-	(78,000)	-
Principal retirement on G.O. bonds	(229,750)	(180,250)	-	(410,000)	-
Principal retirement on financed purchase	-	(58,550)	-	(58,550)	-
Interest and fiscal charges	(467,128)	(602,186)	-	(1,069,314)	-
Net cash used in capital and related financing activities	<u>(3,559,669)</u>	<u>(2,076,742)</u>	<u>(175,092)</u>	<u>(5,811,503)</u>	<u>-</u>
Cash flows from investing activities:					
Interest received	23,980	22,137	22,821	68,938	-
Net cash provided by investing activities	<u>23,980</u>	<u>22,137</u>	<u>22,821</u>	<u>68,938</u>	<u>-</u>
Net increase (decrease) in cash and cash equivalents	446,553	318,221	(100,783)	663,991	(166,477)
Cash and cash equivalents at beginning of year	<u>5,048,483</u>	<u>5,515,034</u>	<u>4,431,361</u>	<u>14,994,878</u>	<u>337,495</u>
Cash and cash equivalents at end of year	<u>\$ 5,495,036</u>	<u>\$ 5,833,255</u>	<u>\$ 4,330,578</u>	<u>\$ 15,658,869</u>	<u>\$ 171,018</u>

- - Continued

CITY OF STEUBENVILLE, OHIO
STATEMENT OF CASH FLOWS
PROPRIETARY FUNDS (CONTINUED)
FOR THE YEAR ENDED DECEMBER 31, 2022

	<u>Business-type Activities - Enterprise Funds</u>				Governmental Activities - Internal Service Fund
	<u>Water</u>	<u>Sewer</u>	<u>Refuse</u>	<u>Total</u>	
Reconciliation of operating income (loss) to net cash provided by (used in) operating activities:					
Operating income (loss)	\$ 3,336,512	\$ 2,127,472	\$ (107,245)	\$ 5,356,739	\$ 78,002
Adjustments:					
Depreciation	1,366,505	874,716	277,542	2,518,763	-
Changes in assets, deferred outflows of resources, liabilities and deferred inflows of resources:					
Change in in accounts receivable	(232,907)	(180,075)	(41,050)	(454,032)	(466,022)
Change in in royalties receivable	-	-	29,201	29,201	-
Change in materials and supplies.	(19,647)	(5,646)	-	(25,293)	-
Change in prepayments.	674	35,429	523	36,626	-
Change in net pension asset.	(4,966)	(4,804)	(3,128)	(12,898)	-
Change in net OPEB asset.	(114,957)	(106,948)	(73,165)	(295,070)	-
Change in deferred outflows - pension	(185,218)	(213,962)	(106,831)	(506,011)	-
Change in deferred outflows - OPEB	68,374	46,509	50,505	165,388	-
Change in accounts payable.	(13,349)	(133,733)	(4,935)	(152,017)	-
Change in accrued wages.	7,488	2,234	1,954	11,676	-
Change in intergovernmental payable.	684	375	(11,027)	(9,968)	-
Change in compensated absences payable.	(13,587)	8,805	11,318	6,536	-
Change in landfill closure/postclosure obligation	-	-	192,837	192,837	-
Change in accrued vacation payable	(14,017)	(11,053)	9,994	(15,076)	-
Change in deposits held and due to others	5,479	5,479	5,479	16,437	-
Change in net pension liability.	(398,198)	(330,837)	(260,566)	(989,601)	-
Change in deferred inflows - pension.	377,775	333,844	197,291	908,910	-
Change in deferred inflows - OPEB.	(141,311)	(129,114)	(117,209)	(387,634)	-
Change in claims payable	-	-	-	-	221,543
Net cash provided by (used in) operating activities	<u>\$ 4,025,334</u>	<u>\$ 2,318,691</u>	<u>\$ 51,488</u>	<u>\$ 6,395,513</u>	<u>\$ (166,477)</u>

SEE ACCOMPANYING NOTES TO THE BASIC FINANCIAL STATEMENTS

Non-cash transactions:

At December 31, 2022, the water fund purchased \$119,468 in capital assets on account.
At December 31, 2021, the water fund purchased \$34,000 in capital assets on account.
At December 31, 2022, the sewer fund purchased \$630,622 in capital assets on account.
At December 31, 2021, the sewer fund purchased \$530,359 in capital assets on account.
During 2022, the sewer fund received \$669,292 in capital contributions from governmental activities.

CITY OF STEUBENVILLE, OHIO

STATEMENT OF FIDUCIARY ASSETS AND LIABILITIES
FIDUCIARY FUND
DECEMBER 31, 2022

	<u>Custodial</u>
Assets:	
Cash in segregated accounts.	\$ 1,724
Total assets	<u>\$ 1,724</u>
Liabilities:	
Intergovernmental payable.	\$ 1,724
Total liabilities	<u>\$ 1,724</u>

SEE ACCOMPANYING NOTES TO THE BASIC FINANCIAL STATEMENTS

CITY OF STEUBENVILLE, OHIO

STATEMENT OF CHANGES IN FIDUCIARY NET POSITION
 FIDUCIARY FUND
 FOR THE YEAR ENDED DECEMBER 31, 2022

	Custodial
Additions:	
Fines and forfeitures collected for other governments.	\$ 340,214
Total additions	340,214
Deductions:	
Fines and forfeitures distributed to other governments.	340,214
Total deductions.	340,214
Change in net position	-
Net position at beginning of year	-
Net position at end of year	\$ -

SEE ACCOMPANYING NOTES TO THE BASIC FINANCIAL STATEMENTS

CITY OF STEUBENVILLE, OHIO

NOTES TO THE BASIC FINANCIAL STATEMENTS FOR THE YEAR ENDED DECEMBER 31, 2022

NOTE 1 - DESCRIPTION OF THE CITY

The City of Steubenville, (the “City”), is a body politic and corporate established for the purpose of exercising the rights and privileges conveyed to it by the constitution and laws of the State of Ohio.

Beginning June 1, 1984, the City has operated under a council-manager form of government as provided by 705.51 to 705.60, Ohio Revised Code, inclusive. The powers and functions of the municipal governments are distributed among the municipality, its citizens, the various officers, boards, and commissions. The Mayor is the official head of the municipality for ceremonial purposes. Administration is not part of the duties of the Mayor. The City Council is composed of seven members, six of whom are elected by their respective electors within their designated wards. The Councilman at large, the seventh member of Council, is elected by the voters of the City at large. The City Council, by a majority vote, appoints the administrative City Manager.

The charter created two administrative departments: The Department of Finance and the Department of Law. The Directors of these departments are appointed by the City Manager and are approved by the Council.

Several board and commissions that serve the citizens of the City in various capacities are an integral part of the municipality’s government. The boards and commissions include: Civil Service Commission, Planning and Zoning Commission, Board of Engineering and Building Appeals and Parks and Recreation Board. All members of these boards and commissions are appointed by the Mayor and are approved by Council.

NOTE 2 - SUMMARY OF SIGNIFICANT ACCOUNTING POLICIES

The financial statements of the City have been prepared in conformity with accounting principles generally accepted in the United States of America (GAAP) as applied to local governmental units. The Governmental Accounting Standards Board (GASB) is the accepted standard-setting body for establishing governmental accounting and financial principles. The City’s significant accounting policies are described below.

A. Reporting Entity

For financial reporting purposes, the City’s financial statement includes all funds, agencies, boards, commissions, and departments for which the City is financially accountable. Component units are legally separate organizations for which the City is financially accountable. Financial accountability, as defined by the GASB, exists if the City appoints a voting majority of an organization’s Governing Board and is either able to impose its will on that organization or there is a potential for the organization to provide specific financial benefits to, or impose specific burdens on, the City. The City may also be financially accountable for governmental organizations with a separately elected Governing Board, a Governing Board appointed by another government, or a jointly appointed Board that is fiscally dependent on the City. The City also took into consideration other organizations for which the nature and significance of their relationship with the City are such that exclusion would cause the City’s financial statements to be misleading or incomplete. Based upon the application of these criteria, the City has no component units.

The primary government of the City consists of all funds, agencies, departments and offices that are not legally separate from the City. The primary government includes the City departments and agencies that provide the following services: police and fire protection, emergency medical services (EMS), planning, zoning, refuse collection, street maintenance and repairs, community development, parks and recreation and water and sewer utilities. The preceding financial statements include all funds of the City (the primary government).

CITY OF STEUBENVILLE, OHIO

NOTES TO THE BASIC FINANCIAL STATEMENTS
FOR THE YEAR ENDED DECEMBER 31, 2022

NOTE 2 - SUMMARY OF SIGNIFICANT ACCOUNTING POLICIES - (Continued)

The following organizations are described due to their relationship with the City.

JOINTLY GOVERNED ORGANIZATIONS

Jefferson County Regional Planning Commission: The City participates in the Jefferson County Regional Planning Commission (the Commission) which is a statutorily created political subdivision of the State of Ohio under Ohio Revised Code Chapter 713. The Commission is jointly governed among Jefferson County and municipalities and townships within Jefferson County. The Commission includes the three Jefferson County Commissioners, fourteen municipal mayors, fourteen township trustees, and six non-governmental representatives appointed by the member governments. Each member's control over the operation of the Commission is limited to its representation on the Board.

The Commission makes studies, maps, plans, recommendations and reports concerning the physical, environment, social, economic and governmental functions and services of Jefferson County and applies for Community Development Block Grants on behalf of member governments. The Board exercises total control of the budgeting, appropriation, contracting and management. The City contributed a fee of \$250 in 2022. Continued existence of the Commission is not dependent on the continued participation of the City. Complete financial statements can be obtained from the Jefferson County Regional Planning Commission, Steubenville, Ohio.

Jefferson County Family and Children First Council: The Jefferson County Family and Children First Council (the Council) is a jointly governed organization created under Ohio Revised Code Section 121.37. The Council is currently governed by a 24 member Board, which includes a representative of the City of Steubenville. During 2022, the City made no contributions to the Council. Continued existence of the Council is not dependent on the City's continued participation.

Jefferson County Port Authority: The Jefferson County Port Authority (the "Authority") was created in April 2012 and is a jointly governed organization between Jefferson County, the City of Steubenville and the Jefferson County Regional Planning Commission. The Authority was established pursuant to Ohio Revised Code Section 4582.21. The purpose of the Authority is to enhance, foster, aid, provide or promote transportation, economic development, housing, recreation, education, governmental operations, culture, research and the creation and preservation of jobs and employment opportunities.

The Authority is governed by a Board consisting of nine appointed members, four appointed by Jefferson County, four appointed by the City of Steubenville, and one appointed by the Jefferson County Regional Planning Commission.

B. Basis of Presentation - Fund Accounting

The City's financial statements consist of government-wide statements, including a statement of net position and a statement of activities and fund financial statements which provide a more detailed level of financial information.

Government-Wide Financial Statements - The statement of net position and the statement of activities display information about the City as a whole. These statements include the financial activities of the primary government, except for fiduciary funds. The activities of the internal service fund are eliminated to avoid "doubling up" revenues and expenses. The statements distinguish between those activities of the City that are governmental and those that are considered business-type activities.

CITY OF STEUBENVILLE, OHIO

NOTES TO THE BASIC FINANCIAL STATEMENTS
FOR THE YEAR ENDED DECEMBER 31, 2022

NOTE 2 - SUMMARY OF SIGNIFICANT ACCOUNTING POLICIES - (Continued)

The statement of net position presents the financial condition of the governmental and business-type activities of the City at year end. The statement of activities presents a comparison between direct expenses and program revenues for each program or function of the City's governmental activities and for the business-type activities of the City. Direct expenses are those that are specifically associated with a service, program or department and therefore clearly identifiable to a particular function. Program revenues include charges paid by the recipient of the goods or services offered by the program, grants and contributions that are restricted to meeting the operational or capital requirements of a particular program and interest earned on grants that is required to be used to support a particular program. Revenues which are not classified as program revenues are presented as general revenues of the City, with certain limited exceptions. The comparison of direct expenses with program revenues identifies the extent to which each business segment or governmental functions are self-financing or draw from the general revenues of the City. The City does not eliminate interfund services provided or used when consolidating activities.

Fund Financial Statements - During the year, the City segregates transactions related to certain City functions or activities in separate funds in order to aid financial management and to demonstrate legal compliance. Fund financial statements are designed to present financial information of the City at this more detailed level. The focus of governmental and proprietary fund financial statements is on major funds. Each major fund is presented in a separate column. Nonmajor funds are aggregated and presented in a single column. The internal service fund is presented in a single column on the face of the proprietary fund statements. Fiduciary funds are reported by type.

C. Fund Accounting

The City uses funds to maintain its financial records during the year. A fund is defined as a fiscal and accounting entity with a self-balancing set of accounts. There are three categories of funds: governmental, proprietary and fiduciary.

Governmental Funds - Governmental funds are those through which most governmental functions typically are financed. Governmental fund reporting focuses on the sources, uses and balances of current financial resources. Expendable assets are assigned to the various governmental funds according to the purposes for which they may or must be used. Current liabilities are assigned to the fund from which they will be paid. The difference between governmental fund assets plus deferred outflows of resources and liabilities plus deferred inflows of resources is reported as fund balance. The following are the City's major governmental funds:

General fund - The general fund is used to account for and report all financial resources not accounted for and reported in another fund. The general fund balance is available for any purpose provided it is expended or transferred according to the general laws of Ohio.

American Rescue Plan Act Fund - This fund accounts for monies received from the federal government as part of the American Rescue Plan Act (ARPA) of 2021. This Act provides additional relief to address the continued impact of the COVID-19 pandemic.

.7% City income tax - street improvement fund - The .7% city income tax - street improvement fund is used to account for income tax revenue committed for, and grants restricted for, improvement of streets within the City.

Other governmental funds of the City are used to account for (a) financial resources that are restricted, committed, or assigned to expenditures for capital outlays including the acquisition or construction of capital facilities and other capital assets, (b) specific revenue sources that are restricted or committed to an expenditure for specified purposes other than debt service or capital projects and (c) financial resources that are restricted, committed, or assigned to expenditure for principal and interest.

CITY OF STEUBENVILLE, OHIO

NOTES TO THE BASIC FINANCIAL STATEMENTS FOR THE YEAR ENDED DECEMBER 31, 2022

NOTE 2 - SUMMARY OF SIGNIFICANT ACCOUNTING POLICIES - (Continued)

Proprietary Funds - Proprietary fund reporting focuses on changes in net position, financial position and cash flows. Proprietary funds are classified as either enterprise funds or internal service funds.

Enterprise funds - The enterprise funds may be used to account for any activity for which a fee is charged to external users for goods or services. The following are the City's major enterprise funds:

Water fund - This fund accounts for the provision of water treatment and distribution to its residential and commercial users located within the City.

Sewer fund - This fund accounts for the provision of sanitary sewer service to the residents and commercial users located within the City.

Refuse fund - This fund accounts for the operations providing refuse waste removal to the residents and commercial users located within the City.

Internal service fund - The internal service fund accounts for the financing of services provided by one department or agency to other departments or agencies of the City on a cost-reimbursement basis. The City's internal service fund reports on the activity of the centralized City self-insurance health program.

Fiduciary Funds - Fiduciary fund reporting focuses on net position and changes in net position. The fiduciary fund category is split into four classifications: pension trust funds, investment trust funds, private-purpose trust funds and custodial funds. Trust funds are used to account for assets held by the City under a trust agreement for individuals, private organizations, or other governments and are therefore not available to support the City's own programs. The City's only fiduciary fund is a custodial fund that accounts for municipal court fines and fees collected for and distributed to other governments.

D. Measurement Focus

Government-Wide Financial Statements - The government-wide financial statements are prepared using the economic resources measurement focus. All assets, deferred outflows of resources, liabilities and deferred inflows of resources associated with the operation of the City are included on the statement of net position.

Fund Financial Statements - All governmental funds are accounted for using a flow of current financial resources measurement focus. With this measurement focus, only current assets and current liabilities generally are included on the balance sheet. The statement of revenues, expenditures and changes in fund balances reports on the sources (i.e., revenues and other financing sources) and uses (i.e., expenditures and other financing uses) of current financial resources. This approach differs from the manner in which the governmental activities of the government-wide financial statements are prepared. Governmental fund financial statements therefore include a reconciliation with brief explanations to better identify the relationship between the government-wide statements and the financial statements for governmental funds.

Like the government-wide statements, all proprietary funds and fiduciary funds are accounted for on a flow of economic resources measurement focus. All assets, deferred inflows of resources, liabilities and deferred outflows of resources associated with the operation of these funds are included on the statement of net position. The statement of changes in fund net position presents increases (i.e., revenues) and decreases (i.e., expenses) in total net position. The statement of cash flows provides information about how the City finances and meets the cash flow needs of its proprietary activities.

CITY OF STEUBENVILLE, OHIO

NOTES TO THE BASIC FINANCIAL STATEMENTS
FOR THE YEAR ENDED DECEMBER 31, 2022

NOTE 2 - SUMMARY OF SIGNIFICANT ACCOUNTING POLICIES - (Continued)

E. Basis of Accounting

Basis of accounting determines when transactions are recorded in the financial records and reported on the financial statements. Government-wide financial statements are prepared using the accrual basis of accounting. Governmental funds use the modified accrual basis of accounting. Proprietary and fiduciary funds also use the accrual basis of accounting. Differences in the accrual and modified accrual basis of accounting arise in the recognition of revenue, the recording of deferred inflows and outflows and in the presentation of expenses versus expenditures.

Revenues - Exchange and Nonexchange Transactions - Revenues resulting from exchange transactions, in which each party gives and receives essentially equal value, are recorded on the accrual basis when the exchange takes place. On a modified accrual basis, revenue is recorded in the fiscal year in which the resources are measurable and become available. Available means that the resources will be collected within the current fiscal year or are expected to be collected soon enough thereafter to be used to pay liabilities of the current fiscal year. For the City, available means expected to be received within thirty-one days of year end.

Nonexchange transactions, in which the City receives value without directly giving equal value in return, include income taxes, property taxes, grants, entitlements and donations. On an accrual basis, revenue from income taxes is recognized in the period in which the income is earned (See Note 5.B.). Revenue from property taxes is recognized in the year for which the taxes are levied (See Note 5.A.). Revenue from grants, entitlements and donations is recognized in the year in which all eligibility requirements have been satisfied. Eligibility requirements include timing requirements, which specify the year when the resources are required to be used or the year when use is first permitted, matching requirements, in which the City must provide local resources to be used for a specified purpose, and expenditure requirements, in which the resources are provided to the City on a reimbursement basis. On a modified accrual basis, revenue from nonexchange transactions must also be available before it can be recognized.

Under the modified accrual basis, the following revenue sources are considered to be both measurable and available at year end: income tax, State-levied locally shared taxes (including gasoline tax, local government funds and permissive tax), fines and forfeitures and licenses and permits and fees.

Deferred Outflows of Resources and Deferred Inflows of Resources - In addition to assets, the government-wide statement of net position will report a separate section for deferred outflows of resources. Deferred outflows of resources represent a consumption of net assets that applies to a future period and will not be recognized as an outflow of resources (expense/expenditure) until then. See Notes 11 and 12 for deferred outflows of resources related to net pension liability/asset and net OPEB liability/asset, respectively.

In addition to liabilities, both the government-wide statement of net position and the governmental fund financial statements report a separate section for deferred inflows of resources. Deferred inflows of resources represent an acquisition of net assets that applies to a future period and will not be recognized as an inflow of resources (revenue) until that time. Deferred inflows of resources include property taxes and unavailable revenue. Property taxes represent amounts for which there is an enforceable legal claim as of December 31, 2022, but which were levied to finance 2023 operations. These amounts have been recorded as a deferred inflow of resources on both the government-wide statement of net position and the governmental fund financial statements. Unavailable revenue is reported only on the governmental funds balance sheet, and represents receivables which will not be collected within the available period. Unavailable revenue includes, but is not limited to, delinquent property taxes and intergovernmental grants. These amounts are deferred and recognized as an inflow of resources in the period the amounts become available. The deferred inflow of resources for leases is related to the lease receivable and is being amortized to lease revenue in a systematic and rational manner over the term of the lease.

See Notes 11 and 12 for deferred inflows of resources related to net pension liability/asset and net OPEB liability/asset, respectively. These deferred inflows of resources are only reported on the government-wide statement of net position.

CITY OF STEUBENVILLE, OHIO

NOTES TO THE BASIC FINANCIAL STATEMENTS
FOR THE YEAR ENDED DECEMBER 31, 2022

NOTE 2 - SUMMARY OF SIGNIFICANT ACCOUNTING POLICIES - (Continued)

Expenses/Expenditures - On the accrual basis of accounting, expenses are recognized at the time they are incurred.

The measurement focus of governmental fund accounting is on decreases in net financial resources (expenditures) rather than expenses. Expenditures are generally recognized in the accounting period in which the related fund liability is incurred, if measurable. Allocations of cost, such as depreciation and amortization, are not recognized in governmental funds.

F. Budgetary Data

The budgetary process is prescribed by provisions of the Ohio Revised Code and entails the preparation of budgetary documents within an established timetable. The major documents prepared are the tax budget, the certificate of estimated resources and the appropriations resolution, all of which are prepared on the budgetary basis of accounting. The certificate of estimated resources and the appropriations ordinance are subject to amendment throughout the year with the legal restriction that appropriations cannot exceed estimated resources, as certified. The legal level of budgetary control is by office, department, and division, and within each, appropriated for personal services. Budgetary modifications may only be made by resolution of the City Council at the legal level of budgetary control.

Tax Budget - During the first Council meeting in July, the Finance Director presents the annual operating budget for the following year to City Council for consideration and passage. The adopted budget is submitted to the County Auditor, as Secretary of the County Budget Commission, by July 20 of each year, for the period January 1 to December 31 of the following year.

Estimated Resources - The County Budget Commission determines if the budget substantiates a need to levy all or part of previously authorized taxes and reviews estimated revenue. The Commission certifies its actions to the City by September 1. As part of this certification, the City receives the official certificate of estimated resources, which states the projected revenue of each fund. On or before December 31, the City must revise its budget so that the total contemplated expenditures from any fund during the ensuing fiscal year will not exceed the amount available as stated in the certificate of estimated resources. The revised budget then serves as the basis for the annual appropriations measure. On or about January 1, the certificate of estimated resources is amended to include unencumbered cash balances at December 31 of the preceding year.

The certificate of estimated resources may be amended during the year if projected increases or decreases in revenue are identified by the Finance Director. The amounts reported as the original budgeted amounts on the budgetary statements reflect the amounts on the certificate of estimated resources when the original appropriations were adopted. The amounts reported as the final budgeted amounts on the budgetary statements reflect the amounts on the amended certificate of estimated resources at the time final appropriations were adopted.

Appropriations - A temporary appropriation ordinance to control expenditures may be passed on or about January 1 of each year for the period January 1 to March 31. An annual appropriation ordinance must be passed by April 1 of each year for the period January 1 to December 31. The appropriation ordinance fixes spending authority at the legal level of budgetary control. The appropriation ordinance may be amended during the year as new information becomes available, provided that total fund appropriations do not exceed current estimated resources, as certified. The amounts reported as the original budgeted amounts reflect the first appropriation resolution for the fund that covers the entire year, including amounts automatically carried forward from prior years. The amounts reported as the final budgeted amounts represent the final appropriation amounts passed by Council during the year.

Lapsing of Appropriations - At the close of each year, the unencumbered balance of each appropriation reverts to the respective fund from which it was appropriated and becomes subject to future appropriations. Encumbrances are carried forward and are not re-appropriated as part of the subsequent year appropriations.

CITY OF STEUBENVILLE, OHIO

NOTES TO THE BASIC FINANCIAL STATEMENTS
FOR THE YEAR ENDED DECEMBER 31, 2022

NOTE 2 - SUMMARY OF SIGNIFICANT ACCOUNTING POLICIES - (Continued)

G. Cash and Cash Equivalents

To improve cash management, cash received by the City is pooled. Monies for all funds are maintained in this pool. Individual fund integrity is maintained through the City's records. Each fund's interest in the pool is presented as "equity in pooled cash and cash equivalents" on the financial statements.

Under existing Ohio statutes all investment earnings are assigned to the general fund unless statutorily required to be credited to a specific fund. During 2022, interest revenue credited to the general fund amounted to \$153,178, which includes \$77,120 assigned from other City funds.

For purpose of the statement of cash flows and for presentation on the statement of net position, investments of the cash management pool and investments with original maturities of three months or less at the time they are purchased by the City are considered to be cash equivalents. Investments with an initial maturity of more than three months are reported as investments, to the extent that the investment was purchased from a specific fund.

The City has segregated bank accounts for Municipal Court monies held separate from the City's central bank account. These interest bearing depository accounts are presented on the financial statements as "cash in segregated accounts" since they are not required to be deposited into the City treasury.

An analysis of the City's depository accounts at year-end is provided in Note 4.

H. Inventories of Materials and Supplies

On government-wide and fund financial statements, purchased inventories are presented at cost. Inventories are recorded on a first-in, first-out basis and are expensed when used. Inventories are accounted for using the consumption method.

On the fund financial statements, reported material and supplies inventory is equally offset as a component of nonspendable fund balance in the governmental funds which indicates that it does not constitute available spendable resources even though it is a component of net current assets.

Inventory consists of expendable supplies held for consumption.

I. Capital Assets

General capital assets are those assets not specifically related to activities reported in the proprietary funds. These assets generally result from expenditures in the governmental funds. These assets are reported in the governmental activities column of the government-wide statement of net position, but are not reported in the fund financial statements. Capital assets utilized by the proprietary funds are reported both in the business-type activities column of the government-wide statement of net position and in the respective funds.

All capital assets are capitalized at cost (or estimated historical cost) and updated for additions and retirements during the year. Donated capital assets are recorded at their acquisition values as of the date received. The City maintains a capitalization threshold of \$5,000. The City's infrastructure consists of streets, irrigation systems, traffic lights, and water and sewer lines. Improvements are capitalized; the costs of normal maintenance and repairs that do not add to the value of the asset or materially extend an asset's life are not.

All reported capital assets are depreciated except for land and construction in progress. Improvements are depreciated over the remaining useful lives of the related capital assets. Useful lives for infrastructure were estimated based on the City's historical records of necessary improvements and replacement. Depreciation is computed using the straight-line method over the following useful lives:

CITY OF STEUBENVILLE, OHIO

NOTES TO THE BASIC FINANCIAL STATEMENTS
FOR THE YEAR ENDED DECEMBER 31, 2022

NOTE 2 - SUMMARY OF SIGNIFICANT ACCOUNTING POLICIES - (Continued)

<u>Description</u>	<u>Governmental Activities Estimated Lives</u>	<u>Business-type Activities Estimated Lives</u>
Improvements	10 - 15 years	10 - 15 years
Buildings	50 years	50 years
Equipment	10 - 20 years	10 - 20 years
Vehicles	5 - 20 years	5 - 20 years
Infrastructure:		
Sewer and water lines	N/A	50 years
Roads, traffic lights	10 - 65 years	10 - 65 years

J. Compensated Absences

Compensated absences of the City consist of sick leave to the extent that payment to the employee for these absences is attributable to services already rendered and are not contingent on a specific event that is outside the control of the City and the employee. Vacation earned in the current year must be used by December 31 of the following year.

In conformity with GASB Statement No. 16, “Accounting for Compensated Absences”, vacation benefits are accrued as a liability as the benefits are earned if the employees' rights to receive compensation are attributable to services already rendered and it is probable that the City will compensate the employees for the benefits through paid time off or some other means. Sick leave benefits are accrued as a liability using the vesting method. The liability is based on the sick leave accumulated at December 31 by those employees who are currently eligible to receive termination (severance) payments and by those employees for whom it is probable they will become eligible to receive termination (severance) benefits in the future.

The total liability for sick leave payments has been calculated using pay rates in effect at the financial statement date, and reduced to the maximum payment allowed by labor contract and/or statute, plus applicable additional salary related payments. City employees are granted sick leave in varying amounts. In the event of termination, an employee is reimbursed for accumulated sick leave at various rates.

The entire compensated absence liability is reported on the government-wide financial statements.

On governmental fund financial statements, compensated absences are recognized as liabilities and expenditures to the extent payments come due each period upon the occurrence of employee resignations and retirements. These amounts are recorded in the account “matured compensated absences payable” in the fund from which the employees who have accumulated leave are paid. The noncurrent portion of the liability is not reported. For proprietary funds, the entire amount of compensated absences is reported as a fund liability.

K. Prepaid Items

Prepayments made to vendors for services that will benefit future periods beyond December 31, 2022 are recorded as prepaid items using the consumption method by recording a current asset for the prepaid amount and reflecting the expenditure/expense in the year in which it was consumed.

L. Accrued Liabilities and Long-Term Obligations

All payables, accrued liabilities and long-term obligations are reported in the government-wide financial statements, and all payables, accrued liabilities and long-term obligations payable from proprietary funds are reported on the proprietary fund financial statements.

CITY OF STEUBENVILLE, OHIO

NOTES TO THE BASIC FINANCIAL STATEMENTS
FOR THE YEAR ENDED DECEMBER 31, 2022

NOTE 2 - SUMMARY OF SIGNIFICANT ACCOUNTING POLICIES - (Continued)

In general, governmental fund payables and accrued liabilities that, once incurred, are paid in a timely manner and in full from current financial resources are reported as obligations of the funds. However, claims and judgments and compensated absences that will be paid from governmental funds are reported as a liability in the fund financial statements only to the extent that they are due for payment during the current year. Net pension/OPEB liability should be recognized in the governmental funds to the extent that benefit payments are due and payable and the pension/OPEB plan's fiduciary net position is not sufficient for payment of those benefits.

M. Fund Balance

Fund balance is divided into five classifications based primarily on the extent to which the City is bound to observe constraints imposed upon the use of the resources in the governmental funds. The classifications are as follows:

Nonspendable - The nonspendable fund balance classification includes amounts that cannot be spent because they are not in spendable form or legally required to be maintained intact. The "not in spendable form" criterion includes items that are not expected to be converted to cash.

Restricted - Fund balance is reported as restricted when constraints are placed on the use of resources that are either externally imposed by creditors (such as through debt covenants), grantors, contributors, or laws or regulations of other governments, or imposed by law through constitutional provisions or enabling legislation.

Committed - The committed fund balance classification includes amounts that can be used only for the specific purposes imposed by a formal action (ordinance) of City Council (the highest level of decision making authority). Those committed amounts cannot be used for any other purpose unless City Council removes or changes the specified use by taking the same type of action (ordinance) it employed to previously commit those amounts. Committed fund balance also incorporates contractual obligations to the extent that existing resources in the fund have been specifically committed for use in satisfying those contractual requirements.

Assigned - Amounts in the assigned fund balance classification are intended to be used by the City for specific purposes but do not meet the criteria to be classified as restricted nor committed. In governmental funds other than the general fund, assigned fund balance represents the remaining amount that is not restricted or committed. In the general fund, assigned amounts represent intended uses established by Ordinance of City Council, which includes giving the Finance Director the authority to constrain monies for intended purposes.

Unassigned - Unassigned fund balance is the residual classification for the general fund and includes all spendable amounts not contained in the other classifications. In other governmental funds, the unassigned classification is only used to report a deficit fund balance resulting from overspending for specific purposes for which amounts had been restricted, committed, or assigned.

The City applies restricted resources first when expenditures are incurred for purposes for which restricted and unrestricted (committed, assigned, and unassigned) fund balance is available. Similarly, within unrestricted fund balance, committed amounts are reduced first followed by assigned, and then unassigned amounts when expenditures are incurred for purposes for which amounts in any of the unrestricted fund balance classifications could be used.

CITY OF STEUBENVILLE, OHIO

NOTES TO THE BASIC FINANCIAL STATEMENTS
FOR THE YEAR ENDED DECEMBER 31, 2022

NOTE 2 - SUMMARY OF SIGNIFICANT ACCOUNTING POLICIES - (Continued)

N. Extraordinary and Special Items

Extraordinary items are transactions or events that are both unusual in nature and infrequent in occurrence. Special items are transactions or events that are within the control of Council and that are either unusual in nature or infrequent in occurrence. The City had no extraordinary or special items during 2022.

O. Estimates

The preparation of the financial statements in conformity with GAAP requires management to make estimates and assumptions that affect the amounts reported in the financial statements and accompanying notes. Actual results may differ from those estimates.

P. Interfund Activity

Transfers between governmental and business-type activities on the governmental-wide statements are reported in the same manner as general revenues.

Exchange transactions between funds are reported as revenues in the seller funds and as expenditures/expenses in the purchaser funds. Flows of cash or goods from one fund to another without a requirement for repayment are reported as interfund transfers. Interfund transfers are reported as other financing sources/uses in governmental funds and after non-operating revenues/expense in proprietary funds. Repayments from funds responsible for particular expenditures/expenses to the funds that initially paid for them are not presented on the financial statements. The City had no interfund activity during 2022.

Q. Net Position

Net position represents the difference between assets and deferred outflows and liabilities and deferred inflows. The net position component “net investment in capital assets,” consists of capital assets, net of accumulated depreciation, reduced by the outstanding balances of any borrowing used for the acquisition, construction or improvement of those assets. Deferred outflows of resources and deferred inflows of resources that are attributable to the acquisition, construction or improvement of those assets or related debt also should be included in this component of net position. Net position is reported as restricted when there are limitations imposed on its use either through the enabling legislation adopted by the City or through external restrictions imposed by creditors, grantors or laws or regulations of other governments. Restricted net position for other purposes consists primarily of monies restricted for special assessments and mentoring programs.

The City applies restricted resources first when an expense is incurred for purposes for which both restricted and unrestricted net position is available.

R. Operating Revenues and Expenses

Operating revenues are those revenues that are generated directly from the primary activity of the proprietary funds. For the City, these revenues are charges for services for the water, sewer and refuse enterprise funds and charges for services to other departments for the self-insurance internal service fund. Operating expenses are necessary costs incurred to provide the good or service that are the primary activity of the fund. All revenues and expenses not meeting these descriptions are reported as nonoperating revenues and expenses.

S. Unamortized Bond Premiums

Bond premiums are amortized over the term of the bonds using the straight-line method. Bond premiums are presented as an addition to the face amount of the bonds.

On the fund financial statements, bond premiums are recognized in the current period. The reconciliation between the bond’s face value and the amount reported on the statement of net position is presented in Note 9.

CITY OF STEUBENVILLE, OHIO

NOTES TO THE BASIC FINANCIAL STATEMENTS FOR THE YEAR ENDED DECEMBER 31, 2022

NOTE 2 - SUMMARY OF SIGNIFICANT ACCOUNTING POLICIES - (Continued)

T. Interfund Balances

On fund financial statements, receivables and payables resulting from short-term interfund loans are classified as “interfund loans receivable/payable”. Receivables and payables for services provided by one fund to another fund are classified as “due to/from other funds.” These amounts are eliminated in the governmental and business-type activities columns of the statement of net position, except for any net residual amounts due between governmental and business-type activities, which are presented as internal balances. The City had no interfund balances at December 31, 2022.

U. Restricted Assets

Assets are reported as restricted when limitations on their use change the nature or normal understanding of the availability of the asset. Such constraints are either externally imposed by creditors, contributors, grantors or laws of other governments, or are imposed by law through constitutional provisions or enabling legislation.

Certain resources set aside for the payment of landfill closure and post-closure costs are classified as restricted assets on the financial statements because their use is limited by a legal settlement.

V. Pensions/Other Postemployment Benefits (OPEB)

For purposes of measuring the net pension/OPEB liability/asset, deferred outflows of resources and deferred inflows of resources related pensions/OPEB, and pension/OPEB expense, information about the fiduciary net position of the pension/OPEB plans and additions to/deductions from their fiduciary net position have been determined on the same basis as they are reported by the pension/OPEB plan. For this purpose, benefit payments (including refunds of employee contributions) are recognized when due and payable in accordance with the benefit terms. The pension/OPEB plans report investments at fair value.

W. Contributions of Capital

Contributions of capital in proprietary fund financial statements arise from outside contributions of capital assets or from grants or outside contributions of resources restricted to capital acquisition and construction and from contributions from governmental funds. During 2022, the sewer fund received \$860,563 in contributions of capital from grants. The sewer fund also received \$669,292 in capital contributions from governmental funds.

X. Fair Value Measurements

The City categorizes its fair value measurements within the fair value hierarchy established by generally accepted accounting principles. The hierarchy is based on the valuation inputs used to measure the fair value of the asset. Level 1 inputs are quoted prices in active markets for identical assets; Level 2 inputs are significant other observable inputs; Level 3 inputs are significant unobservable inputs.

NOTE 3 - CHANGE IN ACCOUNTING PRINCIPLES

For 2022, the City has implemented GASB Statement No. 87, “Leases”, GASB Implementation Guide 2019-3, “Leases”, GASB Implementation Guide 2020-1, “Implementation Guide Update - 2020”, GASB Statement No. 91, “Conduit Debt Obligations”, GASB Statement No. 92, “Omnibus 2020”, GASB Statement No. 93, “Replacement of Interbank Offered Rates”, GASB Statement No. 97, “Certain Component Unit Criteria, and Accounting and Financial Reporting for Internal Revenue Code Section 457 Deferred Compensation Plans—an amendment of GASB Statements No. 14 and No. 84, and a supersession of GASB Statement No. 32” and certain paragraphs of GASB Statement No. 99, “Omnibus 2022”.

CITY OF STEUBENVILLE, OHIO

NOTES TO THE BASIC FINANCIAL STATEMENTS FOR THE YEAR ENDED DECEMBER 31, 2022

NOTE 3 - CHANGE IN ACCOUNTING PRINCIPLES - (Continued)

GASB Statement No. 87 and GASB Implementation Guide 2019-3 enhance the relevance and consistency of information of the government's leasing activities. It establishes requirements for lease accounting based on the principle that leases are financings of the right to use an underlying asset. A lessee is required to recognize a lease liability and an intangible right to use lease asset, and a lessor is required to recognize a lease receivable and a deferred inflow of resources.

These changes were incorporated in the City's 2022 financial statements. The City recognized \$901,367 in governmental activities in leases receivable at January 1, 2022, due to the implementation of GASB 87; however, this entire amount was offset by deferred inflows of resources for leases.

GASB Implementation Guide 2020-1 provides clarification on issues related to previously established GASB guidance. The implementation of GASB Implementation Guide 2020-1 did not have an effect on the financial statements of the City.

GASB Statement No. 91 provides a single method of reporting conduit debt obligations by issuers and eliminate diversity in practice associated with (1) commitments extended by issuers, (2) arrangements associated with conduit debt obligations, and (3) related note disclosures. This Statement achieves those objectives by clarifying the existing definition of a conduit debt obligation; establishing that a conduit debt obligation is not a liability of the issuer; establishing standards for accounting and financial reporting of additional commitments and voluntary commitments extended by issuers and arrangements associated with conduit debt obligations; and improving required note disclosures. The implementation of GASB Statement No. 91 did not have an effect on the financial statements of the City.

GASB Statement No. 92 enhances comparability in accounting and financial reporting and to improve the consistency of authoritative literature by addressing practice issues that have been identified during implementation and application of certain GASB Statements. The implementation of GASB Statement No. 92 did not have an effect on the financial statements of the City.

GASB Statement No. 93 establishes accounting and financial reporting requirements related to the replacement of Interbank Offered Rates (IBORs) in hedging derivative instruments and leases. It also identifies appropriate benchmark interest rates for hedging derivative instruments. The implementation of GASB Statement No. 93 did not have an effect on the financial statements of the City.

GASB Statement No. 97 is to (1) increase consistency and comparability related to the reporting of fiduciary component units in circumstances in which a potential component unit does not have a governing board and the primary government performs the duties that a governing board typically would perform; (2) mitigate costs associated with the reporting of certain defined contribution pension plans, defined contribution other postemployment benefit (OPEB) plans, and employee benefit plans other than pension plans or OPEB plans (other employee benefit plans) as fiduciary component units in fiduciary fund financial statements; and (3) enhance the relevance, consistency, and comparability of the accounting and financial reporting for Internal Revenue Code (IRC) Section 457 deferred compensation plans (Section 457 plans) that meet the definition of a pension plan and for benefits provided through those plans. The implementation of GASB Statement No. 97 did not have an effect on the financial statements of the City.

GASB Statement No. 99 is to enhance comparability in accounting and financial reporting and to improve the consistency of authoritative literature by addressing (1) practice issues that have been identified during implementation and application of certain GASB Statements and (2) accounting and financial reporting for financial guarantees. The implementation of GASB Statement No. 99 did not have an effect on the financial statements of the City.

CITY OF STEUBENVILLE, OHIO

NOTES TO THE BASIC FINANCIAL STATEMENTS
FOR THE YEAR ENDED DECEMBER 31, 2022

NOTE 4 - DEPOSITS

State statutes classify monies held by the City into three categories.

Active deposits are public deposits necessary to meet current demands on the treasury. Such monies must be maintained either as cash in the City treasury, in commercial accounts payable or withdrawable on demand, including negotiable order of withdrawal (NOW) accounts, or in money market deposit accounts.

Inactive deposits are public deposits that the City Council has identified as not required for use within the current five-year period of designation of depositories. Inactive deposits must either be evidenced by certificates of deposit maturing not later than the end of the current period of designation of depositories, or by savings or deposit accounts including, but not limited to, passbook accounts.

Interim deposits are deposits of interim monies. Interim monies are those monies which are not needed for immediate use, but which will be needed before the end of the current period of designation of depositories.

Interim deposits must be evidenced by time certificates of deposit maturing not more than one year from the date of deposit or by savings or deposit accounts including passbook accounts.

Interim monies may be deposited or invested in the following securities:

1. United States Treasury Notes, Bills, Bonds, or any other obligation or security issued by the United States Treasury or any other obligation guaranteed as to principal and interest by the United States;
2. Bonds, notes, debentures, or any other obligations or securities issued by any federal government agency or instrumentality, including, but not limited to, the Federal National Mortgage Association, Federal Home Loan Bank, Federal Farm Credit Bank, Federal Home Loan Mortgage Corporation, and Government National Mortgage Association. All federal agency securities shall be direct issuances of federal government agencies or instrumentalities;
3. Written repurchase agreements in the securities listed above provided that the market value of the securities subject to the repurchase agreement must exceed the principal value of the agreement by at least two percent and be marked to market daily, and that the term of the agreement must not exceed thirty days;
4. Bonds and other obligations of the State of Ohio, and with certain limitations including a requirement for maturity within ten years from the date of settlement, bonds and other obligations of political subdivisions of the State of Ohio, if training requirements have been met;
5. Time certificates of deposit or savings or deposit accounts including, but not limited to, passbook accounts;
6. No-load money market mutual funds consisting exclusively of obligations described in items (1) or (2) above and repurchase agreements secured by such obligations, provided that investments in securities described in this division are made only through eligible institutions;
7. The State Treasurer's investment pool, the State Treasury Asset Reserve of Ohio (STAR Ohio); and,
8. Certain bankers' acceptances (for a period not to exceed one hundred eighty days) and commercial paper notes (for a period not to exceed two hundred seventy days) in an amount not to exceed 40 percent of the interim monies available for investment at any one time if training requirements have been met.

CITY OF STEUBENVILLE, OHIO

NOTES TO THE BASIC FINANCIAL STATEMENTS
FOR THE YEAR ENDED DECEMBER 31, 2022

NOTE 4 - DEPOSITS - (Continued)

The City may also invest any monies not required to be used for a period of six months or more in the following:

1. Bonds of the State of Ohio;
2. Bonds of any municipal corporation, village, county, township, or other political subdivision of this State, as to which there is no default of principal interest, or coupons; and,
3. Obligations of the City.

Protection of the deposits is provided by the Federal Deposit Insurance Corporation (FDIC), by eligible securities pledged by the financial institution as security for repayment, or by the financial institutions participation in the Ohio Pooled Collateral System (OPCS), a collateral pool of eligible securities deposited with a qualified trustee and pledged to the Treasurer of State to secure the repayment of all public monies deposited in the financial institution.

Investments in stripped principal or interest obligations, reverse repurchase agreements and derivatives are prohibited. The issuance of taxable notes for the purpose of arbitrage, the use of leverage and short selling are also prohibited. Excepted as noted above, an investment must mature within five years from the date of purchase unless matched to a specific obligation or debt of the City, and must be purchased with the expectation that it will be held to maturity. Investments may only be made through specified dealers and institutions. Payment for investments may be made only upon delivery of the securities representing the investments to the Finance Director or, if the securities are not represented by a certificate, upon receipt of confirmation of transfer from the custodian.

A. Cash in Segregated Accounts

At year end, the City had \$1,724 deposited with a financial institution for monies related to the Municipal Court which is reported as a custodial fund. The entire balance is covered by the FDIC. The amount is not included in the City's depository balance below.

B. Cash with Fiscal Agent

At year end, the City had \$1,197,441 deposited with a financial institution for monies related to the Ohio Environmental Protection Agency (OPEA) trust agreement regarding the City's landfill. The amount is not included in the City's depository balance below.

C. Deposits with Financial Institutions

At December 31, 2022, the carrying amount of all City deposits was \$42,405,343 and the bank balance of all City deposits was \$42,146,459. Of the bank balance, \$16,080,631 was covered by the FDIC and \$26,065,828 was covered by the Ohio Pooled Collateral System (OPCS).

Custodial credit risk is the risk that, in the event of bank failure, the City will not be able to recover deposits or collateral securities that are in the possession of an outside party. The City has no deposit policy for custodial credit risk beyond the requirements of State statute. Ohio law requires that deposits either be insured or protected by (1) eligible securities pledged to the City's and deposited with a qualified trustee by the financial institution as security for repayment whose market value at all times shall be at least 105 percent of the deposits being secured, or (2) participation in the OPCS, a collateral pool of eligible securities deposited with a qualified trustee and pledged to the Treasurer of State to secure the repayment of all public monies deposited in the financial institution. OPCS requires the total market value of the securities pledged to be 102 percent of the deposits being secured or a rate set by the Treasurer of State. For 2022, the City's financial institutions were approved for a reduced collateral rate of 50 percent through the OPCS. Although all statutory requirements for the deposit of money had been followed, noncompliance with Federal requirements could potentially subject the City to a successful claim by the FDIC.

CITY OF STEUBENVILLE, OHIO

NOTES TO THE BASIC FINANCIAL STATEMENTS
FOR THE YEAR ENDED DECEMBER 31, 2022

NOTE 4 - DEPOSITS - (Continued)

D. Reconciliation of Cash and Cash Equivalents to the Statement of Net Position

The following is a reconciliation of cash as reported in the note above to cash as reported on the statement of net position as of December 31, 2022:

<u>Cash and cash equivalents per note</u>	
Carrying amount of deposits	\$ 42,405,343
Cash in segregated accounts	1,724
Cash with fiscal agent	<u>1,197,441</u>
Total	<u>\$ 43,604,508</u>
 <u>Cash and cash equivalents per statement of net position</u>	
Governmental activities	\$ 27,943,915
Business type activities	15,658,869
Custodial funds	<u>1,724</u>
Total	<u>\$ 43,604,508</u>

NOTE 5 - TAXES

A. Property Taxes

Property taxes include amounts levied against all real and public utility property located in the City. Taxes collected from real property taxes (other than public utility) in one calendar year are levied in the preceding calendar year on the assessed value as of January 1 of that preceding year, the lien date. Assessed values are established by the County Auditor at 35 percent of appraised market value. All property is required to be revaluated every six years. Real property taxes are payable annually or semi-annually. If paid annually, payment is due December 31; if paid semi-annually, the first payment is due December 31, with the remainder payable by June 20. Under certain circumstances, State statute permits later payment dates to be established.

Public utility real and tangible personal property taxes collected in one calendar year are levied in the preceding calendar year on assessed values determined as of December 31 of the second year preceding the tax collection year, the lien date. Public utility tangible personal property is assessed at varying percentages of true value; public utility real property is assessed at 35 percent of true value. 2022 public utility property taxes became a lien December 31, 2021, are levied after October 1, 2022, and are collected in 2023 with real property taxes. Public utility property taxes are payable on the same dates as real property taxes described previously.

The County Treasurer collects property taxes on behalf of all taxing districts in the County, including the City of Steubenville. The County Auditor periodically remits to the City its portion of the taxes collected. Property taxes receivable represents real property taxes, public utility taxes, delinquent tangible personal property taxes and other outstanding delinquencies which are measurable as of December 31, 2022 and for which there is an enforceable legal claim. In the governmental funds, the current portion receivable has been offset by a deferred inflow since the current taxes were not levied to finance 2022 operations and the collection of delinquent taxes has been offset by deferred inflow since the collection of the taxes during the available period is not subject to reasonable estimation. On a full accrual basis, collectible delinquent property taxes have been recorded as a receivable and revenue while on a modified accrual basis the revenue is a deferred inflow.

CITY OF STEUBENVILLE, OHIO

NOTES TO THE BASIC FINANCIAL STATEMENTS
FOR THE YEAR ENDED DECEMBER 31, 2022

NOTE 5 - TAXES - (Continued)

The full tax rate for all City operations for the year ended December 31, 2022 was \$8.20 per \$1,000 of assessed value. The assessed values of real and public utility property upon which 2022 property tax receipts were based are as follows:

<u>Real property</u>	
Residential/agricultural	\$ 175,831,160
Commercial/industrial/mineral	71,763,810
<u>Public utility</u>	
Real	41,740
Personal	<u>29,721,150</u>
Total assessed value	<u><u>\$ 277,357,860</u></u>

B. Municipal Income Tax

The City's municipal income tax of 2.0 percent is levied on gross salaries, wages and other personal service compensation earned by residents both in and out of the City and on the earnings of nonresidents (except certain transients) earned in the City. This tax also applies to net income of business organizations within the City. Residents of the City are allowed a credit for all income taxes paid to other municipalities up to 100% of the City's current rate.

Employers within the City are required to withhold income tax on employee earnings and remit the tax to the Regional Income Tax Agency (RITA) at least monthly. Corporations and other individual taxpayers are required to pay their estimated tax at least quarterly and file a final return annually. The income tax is collected by RITA and remitted to the City twice per month.

Municipal income taxes are allocated by City ordinance as follows: 100% of the original one percent of the City income tax is for the general fund; .7% of the second one percent is allocated in various amounts to the general, street improvement, equipment and recreation funds; and .3% of this second one percent is allocated in various amounts to the general and street improvement funds.

NOTE 6 - RECEIVABLES

Receivables at December 31, 2022 consisted of taxes, accounts (billings for user charged services), leases, intergovernmental receivables arising from grants, entitlements, royalties, interest and special assessments. Receivables have been recorded to the extent that they are measurable at December 31, 2022.

CITY OF STEUBENVILLE, OHIO

NOTES TO THE BASIC FINANCIAL STATEMENTS
FOR THE YEAR ENDED DECEMBER 31, 2022

NOTE 6 - RECEIVABLES - (Continued)

A summary of the items of receivables reported on the statement of net position follows:

Governmental activities:

Income taxes	\$ 2,183,233
Property and other taxes	1,696,777
Accounts	764,903
Leases	858,235
Special assessments	186,421
Accrued interest	2,145
Due from other governments	2,232,415

Business-type activities:

Accounts	1,599,526
Due from other governments	80,796
Royalties	27,674

Receivables have been disaggregated on the face of the financial statements. All receivables are expected to be collected within the subsequent year, with the exception of special assessments and leases, which will be collected over the life of the assessment and leases, respectively.

The City is reporting leases receivable of \$858,235 in the general fund. For 2022, the City recognized lease revenue of \$57,522, which is reported in rental income, and interest revenue of \$26,311.

The City has entered into the following lease agreements as the lessor at varying years and terms as follows:

<u>Lease Type</u>	<u>Lease Commencement Date</u>	<u>Lease End Date</u>	<u>Payment Method</u>
Cell tower at water tower - T-Mobile	2011	2040	Monthly
Cell tower at EGCC - Verizon	2008	2038	Monthly
Cell tower at water tower - Verizon	2005	2040	Monthly
Cell tower at water tower - AT&T	2005	2030	Monthly

The following is a schedule of future lease payments under the lease agreements:

<u>Fiscal Year</u>	<u>Principal</u>	<u>Interest</u>	<u>Total</u>
2023	\$ 42,255	\$ 25,171	\$ 67,426
2024	43,799	23,881	67,680
2025	46,739	22,538	69,277
2026	50,334	21,075	71,409
2027	51,865	19,544	71,409
2028 - 2032	244,188	74,521	318,709
2033 - 2037	251,387	39,038	290,425
2038 - 2040	127,668	5,181	132,849
Total	<u>\$ 858,235</u>	<u>\$ 230,949</u>	<u>\$ 1,089,184</u>

CITY OF STEUBENVILLE, OHIO

NOTES TO THE BASIC FINANCIAL STATEMENTS
FOR THE YEAR ENDED DECEMBER 31, 2022

NOTE 7 - CAPITAL ASSETS

Capital asset activity for the year ended December 31, 2022, was as follows:

<u>Governmental activities:</u>	<u>Balance</u> <u>12/31/21</u>	<u>Additions</u>	<u>Disposals</u>	<u>Balance</u> <u>12/31/22</u>
<i>Capital assets, not being depreciated:</i>				
Land	\$ 973,546	\$ -	\$ -	\$ 973,546
Construction in progress	<u>1,756,638</u>	<u>2,044,628</u>	<u>(1,570,561)</u>	<u>2,230,705</u>
Total capital assets, not being depreciated	<u>2,730,184</u>	<u>2,044,628</u>	<u>(1,570,561)</u>	<u>3,204,251</u>
<i>Capital assets, being depreciated:</i>				
Buildings	8,057,769	-	-	8,057,769
Improvements	7,530,393	137,767	-	7,668,160
Equipment	2,618,727	103,973	(6,000)	2,716,700
Vehicles	5,512,245	243,370	(39,628)	5,715,987
Infrastructure	<u>63,560,410</u>	<u>1,369,415</u>	<u>-</u>	<u>64,929,825</u>
Total capital assets, being depreciated	<u>87,279,544</u>	<u>1,854,525</u>	<u>(45,628)</u>	<u>89,088,441</u>
<i>Less: accumulated depreciation:</i>				
Buildings	(3,095,048)	(153,605)	-	(3,248,653)
Improvements	(4,558,243)	(312,295)	-	(4,870,538)
Equipment	(1,979,371)	(125,833)	6,000	(2,099,204)
Vehicles	(4,329,912)	(357,427)	39,628	(4,647,711)
Infrastructure	<u>(39,367,658)</u>	<u>(2,117,076)</u>	<u>-</u>	<u>(41,484,734)</u>
Total accumulated depreciation	<u>(53,330,232)</u>	<u>(3,066,236)</u>	<u>45,628</u>	<u>(56,350,840)</u>
Total capital assets, being depreciated, net	<u>33,949,312</u>	<u>(1,211,711)</u>	<u>-</u>	<u>32,737,601</u>
Governmental activities capital assets, net	<u>\$ 36,679,496</u>	<u>\$ 832,917</u>	<u>\$ (1,570,561)</u>	<u>\$ 35,941,852</u>

CITY OF STEUBENVILLE, OHIO

NOTES TO THE BASIC FINANCIAL STATEMENTS
FOR THE YEAR ENDED DECEMBER 31, 2022

NOTE 7 - CAPITAL ASSETS - (Continued)

	<u>Balance</u> <u>12/31/21</u>	<u>Additions</u>	<u>Disposals</u>	<u>Balance</u> <u>12/31/22</u>
<u>Business-type activities:</u>				
<i>Capital assets, not being depreciated:</i>				
Land	\$ 66,000	\$ -	\$ -	\$ 66,000
Construction in progress	<u>7,418,086</u>	<u>4,067,968</u>	<u>(4,699,617)</u>	<u>6,786,437</u>
Total capital assets, not being depreciated	<u>7,484,086</u>	<u>4,067,968</u>	<u>(4,699,617)</u>	<u>6,852,437</u>
<i>Capital assets, being depreciated:</i>				
Buildings	37,898,452	-	-	37,898,452
Improvements	5,453,936	286,600	-	5,740,536
Equipment	3,418,716	281,663	-	3,700,379
Vehicles	4,674,283	-	(111,529)	4,562,754
Infrastructure	<u>36,520,068</u>	<u>5,494,135</u>	<u>-</u>	<u>42,014,203</u>
Total capital assets, being depreciated	<u>87,965,455</u>	<u>6,062,398</u>	<u>(111,529)</u>	<u>93,916,324</u>
<i>Less: accumulated depreciation:</i>				
Buildings	(14,674,052)	(717,297)	-	(15,391,349)
Improvements	(1,024,136)	(128,124)	-	(1,152,260)
Equipment	(1,558,358)	(219,798)	-	(1,778,156)
Vehicles	(3,366,230)	(428,341)	111,206	(3,683,365)
Infrastructure	<u>(10,157,257)</u>	<u>(1,025,203)</u>	<u>-</u>	<u>(11,182,460)</u>
Total accumulated depreciation	<u>(30,780,033)</u>	<u>(2,518,763)</u>	<u>111,206</u>	<u>(33,187,590)</u>
Total capital assets, being depreciated, net	<u>57,185,422</u>	<u>3,543,635</u>	<u>(323)</u>	<u>60,728,734</u>
Business-type activities capital assets, net	<u>\$ 64,669,508</u>	<u>\$ 7,611,603</u>	<u>\$ (4,699,940)</u>	<u>\$ 67,581,171</u>

Depreciation expense was charged to functions/programs of the City as follows:

Governmental activities:

General government	\$ 163,924
Security of persons and property	308,731
Transportation	2,215,547
Community environment	16,111
Leisure time activity	<u>361,923</u>
Total depreciation expense - governmental activities	<u>\$ 3,066,236</u>

Business-type activities:

Water	\$ 1,366,505
Sewer	874,716
Refuse	<u>277,542</u>
Total depreciation expense - business-type activities	<u>\$ 2,518,763</u>

CITY OF STEUBENVILLE, OHIO

NOTES TO THE BASIC FINANCIAL STATEMENTS
FOR THE YEAR ENDED DECEMBER 31, 2022

NOTE 8 - OTHER EMPLOYEE BENEFITS

Compensated Absences

Vacation - Employees earn vacation leave at varying rates based upon length of service. Vacation earned in any one year must be used within the following year with no carryover. At time of separation employees are entitled to any earned and unused vacation leave.

Sick leave - Sick leave is accrued according to contracts. Members of AFSCME, police and non-union personnel are credited with 120 hours at the beginning of each year and fire department personnel are credited with 168 hours. There is no limit to the amount employees can accumulate during their service time with the City. Upon termination, an employee with less than 10 years is entitled to 25% of accumulated sick hours. An employee with 10 years or more is entitled to 50% of accumulated sick hours. For AFSCME union members and non-union personnel there is a limit of 2,000 hours of accumulated sick hours that can be paid; police and fire personnel have no limit that can be paid.

NOTE 9 - LONG-TERM OBLIGATIONS

A. During 2022, the following changes occurred in the City's governmental activities long-term obligations:

	Interest Rate	Balance 12/31/21	Additions	Reductions	Balance 12/31/22	Due Within One Year
<u>Governmental activities:</u>						
<u>Loans:</u>						
Sunset Blvd (ODOT) - direct borrowing	3.00%	\$ 250,064	\$ -	\$ (59,526)	\$ 190,538	\$ 61,477
Total loans		<u>250,064</u>	<u>-</u>	<u>(59,526)</u>	<u>190,538</u>	<u>61,477</u>
<u>General obligation bonds:</u>						
Current interest bonds - series 2010	2%-5%	2,785,000	-	(100,000)	2,685,000	100,000
Current interest bonds - series 2014	1%-4%	855,000	-	(25,000)	830,000	25,000
Total general obligation bonds		<u>3,640,000</u>	<u>-</u>	<u>(125,000)</u>	<u>3,515,000</u>	<u>125,000</u>
<u>Other long-term liabilities:</u>						
Police and fire pension liability		1,308,835	-	(73,882)	1,234,953	77,054
Net pension liability		15,507,335	-	(1,349,370)	14,157,965	-
Net OPEB liability		1,990,484	190,627	-	2,181,111	-
Compensated absences		1,261,775	130,372	(104,537)	1,287,610	96,104
Total other long-term liabilities		<u>20,068,429</u>	<u>320,999</u>	<u>(1,527,789)</u>	<u>18,861,639</u>	<u>173,158</u>
Total governmental activities long-term liabilities		<u>\$ 23,958,493</u>	<u>\$ 320,999</u>	<u>\$ (1,712,315)</u>	22,567,177	<u>\$ 359,635</u>
				Unamortized premium on bonds	<u>101,090</u>	
				Total on statement of net position	<u>\$ 22,668,267</u>	

ODOT loan - During 2000, the City obtained a loan through the Ohio Department of Transportation (ODOT) to fund the Sunset Boulevard widening project. This loan bears an interest rate of 3.00% and matures in 2025. The loan is paid from the .7% City income tax - street improvement fund. Payment is derived from income tax levies. This loan is a direct borrowing. The loan contains a provision that in an event of default, outstanding amounts become immediately due if the City is unable to make payment.

CITY OF STEUBENVILLE, OHIO

NOTES TO THE BASIC FINANCIAL STATEMENTS
FOR THE YEAR ENDED DECEMBER 31, 2022

NOTE 9 - LONG-TERM OBLIGATIONS - (Continued)

Police and fire pension liability - The police and fire pension obligation payable was entered into in 1973 with a total principal amount financed of \$2,574,594. These obligations payable were offered to assist governments throughout the State of Ohio to fund their unfunded pension costs associated with police and fire service. Payments are due in May and November of each year, with the final payment due in May 2035. This obligation is being repaid through the use of local property tax revenues in the general fund.

General obligation bonds - series 2010 - On November 17, 2010, the City issued general obligation bonds to retire the municipal building note, which provided funds for construction of a new municipal building. These bonds are general obligations of the City for which the full faith and credit of the City is pledged for repayment. Accordingly, such unmatured obligations of the City are accounted for on the statement of net position. Payments of principal and interest relating to this bond are recorded as expenditures in the general bond retirement fund, a nonmajor governmental fund.

This issue is comprised of both current interest bonds, par value \$3,405,000, and capital appreciation bonds, par value \$92,612. The interest rates on the current interest bonds range from 2.00% to 5.00%.

Interest payments on the current interest bonds are due on June 1 and December 1 of each year. The final maturity stated in the issue is December 1, 2040.

General obligation bonds - series 2014 - On November 25, 2014, the City issued general obligation bonds, which provided funds for demolition of buildings and structures and related clearing and site preparation for urban redevelopment programs. These bonds are general obligations of the City for which the full faith and credit of the City is pledged for repayment. Accordingly, such unmatured obligations of the City are accounted for on the statement of net position. Payments of principal and interest relating to this bond are recorded as expenditures in the general fund.

This issue is comprised of current interest bonds, par value \$1,000,000. The interest rates on the current interest bonds range from 1.00% to 4.00%.

Interest payments on the current interest bonds are due on June 1 and December 1 of each year. The final maturity stated in the issue is December 1, 2044.

The proceeds of the general obligation bonds - series 2014 were not used to purchase capital assets.

Net pension liability and net OPEB liability - See Notes 11 and 12 for details on the City's net pension liability and net OPEB liability, respectively. The net pension and net OPEB liabilities will be paid primarily from the general fund, the .7% City income tax - street improvement fund and the following nonmajor governmental fund: community development fund.

Compensated absences - Compensated absences for governmental activities will be paid from the fund in which the employee who has earned the leave is paid from, which, for the City, is primarily the general fund and .7% City income tax - street improvement fund and the following nonmajor governmental fund: community development fund.

CITY OF STEUBENVILLE, OHIO

NOTES TO THE BASIC FINANCIAL STATEMENTS
FOR THE YEAR ENDED DECEMBER 31, 2022

NOTE 9 - LONG-TERM OBLIGATIONS - (Continued)

B. The annual requirements amortize governmental activities long-term obligations outstanding as of December 31, 2022, are as follows:

Year Ended	Current Interest Bonds - series 2010			ODOT Loan - Direct Borrowing		
	Principal	Interest	Total	Principal	Interest	Total
2023	\$ 100,000	\$ 123,894	\$ 223,894	\$ 61,477	\$ 5,696	\$ 67,173
2024	105,000	119,894	224,894	63,491	3,682	67,173
2025	110,000	115,694	225,694	65,570	1,603	67,173
2026	115,000	111,294	226,294	-	-	-
2027	120,000	106,694	226,694	-	-	-
2028 - 2032	675,000	453,393	1,128,393	-	-	-
2033 - 2037	845,000	281,788	1,126,788	-	-	-
2038 - 2040	615,000	62,500	677,500	-	-	-
Totals	<u>\$ 2,685,000</u>	<u>\$ 1,375,151</u>	<u>\$ 4,060,151</u>	<u>\$ 190,538</u>	<u>\$ 10,981</u>	<u>\$ 201,519</u>

Year Ended	Police and Fire Pension Liability			Current Interest Bonds - series 2014		
	Principal	Interest	Total	Principal	Interest	Total
2023	\$ 77,054	\$ 51,675	\$ 128,729	\$ 25,000	\$ 33,200	\$ 58,200
2024	80,364	48,366	128,730	25,000	32,200	57,200
2025	83,815	44,914	128,729	25,000	31,200	56,200
2026	87,416	41,315	128,731	30,000	30,200	60,200
2027	91,170	37,559	128,729	30,000	29,000	59,000
2028 - 2032	518,063	125,784	643,847	160,000	126,800	286,800
2033 - 2037	297,071	18,963	316,034	190,000	92,400	282,400
2038 - 2042	-	-	-	235,000	50,800	285,800
2043 - 2044	-	-	-	110,000	6,600	116,600
Totals	<u>\$ 1,234,953</u>	<u>\$ 368,576</u>	<u>\$ 1,603,529</u>	<u>\$ 830,000</u>	<u>\$ 432,400</u>	<u>\$ 1,262,400</u>

THIS SPACE INTENTIONALLY LEFT BLANK

CITY OF STEUBENVILLE, OHIO

NOTES TO THE BASIC FINANCIAL STATEMENTS
FOR THE YEAR ENDED DECEMBER 31, 2022

NOTE 9 - LONG-TERM OBLIGATIONS - (Continued)

C. During 2022, the following changes occurred in the City's business-type activities long-term obligations:

	<u>Interest Rate</u>	<u>Balance 12/31/21</u>	<u>Additions</u>	<u>Reductions</u>	<u>Balance 12/31/22</u>	<u>Due Within One Year</u>
<u>Business-type activities:</u>						
<u>OWDA loans - direct borrowings:</u>						
Sewer - OWDA #3868	3.53%	\$ 29,921	\$ -	\$ (19,773)	\$ 10,148	\$ 10,148
Sewer - OWDA #4791	4.11%	7,843,874	-	(326,694)	7,517,180	340,259
Sewer - OWDA #6194	3.45%	3,169,334	-	(145,421)	3,023,913	150,481
Sewer - OWDA #8749	0.00%	817,727	54,135	-	871,862	264,571
Sewer - OWDA #8976	0.00%	186,331	39,235	(50,400)	175,166	50,400
Sewer - OWDA #9184	0.53%	489,352	2,206,040	-	2,695,392	208,704
Sewer - OWDA #10014	0.00%	-	53,824	-	53,824	-
Water - OWDA #3441	3.90%	563,340	-	(563,340)	-	-
Water - OWDA #5093	4.95%	3,141,471	-	(116,352)	3,025,119	122,182
Water - OWDA #3686	3.95%	666,641	-	(258,860)	407,781	269,187
Water - OWDA #4427	3.25%	8,006,412	-	(1,352,143)	6,654,269	1,396,445
Water - OWDA #8356	0.00%	1,205,725	-	(43,092)	1,162,633	43,093
Water - OWDA #8573	0.00%	1,980,141	293,026	(79,416)	2,193,751	79,416
Total OWDA loans		<u>28,100,269</u>	<u>2,646,260</u>	<u>(2,955,491)</u>	<u>27,791,038</u>	<u>2,934,886</u>
<u>OPWC loans - direct borrowings:</u>						
Water - OPWC #CU19S	0.00%	32,866	-	(2,191)	30,675	2,191
Water - OPWC #CN038	0.00%	14,898	-	(14,898)	-	-
Total OPWC loans		<u>47,764</u>	<u>-</u>	<u>(17,089)</u>	<u>30,675</u>	<u>2,191</u>
<u>Revenue bond - direct placement:</u>						
Sewer - wastewater utility bond	3.08%	237,000	-	(78,000)	159,000	79,000
Total revenue bonds		<u>237,000</u>	<u>-</u>	<u>(78,000)</u>	<u>159,000</u>	<u>79,000</u>
<u>General obligation bonds:</u>						
Water refunding bonds	2%-5%	292,500	-	(69,750)	222,750	72,000
Sewer refunding bonds	2%-5%	357,500	-	(85,250)	272,250	88,000
Water various purpose bonds	1%-4%	1,750,000	-	(160,000)	1,590,000	165,000
Sewer various purpose bonds	1%-4%	3,470,000	-	(95,000)	3,375,000	100,000
Total general obligations bonds		<u>5,870,000</u>	<u>-</u>	<u>(410,000)</u>	<u>5,460,000</u>	<u>425,000</u>
<u>Other long-term liabilities:</u>						
Compensated absences	n/a	191,363	36,287	(29,751)	197,899	25,606
Sewer - financed purchase	2.25%	306,221	-	(58,550)	247,671	59,867
Net pension liability	n/a	2,777,007	-	(989,601)	1,787,406	-
Landfill closure/postclosure	n/a	2,360,937	192,837	(62,317)	2,491,457	90,000
Total other long-term liabilities		<u>5,635,528</u>	<u>229,124</u>	<u>(1,140,219)</u>	<u>4,724,433</u>	<u>175,473</u>
Total business-type long-term obligations		<u>\$ 39,890,561</u>	<u>\$ 2,875,384</u>	<u>\$ (4,600,799)</u>	38,165,146	<u>\$ 3,616,550</u>
					Unamortized premium on bonds	169,433
					Total on statement of net position	<u>\$ 38,334,579</u>

CITY OF STEUBENVILLE, OHIO

NOTES TO THE BASIC FINANCIAL STATEMENTS
FOR THE YEAR ENDED DECEMBER 31, 2022

NOTE 9 - LONG-TERM OBLIGATIONS - (Continued)

OWDA loans - The City has entered into debt financing arrangements through the Ohio Water Development Authority (OWDA) to fund water and sewer projects. The amounts due to the OWDA are payable from water and sewer revenues. The loan agreements function similar to a line-of-credit agreement. At December 31, 2022, the City has outstanding borrowings of \$27,791,038. The loan agreements require semi-annual payments based on the permissible borrowings rather than the actual amount loaned. Future annual debt service principal and interest requirements for the open loans, which have a total balance of \$7,152,628 at December 31, 2022, are not available.

The proceeds of OWDA loans #8356 and #8749 were not used to purchase capital assets and therefore are excluded from the calculation of net investment in capital assets for the water and sewer funds, respectively.

OWDA loans are direct borrowings that have terms negotiated directly between the City and the OWDA and are not offered for public sale. In the event of default, the OWDA may declare the full amount of the then unpaid original loan amount to be immediately due and payable and/or require the City to pay any fines, penalties, interest, or late charges associated with the default.

The City has pledged future water revenues to repay OWDA loans. The loans are payable solely from water fund revenues and are payable through 2051. The total principal and interest remaining to be paid on the closed water OWDA loans is \$11,770,495. Annual principal and interest payments on the loans are expected to require 59.21 percent of net revenues and 34.17 percent of total revenues. Principal and interest paid for the current year were \$2,798,638, total net revenues were \$4,726,997 and total revenues were \$8,190,168.

The City has pledged future sewer revenues to repay OWDA loans. The loans are payable solely from sewer fund revenues and are payable through 2038. The total principal and interest remaining to be paid on the closed sewer OWDA loans is \$14,196,591. Annual principal and interest payments on the loans are expected to require 31.80 percent of net revenues and 12.76 percent of total revenues. Principal and interest paid for the current year were \$961,658, total net revenues were \$3,024,325 and total revenues were \$7,534,714.

OPWC loans - The City received loans from the Ohio Public Works Commission (OPWC) to fund improvements of the water plant. The payments on the loans are made from the water fund in semi-annual payments over 20 years through 2036. During 2022, the City made principal payments of \$17,089 on the water improvement OPWC loans. There is no interest on these loans.

OPWC loans are direct borrowings that have terms negotiated directly between the City and the OPWC and are not offered for public sale. In the event of default, the OPWC may declare the full amount of the then unpaid original loan amount to be immediately due and payable and/or require the City to pay any fines, penalties, interest, or late charges associated with the default.

General obligation bonds - series 2010 - On November 17, 2010, the City issued bonds to retire the 2005 water and sewer bonds. The 2010 bonds are general obligation bonds and are direct obligations of the City for which its full faith, credit and resources are pledged for repayment. The 2010 bond issue is comprised of \$927,000 in water bonds and \$1,133,000 in sewer bonds. The bonds will be retired with user charges in the water and sewer funds. The bonds bear interest rates ranging from 2.00% to 5.00% and mature on December 1, 2025.

General obligation bonds - series 2014 - On November 25, 2014, the City issued bonds to pay for the costs of water and sewer improvements. The 2014 bonds are general obligation bonds and are direct obligations of the City for which its full faith, credit and resources are pledged for repayment. The 2014 bond issue is comprised of \$2,765,000 in water bonds and \$4,065,000 in sewer bonds. The bonds will be retired with user charges in the water and sewer funds. The bonds bear interest rates ranging from 1.00% to 4.00% and mature on December 1, 2044. \$1,220,000 represents the balance of the water meter replacement bonds at December 31, 2022. This balance is not included in the calculation of net investment in capital assets because the items purchased were not capitalized.

CITY OF STEUBENVILLE, OHIO

NOTES TO THE BASIC FINANCIAL STATEMENTS
FOR THE YEAR ENDED DECEMBER 31, 2022

NOTE 9 - LONG-TERM OBLIGATIONS - (Continued)

Wastewater utility revenue bonds - In 2014, the City issued \$748,000 in wastewater utility revenue bonds for the acquisition of a sludge press. These bonds are direct obligations of the City’s sewer utility and the revenues derived from charges for sewer are pledged to repay this debt. These bonds mature on February 1, 2024. This bond is a direct placement.

The City has pledged future sewer customer revenues, net of specified operating expenses, to repay the 2014 wastewater utility revenue bonds. The 2014 wastewater utility revenue bonds are payable solely from sewer customer net revenues and are payable through 2024. The total principal and interest remaining to be paid on the 2014 wastewater utility revenue bonds is \$163,913. Annual principal and interest payments on the bonds are expected to require 2.78 percent of net revenues and 1.12 percent of total revenues. Principal and interest paid for the current year were \$84,095, total net revenues were \$3,024,325 and total revenues were \$7,534,714.

Landfill closure/post-closure liability - See Note 14 for landfill information.

Financed purchase obligation – In 2020, the City entered into a financed purchase agreement with Huntington National Bank for the purchase of a Vactor Truck. The amount financed was \$429,055. This obligation bears an interest rate of 2.25% and matures on May 1, 2026. Annual payments of \$65,439 are made from the sewer fund.

Compensated absences - Compensated absences for business-type activities will be paid from the water, sewer and refuse funds.

Net pension liability and net OPEB liability - See Notes 11 and 12 for details on the City’s net pension liability and net OPEB liability, respectively. The net pension and net OPEB liabilities will be paid from the water, sewer and refuse funds.

- D.** The annual requirements amortize business-type activities long-term obligations outstanding as of December 31, 2022, are as follows:

Year Ended	OWDA Loans - Direct Borrowing			OPWC Loans - Direct Borrowing		
	Principal	Interest	Total	Principal	Interest	Total
2023	\$ 2,288,702	\$ 719,781	\$ 3,008,483	\$ 2,191	\$ -	\$ 2,191
2024	2,219,204	645,305	2,864,509	2,191	-	2,191
2025	2,154,424	574,673	2,729,097	2,191	-	2,191
2026	2,230,910	503,648	2,734,558	2,191	-	2,191
2027	1,509,437	430,058	1,939,495	2,191	-	2,191
2028 - 2032	4,084,973	1,643,770	5,728,743	10,955	-	10,955
2033 - 2037	5,013,401	774,856	5,788,257	8,765	-	8,765
2038 - 2039	1,137,359	36,585	1,173,944	-	-	-
Totals	<u>\$ 20,638,410</u>	<u>\$ 5,328,676</u>	<u>\$ 25,967,086</u>	<u>\$ 30,675</u>	<u>\$ -</u>	<u>\$ 30,675</u>

CITY OF STEUBENVILLE, OHIO

NOTES TO THE BASIC FINANCIAL STATEMENTS
FOR THE YEAR ENDED DECEMBER 31, 2022

NOTE 9 - LONG-TERM OBLIGATIONS - (Continued)

Year Ended	Water & Sewer Various Purpose Bonds			Wastewater Utility Revenue Bonds Direct Placement		
	Principal	Interest	Total	Principal	Interest	Total
2023	\$ 265,000	\$ 198,600	\$ 463,600	\$ 79,000	\$ 3,681	\$ 82,681
2024	275,000	188,000	463,000	80,000	1,232	81,232
2025	285,000	177,000	462,000	-	-	-
2026	295,000	165,600	460,600	-	-	-
2027	310,000	153,800	463,800	-	-	-
2028 - 2032	1,110,000	597,200	1,707,200	-	-	-
2033 - 2037	875,000	418,600	1,293,600	-	-	-
2038 - 2042	1,060,000	228,600	1,288,600	-	-	-
2043 - 2044	490,000	29,600	519,600	-	-	-
Totals	\$ 4,965,000	\$ 2,157,000	\$ 7,122,000	\$ 159,000	\$ 4,913	\$ 163,913

Year Ended	Water & Sewer Refunding Bonds			Financed Purchase Obligation		
	Principal	Interest	Total	Principal	Interest	Total
2023	\$ 160,000	\$ 19,800	\$ 179,800	\$ 59,867	\$ 5,573	\$ 65,440
2024	165,000	13,400	178,400	61,214	4,225	65,439
2025	170,000	6,800	176,800	62,591	2,848	65,439
2026	-	-	-	63,999	1,440	65,439
Totals	\$ 495,000	\$ 40,000	\$ 535,000	\$ 247,671	\$ 14,086	\$ 261,757

- E. The Ohio Revised Code provides that the net debt of a municipal corporation, whether or not approved by the electors, shall not exceed 10.5% of the total value of all property in the municipal corporation as listed and assessed for taxation. In addition, the unvoted net debt of municipal corporations cannot exceed 5.5% of the total taxation value of property. The assessed valuation used in determining the City's legal debt margin has been modified by House Bill 530 which became effective March 30, 2006. In accordance with House Bill 530, the assessed valuation used in calculating the City's legal debt margin calculation excludes tangible personal property used in business, telephone or telegraph property, interexchange telecommunications company property, and personal property owned or leased by a railroad company and used in railroad operations. The statutory limitations on debt are measured by a direct ratio of net debt to tax valuation and expressed in terms of a percentage. At December 31, 2022, the City's total debt margin was \$25,976,276 and the unvoted debt margin was \$15,254,682.

THIS SPACE INTENTIONALLY LEFT BLANK

CITY OF STEUBENVILLE, OHIO

NOTES TO THE BASIC FINANCIAL STATEMENTS
FOR THE YEAR ENDED DECEMBER 31, 2022

NOTE 10 - RISK MANAGEMENT

A. Comprehensive

The City is exposed to various risks of loss related to torts; theft of, damage to, and destruction of assets; errors and omissions; injuries to employees; and natural disasters. The City contracts with Atlantic Specialty Insurance Company for all property, crime, liability, boiler and machinery, and public official liability. The City has transferred its risk of loss to the insurance carrier to the extent of the limits shown below.

<u>Type of Coverage</u>	<u>Deductible</u>	<u>Limits of Coverage</u>
Property	\$ 10,000	\$117,183,535
Employee dishonesty	1,000	100,000
Money and securities	1,000	100,000
Vehicle	2,000	1,000,000
General liabilities	5,000	1,000,000
Law enforcement	15,000	1,000,000
Public officials liability	15,000	1,000,000
Employment practices	15,000	1,000,000
Umbrella liability	10,000	3,000,000

B. Health Insurance

Beginning January 1, 2018, the City provides health care coverage through a self-insured program administered by Mutual Health Services. Coverage is provided for all full-time employees and certain eligible part-time employees. The City pays 100% of the projected cost of the plan up to a base amount. If the cost exceeds the base amount, the additional cost is shared 75% by the City and 25% by the employee, subject to a \$50 per month per year cap on increases to the employee contribution portion. The City's insurance claims are transferred from various funds to the health care fund. The City issues a check from the general, street, water, sewer, and refuse funds for the administrative fee and an ACH from the health assurance internal service fund for the amount of claims paid.

Claims payable is based on the requirements of GASB Statement No. 10, "Accounting and Financial Reporting for Risk Financing and Related Insurance Issues", which requires that a liability for unpaid claims costs, including estimates of costs relating to incurred, but not reported claims be reported if information prior to the issuance of the financial statements indicates that it is probable that a liability has been incurred at the date of the financial statements and the amount can be reasonably estimated. The estimate was not affected by incremental claim adjustment expenses and does not include other allocated or unallocated claim adjustment expenses. Claims payable at December 31, 2022, is estimated by the third party administrator at \$823,686. The changes in the claims liability for 2022 and 2021 was as follows:

<u>Year</u>	<u>Beginning Balance</u>	<u>Current-Year Claims and Changes in Estimates</u>	<u>Claims Payments</u>	<u>Ending Balance</u>
2022	\$ 602,143	\$ 4,698,445	\$ (4,476,902)	\$ 823,686
2021	421,823	3,749,525	(3,569,205)	602,143

C. Workers' Compensation

Workers' compensation coverage is provided by the State of Ohio. The City pays the State Workers' Compensation System a premium based on a rate per \$100 of salaries. This rate is calculated based on accident history and administrative costs.

CITY OF STEUBENVILLE, OHIO

**NOTES TO THE BASIC FINANCIAL STATEMENTS
FOR THE YEAR ENDED DECEMBER 31, 2022**

NOTE 10 - RISK MANAGEMENT - (Continued)

There were no significant reductions in insurance coverage from the prior year in any category of risk. Claims have not exceeded coverage limitations in any of the past three years.

Post-employment health care is provided to plan participants or their beneficiaries through the respective retirement systems discussed in Note 12. As such, no funding provisions are required by the City.

NOTE 11 - DEFINED BENEFIT PENSION PLANS

The Statewide retirement systems provide both pension benefits and other postemployment benefits (OPEB).

Net Pension Liability/Asset and Net OPEB Liability/Asset

The net pension liability/asset and the net OPEB liability/asset reported on the statement of net position represents a liability or asset to employees for pensions and OPEB, respectively.

Pensions and OPEB are a component of exchange transactions – between an employer and its employees – of salaries and benefits for employee services. Pensions and OPEB are provided to an employee – on a deferred-payment basis – as part of the total compensation package offered by an employer for employee services each financial period. The obligation to sacrifice resources for pensions is a present obligation because it was created as a result of employment exchanges that already have occurred.

The net pension liability/asset and the net OPEB liability/asset represent the City's proportionate share of each pension/OPEB plan's collective actuarial present value of projected benefit payments attributable to past periods of service, net of each pension/OPEB plan's fiduciary net position. The net pension/OPEB liability/asset calculation is dependent on critical long-term variables, including estimated average life expectancies, earnings on investments, cost-of-living adjustments and others. While these estimates use the best information available, unknowable future events require adjusting this estimate annually.

Ohio Revised Code limits the City's obligation for this liability to annually required payments. The City cannot control benefit terms or the manner in which pensions/OPEB are financed; however, the City does receive the benefit of employees' services in exchange for compensation including pension and OPEB.

GASB 68/75 assumes the liability/asset is solely the obligation of the employer, because (1) they benefit from employee services; and (2) State statute requires funding to come from these employers. All pension contributions to date have come solely from these employers (which also includes pension costs paid in the form of withholdings from employees). The retirement systems may allocate a portion of the employer contributions to provide for these OPEB benefits. In addition, health care plan enrollees pay a portion of the health care costs in the form of a monthly premium. State statute requires the retirement systems to amortize unfunded pension liabilities within 30 years. If the pension amortization period exceeds 30 years, each retirement system's board must propose corrective action to the State legislature. Any resulting legislative change to benefits or funding could significantly affect the net pension/OPEB liability. Resulting adjustments to the net pension/OPEB liability would be effective when the changes are legally enforceable. The Ohio Revised Code permits, but does not require, the retirement systems to provide health care to eligible benefit recipients.

The proportionate share of each plan's unfunded benefits is presented as a long-term net pension/OPEB liability/asset on the accrual basis of accounting. Any liability for the contractually-required pension/OPEB contribution outstanding at the end of the year is included in due to other governments on both the accrual and modified accrual bases of accounting.

The remainder of this note includes the pension disclosures. See Note 12 for the OPEB disclosures.

CITY OF STEUBENVILLE, OHIO

NOTES TO THE BASIC FINANCIAL STATEMENTS
FOR THE YEAR ENDED DECEMBER 31, 2022

NOTE 11 - DEFINED BENEFIT PENSION PLANS - (Continued)

Plan Description - Ohio Public Employees Retirement System (OPERS)

Plan Description - City employees, other than full-time police and firefighters, participate in the Ohio Public Employees Retirement System (OPERS). OPERS administers three separate pension plans. The traditional pension plan is a cost-sharing, multiple-employer defined benefit pension plan. The member-directed plan is a defined contribution plan and the combined plan is a combination cost-sharing, multiple-employer defined benefit/defined contribution pension plan. Participating employers are divided into state, local, law enforcement and public safety divisions. While members in the state and local divisions may participate in all three plans, law enforcement and public safety divisions exist only within the traditional plan.

OPERS provides retirement, disability, survivor and death benefits, and annual cost of living adjustments to members of the traditional and combined plans. Authority to establish and amend benefits is provided by Chapter 145 of the Ohio Revised Code. OPERS issues a stand-alone financial report that includes financial statements, required supplementary information and detailed information about OPERS' fiduciary net position that may be obtained by visiting <https://www.opers.org/financial/reports.shtml>, by writing to the Ohio Public Employees Retirement System, 277 East Town Street, Columbus, Ohio 43215-4642, or by calling 800-222-7377.

Senate Bill (SB) 343 was enacted into law with an effective date of January 7, 2013. In the legislation, members in the traditional and combined plans were categorized into three groups with varying provisions of the law applicable to each group. The following table provides age and service requirements for retirement and the retirement formula applied to final average salary (FAS) for the three member groups under the traditional and combined plans as per the reduced benefits adopted by SB 343 (see OPERS Annual Report referenced above for additional information, including requirements for reduced and unreduced benefits):

Group A	Group B	Group C
Eligible to retire prior to January 7, 2013 or five years after January 7, 2013	20 years of service credit prior to January 7, 2013 or eligible to retire ten years after January 7, 2013	Members not in other Groups and members hired on or after January 7, 2013
State and Local	State and Local	State and Local
Age and Service Requirements: Age 60 with 60 months of service credit or Age 55 with 25 years of service credit	Age and Service Requirements: Age 60 with 60 months of service credit or Age 55 with 25 years of service credit	Age and Service Requirements: Age 57 with 25 years of service credit or Age 62 with 5 years of service credit
Traditional Plan Formula: 2.2% of FAS multiplied by years of service for the first 30 years and 2.5% for service years in excess of 30	Traditional Plan Formula: 2.2% of FAS multiplied by years of service for the first 30 years and 2.5% for service years in excess of 30	Traditional Plan Formula: 2.2% of FAS multiplied by years of service for the first 35 years and 2.5% for service years in excess of 35
Combined Plan Formula: 1% of FAS multiplied by years of service for the first 30 years and 1.25% for service years in excess of 30	Combined Plan Formula: 1% of FAS multiplied by years of service for the first 30 years and 1.25% for service years in excess of 30	Combined Plan Formula: 1% of FAS multiplied by years of service for the first 35 years and 1.25% for service years in excess of 35

Final Average Salary (FAS) represents the average of the three highest years of earnings over a member's career for Groups A and B. Group C is based on the average of the five highest years of earnings over a member's career.

Members who retire before meeting the age and years of service credit requirement for unreduced benefits receive a percentage reduction in the benefit amount. The initial amount of a member's pension benefit is vested upon receipt of the initial benefit payment for calculation of an annual cost-of-living adjustment.

CITY OF STEUBENVILLE, OHIO

NOTES TO THE BASIC FINANCIAL STATEMENTS
FOR THE YEAR ENDED DECEMBER 31, 2022

NOTE 11 - DEFINED BENEFIT PENSION PLANS - (Continued)

When a traditional plan benefit recipient has received benefits for 12 months, current law provides for an annual cost of living adjustment (COLA). This COLA is calculated on the base retirement benefit at the date of retirement and is not compounded. Members retiring under the combined plan receive a cost-of-living adjustment on the defined benefit portion of their pension benefit. For those who retired prior to January 7, 2013, the cost of living adjustment is 3 percent. For those retiring subsequent to January 7, 2013, beginning in calendar year 2019, current law provides that the COLA will be based on the average percentage increase in the Consumer Price Index, capped at 3.00%.

Defined contribution plan benefits are established in the plan documents, which may be amended by the Board. Member-directed plan and combined plan members who have met the retirement eligibility requirements may apply for retirement benefits. The amount available for defined contribution benefits in the combined plan consists of the member's contributions plus or minus the investment gains or losses resulting from the member's investment selections. The amount available for defined contribution benefits in the combined plan consists of the member's contributions plus or minus the investment gains or losses resulting from the member's investment selections. Combined plan members wishing to receive benefits must meet the requirements for both the defined benefit and defined contribution plans. Member-directed participants must have attained the age of 55, have money on deposit in the defined contribution plan and have terminated public service to apply for retirement benefits. The amount available for defined contribution benefits in the member-directed plan consists of the members' contributions, vested employer contributions and investment gains or losses resulting from the members' investment selections. Employer contributions and associated investment earnings vest over a five-year period, at a rate of 20 percent each year. At retirement, members may select one of several distribution options for payment of the vested balance in their individual OPERS accounts. Options include the annuitization of the benefit (which includes joint and survivor options), partial lump-sum payments (subject to limitations), a rollover of the vested account balance to another financial institution, receipt of entire account balance, net of taxes withheld, or a combination of these options. When members choose to annuitize their defined contribution benefit, the annuitized portion of the benefit is reclassified to a defined benefit.

Beginning in 2022, the Combined Plan will be consolidated under the Traditional Pension Plan (defined benefit plan) and the Combined Plan option will no longer be available for new hires beginning in 2022.

Funding Policy - The Ohio Revised Code (ORC) provides statutory authority for member and employer contributions as follows:

	State and Local
2022 Statutory Maximum Contribution Rates	
Employer	14.0 %
Employee *	10.0 %
2022 Actual Contribution Rates	
Employer:	
Pension	14.0 %
Post-employment Health Care Benefits **	0.0 %
Total Employer	14.0 %
Employee	10.0 %

* This rate is determined by OPERS' Board and has no maximum rate established by ORC.

** This employer health care rate is for the traditional and combined plans. The employer contribution for the member-directed plan is 4.00%.

CITY OF STEUBENVILLE, OHIO

**NOTES TO THE BASIC FINANCIAL STATEMENTS
FOR THE YEAR ENDED DECEMBER 31, 2022**

NOTE 11 - DEFINED BENEFIT PENSION PLANS - (Continued)

Employer contribution rates are actuarially determined and are expressed as a percentage of covered payroll.

The City's contractually required contribution for the Traditional Pension Plan, the Combined Plan and Member-Directed Plan was \$891,401 for 2022. Of this amount, \$94,833 is reported as due to other governments.

Plan Description - Ohio Police & Fire Pension Fund (OP&F)

Plan Description - City full-time police and firefighters participate in Ohio Police and Fire Pension Fund (OP&F), a cost-sharing, multiple-employer defined benefit pension plan administered by OP&F. OP&F provides retirement and disability pension benefits, annual cost-of-living adjustments, and death benefits to plan members and beneficiaries. Benefit provisions are established by the Ohio State Legislature and are codified in Chapter 742 of the Ohio Revised Code. OP&F issues a publicly available financial report that includes financial information and required supplementary information and detailed information about OP&F fiduciary net position. The report may be obtained by visiting the OP&F website at www.op-f.org or by writing to the Ohio Police and Fire Pension Fund, 140 East Town Street, Columbus, Ohio 43215-5164.

Upon attaining a qualifying age with sufficient years of service, a member of OP&F may retire and receive a lifetime monthly pension. OP&F offers four types of service retirement: normal, service commuted, age/service commuted and actuarially reduced. Each type has different eligibility guidelines and is calculated using the member's average annual salary. The following discussion of the pension formula relates to normal service retirement.

For members hired after July 1, 2013, the minimum retirement age is 52 for normal service retirement with at least 25 years of service credit. For members hired on or before July 1, 2013, the minimum retirement age is 48 for normal service retirement with at least 25 years of service credit.

The annual pension benefit for normal service retirement is equal to a percentage of the allowable average annual salary. The percentage equals 2.50% for each of the first 20 years of service credit, 2.00% for each of the next five years of service credit and 1.50% for each year of service credit in excess of 25 years. The maximum pension of 72.00% of the allowable average annual salary is paid after 33 years of service credit (see OP&F Annual Comprehensive Financial Report referenced above for additional information, including requirements for Deferred Retirement Option Plan provisions and reduced and unreduced benefits).

Under normal service retirement, retired members who are at least 55 years old and have been receiving OP&F benefits for at least one year may be eligible for a cost-of-living allowance adjustment. The age 55 provision for receiving a COLA does not apply to those who are receiving a permanent and total disability benefit, surviving beneficiaries, and statutory survivors. Members participating in the DROP program have separate eligibility requirements related to COLA.

The COLA amount for members who have 15 or more years of service credit as of July 1, 2013, and members who are receiving a pension benefit that became effective before July 1, 2013, will be equal to 3.00% of the member's base pension benefit.

The COLA amount for members who have less than 15 years of service credit as of July 1, 2013, and members whose pension benefit became effective on or after July 1, 2013, will be equal to a percentage of the member's base pension benefit where the percentage is the lesser of 3.00% or the percentage increase in the consumer price index, if any, over the twelve-month period that ends on the thirtieth day of September of the immediately preceding year, rounded to the nearest one-tenth of one percent.

Members who retired prior to July 24, 1986, or their surviving beneficiaries under optional plans are entitled to cost-of-living allowance increases. The annual increase is paid on July 1st of each year. The annual COLA increase is \$360 under a Single Life Annuity Plan with proportional reductions for optional payment plans.

CITY OF STEUBENVILLE, OHIO

NOTES TO THE BASIC FINANCIAL STATEMENTS
FOR THE YEAR ENDED DECEMBER 31, 2022

NOTE 11 - DEFINED BENEFIT PENSION PLANS - (Continued)

Funding Policy - The Ohio Revised Code (ORC) provides statutory authority for member and employer contributions as follows:

	<u>Police</u>	<u>Firefighters</u>
2022 Statutory Maximum Contribution Rates		
Employer	19.50 %	24.00 %
Employee	12.25 %	12.25 %
2022 Actual Contribution Rates		
Employer:		
Pension	19.00 %	23.50 %
Post-employment Health Care Benefits	<u>0.50 %</u>	<u>0.50 %</u>
Total Employer	<u>19.50 %</u>	<u>24.00 %</u>
Employee	12.25 %	12.25 %

Employer contribution rates are expressed as a percentage of covered payroll. The City's contractually required contribution to OP&F was \$1,128,891 for 2022. Of this amount, \$125,705 is reported as due to other governments.

In addition to current contributions, the City pays installments on a specific liability of the City incurred when the State of Ohio established the statewide pension system for police and fire fighters in 1967. As of December 31, 2022, the specific liability of the City was \$1,234,953 payable in semi-annual payments through the year 2035.

Net Pension Liabilities/Assets, Pension Expense, and Deferred Outflows of Resources and Deferred Inflows of Resources Related to Pensions

The net pension liability and net pension asset for OPERS was measured as of December 31, 2021, and the total pension liability or asset used to calculate the net pension liability or asset was determined by an actuarial valuation as of that date. OP&F's total pension liability was measured as of December 31, 2021, and was determined by rolling forward the total pension liability as of January 1, 2021, to December 31, 2021. The City's proportion of the net pension liability or asset was based on the City's share of contributions to the pension plan relative to the contributions of all participating entities.

Following is information related to the proportionate share and pension expense:

	<u>OPERS - Traditional</u>	<u>OPERS - Combined</u>	<u>OPERS - Member- Directed</u>	<u>OP&F</u>	<u>Total</u>
Proportion of the net pension liability/asset prior measurement date	0.03698900%	0.02057600%	0.02183000%	0.18786720%	
Proportion of the net pension liability/asset current measurement date	<u>0.04038400%</u>	<u>0.02171100%</u>	<u>0.01637100%</u>	<u>0.19899090%</u>	
Change in proportionate share	<u>0.00339500%</u>	<u>0.00113500%</u>	<u>-0.00545900%</u>	<u>0.01112370%</u>	
Proportionate share of the net pension liability	\$ 3,513,571	\$ -	\$ -	\$ 12,431,800	\$ 15,945,371
Proportionate share of the net pension asset	-	85,543	2,972	-	88,515
Pension expense	(316,015)	(3,087)	(477)	651,053	331,474

CITY OF STEUBENVILLE, OHIO

NOTES TO THE BASIC FINANCIAL STATEMENTS
FOR THE YEAR ENDED DECEMBER 31, 2022

NOTE 11 - DEFINED BENEFIT PENSION PLANS - (Continued)

At December 31, 2022, the City reported deferred outflows of resources and deferred inflows of resources related to pensions from the following sources:

	OPERS - Traditional	OPERS - Combined	OPERS - Member- Directed	OP&F	Total
Deferred outflows of resources					
Differences between expected and actual experience	\$ 179,115	\$ 531	\$ 2,938	\$ 358,464	\$ 541,048
Changes of assumptions	439,369	4,300	101	2,271,997	2,715,767
Changes in employer's proportionate percentage/ difference between employer contributions	430,005	-	-	645,203	1,075,208
Contributions subsequent to the measurement date	865,669	14,962	10,770	1,128,891	2,020,292
Total deferred outflows of resources	<u>\$ 1,914,158</u>	<u>\$ 19,793</u>	<u>\$ 13,809</u>	<u>\$ 4,404,555</u>	<u>\$ 6,352,315</u>
Deferred inflows of resources					
Differences between expected and actual experience	\$ 77,061	\$ 9,574	\$ -	\$ 646,283	\$ 732,918
Net difference between projected and actual earnings on pension plan investments	4,179,265	18,338	678	3,259,428	7,457,709
Changes in employer's proportionate percentage/ difference between employer contributions	68,169	-	-	536,843	605,012
Total deferred inflows of resources	<u>\$ 4,324,495</u>	<u>\$ 27,912</u>	<u>\$ 678</u>	<u>\$ 4,442,554</u>	<u>\$ 8,795,639</u>

\$2,020,292 reported as deferred outflows of resources related to pension resulting from City contributions subsequent to the measurement date will be recognized as a reduction of/increase to the net pension liability/asset in the year ending December 31, 2023.

CITY OF STEUBENVILLE, OHIO

NOTES TO THE BASIC FINANCIAL STATEMENTS
FOR THE YEAR ENDED DECEMBER 31, 2022

NOTE 11 - DEFINED BENEFIT PENSION PLANS - (Continued)

Other amounts reported as deferred outflows of resources and deferred inflows of resources related to pension will be recognized in pension expense as follows:

Year Ending December 31:	OPERS - Traditional	OPERS - Combined	OPERS - Member- Directed	OP&F	Total
2023	\$ (313,185)	\$ (5,623)	\$ 292	\$ (96,666)	\$ (415,182)
2024	(1,315,281)	(7,771)	219	(911,100)	(2,233,933)
2025	(982,714)	(5,097)	259	(325,761)	(1,313,313)
2026	(664,826)	(3,767)	273	(166,305)	(834,625)
2027	-	(496)	363	332,942	332,809
Thereafter	-	(327)	955	-	628
Total	\$ (3,276,006)	\$ (23,081)	\$ 2,361	\$ (1,166,890)	\$ (4,463,616)

Actuarial Assumptions - OPERS

Actuarial valuations of an ongoing plan involve estimates of the values of reported amounts and assumptions about the probability of occurrence of events far into the future. Examples include assumptions about future employment, mortality, and cost trends. Actuarially determined amounts are subject to continual review or modification as actual results are compared with past expectations and new estimates are made about the future.

Projections of benefits for financial-reporting purposes are based on the substantive plan (the plan as understood by the employers and plan members) and include the types of benefits provided at the time of each valuation. The total pension liability was determined by an actuarial valuation as of December 31, 2021, using the following actuarial assumptions applied to all periods included in the measurement in accordance with the requirements of GASB 67. Key methods and assumptions used in the latest actuarial valuation, reflecting experience study results, prepared as of December 31, 2021, are presented below.

Wage inflation	
Current measurement date	2.75%
Prior measurement date	3.25%
Future salary increases, including inflation	
Current measurement date	2.75% to 10.75% including wage inflation
Prior measurement date	3.25% to 10.75% including wage inflation
COLA or ad hoc COLA	
Current measurement date	Pre 1/7/2013 retirees: 3.00%, simple Post 1/7/2013 retirees: 3.00%, simple through 2022, then 2.05% simple
Prior measurement date	Pre 1/7/2013 retirees: 3.00%, simple Post 1/7/2013 retirees: 0.50%, simple through 2021, then 2.15% simple
Investment rate of return	
Current measurement date	6.90%
Prior measurement date	7.20%
Actuarial cost method	Individual entry age

In July 2021, the OPERS Board adopted a change in COLA for Post-January 7, 2013 retirees, changing it from 0.50% simple through 2021 then 2.15% simple to 3.00% simple through 2022 then 2.05% simple.

CITY OF STEUBENVILLE, OHIO

NOTES TO THE BASIC FINANCIAL STATEMENTS
FOR THE YEAR ENDED DECEMBER 31, 2022

NOTE 11 - DEFINED BENEFIT PENSION PLANS - (Continued)

Pre-retirement mortality rates are based on 130% of the Pub-2010 General Employee Mortality tables (males and females) for State and Local Government divisions and 170% of the Pub-2010 Safety Employee Mortality tables (males and females) for the Public Safety and Law Enforcement divisions. Post-retirement mortality rates are based on 115% of the PubG-2010 Retiree Mortality Tables (males and females) for all divisions. Post-retirement mortality rates for disabled retirees are based on the PubNS-2010 Disabled Retiree Mortality Tables (males and females) for all divisions. For all of the previously described tables, the base year is 2010 and mortality rates for a particular calendar year are determined by applying the MP-2020 mortality improvement scales (males and females) to all of these tables.

The most recent experience study was completed for the five-year period ended December 31, 2020.

During 2021, OPERS managed investments in three investment portfolios: the Defined Benefit portfolio, the Health Care portfolio and the Defined Contribution portfolio. The Defined Benefit portfolio contains the investment assets of the Traditional Pension Plan, the defined benefit component of the Combined Plan and the annuitized accounts of the Member-Directed Plan. Within the Defined Benefit portfolio, contributions into the plans are all recorded at the same time, and benefit payments all occur on the first of the month. Accordingly, the money-weighted rate of return is considered to be the same for all plans within the portfolio. The annual money-weighted rate of return expressing investment performance, net of investment expenses and adjusted for the changing amounts actually invested, for the Defined Benefit portfolio was a gain of 15.3% for 2021.

The allocation of investment assets with the Defined Benefit portfolio is approved by the Board of Trustees as outlined in the annual investment plan. Plan assets are managed on a total return basis with a long-term objective of achieving and maintaining a fully funded status for the benefits provided through the defined benefit pension plans. The long-term expected rate of return on defined benefit investment assets was determined using a building-block method in which best-estimate ranges of expected future real rates of return are developed for each major asset class. These ranges are combined to produce the long-term expected real rate of return by weighting the expected future real rates of return by the target asset allocation percentage, adjusted for inflation. Best estimates of arithmetic real rates of return were provided by the Board's investment consultant.

For each major asset class that is included in the Defined Benefit portfolio's target asset allocation as of December 31, 2021, these best estimates are summarized in the following table:

Asset Class	Target Allocation	Weighted Average Long-Term Expected Real Rate of Return (Arithmetic)
Fixed income	24.00 %	1.03 %
Domestic equities	21.00	3.78
Real estate	11.00	3.66
Private equity	12.00	7.43
International equities	23.00	4.88
Risk Parity	5.00	2.92
Other investments	4.00	2.85
Total	<u>100.00 %</u>	<u>4.21 %</u>

CITY OF STEUBENVILLE, OHIO

NOTES TO THE BASIC FINANCIAL STATEMENTS
FOR THE YEAR ENDED DECEMBER 31, 2022

NOTE 11 - DEFINED BENEFIT PENSION PLANS - (Continued)

Discount Rate - The discount rate used to measure the total pension liability/asset was 6.90%, post-experience study results, for the Traditional Pension Plan, the Combined Plan and Member-Directed Plan. The discount rate used to measure total pension liability prior to December 31, 2021 was 7.20%. The projection of cash flows used to determine the discount rate assumed that contributions from plan members and those of the contributing employers are made at the contractually required rates, as actuarially determined. Based on those assumptions, the pension plan's fiduciary net position was projected to be available to make all projected future benefits payments of current plan members. Therefore, the long-term expected rate of return on pension plan investments for the Traditional Pension Plan, Combined Plan and Member-Directed Plan was applied to all periods of projected benefit payments to determine the total pension liability.

Sensitivity of the City's Proportionate Share of the Net Pension Liability/Asset to Changes in the Discount Rate - The following table presents the proportionate share of the net pension liability/asset calculated using the current period discount rate assumption of 6.90%, as well as what the proportionate share of the net pension liability/asset would be if it were calculated using a discount rate that is one-percentage-point lower (5.90%) or one-percentage-point higher (7.90%) than the current rate:

	1% Decrease	Current Discount Rate	1% Increase
City's proportionate share of the net pension liability (asset):			
Traditional Pension Plan	\$ 9,263,686	\$ 3,513,571	\$ (1,271,288)
Combined Plan	(63,830)	(85,543)	(102,476)
Member-Directed Plan	(2,619)	(2,972)	(3,274)

Actuarial Assumptions - OP&F

OP&F's total pension liability as of December 31, 2021, is based on the results of an actuarial valuation date of January 1, 2021, and rolled-forward using generally accepted actuarial procedures. The total pension liability is determined by OP&F's actuaries in accordance with GASB Statement No. 67, as part of their annual valuation. Actuarial valuations of an ongoing plan involve estimates of the value of reported amounts and assumptions about probability of occurrence of events far into the future. Examples include assumptions about future employment mortality, salary increases, disabilities, retirements and employment terminations. Actuarially determined amounts are subject to continual review and potential modifications, as actual results are compared with past expectations and new estimates are made about the future. Assumptions considered were: withdrawal rates, disability retirement, service retirement, DROP elections, mortality, percent married and forms of the payment, DROP interest rate, CPI-based COLA, investment returns, salary increases and payroll growth.

Key methods and assumptions used in calculating the total pension liability in the latest actuarial valuation, prepared as of January 1, 2022, are presented below.

Valuation date	1/1/21 with actuarial liabilities rolled forward to 12/31/21
Actuarial cost method	Entry age normal (level percent of payroll)
Investment rate of return	
Current measurement date	7.50%
Prior measurement date	8.00%
Projected salary increases	3.75% - 10.50%
Payroll increases	3.25% per annum, compounded annually, consisting of inflation rate of 2.75% plus productivity increase rate of 0.50%
Cost of living adjustments	2.20% per year simple

CITY OF STEUBENVILLE, OHIO

NOTES TO THE BASIC FINANCIAL STATEMENTS
FOR THE YEAR ENDED DECEMBER 31, 2022

NOTE 11 - DEFINED BENEFIT PENSION PLANS - (Continued)

Mortality for non-disabled participants is based on the RP-2014 Total Employee and Healthy Annuitant Mortality Tables rolled back to 2006, adjusted and projected with the Buck Modified 2016 Improvement Scale. Rates for surviving beneficiaries are adjusted by 120%.

<u>Age</u>	<u>Police</u>	<u>Fire</u>
67 or less	77%	68%
68-77	105%	87%
78 and up	115%	120%

Mortality for disabled retirees is based on the RP-2014 Disabled Mortality Tables rolled back to 2006, adjusted according to the rates in the following table, and projected with the Buck Modified 2016 Improvement Scale.

<u>Age</u>	<u>Police</u>	<u>Fire</u>
59 or less	35%	35%
60-69	60%	45%
70-79	75%	70%
80 and up	100%	90%

The most recent experience study was completed for the five-year period ended December 31, 2016.

The long-term expected rate of return on pension plan investments was determined using a building-block approach and assumes a time horizon, as defined in the Statement of Investment Policy and Guidelines. A forecasted rate of inflation serves as the baseline for the return expected. Various real return premiums over the baseline inflation rate have been established for each asset class. The long-term expected nominal rate of return has been determined by calculating a weighted average of the expected real return premiums for each asset class, adding the projected inflation rate and adding the expected return from rebalancing uncorrelated asset classes.

Best estimates of the long-term expected geometric real rates of return for each major asset class included in OP&F's target asset allocation as of December 31, 2021 are summarized below:

<u>Asset Class</u>	<u>Target Allocation</u>	<u>Long Term Expected Real Rate of Return</u>
Cash and cash equivalents	0.00 %	0.00 %
Domestic equity	21.00	3.60
Non-US equity	14.00	4.40
Private markets	8.00	6.80
Core fixed income *	23.00	1.10
High yield fixed income	7.00	3.00
Private credit	5.00	4.50
U.S. inflation linked bonds *	17.00	0.80
Midstream energy infrastructure	5.00	5.00
Real assets	8.00	5.90
Gold	5.00	2.40
Private real estate	12.00	4.80
Total	125.00 %	

Note: assumptions are geometric.

* levered 2x

CITY OF STEUBENVILLE, OHIO

NOTES TO THE BASIC FINANCIAL STATEMENTS
FOR THE YEAR ENDED DECEMBER 31, 2022

NOTE 11 - DEFINED BENEFIT PENSION PLANS - (Continued)

OP&F’s Board of Trustees has incorporated the risk parity concept into OP&F’s asset liability valuation with the goal of reducing equity risk exposure, which reduces overall Total Portfolio risk without sacrificing return and creating a more risk-balanced portfolio based on the relationship between asset classes and economic environments. From the notional portfolio perspective above, the Total Portfolio may be levered up to 1.25 times due to the application of leverage in certain fixed income asset classes.

Discount Rate - The total pension liability was calculated using the discount rate of 7.50%. A discount rate of 8.00% was used in the previous measurement date. The projection of cash flows used to determine the discount rate assumed the contributions from employers and from the members would be computed based on contribution requirements as stipulated by State statute. Projected inflows from investment earning were calculated using the longer-term assumed investment rate of return 8.00%. Based on those assumptions, the plan’s fiduciary net position was projected to be available to make all future benefit payments of current plan members. Therefore, a long-term expected rate of return on pension plan investments was applied to all periods of projected benefits to determine the total pension liability.

Sensitivity of the City's Proportionate Share of the Net Pension Liability to Changes in the Discount Rate - Net pension liability is sensitive to changes in the discount rate, and to illustrate the potential impact the following table presents the net pension liability calculated using the discount rate of 7.50%, as well as what the net pension liability would be if it were calculated using a discount rate that is one percentage point lower (6.50%), or one percentage point higher (8.50%) than the current rate.

	1% Decrease	Current Discount Rate	1% Increase
City's proportionate share of the net pension liability	\$ 18,436,187	\$ 12,431,800	\$ 7,431,629

NOTE 12 - DEFINED BENEFIT OPEB PLANS

Net OPEB Liability/Asset

See Note 11 for a description of the net OPEB liability/asset.

Plan Description - Ohio Public Employees Retirement System (OPERS)

Plan Description - The Ohio Public Employees Retirement System (OPERS) administers three separate pension plans: the traditional pension plan, a cost-sharing, multiple-employer defined benefit pension plan; the member-directed plan, a defined contribution plan; and the combined plan, a cost-sharing, multiple-employer defined benefit pension plan that has elements of both a defined benefit and defined contribution plan.

OPERS maintains a cost-sharing, multiple-employer defined benefit post-employment health care trust, which funds multiple health care plans including medical coverage, prescription drug coverage and deposits to a Health Reimbursement Arrangement to qualifying benefit recipients of both the traditional pension and the combined plans. Currently, Medicare-eligible retirees are able to select medical and prescription drug plans from a range of options and may elect optional vision and dental plans. Retirees and eligible dependents enrolled in Medicare Parts A and B have the option to enroll in a Medicare supplemental plan with the assistance of the OPERS Medicare Connector. The OPERS Medicare Connector is a relationship with a vendor selected by OPERS to assist retirees, spouses and dependents with selecting a medical and pharmacy plan. Monthly allowances, based on years of service and the age at which the retiree first enrolled in OPERS coverage, are deposited into an HRA. For non-Medicare retirees and eligible dependents, OPERS sponsors medical and prescription coverage through a professionally managed self-insured plan. An allowance to offset a portion of the monthly premium is offered to retirees and eligible dependents. The allowance is based on the retiree’s years of service and age when they first enrolled in OPERS coverage.

CITY OF STEUBENVILLE, OHIO

NOTES TO THE BASIC FINANCIAL STATEMENTS
FOR THE YEAR ENDED DECEMBER 31, 2022

NOTE 12 - DEFINED BENEFIT OPEB PLANS - (Continued)

Medicare-eligible retirees who choose to become re-employed or survivors who become employed in an OPERS-covered position are prohibited from participating in an HRA. For this group of retirees, OPERS sponsors secondary coverage through a professionally managed self-insured program. Retirees who enroll in this plan are provided with a monthly allowance to offset a portion of the monthly premium. Medicare-eligible spouses and dependents can also enroll in this plan as long as the retiree is enrolled.

OPERS provides a monthly allowance for health care coverage for eligible retirees and their eligible dependents. The base allowance is determined by OPERS.

The health care trust is also used to fund health care for member-directed plan participants, in the form of a Retiree Medical Account (RMA). At retirement or separation, member directed plan participants may be eligible for reimbursement of qualified medical expenses from their vested RMA balance.

Effective January 1, 2022, OPERS discontinued the group plans currently offered to non-Medicare retirees and re-employed retirees. Instead, eligible non-Medicare retirees will select an individual medical plan. OPERS will provide a subsidy or allowance via an HRA allowance to those retirees who meet health care eligibility requirements. Retirees will be able to seek reimbursement for plan premiums and other qualified medical expenses.

In order to qualify for postemployment health care coverage, age and service retirees under the traditional pension and combined plans must have twenty or more years of qualifying Ohio service credit with a minimum age of 60, or generally 30 years of qualifying service at any age. Health care coverage for disability benefit recipients and qualified survivor benefit recipients is available. Current retirees eligible (or who became eligible prior to January 1, 2022) to participate in the OPERS health care program will continue to be eligible after January 1, 2022. Eligibility requirements will change for those retiring after January 1, 2022, with differing eligibility requirements for Medicare retirees and non-Medicare retirees. The health care coverage provided by OPERS meets the definition of an Other Post Employment Benefit (OPEB) as described in GASB Statement 75. See OPERS' Annual Comprehensive Financial Report referenced below for additional information.

The Ohio Revised Code permits, but does not require OPERS to provide health care to its eligible benefit recipients. Authority to establish and amend health care coverage is provided to the Board in Chapter 145 of the Ohio Revised Code.

Disclosures for the health care plan are presented separately in the OPERS financial report. Interested parties may obtain a copy by visiting <https://www.opers.org/financial/reports.shtml>, by writing to OPERS, 277 East Town Street, Columbus, Ohio 43215-4642, or by calling (614) 222-5601 or 800-222-7377.

Funding Policy - The Ohio Revised Code provides the statutory authority allowing public employers to fund postemployment health care through their contributions to OPERS. When funding is approved by OPERS' Board of Trustees, a portion of each employer's contribution to OPERS is set aside to fund OPERS health care plans. Beginning in 2018, OPERS no longer allocated a portion of its employer contributions to health care for the traditional plan and the combined plan.

Employer contribution rates are expressed as a percentage of the earnable salary of active members. In 2022, state and local employers contributed at a rate of 14.00% of earnable salary and public safety and law enforcement employers contributed at 18.10%. These are the maximum employer contribution rates permitted by the Ohio Revised Code. Active member contributions do not fund health care.

Each year, the OPERS Board determines the portion of the employer contribution rate that will be set aside to fund health care plans. For 2022, OPERS did not allocate any employer contribution to health care for members in the Traditional Pension Plan and Combined Plan. The OPERS Board is also authorized to establish rules for the retiree or their surviving beneficiaries to pay a portion of the health care provided. Payment amounts vary depending on the number of covered dependents and the coverage selected. The employer contribution as a percentage of covered payroll deposited into the RMA for participants in the Member-Directed Plan for 2022 was 4.00%.

CITY OF STEUBENVILLE, OHIO

NOTES TO THE BASIC FINANCIAL STATEMENTS
FOR THE YEAR ENDED DECEMBER 31, 2022

NOTE 12 - DEFINED BENEFIT OPEB PLANS - (Continued)

Employer contribution rates are actuarially determined and are expressed as a percentage of covered payroll. The City's contractually required contribution was \$4,308 for 2022. Of this amount, \$458 is reported as due to other governments.

Plan Description - Ohio Police & Fire Pension Fund (OP&F)

Plan Description - The City contributes to the Ohio Police and Fire Pension Fund (OP&F) sponsored healthcare program, a cost-sharing, multiple-employer defined post-employment health care plan administered by a third-party provider. This program is not guaranteed and is subject to change at any time upon action of the Board of Trustees. On January 1, 2019, OP&F implemented a new model for health care. Under this new model, OP&F provides eligible retirees with a fixed stipend earmarked to pay for health care and Medicare Part B reimbursements.

OP&F contracted with a vendor who assists eligible retirees in choosing health care plans that are available where they live (both Medicare-eligible and pre-65 populations). A stipend funded by OP&F is available to these members through a Health Reimbursement Arrangement and can be used to reimburse retirees for qualified health care expenses.

A retiree is eligible for the OP&F health care stipend unless they have access to any other group coverage including employer and retirement coverage. The eligibility of spouses and dependent children could increase the stipend amount. If the spouse or dependents have access to any other group coverage including employer or retirement coverage, they are not eligible for stipend support from OP&F. Even if an OP&F member or their dependents are not eligible for a stipend, they can use the services of the third-party administrator to select and enroll in a plan. The stipend provided by OP&F meets the definition of an Other Post Employment Benefit (OPEB) as described in Governmental Accounting Standards Board (GASB) Statement No. 75.

OP&F maintains funds for health care in two separate accounts: one account for health care benefits and one account for Medicare Part B reimbursements. A separate health care trust accrual account is maintained for health care benefits under IRS Code Section 115 trust. IRS Code Section 401(h) account is maintained for Medicare Part B reimbursements.

The Ohio Revised Code allows, but does not mandate, OP&F to provide OPEB benefits. Authority for the OP&F Board of Trustees to provide health care coverage to eligible participants and to establish and amend benefits is codified in Chapter 742 of the Ohio Revised Code.

OP&F issues a publicly available financial report that includes financial information and required supplementary information for the plan. The report may be obtained by visiting the OP&F website at www.op-f.org or by writing to the Ohio Police and Fire Pension Fund, 140 East Town Street, Columbus, Ohio 43215-5164.

Funding Policy – The Ohio Revised Code provides for contribution requirements of the participating employers and of plan members to the OP&F defined benefit pension plan. Participating employers are required to contribute to the pension plan at rates expressed as percentages of the payroll of active pension plan members, currently 19.50% and 24.00% of covered payroll for police and fire employer units, respectively. The Ohio Revised Code states that the employer contribution may not exceed 19.50% of covered payroll for police employer units and 24.00% of covered payroll for fire employer units. Active members do not make contributions to the OPEB Plan.

The Board of Trustees is authorized to allocate a portion of the total employer contributions for retiree health care benefits. For 2022, the portion of employer contributions allocated to health care was 0.50% of covered payroll. The amount of employer contributions allocated to the health care plan each year is subject to the Trustees' primary responsibility to ensure that pension benefits are adequately funded.

The OP&F Board of Trustees is also authorized to establish requirements for contributions to the health care plan by retirees and their eligible dependents or their surviving beneficiaries. Payment amounts vary depending on the number of covered dependents and the coverage selected.

CITY OF STEUBENVILLE, OHIO

NOTES TO THE BASIC FINANCIAL STATEMENTS
FOR THE YEAR ENDED DECEMBER 31, 2022

NOTE 12 - DEFINED BENEFIT OPEB PLANS - (Continued)

The City's contractually required contribution to OP&F was \$26,560 for 2022. Of this amount, \$2,958 is reported as due to other governments.

Net OPEB Liabilities/Assets, OPEB Expense, and Deferred Outflows or Resources and Deferred Inflows of Resources Related to OPEB

The net OPEB liability/asset and total OPEB liability for OPERS were determined by an actuarial valuation as of December 31, 2020, rolled forward to the measurement date of December 31, 2021, by incorporating the expected value of health care cost accruals, the actual health care payment, and interest accruals during the year. OP&F's total OPEB liability was measured as of December 31, 2021, and was determined by rolling forward the total OPEB liability as of January 1, 2021, to December 31, 2021. The City's proportion of the net OPEB liability/asset was based on the City's share of contributions to the retirement plan relative to the contributions of all participating entities.

Following is information related to the proportionate share and OPEB expense:

	OPERS	OP&F	Total
Proportion of the net OPEB liability/asset prior measurement date	0.03591400%	0.18786720%	
Proportion of the net OPEB liability/asset current measurement date	<u>0.03887800%</u>	<u>0.19899090%</u>	
Change in proportionate share	<u>0.00296400%</u>	<u>0.01112370%</u>	
Proportionate share of the net OPEB liability	\$ -	\$ 2,181,111	\$ 2,181,111
Proportionate share of the net OPEB asset	1,217,718	-	1,217,718
OPEB expense	(1,026,870)	147,959	(878,911)

THIS SPACE INTENTIONALLY LEFT BLANK

CITY OF STEUBENVILLE, OHIO

NOTES TO THE BASIC FINANCIAL STATEMENTS
FOR THE YEAR ENDED DECEMBER 31, 2022

NOTE 12 - DEFINED BENEFIT OPEB PLANS - (Continued)

At December 31, 2022, the City reported deferred outflows of resources and deferred inflows of resources related to OPEB from the following sources:

	<u>OPERS</u>	<u>OP&F</u>	<u>Total</u>
Deferred outflows of resources			
Differences between expected and actual experience	\$ -	\$ 99,221	\$ 99,221
Changes of assumptions	-	965,425	965,425
Changes in employer's proportionate percentage/ difference between employer contributions	47,955	83,195	131,150
Contributions subsequent to the measurement date	4,308	26,560	30,868
Total deferred outflows of resources	<u>\$ 52,263</u>	<u>\$ 1,174,401</u>	<u>\$ 1,226,664</u>
Deferred inflows of resources			
Differences between expected and actual experience	\$ 184,710	\$ 288,267	\$ 472,977
Net difference between projected and actual earnings on pension plan investments	580,522	197,031	777,553
Changes of assumptions	492,919	253,325	746,244
Changes in employer's proportionate percentage/ difference between employer contributions	50,519	141,735	192,254
Total deferred inflows of resources	<u>\$ 1,308,670</u>	<u>\$ 880,358</u>	<u>\$ 2,189,028</u>

\$30,868 reported as deferred outflows of resources related to OPEB resulting from City contributions subsequent to the measurement date will be recognized as a reduction of/increase to the net OPEB liability/asset in the year ending December 31, 2023.

CITY OF STEUBENVILLE, OHIO

NOTES TO THE BASIC FINANCIAL STATEMENTS
FOR THE YEAR ENDED DECEMBER 31, 2022

NOTE 12 - DEFINED BENEFIT OPEB PLANS - (Continued)

Other amounts reported as deferred outflows of resources and deferred inflows of resources related to OPEB will be recognized in OPEB expense as follows:

Year Ending December 31:	<u>OPERS</u>	<u>OP&F</u>	<u>Total</u>
2023	\$ (796,579)	\$ 59,353	\$ (737,226)
2024	(253,922)	30,104	(223,818)
2025	(126,841)	43,696	(83,145)
2026	(83,373)	20,078	(63,295)
2027	-	50,843	50,843
Thereafter	-	63,409	63,409
Total	<u>\$ (1,260,715)</u>	<u>\$ 267,483</u>	<u>\$ (993,232)</u>

Actuarial Assumptions - OPERS

Actuarial valuations of an ongoing plan involve estimates of the values of reported amounts and assumptions about the probability of occurrence of events far into the future. Examples include assumptions about future employment, mortality, and cost trends. Actuarially determined amounts are subject to continual review or modification as actual results are compared with past expectations and new estimates are made about the future.

Projections of health care costs for financial reporting purposes are based on the substantive plan (the plan as understood by the employers and plan members) and include the types of coverage provided at the time of each valuation and the historical pattern of sharing of costs between OPERS and plan members. The total OPEB liability was determined by an actuarial valuation as of December 31, 2020, rolled forward to the measurement date of December 31, 2021.

THIS SPACE INTENTIONALLY LEFT BLANK

CITY OF STEUBENVILLE, OHIO

NOTES TO THE BASIC FINANCIAL STATEMENTS
FOR THE YEAR ENDED DECEMBER 31, 2022

NOTE 12 - DEFINED BENEFIT OPEB PLANS - (Continued)

The actuarial valuation used the following actuarial assumptions applied to all prior periods included in the measurement in accordance with the requirements of GASB 74:

Wage Inflation	
Current measurement date	2.75%
Prior Measurement date	3.25%
Projected Salary Increases, including inflation	
Current measurement date	2.75 to 10.75%
	including wage inflation
Prior Measurement date	3.25 to 10.75%
	including wage inflation
Single Discount Rate:	
Current measurement date	6.00%
Prior Measurement date	6.00%
Investment Rate of Return	
Current measurement date	6.00%
Prior Measurement date	6.00%
Municipal Bond Rate	
Current measurement date	1.84%
Prior Measurement date	2.00%
Health Care Cost Trend Rate	
Current measurement date	5.50% initial, 3.50% ultimate in 2034
Prior Measurement date	8.50% initial, 3.50% ultimate in 2035
Actuarial Cost Method	Individual Entry Age Normal

Pre-retirement mortality rates are based on 130% of the Pub-2010 General Employee Mortality tables (males and females) for State and Local Government divisions and 170% of the Pub-2010 Safety Employee Mortality tables (males and females) for the Public Safety and Law Enforcement divisions. Post-retirement mortality rates are based on 115% of the PubG-2010 Retiree Mortality Tables (males and females) for all divisions. Post-retirement mortality rates for disabled retirees are based on the PubNS-2010 Disabled Retiree Mortality Tables (males and females) for all divisions. For all of the previously described tables, the base year is 2010 and mortality rates for a particular calendar year are determined by applying the MP-2020 mortality improvement scales (males and females) to all of these tables.

The most recent experience study was completed for the five-year period ended December 31, 2020.

The long-term expected rate of return on health care investment assets was determined using a building-block method in which best-estimate ranges of expected future real rates of return are developed for each major asset class. These ranges are combined to produce the long-term expected real rate of return by weighting the expected future real rates of return by the target asset allocation percentage, adjusted for inflation.

During 2021, OPERS managed investments in three investment portfolios: the Defined Benefit portfolio, the Health Care portfolio and the Defined Contribution portfolio. The Health Care portfolio includes the assets for health care expenses for the Traditional Pension Plan, Combined Plan and Member-Directed Plan eligible members. Within the Health Care portfolio, contributions into the plans are assumed to be received continuously throughout the year based on the actual payroll payable at the time contributions are made, and health care-related payments are assumed to occur mid-year. Accordingly, the money-weighted rate of return is considered to be the same for all plans within the portfolio. The annual money-weighted rate of return expressing investment performance, net of investment expenses and adjusted for the changing amounts actually invested, for the Health Care portfolio was a gain of 14.3% for 2021.

CITY OF STEUBENVILLE, OHIO

NOTES TO THE BASIC FINANCIAL STATEMENTS
FOR THE YEAR ENDED DECEMBER 31, 2022

NOTE 12 - DEFINED BENEFIT OPEB PLANS - (Continued)

The allocation of investment assets within the Health Care portfolio is approved by the Board of Trustees as outlined in the annual investment plan. Assets are managed on a total return basis with a long-term objective of continuing to offer a sustainable health care program for current and future retirees. OPERS' primary goal is to achieve and maintain a fully funded status for the benefits provided through the defined pension plans. Health care is a discretionary benefit. The long-term expected rate of return on health care investment assets was determined using a building-block method in which best-estimate ranges of expected future real rates of return are developed for each major asset class. These ranges are combined to produce the long-term expected real rate of return by weighting the expected future real rates of return by the target asset allocation percentage, adjusted for inflation.

For each major asset class that is included in the Health Care's portfolio's target asset allocation as of December 31, 2021, these best estimates are summarized in the following table:

Asset Class	Target Allocation	Weighted Average Long-Term Expected Real Rate of Return (Arithmetic)
Fixed Income	34.00 %	0.91 %
Domestic equities	25.00	3.78
Real Estate Investment Trusts (REITs)	7.00	3.71
International equities	25.00	4.88
Risk parity	2.00	2.92
Other investments	7.00	1.93
Total	100.00 %	3.45 %

Discount Rate - A single discount rate of 6.00% was used to measure the total OPEB liability on the measurement date of December 31, 2021. A single discount rate of 6.00% was used to measure the total OPEB liability on the measurement date of December 31, 2021. Projected benefit payments are required to be discounted to their actuarial present value using a single discount rate that reflects (1) a long-term expected rate of return on OPEB plan investments (to the extent that the health care fiduciary net position is projected to be sufficient to pay benefits), and (2) a tax-exempt municipal bond rate based on an index of 20-year general obligation bonds with an average AA credit rating as of the measurement date (to the extent that the contributions for use with the long-term expected rate are not met). This single discount rate was based on the actuarial assumed rate of return on the health care investment portfolio of 6.00% and a municipal bond rate of 1.84%. The projection of cash flows used to determine this single discount rate assumed that employer contributions will be made at rates equal to the actuarially determined contribution rate. Based on these assumptions, the health care fiduciary net position and future contributions were sufficient to finance health care costs through the year 2121. As a result, the actuarial assumed long-term expected rate of return on health care investments was applied to projected costs through the year 2121, the duration of the projection period through which projected health care payments are fully funded.

Sensitivity of the City's Proportionate Share of the Net OPEB Asset to Changes in the Discount Rate - The following table presents the proportionate share of the net OPEB asset calculated using the single discount rate of 6.00%, as well as what the proportionate share of the net OPEB asset would be if it were calculated using a discount rate that is one-percentage-point lower (5.00%) or one-percentage-point higher (7.00%) than the current rate:

	1% Decrease	Current Discount Rate	1% Increase
City's proportionate share of the net OPEB asset	\$ 716,133	\$ 1,217,718	\$ 1,634,042

CITY OF STEUBENVILLE, OHIO

NOTES TO THE BASIC FINANCIAL STATEMENTS
FOR THE YEAR ENDED DECEMBER 31, 2022

NOTE 12 - DEFINED BENEFIT OPEB PLANS - (Continued)

Sensitivity of the City's Proportionate Share of the Net OPEB Asset to Changes in the Health Care Cost Trend Rate - Changes in the health care cost trend rate may also have a significant impact on the net OPEB asset. The following table presents the net OPEB asset calculated using the assumed trend rates, and the expected net OPEB asset if it were calculated using a health care cost trend rate that is 1.00% lower or 1.00% higher than the current rate.

Retiree health care valuations use a health care cost trend assumption with changes over several years built into that assumption. The near-term rates reflect increases in the current cost of healthcare; the trend starting in 2022 is 5.50%. If this trend continues for future years, the projection indicates that years from now virtually all expenditures will be for health care. A more reasonable alternative is the health care cost trend will decrease to a level at, or near, wage inflation. On this basis, the actuaries project premium rate increases will continue to exceed wage inflation for approximately the next decade, but by less each year, until leveling off at an ultimate rate, assumed to be 3.50% in the most recent valuation.

	1% Decrease	Current Health Care Trend Rate Assumption	1% Increase
City's proportionate share of the net OPEB asset	\$ 1,230,877	\$ 1,217,718	\$ 1,202,108

Actuarial Assumptions - OP&F

OP&F's total OPEB liability as of December 31, 2021, is based on the results of an actuarial valuation date of January 1, 2021, and rolled-forward using generally accepted actuarial procedures. The total OPEB liability is determined by OP&F's actuaries in accordance with GASB Statement No. 74, as part of their annual valuation. Actuarial valuations of an ongoing plan involve estimates of the value of reported amounts and assumptions about probability of occurrence of events far into the future. Examples include assumptions about future employment, mortality, salary increases, disabilities, retirements and employment terminations. Actuarially determined amounts are subject to continual review and potential modifications, as actual results are compared with past expectations and new estimates are made about the future.

Projections of benefits for financial reporting purposes are based on the substantive plan (the plan as understood by the employers and plan members) and include the types of benefits provided at the time of each valuation and the historical pattern of sharing benefit costs between the employers and plan members to that point. The projection of benefits for financial reporting purposes does not explicitly incorporate the potential effects of legal or contractual funding limitations.

Actuarial calculations reflect a long-term perspective. For a newly hired employee, actuarial calculations will take into account the employee's entire career with the employer and also take into consideration the benefits, if any, paid to the employee after termination of employment until the death of the employee and any applicable contingent annuitant. In many cases, actuarial calculations reflect several decades of service with the employer and the payment of benefits after termination.

CITY OF STEUBENVILLE, OHIO

NOTES TO THE BASIC FINANCIAL STATEMENTS
FOR THE YEAR ENDED DECEMBER 31, 2022

NOTE 12 - DEFINED BENEFIT OPEB PLANS - (Continued)

Key methods and assumptions used in the latest actuarial valuation, reflecting experience study results, are presented below.

Valuation Date	January 1, 2021, with actuarial liabilities rolled forward to December 31, 2021
Actuarial Cost Method	Entry Age Normal (Level Percent of Payroll)
Investment Rate of Return	
Current measurement date	7.50%
Prior measurement date	8.00%
Projected Salary Increases	3.75% to 10.50%
Payroll Growth	3.25%
Single discount rate:	
Current measurement date	2.84%
Prior measurement date	2.96%
Cost of Living Adjustments	2.20% simple per year

Mortality for non-disabled participants is based on the RP-2014 Total Employee and Healthy Annuitant Mortality Tables rolled back to 2006, adjusted according to the rates in the following table, and projected with the Buck Modified 2016 Improvement Scale. Rates for surviving beneficiaries are adjusted by 120%.

Age	Police	Fire
67 or less	77%	68%
68-77	105%	87%
78 and up	115%	120%

Mortality for disabled retirees is based on the RP-2014 Disabled Mortality Tables rolled back to 2006, adjusted according to the rates in the following table, and projected with the Buck Modified 2016 Improvement Scale.

Age	Police	Fire
59 or less	35%	35%
60-69	60%	45%
70-79	75%	70%
80 and up	100%	90%

The most recent experience study was completed for the five-year period ended December 31, 2016.

The long-term expected rate of return on OPEB plan investments was determined using a building-block approach and assumes a time horizon, as defined in the Statement of Investment Policy. A forecasted rate of inflation serves as the baseline for the return expected. Various real return premiums over the baseline inflation rate have been established for each asset class. The long-term expected nominal rate of return has been determined by calculating a weighted averaged of the expected real return premiums for each asset class, adding the projected inflation rate and adding the expected return from rebalancing uncorrelated asset classes.

CITY OF STEUBENVILLE, OHIO

NOTES TO THE BASIC FINANCIAL STATEMENTS
FOR THE YEAR ENDED DECEMBER 31, 2022

NOTE 12 - DEFINED BENEFIT OPEB PLANS - (Continued)

Best estimates of the long-term expected geometric real rates of return for each major asset class included in OP&F's target asset allocation as of December 31, 2020, are summarized below:

Asset Class	Target Allocation	Long Term Expected Real Rate of Return
Cash and cash equivalents	0.00 %	0.00 %
Domestic equity	21.00	3.60
Non-US equity	14.00	4.40
Private markets	8.00	6.80
Core fixed income *	23.00	1.10
High yield fixed income	7.00	3.00
Private credit	5.00	4.50
U.S. inflation linked bonds *	17.00	0.80
Midstream energy infrastructure	5.00	5.00
Real assets	8.00	5.90
Gold	5.00	2.40
Private real estate	12.00	4.80
Total	125.00 %	

Note: assumptions are geometric.

* levered 2x

OP&F's Board of Trustees has incorporated the risk parity concept into OP&F's asset liability valuation with the goal of reducing equity risk exposure, which reduces overall Total Portfolio risk without sacrificing return, and creating a more risk-balanced portfolio based on their relationship between asset classes and economic environments. From the notional portfolio perspective above, the Total Portfolio may be levered up to 1.25 times due to the application of leverage in certain fixed income asset classes.

Discount Rate - For 2021, the total OPEB liability was calculated using the discount rate of 2.84%. For 2020, the total OPEB liability was calculated using the discount rate of 2.96%. The projection of cash flows used to determine the discount rate assumed the contribution from employers and from members would be computed based on contribution requirements as stipulated by State statute. Projected inflows from investment earnings were calculated using the longer-term assumed investment rate of return 7.50%. Based on those assumptions, OP&F's fiduciary net position was projected to not be able to make all future benefit payment of current plan members. Therefore, a municipal bond rate of 2.05% at December 31, 2021 and 2.12% at December 31, 2020 was blended with the long-term rate of 7.50%, which resulted in a blended discount rate of 2.84%.

Sensitivity of the City's Proportionate Share of the Net OPEB Liability to Changes in the Discount Rate - Net OPEB liability is sensitive to changes in the discount rate, and to illustrate the potential impact the following table presents the net OPEB liability calculated using the discount rate of 2.84%, as well as what the net OPEB liability would be if it were calculated using a discount rate that is one percentage point lower (1.84%), or one percentage point higher (3.84%) than the current rate.

	1% Decrease	Current Discount Rate	1% Increase
City's proportionate share of the net OPEB liability	\$ 2,741,706	\$ 2,181,111	\$ 1,720,302

Sensitivity of the City's Proportionate Share of the Net OPEB Liability to Changes in the Health Care Cost Trend Rate - The total OPEB liability is based on a medical benefit that is a flat dollar amount; therefore, it is unaffected by a health care cost trend rate. An increase or decrease in the trend rate would have no effect on the total OPEB liability.

CITY OF STEUBENVILLE, OHIO

NOTES TO THE BASIC FINANCIAL STATEMENTS
FOR THE YEAR ENDED DECEMBER 31, 2022

NOTE 13 - BUDGETARY BASIS OF ACCOUNTING

While the City is reporting financial position, results of operations and changes in fund balance on the basis of generally accepted accounting principles (GAAP), the budgetary basis as provided by law is based upon accounting for certain transactions on a basis of cash receipts, disbursements and encumbrances. The statement of revenues, expenditures and changes in fund balances - budget and actual (non-GAAP budgetary basis) presented for the general fund and the American Rescue Plan Act fund are presented on the budgetary basis to provide a meaningful comparison of actual results with the budget. The major differences between the budget basis and GAAP basis are as follows:

1. Revenues and other financing sources are recorded when received in cash (budget basis) as opposed to when susceptible to accrual (GAAP basis);
2. Expenditures/expenses and other financing uses are recorded when paid in cash (budget basis) as opposed to when the liability is incurred (GAAP basis);
3. In order to determine compliance with Ohio law, and to reserve that portion of the applicable appropriation, total outstanding encumbrances (budget basis) are recorded as the equivalent of an expenditure, as opposed to assigned or committed fund balance for that portion of outstanding encumbrances not already recognized as an account payable (GAAP basis); and,
4. Some funds are included in the general fund (GAAP basis), but have separate legally adopted budgets (budget basis).

The following table summarizes the adjustments necessary to reconcile the GAAP basis statements (as reported in the fund financial statements) to the budgetary basis statements for all governmental funds for which a budgetary basis statement is presented.

Net Change in Fund Balance

	General	American Rescue Plan Act
Budget basis	\$ 8,281,625	\$ (3,223,420)
Net adjustment for revenue accruals	(10,409,997)	3,167,740
Net adjustment for expenditure accruals	10,274,424	14,125
Funds budgeted elsewhere	(1,980)	-
Adjustment for encumbrances	2,441,730	41,555
GAAP basis	\$ 10,585,802	\$ -

Certain funds that are legally budgeted in separate special revenue funds are considered part of the general fund on a GAAP basis. This includes the unclaimed monies fund and the general reserve fund.

CITY OF STEUBENVILLE, OHIO

**NOTES TO THE BASIC FINANCIAL STATEMENTS
FOR THE YEAR ENDED DECEMBER 31, 2022**

NOTE 14 - LANDFILL CLOSURE AND POST-CLOSURE CARE COST

State and federal laws and regulations require the City to place a final cover on its municipal landfill site and to perform certain maintenance and monitoring functions at the closed landfill site for thirty years after closure. The landfill is no longer being used; however, the final cover as required by State and federal laws has not been placed on the landfill. In an agreement with the Ohio EPA, the City does not have to place a final cover on the landfill unless enough oil and gas royalties are generated to pay for it (see Note 16). Under the terms of the agreement with the Ohio EPA, the City is required to perform certain maintenance and monitoring functions at the landfill through 2034. The estimated liability for the landfill is \$2,491,457. The estimated cost of landfill closure and post-closure care expenses is based on the amount that would be paid if all materials and services required to monitor and maintain the closed landfill were acquired as of December 31, 2022. However, the actual costs of closure and post-closure care may be higher due to inflation, changes in technology, or changes in landfill laws and regulations.

NOTE 15 - CONTINGENCIES

A. Grants

The City receives significant financial assistance from numerous federal and State agencies in the form of grants. The disbursement of funds received under these programs generally requires compliance with terms and conditions specified in the grant agreements and are subject to audit by the grantor agencies. Any disallowed claims resulting from such audits could become a liability of the general fund or other applicable funds. However, in the opinion of management, any such disallowed claims will not have a material effect on any of the financial statements of the individual fund types included herein or on the overall financial position of the City at December 31, 2022.

B. Litigation

The City has been named in various lawsuits, however, according to the City's legal counsel pending litigation will not have a material effect, if any, on the financial condition of the City.

NOTE 16 - OIL AND GAS LEASE

On February 28, 2012, the City entered into an oil and gas lease with Hess Ohio Development, LLC (Hess). The lease gives Hess the right to explore and drill for oil and gas on approximately 111 acres of City land. The City received a one-time nonrefundable payment from Hess in the amount of \$597,256. In addition, the City will receive a 19% royalty on any oil or gas that is recovered from the land. The City recorded the one-time payment in the refuse fund during 2012 and is required to record any future royalty revenue in the refuse fund. During 2022, the refuse fund received \$211,491 in royalties revenue. This revenue is restricted and will be used to pay for expenses incurred in the closing of the City's landfill.

NOTE 17 - CONDUIT DEBT

To provide funds to finance the cost of acquiring, constructing, installing and equipping certain hospital facilities and refunding prior debt obligations, the City has issued \$43,930,000 hospital facilities revenue refunding bonds, series 2010 (Trinity Health System Obligated Group). These bonds are special limited obligations of the City, payable solely from and secured by a sublease and pledged receipts. The bonds do not constitute a debt or pledge of the faith and credit of the City and, accordingly, have not been reported in the accompanying financial statements.

At December 31, 2022, hospital facilities revenue refunding bonds outstanding aggregated \$22,150,000.

The City has extended a limited commitment regarding the hospital facilities revenue bonds. The City assumes no responsibility for debt service payments.

CITY OF STEUBENVILLE, OHIO

**NOTES TO THE BASIC FINANCIAL STATEMENTS
FOR THE YEAR ENDED DECEMBER 31, 2022**

NOTE 18 - TAX ABATEMENTS

As of December 31, 2022, the City provides tax abatements through the Community Reinvestment Area (CRA) program. This program relates to the abatement of property taxes.

CRA - Under the authority of Ohio Revised Code (ORC) Section 3735.67, the CRA program is an economic development tool administered by municipal and county governments that provides real property tax exemptions for property owners who renovate existing or construct new buildings. CRA's are areas of land in which property owners can receive tax incentives for investing in real property improvements. Under the CRA program, local governments petition to the Ohio Development Services Agency (ODSA) for confirmation of a geographical area in which investment in housing is desired. Once an area is confirmed by the ODSA, local governments may offer real property tax exemptions to taxpayers that invest in that area. Property owners in the CRA can receive temporary tax abatements for renovation of existing structures and new construction in these areas. Property owners apply to the local legislative authority for approval to renovate or construct in the CRA. Upon approval and certification of completion, the amount of the abatement is deducted from the individual or entity's property tax bill.

The City has no "clawback" provisions to recapture abated taxes, however a review board annually evaluates future status of each CRA. The total value of the City's share of taxes abated for 2022 was \$27,390.

NOTE 19 - OTHER COMMITMENTS

The City utilizes encumbrance accounting as part of its budgetary controls. Encumbrances outstanding at year end may be reported as part of restricted, committed, or assigned classifications of fund balance. At year end, the City's commitments for encumbrances in the governmental funds were as follows:

<u>Fund</u>	<u>Year-End Encumbrances</u>
General fund	\$ 2,351,668
American Rescue Plan Act	41,555
.7% City income tax - street improvement	188,653
Other governmental	<u>733,302</u>
Total	<u>\$ 3,315,178</u>

NOTE 20 - ASSET RETIREMENT OBLIGATIONS

Ohio Revised Code Section 6111.44 requires the City to submit any changes to their sewage treatment system to the Ohio Environmental Protection Agency (Ohio EPA) for approval. Through this permitting process, the City would be responsible for addressing any public safety issues associated with their sewage treatment facilities and the permit would specify the procedures required to dispose of all or part of the sewage treatment plant. Due to the lack of specific legal requirements for retiring the sewage treatment plant, the City has determined that the asset retirement obligation cannot be reasonably estimated.

CITY OF STEUBENVILLE, OHIO

NOTES TO THE BASIC FINANCIAL STATEMENTS
FOR THE YEAR ENDED DECEMBER 31, 2022

NOTE 21 - FUND BALANCE

Fund balance is classified as nonspendable, restricted, committed, assigned and/or unassigned based primarily on the extent to which the City is bound to observe constraints imposed upon the use of resources in the governmental funds. The constraints placed on fund balance for the major governmental funds and all other governmental funds are presented below:

Fund balance	General	American Rescue Plan Act	.7% City Income Tax Street Improvement	Nonmajor Governmental Funds	Total Governmental Funds
Nonspendable:					
Materials and supplies inventory	\$ 201,959	\$ -	\$ -	\$ 105,000	\$ 306,959
Prepays	239,864	-	3,687	55	243,606
Unclaimed monies	28,213	-	-	-	28,213
Total nonspendable	470,036	-	3,687	105,055	578,778
Restricted:					
Capital improvements	-	-	-	36,709	36,709
Street construction, maintenance and repair	-	-	-	1,520,065	1,520,065
Municipal court improvements	-	-	-	74,990	74,990
Community development	-	-	-	90,368	90,368
Court programs	-	-	-	362,960	362,960
Police and fire programs	-	-	-	30,760	30,760
Other purposes	-	-	-	389,439	389,439
Total restricted	-	-	-	2,505,291	2,505,291
Committed:					
Debt service	-	-	-	368,701	368,701
Street construction, maintenance and repair	-	-	2,041,877	-	2,041,877
Equipment capital improvement	-	-	-	243,191	243,191
Recreation capital improvement	-	-	-	151,403	151,403
Other purposes	-	-	-	36,096	36,096
Total committed	-	-	2,041,877	799,391	2,841,268
Assigned:					
Hospitalization insurance	689,907	-	-	-	689,907
Equipment purchases	933,885	-	-	-	933,885
Building demolitions	350,000	-	-	-	350,000
Subsequent year's appropriations	7,459,848	-	-	-	7,459,848
Other purposes	377,876	-	-	-	377,876
Total assigned	9,811,516	-	-	-	9,811,516
Unassigned	8,429,918	-	-	-	8,429,918
Total fund balances	\$ 18,711,470	\$ -	\$ 2,045,564	\$ 3,409,737	\$ 24,166,771

NOTE 22 - COVID-19

The United States and the State of Ohio declared a state of emergency in March 2020 due to the COVID-19 pandemic. Ohio's state of emergency ended in June 2021 and the national state of emergency ended in April 2023. During 2022, the City received COVID-19 funding. The financial impact of COVID-19 may impact subsequent periods of the City. The impact on the City's future operating costs, revenues, and additional recovery from emergency funding, either federal or state, cannot be estimated.

THIS PAGE IS INTENTIONALLY LEFT BLANK

REQUIRED SUPPLEMENTARY INFORMATION

CITY OF STEUBENVILLE, OHIO

SCHEDULES OF THE REQUIRED SUPPLEMENTARY INFORMATION

SCHEDULE OF THE CITY'S PROPORTIONATE SHARE OF
THE NET PENSION LIABILITY/NET PENSION ASSET
OHIO PUBLIC EMPLOYEES RETIREMENT SYSTEM (OPERS)

	LAST NINE YEARS			
	<u>2022</u>	<u>2021</u>	<u>2020</u>	<u>2019</u>
<i>Traditional Plan:</i>				
City's proportion of the net pension liability	0.040384%	0.036989%	0.038444%	0.036598%
City's proportionate share of the net pension liability	\$ 3,513,571	\$ 5,477,266	\$ 7,598,716	\$ 10,023,450
City's covered payroll	\$ 5,960,400	\$ 5,320,964	\$ 5,318,293	\$ 5,012,371
City's proportionate share of the net pension liability as a percentage of its covered payroll	58.95%	102.94%	142.88%	199.97%
Plan fiduciary net position as a percentage of the total pension liability	92.62%	86.88%	82.17%	74.70%
<i>Combined Plan:</i>				
City's proportion of the net pension asset	0.021711%	0.020576%	0.021261%	0.022143%
City's proportionate share of the net pension asset	\$ 85,543	\$ 59,395	\$ 44,333	\$ 24,760
City's covered payroll	\$ 96,593	\$ 90,679	\$ 94,643	\$ 94,707
City's proportionate share of the net pension asset as a percentage of its covered payroll	88.56%	65.50%	46.84%	26.14%
Plan fiduciary net position as a percentage of the total pension asset	169.88%	157.67%	145.28%	126.64%
<i>Member Directed Plan:</i>				
City's proportion of the net pension asset	0.016371%	0.021830%	0.024150%	0.023690%
City's proportionate share of the net pension asset	\$ 2,972	\$ 3,979	\$ 913	\$ 540
City's covered payroll	\$ 99,350	\$ 131,110	\$ 143,560	\$ 135,390
City's proportionate share of the net pension asset as a percentage of its covered payroll	2.99%	3.03%	0.64%	0.40%
Plan fiduciary net position as a percentage of the total pension asset	171.84%	188.21%	118.84%	113.42%

Note: Information prior to 2014 was unavailable. Schedule is intended to show information for 10 years. Additional years will be displayed as they become available.

Amounts presented for each fiscal year were determined as of the City's measurement date which is the prior year-end.

SEE ACCOMPANYING NOTES TO THE REQUIRED SUPPLEMENTARY INFORMATION

2018	2017	2016	2015	2014
0.035669%	0.036927%	0.038553%	0.038777%	0.038777%
\$ 5,595,775	\$ 8,385,494	\$ 6,677,866	\$ 4,676,940	\$ 4,571,303
\$ 4,803,238	\$ 4,846,842	\$ 4,823,992	\$ 4,755,025	\$ 4,674,669
116.50%	173.01%	138.43%	98.36%	97.79%
84.66%	77.25%	81.08%	86.45%	86.36%
0.021655%	0.022214%	0.023770%	0.024124%	0.024124%
\$ 29,479	\$ 12,364	\$ 11,567	\$ 9,288	\$ 2,531
\$ 88,685	\$ 86,475	\$ 84,508	\$ 88,175	\$ 91,208
33.24%	14.30%	13.69%	10.53%	2.77%
137.28%	116.55%	116.90%	114.83%	104.56%
0.032625%	0.027233%	0.029321%	n/a	n/a
\$ 1,139	\$ 113	\$ 112	n/a	n/a
\$ 178,840	\$ 111,917	\$ 163,300	n/a	n/a
0.64%	0.10%	0.07%	n/a	n/a
124.46%	103.40%	103.91%	n/a	n/a

CITY OF STEUBENVILLE, OHIO

SCHEDULES OF THE REQUIRED SUPPLEMENTARY INFORMATION

SCHEDULE OF THE CITY'S PROPORTIONATE SHARE OF
THE NET PENSION LIABILITY
OHIO POLICE AND FIRE (OP&F) PENSION FUND

LAST NINE YEARS

	<u>2022</u>	<u>2021</u>	<u>2020</u>	<u>2019</u>
City's proportion of the net pension liability	0.19899090%	0.18786720%	0.19435830%	0.20065000%
City's proportionate share of the net pension liability	\$ 12,431,800	\$ 12,807,076	\$ 13,093,013	\$ 16,378,342
City's covered payroll	\$ 5,106,534	\$ 4,652,048	\$ 4,563,723	\$ 4,505,505
City's proportionate share of the net pension liability as a percentage of its covered payroll	243.45%	275.30%	286.89%	363.52%
Plan fiduciary net position as a percentage of the total pension liability	75.03%	70.65%	69.89%	63.07%

Note: Information prior to 2014 was unavailable. Schedule is intended to show information for 10 years. Additional years will be displayed as they become available.

Amounts presented for each fiscal year were determined as of the City's measurement date which is the prior year-end.

SEE ACCOMPANYING NOTES TO THE REQUIRED SUPPLEMENTARY INFORMATION

2018	2017	2016	2015	2014
0.20198000%	0.20446700%	0.21778200%	0.19982550%	0.19982550%
\$ 12,396,451	\$ 12,950,746	\$ 14,010,025	\$ 10,351,794	\$ 9,732,129
\$ 4,442,529	\$ 4,422,511	\$ 4,434,530	\$ 4,230,338	\$ 4,368,467
279.04%	292.84%	315.93%	244.70%	222.78%
70.91%	68.36%	66.77%	72.20%	73.00%

CITY OF STEUBENVILLE, OHIO

SCHEDULES OF THE REQUIRED SUPPLEMENTARY INFORMATION

SCHEDULE OF CITY PENSION CONTRIBUTIONS
OHIO PUBLIC EMPLOYEES RETIREMENT SYSTEM (OPERS)

LAST TEN YEARS

	<u>2022</u>	<u>2021</u>	<u>2020</u>	<u>2019</u>
<i>Traditional Plan:</i>				
Contractually required contribution	\$ 865,669	\$ 834,456	\$ 744,935	\$ 744,561
Contributions in relation to the contractually required contribution	<u>(865,669)</u>	<u>(834,456)</u>	<u>(744,935)</u>	<u>(744,561)</u>
Contribution deficiency (excess)	<u>\$ -</u>	<u>\$ -</u>	<u>\$ -</u>	<u>\$ -</u>
City's covered payroll	\$ 6,183,350	\$ 5,960,400	\$ 5,320,964	\$ 5,318,293
Contributions as a percentage of covered payroll	14.00%	14.00%	14.00%	14.00%
<i>Combined Plan:</i>				
Contractually required contribution	\$ 14,962	\$ 13,523	\$ 12,695	\$ 13,250
Contributions in relation to the contractually required contribution	<u>(14,962)</u>	<u>(13,523)</u>	<u>(12,695)</u>	<u>(13,250)</u>
Contribution deficiency (excess)	<u>\$ -</u>	<u>\$ -</u>	<u>\$ -</u>	<u>\$ -</u>
City's covered payroll	\$ 106,871	\$ 96,593	\$ 90,679	\$ 94,643
Contributions as a percentage of covered payroll	14.00%	14.00%	14.00%	14.00%
<i>Member Directed Plan:</i>				
Contractually required contribution	\$ 10,770	\$ 9,935	\$ 13,111	\$ 14,356
Contributions in relation to the contractually required contribution	<u>(10,770)</u>	<u>(9,935)</u>	<u>(13,111)</u>	<u>(14,356)</u>
Contribution deficiency (excess)	<u>\$ -</u>	<u>\$ -</u>	<u>\$ -</u>	<u>\$ -</u>
City's covered payroll	\$ 107,700	\$ 99,350	\$ 131,110	\$ 143,560
Contributions as a percentage of covered payroll	10.00%	10.00%	10.00%	10.00%

Note: Information prior to 2015 for the City's member directed plan was unavailable.
Schedule is intended to show information for 10 years. Additional years will be displayed as they become available.

SEE ACCOMPANYING NOTES TO THE REQUIRED SUPPLEMENTARY INFORMATION

<u>2018</u>	<u>2017</u>	<u>2016</u>	<u>2015</u>	<u>2014</u>	<u>2013</u>
\$ 701,732	\$ 624,421	\$ 581,621	\$ 578,879	\$ 570,603	\$ 607,707
<u>(701,732)</u>	<u>(624,421)</u>	<u>(581,621)</u>	<u>(578,879)</u>	<u>(570,603)</u>	<u>(607,707)</u>
<u>\$ -</u>	<u>\$ -</u>	<u>\$ -</u>	<u>\$ -</u>	<u>\$ -</u>	<u>\$ -</u>
\$ 5,012,371	\$ 4,803,238	\$ 4,846,842	\$ 4,823,992	\$ 4,755,025	\$ 4,674,669
14.00%	13.00%	12.00%	12.00%	12.00%	13.00%
\$ 13,259	\$ 11,529	\$ 10,377	\$ 10,141	\$ 10,581	\$ 11,857
<u>(13,259)</u>	<u>(11,529)</u>	<u>(10,377)</u>	<u>(10,141)</u>	<u>(10,581)</u>	<u>(11,857)</u>
<u>\$ -</u>	<u>\$ -</u>	<u>\$ -</u>	<u>\$ -</u>	<u>\$ -</u>	<u>\$ -</u>
\$ 94,707	\$ 88,685	\$ 86,475	\$ 84,508	\$ 88,175	\$ 91,208
14.00%	13.00%	12.00%	12.00%	12.00%	13.00%
\$ 13,539	\$ 17,884	\$ 13,430	\$ 19,596		
<u>(13,539)</u>	<u>(17,884)</u>	<u>(13,430)</u>	<u>(19,596)</u>		
<u>\$ -</u>	<u>\$ -</u>	<u>\$ -</u>	<u>\$ -</u>		
\$ 135,390	\$ 178,840	\$ 111,917	\$ 163,300		
10.00%	10.00%	12.00%	12.00%		

CITY OF STEUBENVILLE, OHIO

SCHEDULES OF THE REQUIRED SUPPLEMENTARY INFORMATION

SCHEDULE OF CITY PENSION CONTRIBUTIONS
OHIO POLICE AND FIRE (OP&F) PENSION FUND

LAST TEN YEARS

	<u>2022</u>	<u>2021</u>	<u>2020</u>	<u>2019</u>
<i>Police:</i>				
Contractually required contribution	\$ 504,210	\$ 514,548	\$ 475,778	\$ 477,191
Contributions in relation to the contractually required contribution	<u>(504,210)</u>	<u>(514,548)</u>	<u>(475,778)</u>	<u>(477,191)</u>
Contribution deficiency (excess)	<u>\$ -</u>	<u>\$ -</u>	<u>\$ -</u>	<u>\$ -</u>
City's covered payroll	\$ 2,653,737	\$ 2,708,147	\$ 2,504,095	\$ 2,511,532
Contributions as a percentage of covered payroll	19.00%	19.00%	19.00%	19.00%
<i>Fire:</i>				
Contractually required contribution	\$ 624,681	\$ 563,621	\$ 504,769	\$ 482,265
Contributions in relation to the contractually required contribution	<u>(624,681)</u>	<u>(563,621)</u>	<u>(504,769)</u>	<u>(482,265)</u>
Contribution deficiency (excess)	<u>\$ -</u>	<u>\$ -</u>	<u>\$ -</u>	<u>\$ -</u>
City's covered payroll	\$ 2,658,217	\$ 2,398,387	\$ 2,147,953	\$ 2,052,191
Contributions as a percentage of covered payroll	23.50%	23.50%	23.50%	23.50%

SEE ACCOMPANYING NOTES TO THE REQUIRED SUPPLEMENTARY INFORMATION

<u>2018</u>	<u>2017</u>	<u>2016</u>	<u>2015</u>	<u>2014</u>	<u>2013</u>
\$ 472,955	\$ 460,097	\$ 442,219	\$ 439,244	\$ 417,225	\$ 361,470
<u>(472,955)</u>	<u>(460,097)</u>	<u>(442,219)</u>	<u>(439,244)</u>	<u>(417,225)</u>	<u>(361,470)</u>
<u>\$ -</u>	<u>\$ -</u>	<u>\$ -</u>	<u>\$ -</u>	<u>\$ -</u>	<u>\$ -</u>
\$ 2,489,237	\$ 2,421,563	\$ 2,327,468	\$ 2,311,811	\$ 2,195,921	\$ 2,275,782
19.00%	19.00%	19.00%	19.00%	19.00%	15.88%
\$ 473,823	\$ 474,927	\$ 492,335	\$ 498,839	\$ 478,088	\$ 426,392
<u>(473,823)</u>	<u>(474,927)</u>	<u>(492,335)</u>	<u>(498,839)</u>	<u>(478,088)</u>	<u>(426,392)</u>
<u>\$ -</u>	<u>\$ -</u>	<u>\$ -</u>	<u>\$ -</u>	<u>\$ -</u>	<u>\$ -</u>
\$ 2,016,268	\$ 2,020,966	\$ 2,095,043	\$ 2,122,719	\$ 2,034,417	\$ 2,091,866
23.50%	23.50%	23.50%	23.50%	23.50%	20.38%

CITY OF STEUBENVILLE, OHIO

SCHEDULES OF THE REQUIRED SUPPLEMENTARY INFORMATION

SCHEDULE OF THE CITY'S PROPORTIONATE SHARE OF
THE NET OPEB LIABILITY/NET OPEB ASSET
OHIO PUBLIC EMPLOYEES RETIREMENT SYSTEM (OPERS)

LAST SIX YEARS

	<u>2022</u>	<u>2021</u>	<u>2020</u>	<u>2019</u>
City's proportion of the net OPEB liability/asset	0.038878%	0.035914%	0.037379%	0.035667%
City's proportionate share of the net OPEB liability/(asset)	\$ (1,217,718)	\$ (639,837)	\$ 5,163,011	\$ 4,650,134
City's covered payroll	\$ 6,156,343	\$ 5,542,753	\$ 5,556,496	\$ 5,242,468
City's proportionate share of the net OPEB liability/asset as a percentage of its covered payroll	19.78%	11.54%	92.92%	88.70%
Plan fiduciary net position as a percentage of the total OPEB liability/asset	128.23%	115.57%	47.80%	46.33%

Note: Information prior to 2017 was unavailable. Schedule is intended to show information for 10 years. Additional years will be displayed as they become available.

Amounts presented for each fiscal year were determined as of the City's measurement date which is the prior year-end.

SEE ACCOMPANYING NOTES TO THE REQUIRED SUPPLEMENTARY INFORMATION

<u>2018</u>	<u>2017</u>
0.035170%	0.036062%
\$ 3,819,203	\$ 3,642,341
\$ 5,070,763	\$ 5,045,234
75.32%	72.19%
54.14%	54.05%

CITY OF STEUBENVILLE, OHIO

SCHEDULES OF THE REQUIRED SUPPLEMENTARY INFORMATION

SCHEDULE OF THE CITY'S PROPORTIONATE SHARE OF
THE NET OPEB LIABILITY
OHIO POLICE AND FIRE (OP&F) PENSION FUND

	LAST SIX YEARS			
	<u>2022</u>	<u>2021</u>	<u>2020</u>	<u>2019</u>
City's proportion of the net OPEB liability	0.19899090%	0.18786720%	0.19435830%	0.20065000%
City's proportionate share of the net OPEB liability	\$ 2,181,111	\$ 1,990,484	\$ 1,919,819	\$ 1,827,226
City's covered payroll	\$ 5,106,534	\$ 4,652,048	\$ 4,563,723	\$ 4,505,505
City's proportionate share of the net OPEB liability as a percentage of its covered payroll	42.71%	42.79%	42.07%	40.56%
Plan fiduciary net position as a percentage of the total OPEB liability	46.86%	45.42%	47.08%	46.57%

Note: Information prior to 2017 was unavailable. Schedule is intended to show information for 10 years. Additional years will be displayed as they become available.

Amounts presented for each fiscal year were determined as of the City's measurement date which is the prior year-end.

SEE ACCOMPANYING NOTES TO THE REQUIRED SUPPLEMENTARY INFORMATION

<u>2018</u>	<u>2017</u>
0.20198000%	0.20446700%
\$ 11,443,932	\$ 9,705,589
\$ 4,442,529	\$ 4,422,511
257.60%	219.46%
14.13%	15.96%

CITY OF STEUBENVILLE, OHIO

SCHEDULES OF THE REQUIRED SUPPLEMENTARY INFORMATION

SCHEDULE OF CITY OPEB CONTRIBUTIONS
OHIO PUBLIC EMPLOYEES RETIREMENT SYSTEM (OPERS)

LAST TEN YEARS

	<u>2022</u>	<u>2021</u>	<u>2020</u>	<u>2019</u>
Contractually required contribution	\$ 4,308	\$ 3,974	\$ 5,244	\$ 5,742
Contributions in relation to the contractually required contribution	<u>(4,308)</u>	<u>(3,974)</u>	<u>(5,244)</u>	<u>(5,742)</u>
Contribution deficiency (excess)	<u>\$ -</u>	<u>\$ -</u>	<u>\$ -</u>	<u>\$ -</u>
City's covered payroll	\$ 6,397,921	\$ 6,156,343	\$ 5,542,753	\$ 5,556,496
Contributions as a percentage of covered payroll	0.07%	0.06%	0.09%	0.10%

SEE ACCOMPANYING NOTES TO THE REQUIRED SUPPLEMENTARY INFORMATION

<u>2018</u>	<u>2017</u>	<u>2016</u>	<u>2015</u>	<u>2014</u>	<u>2013</u>
\$ 5,415	\$ 56,072	\$ 105,028	\$ 98,170	\$ 90,090	\$ 47,638
<u>(5,415)</u>	<u>(56,072)</u>	<u>(105,028)</u>	<u>(98,170)</u>	<u>(90,090)</u>	<u>(47,638)</u>
<u>\$ -</u>	<u>\$ -</u>	<u>\$ -</u>	<u>\$ -</u>	<u>\$ -</u>	<u>\$ -</u>
\$ 5,242,468	\$ 5,070,763	\$ 5,045,234	\$ 5,071,800	\$ 4,843,200	\$ 4,765,877
0.10%	1.11%	2.08%	1.94%	1.86%	1.00%

CITY OF STEUBENVILLE, OHIO

SCHEDULES OF THE REQUIRED SUPPLEMENTARY INFORMATION

SCHEDULE OF CITY OPEB CONTRIBUTIONS
OHIO POLICE AND FIRE (OP&F) PENSION FUND

LAST TEN YEARS

	<u>2022</u>	<u>2021</u>	<u>2020</u>	<u>2019</u>
<i>Police:</i>				
Contractually required contribution	\$ 13,269	\$ 13,541	\$ 12,520	\$ 12,558
Contributions in relation to the contractually required contribution	<u>(13,269)</u>	<u>(13,541)</u>	<u>(12,520)</u>	<u>(12,558)</u>
Contribution deficiency (excess)	<u>\$ -</u>	<u>\$ -</u>	<u>\$ -</u>	<u>\$ -</u>
City's covered payroll	\$ 2,653,737	\$ 2,708,147	\$ 2,504,095	\$ 2,511,532
Contributions as a percentage of covered payroll	0.50%	0.50%	0.50%	0.50%
<i>Fire:</i>				
Contractually required contribution	\$ 13,291	\$ 11,992	\$ 10,740	\$ 10,261
Contributions in relation to the contractually required contribution	<u>(13,291)</u>	<u>(11,992)</u>	<u>(10,740)</u>	<u>(10,261)</u>
Contribution deficiency (excess)	<u>\$ -</u>	<u>\$ -</u>	<u>\$ -</u>	<u>\$ -</u>
City's covered payroll	\$ 2,658,217	\$ 2,398,387	\$ 2,147,953	\$ 2,052,191
Contributions as a percentage of covered payroll	0.50%	0.50%	0.50%	0.50%

SEE ACCOMPANYING NOTES TO THE REQUIRED SUPPLEMENTARY INFORMATION

<u>2018</u>	<u>2017</u>	<u>2016</u>	<u>2015</u>	<u>2014</u>	<u>2013</u>
\$ 12,446	\$ 12,108	\$ 11,637	\$ 11,871	\$ 10,987	\$ 79,652
<u>(12,446)</u>	<u>(12,108)</u>	<u>(11,637)</u>	<u>(11,871)</u>	<u>(10,987)</u>	<u>(79,652)</u>
<u>\$ -</u>	<u>\$ -</u>	<u>\$ -</u>	<u>\$ -</u>	<u>\$ -</u>	<u>\$ -</u>
\$ 2,489,237	\$ 2,421,563	\$ 2,327,468	\$ 2,311,811	\$ 2,195,921	\$ 2,275,782
0.50%	0.50%	0.50%	0.51%	0.50%	3.50%
\$ 10,081	\$ 10,105	\$ 10,475	\$ 10,614	\$ 10,172	\$ 73,456
<u>(10,081)</u>	<u>(10,105)</u>	<u>(10,475)</u>	<u>(10,614)</u>	<u>(10,172)</u>	<u>(73,456)</u>
<u>\$ -</u>	<u>\$ -</u>	<u>\$ -</u>	<u>\$ -</u>	<u>\$ -</u>	<u>\$ -</u>
\$ 2,016,268	\$ 2,020,966	\$ 2,095,043	\$ 2,122,719	\$ 2,034,417	\$ 2,091,866
0.50%	0.50%	0.50%	0.50%	0.50%	3.51%

CITY OF STEUBENVILLE, OHIO

NOTES TO THE REQUIRED SUPPLEMENTARY INFORMATION
FOR THE YEAR ENDED DECEMBER 31, 2022

PENSION

OHIO PUBLIC EMPLOYEES RETIREMENT SYSTEM (OPERS)

Changes in benefit terms :

- There were no changes in benefit terms from the amounts reported for 2014.
- There were no changes in benefit terms from the amounts reported for 2015.
- There were no changes in benefit terms from the amounts reported for 2016.
- There were no changes in benefit terms from the amounts reported for 2017.
- There were no changes in benefit terms from the amounts reported for 2018.
- There were no changes in benefit terms from the amounts reported for 2019.
- There were no changes in benefit terms from the amounts reported for 2020.
- There were no changes in benefit terms from the amounts reported for 2021.
- There were no changes in benefit terms from the amounts reported for 2022.

Changes in assumptions :

- There were no changes in assumptions for 2014.
- There were no changes in assumptions for 2015.
- There were no changes in assumptions for 2016.
- For 2017, the following were the most significant changes of assumptions that affected the total pension liability since the prior measurement date: (a) reduction in the actuarially assumed rate of return from 8.00% down to 7.50%, (b) for defined benefit investments, decreasing the wage inflation from 3.75% to 3.25% and (c) changing the future salary increases from a range of 4.25%-10.05% to 3.25%-10.75%.
- There were no changes in assumptions for 2018.
- For 2019, the following were the most significant changes of assumptions that affected the total pension liability since the prior measurement date: (a) the assumed rate of return and discount rate were reduced from 7.50% down to 7.20%.
- There were no changes in assumptions for 2020.
- There were no changes in assumptions for 2021.
- For 2022, the following were the most significant changes of assumptions that affected the total pension liability since the prior measurement date: (a) wage inflation was changed from 3.25% to 2.75%, (b) future salary increases, including inflation were changed from 3.25%-10.75% to 2.75%-10.75%, (c) COLA for post 1/7/2013 retirees were changed from 0.50%, simple through 2021, then 2.15% simple to 3.00%, simple through 2022, then 2.05% simple and (d) the actuarially assumed rate of return was changed from 7.20% to 6.90%.

(Continued)

CITY OF STEUBENVILLE, OHIO

NOTES TO THE REQUIRED SUPPLEMENTARY INFORMATION (CONTINUED)
FOR THE YEAR ENDED DECEMBER 31, 2022

PENSION

OHIO POLICE AND FIRE (OP&F) PENSION FUND

Changes in benefit terms :

- There were no changes in benefit terms from the amounts reported for 2014.
- There were no changes in benefit terms from the amounts reported for 2015.
- There were no changes in benefit terms from the amounts reported for 2016.
- There were no changes in benefit terms from the amounts reported for 2017.
- There were no changes in benefit terms from the amounts reported for 2018.
- There were no changes in benefit terms from the amounts reported for 2019.
- There were no changes in benefit terms from the amounts reported for 2020.
- There were no changes in benefit terms from the amounts reported for 2021.
- There were no changes in benefit terms from the amounts reported for 2022.

Changes in assumptions :

- There were no changes in assumptions for 2014.
- There were no changes in assumptions for 2015.
- There were no changes in assumptions for 2016.
- There were no changes in assumptions for 2017.
- For 2018, the following were the most significant changes of assumptions that affected the total pension liability since the prior measurement date: (a) reduction in the actuarially assumed rate of return from 8.25% down to 8.00%, (b) changing the future salary increases from a range of 4.25%-11.00% to 3.75%-10.50%, (c) reduction in payroll increases from 3.75% down to 3.25%, (d) reduction in inflation assumptions from 3.25% down to 2.75% and (e) Cost of Living Adjustments (COLA) were reduced from 2.60% and 3.00% simple to 2.20% and 3.00% simple.
- There were no changes in assumptions for 2019.
- There were no changes in assumptions for 2020.
- There were no changes in assumptions for 2021.
- For 2022, the following were the most significant changes of assumptions that affected the total pension liability since the prior measurement date: (a) the actuarially assumed rate of return was changed from 8.00% to 7.50%.

(Continued)

CITY OF STEUBENVILLE, OHIO

NOTES TO THE REQUIRED SUPPLEMENTARY INFORMATION (CONTINUED)
FOR THE YEAR ENDED DECEMBER 31, 2022

OTHER POSTEMPLOYMENT BENEFITS (OPEB)

OHIO PUBLIC EMPLOYEES RETIREMENT SYSTEM (OPERS)

Changes in benefit terms :

- There were no changes in benefit terms from the amounts reported for 2017.
- There were no changes in benefit terms from the amounts reported for 2018.
- There were no changes in benefit terms from the amounts reported for 2019.
- There were no changes in benefit terms from the amounts reported for 2020.
- For 2021, the following were the most significant changes in benefit terms since the prior measurement date: the Board approved several changes to the health care plan offered to Medicare and non-Medicare retirees in efforts to decrease costs and increase the solvency of the health care Plan. These changes are effective January 1, 2022 and include changes to base allowances and eligibility for Medicare retirees, as well as replacing OPERS-sponsored medical plans for non-Medicare retirees with monthly allowances, similar to the program for Medicare retirees. These changes are reflected in the December 31, 2020 measurement date health care valuation. These changes significantly decreased the total OPEB liability for the measurement date December 31, 2020.
- There were no changes in benefit terms from the amounts reported for 2022.

Changes in assumptions :

- There were no changes in methods and assumptions used in the calculation of actuarial determined contributions for 2017.
- For 2018, the following were the most significant changes of assumptions that affected the total OPEB liability since the prior measurement date: (a) reduction in the actuarially assumed rate of return from 4.23% down to 3.85%.
- For 2019, the following were the most significant changes of assumptions that affect the total OPEB liability since the prior measurement date: (a) the discount rate was increased from 3.85% up to 3.96%, (b) The investment rate of return was decreased from 6.50% percent down to 6.00%, (c) the municipal bond rate was increased from 3.31% up to 3.71% and (d) the health care cost trend rate was increased from 7.50%, initial/3.25%, ultimate in 2028 up to 10.00%, initial/3.25% ultimate in 2029.
- For 2020, the following were the most significant changes of assumptions that affect the total OPEB liability since the prior measurement date: (a) the discount rate was decreased from 3.96% up to 3.16%, (b) the municipal bond rate was decreased from 3.71% up to 2.75% and (c) the health care cost trend rate was increased from 10.00%, initial/3.25%, ultimate in 2029 up to 10.50%, initial/3.50% ultimate in 2030.
- For 2021, the following were the most significant changes of assumptions that affect the total OPEB liability since the prior measurement date: (a) the discount rate was increased from 3.16% up to 6.00%, (b) the municipal bond rate was decreased from 2.75% up to 2.00% and (c) the health care cost trend rate was decreased from 10.00%, initial/3.50%, ultimate in 2030 down to 8.50%, initial/3.50% ultimate in 2035.
- For 2022, the following were the most significant changes of assumptions that affect the total OPEB liability since the prior measurement date: (a) wage inflation changed from 3.25% to 2.75%, (b) projected salary increases, including inflation changed from 3.25%-10.75% to 2.75%-10.75%, (c) the municipal bond rate was changed from 2.00% to 1.84% and (d) the health care cost trend rate was changed from 8.50% initial, 3.50% ultimate in 2035 to 5.50% initial, 3.50% ultimate in 2034.

(Continued)

CITY OF STEUBENVILLE, OHIO

NOTES TO THE REQUIRED SUPPLEMENTARY INFORMATION (CONTINUED)
FOR THE YEAR ENDED DECEMBER 31, 2022

OTHER POSTEMPLOYMENT BENEFITS (OPEB)

OHIO POLICE AND FIRE (OP&F) PENSION FUND

Changes in benefit terms :

- There were no changes in benefit terms from the amounts reported for 2017.
- There were no changes in benefit terms from the amounts reported for 2018.
- For 2019, OP&F changed its retiree health care model from a self-insured health care plan to a stipend-based health care model.
- There were no changes in benefit terms from the amounts reported for 2020.
- There were no changes in benefit terms from the amounts reported for 2021.
- There were no changes in benefit terms from the amounts reported for 2022.

Changes in assumptions :

- There were no changes in methods and assumptions used in the calculation of actuarial determined contributions for 2017.
- For 2018, the following were the most significant changes of assumptions that affected the total OPEB liability since the prior measurement date: (a) DROP interest rate was reduced from 4.50% to 4.00%, (b) CPI-based COLA was reduced from 2.60% to 2.20%, (c) investment rate of return was reduced from 8.25% to 8.00%, (d) salary increases were reduced from 3.75% to 3.25% and (e) payroll growth was reduced from 3.75% to 3.25%.
- For 2019, the following were the most significant changes of assumptions that affect the total OPEB liability since the prior measurement date: (a) the discount rate was increased from 3.24% up to 4.66%.
- For 2020, the following were the most significant changes of assumptions that affect the total OPEB liability since the prior measurement date: (a) the discount rate was decreased from 4.66% up to 3.56%.
- For 2021, the following were the most significant changes of assumptions that affect the total OPEB liability since the prior measurement date: (a) the discount rate was decreased from 3.56% down to 2.96%.
- For 2022, the following were the most significant changes of assumptions that affect the total OPEB liability since the prior measurement date: (a) the investment rate of return was changed from 8.00% to 7.50% and (b) the discount rate was changed from 2.96% to 2.84%.

THIS PAGE IS INTENTIONALLY LEFT BLANK

COMBINING STATEMENTS
AND INDIVIDUAL FUND SCHEDULES

CITY OF STEUBENVILLE, OHIO
INDIVIDUAL FUND SCHEDULES
FUND DESCRIPTIONS - GOVERNMENTAL FUNDS

GENERAL FUND

The general fund accounts for all financial resources except those required to be accounted for in another fund. The general fund balance is available to the City for any purpose provided it is expended or transferred according to the charter of the City and/or the general laws of Ohio.

FUNDS INCLUDED IN THE GENERAL FUND

The following funds are included in the general fund (GAAP basis), but have separate legally adopted budgets (budget basis):

Unclaimed Monies Fund

This fund accounts for uncashed checks issued by the City.

General Reserve Fund

This fund accounts for monies set-aside by the City for future expenses.

MAJOR SPECIAL REVENUE FUND

American Rescue Plan Act Fund

This fund accounts for monies received from the federal government as part of the American Rescue Plan Act (ARPA) of 2021. This Act provides additional relief to address the continued impact of the COVID-19 pandemic.

MAJOR CAPITAL PROJECTS FUND

.7% City Income Tax - Street Improvement Fund

This fund accounts for income tax revenue committed for, and Ohio Department of Transportation grants restricted for, improvement of the streets within the City.

NONMAJOR SPECIAL REVENUE FUNDS

The special revenue funds are used to account for all specific financial resources (other than major capital projects) that are restricted or committed for specified expenditure purposes. The following are the special revenue funds which the City operates:

Street Maintenance and Repair Fund

This fund accounts for the portion of State gasoline tax and motor vehicle registration fees designated for the maintenance of the streets within the City.

State Highway Improvement Fund

This fund accounts for the portion of the State gasoline tax and motor vehicle registration fees designated for maintenance of State highways within the City.

Litter Fund

This fund accounts for grants for litter prevention.

Hotel/Motel Tax Fund

This fund accounts for hotel occupancy taxes levied for operation of the Steubenville Convention and Visitors Bureau.

Improvement Bond Escrow Fund

This fund accounts for miscellaneous escrow funds.

Floto Historical Site Fund

This fund accounts for money held to improve a historical site in Steubenville.

Demolition Bond Trust Fund

This fund accounts for bond payments posted by contractors who are demolishing buildings within the City. The funds are returned to the contractor upon faithful performance.

CITY OF STEUBENVILLE, OHIO

INDIVIDUAL FUND SCHEDULES
FUND DESCRIPTIONS - GOVERNMENTAL FUNDS

NONMAJOR SPECIAL REVENUE FUNDS (CONTINUED)

Indigent Drivers Fund

This fund accounts for fees and fines to be used as payment of the cost of attendance at an alcohol and drug addiction treatment program.

Enforcement and Education Fund

This fund accounts for grant monies received from DUI arrests to be used for enforcement and education and for DUI housing reimbursements pursuant to Ohio Revised Code Section 4511.191.

OneOhio Opioid Litigation Fund

This fund accounts for the City's portion of the OneOhio opioid settlement. The settlement is to be used for treatment, prevention, awareness, and reduction of licit and illicit drugs related to the opioid epidemic.

Law Enforcement Trust Fund

This fund accounts for monies received from Federal Law Enforcement agencies designated for law enforcement purposes.

South End Economic Development Fund

This fund accounts for designated funds for the development of the South End of Downtown Steubenville.

Property Maintenance Code Enforcement Fund

This fund accounts for fines and forfeitures used to pay for property maintenance expenses and dilapidated property demolitions.

Drug Dog Fund

This fund accounts for monies received to purchase a drug dog and to cover expenses relating to the drug dog.

Summer Food Program Fund

This fund accounts for federal grants to provide meals to school-aged children during summer months.

Special Assessments Fund

This fund accounts for special assessments charged to property owners for City services.

Municipal Court Special Project Fund - Probation

This fund accounts for fees used to offset expenses of the Municipal Court Probation Department, including staff salaries, equipment and facilities.

Motor Vehicle License Tax Fund

This fund accounts for fees from license plates to be used for street improvements within the City.

Zoning and Planning Fund

This fund accounts for fees paid by residents applying for a zoning permit.

Police Education Trust Fund

This fund accounts for monies designated to be used for police training and education.

Special Projects Fund

This fund accounts for the proceeds of the \$10 increase in municipal court criminal/traffic court costs.

IDIAM Court Fund

The Indigent Driver's Interlock and Monitoring (IDIAM) fund is used to account for court costs and fines in funding Interlock and SCRAM.

Court Community Correction Act Grant Fund

This fund accounts for all activity associated with the Court Community Corrections Act State Grant. The purpose of this grant is to provide community service, treatment, and house arrest as an alternative to jail time. The State grant is a complement to the Federal Stimulus Grant.

CITY OF STEUBENVILLE, OHIO
INDIVIDUAL FUND SCHEDULES
FUND DESCRIPTIONS - GOVERNMENTAL FUNDS

NONMAJOR SPECIAL REVENUE FUNDS (CONTINUED)

Fiber Infrastructure Fund

A fund used to account for rental income that has been committed by City Council for fiber infrastructure.

Mears Relief Fund

This fund accounts for monies bequeathed to the City in 1871, held in a certificate of deposit, with interest payable to non-profit organizations.

Community Development Fund

This fund accounts for monies received from Community Development Block Grant (CDBG) projects.

CDP - Revolving Loan Fund

This fund accounts for monies loaned to local businesses for economic development purposes.

CHIP Loan Fund

This fund accounts for federal grant monies for first-time homebuyers and home rehabilitation projects.

Municipal Court Special Projects Fund

This fund accounts for fees used to offset expenses of the Municipal Court, including staff salaries, equipment and facilities.

Mentoring Fund

This fund accounts for a federal grant designed to mentor kids ages 9-13. Funds can be used for staff, group outings, program meetings and activities, recognition and incentives.

Fire Damage Removal Fund

This fund accounts for monies deposited with the City in escrow until proper completion of work on fire damaged buildings.

Zoning and Rezoning Fund

This fund accounts for monies paid by residents or businesses applying for zoning or rezoning of their property.

CDBG CARES Act Fund

This fund accounts for supplemental funding received from the Federal government through the Coronavirus Aid, Relief, and Economic Security (CARES) Act for CDBG projects.

Municipal Court Mental Health Fund

This fund accounts for a grant from the Ohio Criminal Justice System along with local donations to establish a mental health court. The mental health court aims to help people who are charged with non-violent misdemeanor crimes with recovery and treatment rather than jail time.

NONMAJOR DEBT SERVICE FUND

The debt service fund is used to account for and report financial resources that are restricted, committed, or assigned to expenditure for principal and interest.

General Bond Retirement Fund

This fund accounts for the resources that are used for the payment of principal, interest, and other fiscal charges on general obligation debt.

CITY OF STEUBENVILLE, OHIO

INDIVIDUAL FUND SCHEDULES
FUND DESCRIPTIONS - GOVERNMENTAL FUNDS

NONMAJOR CAPITAL PROJECTS FUNDS

The capital projects funds are used to account for and report financial resources that are restricted, committed, or assigned to expenditure for capital outlays, including the acquisition or construction of capital facilities and other capital assets. Capital projects funds exclude those types of capital-related outflows financed by proprietary funds or for assets that will be held in trust for individuals, private organizations, or other governments.

General Capital Improvement Fund

This fund accounts for the acquisition and construction of major capital improvements other than those financed by proprietary funds.

Municipal Court Improvement Fund

This fund accounts for fines and forfeitures restricted for municipal court improvements.

.7% City Income Tax - Equipment Improvement Fund

This fund accounts for income tax revenue committed for purchases of new equipment for City departments.

.7% City Income Tax - Recreation Improvement Fund

This fund accounts for income tax revenue committed for improvement of the City's parks and recreational facilities.

CITY OF STEUBENVILLE, OHIO

SCHEDULE OF REVENUES, EXPENDITURES AND CHANGES IN
 FUND BALANCE - BUDGET AND ACTUAL (NON-GAAP BUDGETARY BASIS)
 GENERAL FUND
 FOR THE YEAR ENDED DECEMBER 31, 2022

	Budgeted Amounts			Variance with Final Budget Positive (Negative)
	Original	Final	Actual	
Revenues:				
Municipal income taxes	\$ 11,025,500	\$ 11,123,252	\$ 11,483,574	\$ 360,322
Property and other taxes	1,314,100	1,374,572	1,355,998	(18,574)
Charges for services	819,500	1,080,329	1,056,448	(23,881)
Licenses and permits.	632,900	741,337	731,381	(9,956)
Fines and forfeitures.	280,000	215,935	217,194	1,259
Intergovernmental	1,120,100	1,053,181	1,103,895	50,714
Investment income	3,000	84,622	126,867	42,245
Rental income.	74,000	310,928	307,466	(3,462)
Contributions and donations.	3,500	3,985	1,735	(2,250)
Other.	2,657,500	10,645,424	10,697,792	52,368
Total revenues.	17,930,100	26,633,565	27,082,350	448,785
Expenditures:				
Current:				
General government				
Mayor				
Personal services.	34,226	33,484	32,590	894
Maintenance and operations.	2,500	1,064	764	300
Total mayor	36,726	34,548	33,354	1,194
Finance				
Personal services.	254,528	266,475	263,339	3,136
Maintenance and operations.	9,200	6,418	5,356	1,062
Total finance.	263,728	272,893	268,695	4,198
Law director				
Personal services.	194,897	189,441	188,464	977
Contractual services	67,000	67,388	67,388	-
Maintenance and operations	63,000	39,412	32,955	6,457
Total law director	324,897	296,241	288,807	7,434
Civil service				
Maintenance and operations	26,161	41,390	40,092	1,298
Total civil service	26,161	41,390	40,092	1,298
Central purchasing				
Personal services.	2,849,014	3,475,918	3,429,591	46,327
Maintenance and operations.	1,347,702	1,425,934	1,380,467	45,467
Other.	434,108	737,061	621,811	115,250
Total central purchasing	4,630,824	5,638,913	5,431,869	207,044
City manager				
Personal services.	194,131	187,697	184,812	2,885
Maintenance and operations	10,717	9,469	8,621	848
Total city manager	204,848	197,166	193,433	3,733

- - Continued

CITY OF STEUBENVILLE, OHIO

SCHEDULE OF REVENUES, EXPENDITURES AND CHANGES IN
 FUND BALANCE - BUDGET AND ACTUAL (NON-GAAP BUDGETARY BASIS)
 GENERAL FUND (CONTINUED)
 FOR THE YEAR ENDED DECEMBER 31, 2022

	<u>Budgeted Amounts</u>		<u>Actual</u>	<u>Variance with Final Budget Positive (Negative)</u>
	<u>Original</u>	<u>Final</u>		
City buildings				
Maintenance and operations	\$ 138,704	\$ 178,828	\$ 160,893	\$ 17,935
Total city buildings	<u>138,704</u>	<u>178,828</u>	<u>160,893</u>	<u>17,935</u>
Council				
Personal services.	94,149	93,612	92,330	1,282
Maintenance and operations	<u>1,550</u>	<u>2,565</u>	<u>1,535</u>	<u>1,030</u>
Total council	<u>95,699</u>	<u>96,177</u>	<u>93,865</u>	<u>2,312</u>
Municipal court				
Personal services.	542,006	516,177	511,144	5,033
Maintenance and operations	<u>217,717</u>	<u>88,859</u>	<u>81,055</u>	<u>7,804</u>
Total municipal court	<u>759,723</u>	<u>605,036</u>	<u>592,199</u>	<u>12,837</u>
Building department				
Personal services.	404,510	390,564	382,057	8,507
Contractual services	27,000	25,472	22,350	3,122
Maintenance and operations	<u>444,590</u>	<u>455,666</u>	<u>443,627</u>	<u>12,039</u>
Total building department	<u>876,100</u>	<u>871,702</u>	<u>848,034</u>	<u>23,668</u>
Total general government.	<u>7,357,410</u>	<u>8,232,894</u>	<u>7,951,241</u>	<u>281,653</u>
Police				
Personal services.	3,935,350	3,866,962	3,781,616	85,346
Maintenance and operations	<u>299,071</u>	<u>372,025</u>	<u>355,041</u>	<u>16,984</u>
Total police	<u>4,234,421</u>	<u>4,238,987</u>	<u>4,136,657</u>	<u>102,330</u>
Fire				
Personal services.	3,392,530	3,586,855	3,577,177	9,678
Maintenance and operations	<u>306,817</u>	<u>352,225</u>	<u>335,847</u>	<u>16,378</u>
Total fire.	<u>3,699,347</u>	<u>3,939,080</u>	<u>3,913,024</u>	<u>26,056</u>
Electrical				
Personal services.	121,640	121,324	119,042	2,282
Maintenance and operations	<u>44,679</u>	<u>20,826</u>	<u>17,040</u>	<u>3,786</u>
Total electrical	<u>166,319</u>	<u>142,150</u>	<u>136,082</u>	<u>6,068</u>
Total security of persons and property.	<u>8,100,087</u>	<u>8,320,217</u>	<u>8,185,763</u>	<u>134,454</u>

- - Continued

CITY OF STEUBENVILLE, OHIO

SCHEDULE OF REVENUES, EXPENDITURES AND CHANGES IN
 FUND BALANCE - BUDGET AND ACTUAL (NON-GAAP BUDGETARY BASIS)
 GENERAL FUND (CONTINUED)
 FOR THE YEAR ENDED DECEMBER 31, 2022

	<u>Budgeted Amounts</u>		<u>Actual</u>	<u>Variance with Final Budget Positive (Negative)</u>
	<u>Original</u>	<u>Final</u>		
Public health and welfare				
Health administration				
Contractual services	\$ 67,000	\$ 90,805	\$ 90,805	\$ -
Total health administration.	67,000	90,805	90,805	-
Assistance to the needy				
Other.	22,500	42,456	38,803	3,653
Total assistance to the needy.	22,500	42,456	38,803	3,653
Total public health and welfare.	89,500	133,261	129,608	3,653
Transportation				
Street department				
Personal services.	1,114,780	827,387	761,224	66,163
Maintenance and operations	10,201	10,764	7,741	3,023
Total street department.	1,124,981	838,151	768,965	69,186
Lighting				
Maintenance and operations	326,944	427,434	412,224	15,210
Total lighting.	326,944	427,434	412,224	15,210
Total transportation	1,451,925	1,265,585	1,181,189	84,396
Community environment				
Planning				
Personal services.	66,295	90,089	90,892	(803)
Maintenance and operations	14,867	12,580	10,481	2,099
Total planning.	81,162	102,669	101,373	1,296
Total community environment	81,162	102,669	101,373	1,296
Leisure time activity				
Recreation-parks				
Personal services.	245,404	251,084	248,227	2,857
Maintenance and operations	122,919	148,833	142,387	6,446
Total recreation-parks	368,323	399,917	390,614	9,303
Recreation-pools				
Personal services.	11,813	22,207	22,106	101
Maintenance and operations	21,230	16,393	16,044	349
Total recreation-pools	33,043	38,600	38,150	450

- - Continued

CITY OF STEUBENVILLE, OHIO

SCHEDULE OF REVENUES, EXPENDITURES AND CHANGES IN
 FUND BALANCE - BUDGET AND ACTUAL (NON-GAAP BUDGETARY BASIS)
 GENERAL FUND (CONTINUED)
 FOR THE YEAR ENDED DECEMBER 31, 2022

	<u>Budgeted Amounts</u>		<u>Actual</u>	<u>Variance with Final Budget Positive (Negative)</u>
	<u>Original</u>	<u>Final</u>		
Recreation-indoors				
Personal services.	\$ 57,875	\$ 40,017	\$ 34,603	\$ 5,414
Maintenance and operations	65,607	71,491	66,096	5,395
Total recreation-indoors.	<u>123,482</u>	<u>111,508</u>	<u>100,699</u>	<u>10,809</u>
Recreation-administration				
Personal services.	84,348	112,459	111,761	698
Maintenance and operations	32,600	31,602	29,671	1,931
Total recreation-administration	<u>116,948</u>	<u>144,061</u>	<u>141,432</u>	<u>2,629</u>
Community celebrations				
Maintenance and operations	23,600	23,200	23,200	-
Total community celebrations	<u>23,600</u>	<u>23,200</u>	<u>23,200</u>	<u>-</u>
Total leisure time activity.	<u>665,396</u>	<u>717,286</u>	<u>694,095</u>	<u>23,191</u>
Capital outlay				
Capital outlay	-	499,256	498,256	1,000
Total capital outlay.	<u>-</u>	<u>499,256</u>	<u>498,256</u>	<u>1,000</u>
Debt service:				
Principal retirement.	25,000	25,000	25,000	-
Interest and fiscal charges.	35,200	34,200	34,200	-
Total debt service.	<u>60,200</u>	<u>59,200</u>	<u>59,200</u>	<u>-</u>
Total expenditures.	<u>17,805,680</u>	<u>19,330,368</u>	<u>18,800,725</u>	<u>529,643</u>
Net change in fund balance.	124,420	7,303,197	8,281,625	978,428
Fund balance at beginning of year	5,858,100	5,858,100	5,858,100	-
Prior year encumbrances appropriated	885,580	885,580	885,580	-
Fund balance at end of year	<u>\$ 6,868,100</u>	<u>\$ 14,046,877</u>	<u>\$ 15,025,305</u>	<u>\$ 978,428</u>

CITY OF STEUBENVILLE, OHIO

SCHEDULE OF REVENUES, EXPENDITURES AND CHANGES IN
 FUND BALANCE - BUDGET AND ACTUAL (NON-GAAP BUDGETARY BASIS)
 UNCLAIMED MONIES FUND
 FOR THE YEAR ENDED DECEMBER 31, 2022

	Budgeted Amounts		Actual	Variance with Final Budget Positive (Negative)
	Original	Final		
Revenues:				
Other	\$ 4,400	\$ 1,190	\$ 1,231	\$ 41
Total revenues	4,400	1,190	1,231	41
Expenditures:				
Current:				
General government				
Unclaimed monies				
Maintenance and operations	3,900	3,211	3,211	-
Total expenditures	3,900	3,211	3,211	-
Net change in fund balance	500	(2,021)	(1,980)	41
Fund balance at beginning of year	30,193	30,193	30,193	-
Fund balance at end of year	\$ 30,693	\$ 28,172	\$ 28,213	\$ 41

CITY OF STEUBENVILLE, OHIO

SCHEDULE OF REVENUES, EXPENDITURES AND CHANGES IN
 FUND BALANCE - BUDGET AND ACTUAL (NON-GAAP BUDGETARY BASIS)
 GENERAL RESERVE FUND
 FOR THE YEAR ENDED DECEMBER 31, 2022

	<u>Budgeted Amounts</u>		<u>Actual</u>	<u>Variance with Final Budget Positive (Negative)</u>
	<u>Original</u>	<u>Final</u>		
Fund balance at beginning of year	\$ 1,000,000	\$ 1,000,000	\$ 1,000,000	\$ -
Fund balance at end of year	<u>\$ 1,000,000</u>	<u>\$ 1,000,000</u>	<u>\$ 1,000,000</u>	<u>\$ -</u>

CITY OF STEUBENVILLE, OHIO

SCHEDULE OF REVENUES, EXPENDITURES AND CHANGES IN
 FUND BALANCE - BUDGET AND ACTUAL (NON-GAAP BUDGETARY BASIS)
 AMERICAN RESCUE PLAN ACT FUND
 FOR THE YEAR ENDED DECEMBER 31, 2022

	Budgeted Amounts		Actual	Variance with Final Budget Positive (Negative)
	Original	Final		
Revenues:				
Intergovernmental	\$ 7,299,150	\$ 7,299,150	\$ 7,299,150	\$ -
Total revenues	7,299,150	7,299,150	7,299,150	-
Expenditures:				
Current:				
General government				
Central purchasing				
Personal services.	210,000	-	-	-
Maintenance and operations.	425,000	-	-	-
Other.	2,074,400	10,000,000	10,000,000	-
Total general government.	2,709,400	10,000,000	10,000,000	-
Capital outlay:				
Central purchasing				
Capital outlay.	8,020,777	522,570	522,570	-
Total expenditures	10,730,177	10,522,570	10,522,570	-
Net change in fund balance.	(3,431,027)	(3,223,420)	(3,223,420)	-
Fund balance at beginning of year	6,554,150	6,554,150	6,554,150	-
Prior year encumbrances appropriated	560,343	560,343	560,343	-
Fund balance at end of year.	\$ 3,683,466	\$ 3,891,073	\$ 3,891,073	\$ -

CITY OF STEUBENVILLE, OHIO

SCHEDULE OF REVENUES, EXPENDITURES AND CHANGES IN
 FUND BALANCE - BUDGET AND ACTUAL (NON-GAAP BUDGETARY BASIS)
 .7% CITY INCOME TAX - STREET IMPROVEMENT FUND
 FOR THE YEAR ENDED DECEMBER 31, 2022

	<u>Budgeted Amounts</u>			Variance with Final Budget Positive (Negative)
	<u>Original</u>	<u>Final</u>	<u>Actual</u>	
Revenues:				
Municipal income taxes	\$ 765,000	\$ 776,750	\$ 785,044	\$ 8,294
Property and other taxes	205,000	205,935	202,208	(3,727)
Charges for services	1,200	1,011	1,011	-
Licenses and permits.	30,000	43,300	57,197	13,897
Intergovernmental	2,172,000	764,891	905,313	140,422
Other.	-	2,172	2,500	328
Total revenues	<u>3,173,200</u>	<u>1,794,059</u>	<u>1,953,273</u>	<u>159,214</u>
Expenditures:				
Capital outlay				
Street department				
Personal services	294,635	309,041	296,771	12,270
Maintenance and operations.	26,750	24,007	22,443	1,564
Capital outlay.	3,431,418	2,218,141	2,110,873	107,268
Other.	9,901	45,650	39,324	6,326
Total capital outlay	<u>3,762,704</u>	<u>2,596,839</u>	<u>2,469,411</u>	<u>127,428</u>
Debt service:				
Principal retirement.	95,622	89,134	86,274	2,860
Interest and fiscal charges.	3,610	13,691	13,231	460
Total debt service.	<u>99,232</u>	<u>102,825</u>	<u>99,505</u>	<u>3,320</u>
Total expenditures.	<u>3,861,936</u>	<u>2,699,664</u>	<u>2,568,916</u>	<u>130,748</u>
Net change in fund balance	(688,736)	(905,605)	(615,643)	289,962
Fund balance at beginning of year	1,814,978	1,814,978	1,814,978	-
Prior year encumbrances appropriated . .	<u>296,308</u>	<u>296,308</u>	<u>296,308</u>	<u>-</u>
Fund balance at end of year	<u>\$ 1,422,550</u>	<u>\$ 1,205,681</u>	<u>\$ 1,495,643</u>	<u>\$ 289,962</u>

CITY OF STEUBENVILLE, OHIO

COMBINING BALANCE SHEET
NONMAJOR GOVERNMENTAL FUNDS
DECEMBER 31, 2022

	Nonmajor Special Revenue Funds	Nonmajor Debt Service Fund	Nonmajor Capital Projects Funds	Total Nonmajor Governmental Funds
Assets:				
Equity in pooled cash and cash equivalents	\$ 2,393,878	\$ 368,701	\$ 512,449	\$ 3,275,028
Receivables (net of allowances of uncollectibles):				
Income taxes	-	-	68,763	68,763
Real and other taxes	12,598	275,359	-	287,957
Special assessments	186,421	-	-	186,421
Due from other governments	1,562,200	14,454	-	1,576,654
Prepayments	55	-	-	55
Materials and supplies inventory	105,000	-	-	105,000
Total assets	<u>\$ 4,260,152</u>	<u>\$ 658,514</u>	<u>\$ 581,212</u>	<u>\$ 5,499,878</u>
Liabilities:				
Accounts payable	\$ 75,197	\$ -	\$ 6,347	\$ 81,544
Accrued wages and benefits	1,550	-	-	1,550
Due to other governments	2,100	-	-	2,100
Total liabilities	<u>78,847</u>	<u>-</u>	<u>6,347</u>	<u>85,194</u>
Deferred inflows of resources:				
Property taxes levied for the next year	-	247,014	-	247,014
Delinquent property tax revenue not available.	-	28,345	-	28,345
Special assessments revenue not available.	186,421	-	-	186,421
Income tax revenue not available.	-	-	68,763	68,763
Intergovernmental revenue not available.	1,459,293	14,454	-	1,473,747
Miscellaneous revenue not available.	657	-	-	657
Total deferred inflows of resources	<u>1,646,371</u>	<u>289,813</u>	<u>68,763</u>	<u>2,004,947</u>
Fund balances:				
Nonspendable	105,055	-	-	105,055
Restricted	2,393,592	-	111,699	2,505,291
Committed	36,287	368,701	394,403	799,391
Total fund balances.	<u>2,534,934</u>	<u>368,701</u>	<u>506,102</u>	<u>3,409,737</u>
Total liabilities, deferred inflows of resources and fund balances.	<u>\$ 4,260,152</u>	<u>\$ 658,514</u>	<u>\$ 581,212</u>	<u>\$ 5,499,878</u>

CITY OF STEUBENVILLE, OHIO

COMBINING STATEMENT OF REVENUES, EXPENDITURES AND CHANGES IN FUND BALANCES
NONMAJOR GOVERNMENTAL FUNDS
FOR THE YEAR ENDED DECEMBER 31, 2022

	Nonmajor Special Revenue Funds	Nonmajor Debt Service Fund	Nonmajor Capital Projects Funds	Total Nonmajor Governmental Funds
Revenues:				
Municipal income taxes	\$ -	\$ -	\$ 400,000	\$ 400,000
Property and other taxes	210,995	251,248	-	462,243
Licenses and permits	12,250	-	-	12,250
Fines and forfeitures	90,907	-	20,263	111,170
Intergovernmental	1,862,103	28,848	162,588	2,053,539
Special assessments	134,100	-	-	134,100
Other	107,610	-	-	107,610
Total revenues	2,417,965	280,096	582,851	3,280,912
Expenditures:				
Current:				
General government	538,995	5,995	9,277	554,267
Security of persons and property	19,379	-	-	19,379
Transportation	811,583	-	-	811,583
Community environment	380,652	-	-	380,652
Leisure time activity	17,301	-	-	17,301
Capital outlay	432,068	-	345,102	777,170
Debt service:				
Principal retirement	-	100,000	-	100,000
Interest and fiscal charges	-	127,894	-	127,894
Total expenditures	2,199,978	233,889	354,379	2,788,246
Net change in fund balances	217,987	46,207	228,472	492,666
Fund balances at beginning of year	2,316,947	322,494	277,630	2,917,071
Fund balances at end of year	\$ 2,534,934	\$ 368,701	\$ 506,102	\$ 3,409,737

CITY OF STEUBENVILLE, OHIO

COMBINING BALANCE SHEET
NONMAJOR SPECIAL REVENUE FUNDS
DECEMBER 31, 2022

	Street Maintenance and Repair	State Highway Improvement	Litter	Hotel/Motel Tax
Assets:				
Equity in pooled cash and cash equivalents	\$ 915,442	\$ 217,999	\$ 251	\$ -
Receivables (net of allowances of uncollectibles):				
Real and other taxes	-	-	-	7,728
Special assessments	-	-	-	-
Due from other governments	394,615	31,996	-	-
Prepayments	-	-	-	-
Materials and supplies inventory	105,000	-	-	-
Total assets	<u>\$ 1,415,057</u>	<u>\$ 249,995</u>	<u>\$ 251</u>	<u>\$ 7,728</u>
Liabilities:				
Accounts payable	\$ 26,338	\$ 6,142	\$ -	\$ -
Accrued wages and benefits	-	-	-	-
Due to other governments	-	-	-	-
Total liabilities	<u>26,338</u>	<u>6,142</u>	<u>-</u>	<u>-</u>
Deferred inflows of resources:				
Special assessments revenue not available.	-	-	-	-
Intergovernmental revenue not available.	329,447	26,713	-	-
Miscellaneous revenue not available.	-	-	-	657
Total deferred inflows of resources	<u>329,447</u>	<u>26,713</u>	<u>-</u>	<u>657</u>
Fund balances:				
Nonspendable	105,000	-	-	-
Restricted	954,272	217,140	251	7,071
Committed	-	-	-	-
Total fund balances	<u>1,059,272</u>	<u>217,140</u>	<u>251</u>	<u>7,071</u>
Total liabilities, deferred inflows of resources and fund balances.	<u>\$ 1,415,057</u>	<u>\$ 249,995</u>	<u>\$ 251</u>	<u>\$ 7,728</u>

Improvement Bond Escrow	Floto Historical Site	Indigent Drivers	Enforcement and Education	OneOhio Opioid Litigation	Law Enforcement Trust
\$ 8,000	\$ 1,510	\$ 51,318	\$ 10,320	\$ 11,817	\$ 29,381
-	-	-	-	-	-
-	-	-	-	-	-
-	-	-	-	-	-
-	-	-	-	-	-
<u>\$ 8,000</u>	<u>\$ 1,510</u>	<u>\$ 51,318</u>	<u>\$ 10,320</u>	<u>\$ 11,817</u>	<u>\$ 29,381</u>
\$ -	\$ -	\$ -	\$ -	\$ -	\$ -
-	-	-	-	-	-
-	-	-	-	-	-
-	-	-	-	-	-
-	-	-	-	-	-
-	-	-	-	-	-
-	-	-	-	-	-
-	-	-	-	-	-
-	-	-	-	-	-
8,000	1,510	51,318	10,320	11,817	29,381
-	-	-	-	-	-
<u>8,000</u>	<u>1,510</u>	<u>51,318</u>	<u>10,320</u>	<u>11,817</u>	<u>29,381</u>
<u>\$ 8,000</u>	<u>\$ 1,510</u>	<u>\$ 51,318</u>	<u>\$ 10,320</u>	<u>\$ 11,817</u>	<u>\$ 29,381</u>

- - Continued

CITY OF STEUBENVILLE, OHIO

COMBINING BALANCE SHEET
NONMAJOR SPECIAL REVENUE FUNDS (CONTINUED)
DECEMBER 31, 2022

	South End Economic Development	Property Maintenance Code Enforcement	Drug Dog	Summer Food Program
Assets:				
Equity in pooled cash and cash equivalents	\$ 967	\$ 17,626	\$ 13,202	\$ 191
Receivables (net of allowances of uncollectibles):				
Real and other taxes	-	-	-	-
Special assessments	-	-	-	-
Due from other governments	-	-	-	-
Prepayments	-	-	-	-
Materials and supplies inventory	-	-	-	-
Total assets	<u>\$ 967</u>	<u>\$ 17,626</u>	<u>\$ 13,202</u>	<u>\$ 191</u>
Liabilities:				
Accounts payable	\$ -	\$ -	\$ -	\$ -
Accrued wages and benefits	-	-	-	-
Due to other governments	-	-	-	-
Total liabilities	<u>-</u>	<u>-</u>	<u>-</u>	<u>-</u>
Deferred inflows of resources:				
Special assessments revenue not available.	-	-	-	-
Intergovernmental revenue not available.	-	-	-	-
Miscellaneous revenue not available.	-	-	-	-
Total deferred inflows of resources	<u>-</u>	<u>-</u>	<u>-</u>	<u>-</u>
Fund balances:				
Nonspendable	-	-	-	-
Restricted	967	-	13,202	-
Committed	-	17,626	-	191
Total fund balances	<u>967</u>	<u>17,626</u>	<u>13,202</u>	<u>191</u>
Total liabilities, deferred inflows of resources and fund balances.	<u>\$ 967</u>	<u>\$ 17,626</u>	<u>\$ 13,202</u>	<u>\$ 191</u>

Special Assessments	Municipal Court Special Project - Probation	Motor Vehicle License Tax	Zoning and Planning	Police Education Trust	Special Projects
\$ 189,403	\$ 38,923	\$ 343,783	\$ 2,126	\$ 1,379	\$ 34,753
-	-	4,870	-	-	-
186,421	-	-	-	-	-
-	-	-	-	-	-
-	-	-	-	-	-
<u>\$ 375,824</u>	<u>\$ 38,923</u>	<u>\$ 348,653</u>	<u>\$ 2,126</u>	<u>\$ 1,379</u>	<u>\$ 34,753</u>
\$ -	\$ 672	\$ -	\$ -	\$ -	\$ 153
-	-	-	-	-	-
-	-	-	-	-	-
<u>-</u>	<u>672</u>	<u>-</u>	<u>-</u>	<u>-</u>	<u>153</u>
186,421	-	-	-	-	-
-	-	-	-	-	-
-	-	-	-	-	-
<u>186,421</u>	<u>-</u>	<u>-</u>	<u>-</u>	<u>-</u>	<u>-</u>
-	-	-	-	-	-
189,403	38,251	348,653	-	1,379	34,600
-	-	-	2,126	-	-
<u>189,403</u>	<u>38,251</u>	<u>348,653</u>	<u>2,126</u>	<u>1,379</u>	<u>34,600</u>
<u>\$ 375,824</u>	<u>\$ 38,923</u>	<u>\$ 348,653</u>	<u>\$ 2,126</u>	<u>\$ 1,379</u>	<u>\$ 34,753</u>

- - Continued

CITY OF STEUBENVILLE, OHIO

COMBINING BALANCE SHEET
NONMAJOR SPECIAL REVENUE FUNDS (CONTINUED)
DECEMBER 31, 2022

	<u>IDIAM Court</u>	<u>Court Community Correction Act Grant</u>	<u>Fiber Infrastructure</u>	<u>Mears Relief</u>
Assets:				
Equity in pooled cash and cash equivalents	\$ 44,097	\$ 4,062	\$ 4,700	\$ 10,001
Receivables (net of allowances of uncollectibles):				
Real and other taxes	-	-	-	-
Special assessments	-	-	-	-
Due from other governments	-	45,000	-	-
Prepayments	-	55	-	-
Materials and supplies inventory	-	-	-	-
Total assets	<u>\$ 44,097</u>	<u>\$ 49,117</u>	<u>\$ 4,700</u>	<u>\$ 10,001</u>
Liabilities:				
Accounts payable	\$ -	\$ 620	\$ -	\$ -
Accrued wages and benefits	-	669	-	-
Due to other governments	-	766	-	-
Total liabilities	<u>-</u>	<u>2,055</u>	<u>-</u>	<u>-</u>
Deferred inflows of resources:				
Special assessments revenue not available.	-	-	-	-
Intergovernmental revenue not available.	-	22,500	-	-
Miscellaneous revenue not available.	-	-	-	-
Total deferred inflows of resources	<u>-</u>	<u>22,500</u>	<u>-</u>	<u>-</u>
Fund balances:				
Nonspendable	-	55	-	-
Restricted	44,097	24,507	-	10,001
Committed	-	-	4,700	-
Total fund balances	<u>44,097</u>	<u>24,562</u>	<u>4,700</u>	<u>10,001</u>
Total liabilities, deferred inflows of resources and fund balances.	<u>\$ 44,097</u>	<u>\$ 49,117</u>	<u>\$ 4,700</u>	<u>\$ 10,001</u>

<u>Community Development</u>	<u>CDP - Revolving Loan</u>	<u>CHIP Loan</u>	<u>Municipal Court Special Projects</u>	<u>Fire Damage Removal</u>	<u>Zoning and Rezoning</u>
\$ 57,566	\$ 7,014	\$ 53,830	\$ 111,561	\$ 85,579	\$ 11,644
-	-	-	-	-	-
-	-	-	-	-	-
807,048	-	232,501	-	-	-
-	-	-	-	-	-
-	-	-	-	-	-
<u>\$ 864,614</u>	<u>\$ 7,014</u>	<u>\$ 286,331</u>	<u>\$ 111,561</u>	<u>\$ 85,579</u>	<u>\$ 11,644</u>
\$ 35,000	\$ -	\$ 833	\$ 5,439	\$ -	\$ -
881	-	-	-	-	-
1,334	-	-	-	-	-
<u>37,215</u>	<u>-</u>	<u>833</u>	<u>5,439</u>	<u>-</u>	<u>-</u>
-	-	-	-	-	-
797,092	-	232,501	-	-	-
-	-	-	-	-	-
<u>797,092</u>	<u>-</u>	<u>232,501</u>	<u>-</u>	<u>-</u>	<u>-</u>
-	-	-	-	-	-
30,307	7,014	52,997	106,122	85,579	-
-	-	-	-	-	11,644
<u>30,307</u>	<u>7,014</u>	<u>52,997</u>	<u>106,122</u>	<u>85,579</u>	<u>11,644</u>
<u>\$ 864,614</u>	<u>\$ 7,014</u>	<u>\$ 286,331</u>	<u>\$ 111,561</u>	<u>\$ 85,579</u>	<u>\$ 11,644</u>

-- Continued

CITY OF STEUBENVILLE, OHIO

COMBINING BALANCE SHEET
NONMAJOR SPECIAL REVENUE FUNDS (CONCLUDED)
DECEMBER 31, 2022

	<u>CDBG CARES Act</u>	<u>Municipal Court Mental Health</u>	<u>Total Nonmajor Special Revenue Funds</u>
Assets:			
Equity in pooled cash and cash equivalents	\$ 50	\$ 115,383	\$ 2,393,878
Receivables (net of allowances of uncollectibles):			
Real and other taxes	-	-	12,598
Special assessments	-	-	186,421
Due from other governments	51,040	-	1,562,200
Prepayments	-	-	55
Materials and supplies inventory	-	-	105,000
Total assets	<u>\$ 51,090</u>	<u>\$ 115,383</u>	<u>\$ 4,260,152</u>
Liabilities:			
Accounts payable	\$ -	\$ -	\$ 75,197
Accrued wages and benefits	-	-	1,550
Due to other governments	-	-	2,100
Total liabilities	<u>-</u>	<u>-</u>	<u>78,847</u>
Deferred inflows of resources:			
Special assessments revenue not available.	-	-	186,421
Intergovernmental revenue not available.	51,040	-	1,459,293
Miscellaneous revenue not available.	-	-	657
Total deferred inflows of resources	<u>51,040</u>	<u>-</u>	<u>1,646,371</u>
Fund balances:			
Nonspendable	-	-	105,055
Restricted	50	115,383	2,393,592
Committed	-	-	36,287
Total fund balances	<u>50</u>	<u>115,383</u>	<u>2,534,934</u>
Total liabilities, deferred inflows of resources and fund balances.	<u>\$ 51,090</u>	<u>\$ 115,383</u>	<u>\$ 4,260,152</u>

THIS PAGE IS INTENTIONALLY LEFT BLANK

CITY OF STEUBENVILLE, OHIO

COMBINING STATEMENT OF REVENUES, EXPENDITURES
AND CHANGES IN FUND BALANCES
NONMAJOR SPECIAL REVENUE FUNDS
FOR THE YEAR ENDED DECEMBER 31, 2022

	Street Maintenance and Repair	State Highway Improvement	Litter	Hotel/Motel Tax
Revenues:				
Property and other taxes	\$ -	\$ -	\$ -	\$ 144,117
Licenses and permits	-	-	-	-
Fines and forfeitures	-	-	-	-
Intergovernmental	798,387	64,732	-	-
Special assessments	-	-	-	-
Other	-	-	-	-
Total revenues	798,387	64,732	-	144,117
Expenditures:				
Current:				
General government	-	-	-	146,427
Security of persons and property	-	-	-	-
Transportation	771,884	39,699	-	-
Community environment	-	-	-	-
Leisure time activity	-	-	-	-
Capital outlay	-	-	-	-
Total expenditures	771,884	39,699	-	146,427
Net change in fund balances	26,503	25,033	-	(2,310)
Fund balances (deficit) at beginning of year	1,032,769	192,107	251	9,381
Fund balances at end of year	\$ 1,059,272	\$ 217,140	\$ 251	\$ 7,071

Improvement Bond Escrow	Floto Historical Site	Demolition Bond Trust	Indigent Drivers	Enforcement and Education	OneOhio Opioid Litigation
\$ -	\$ -	\$ -	\$ -	\$ -	\$ -
-	-	-	-	-	-
-	-	-	2,479	856	11,817
-	-	-	-	-	-
-	-	-	-	-	-
-	-	-	6,151	-	-
-	-	-	8,630	856	11,817
-	-	5,000	-	6,801	-
-	-	-	-	-	-
-	-	-	-	-	-
-	-	-	-	-	-
-	-	-	-	-	-
-	-	5,000	-	6,801	-
-	-	(5,000)	8,630	(5,945)	11,817
8,000	1,510	5,000	42,688	16,265	-
<u>\$ 8,000</u>	<u>\$ 1,510</u>	<u>\$ -</u>	<u>\$ 51,318</u>	<u>\$ 10,320</u>	<u>\$ 11,817</u>

-- Continued

CITY OF STEUBENVILLE, OHIO

COMBINING STATEMENT OF REVENUES, EXPENDITURES
AND CHANGES IN FUND BALANCES
NONMAJOR SPECIAL REVENUE FUNDS (CONTINUED)
FOR THE YEAR ENDED DECEMBER 31, 2022

	Law Enforcement Trust	South End Economic Development	Property Maintenance Code Enforcement	Drug Dog
Revenues:				
Property and other taxes	\$ -	\$ -	\$ -	\$ -
Licenses and permits	-	-	12,250	-
Fines and forfeitures	-	-	-	-
Intergovernmental	-	-	-	-
Special assessments	-	-	-	-
Other.	39,410	-	-	-
Total revenues	<u>39,410</u>	<u>-</u>	<u>12,250</u>	<u>-</u>
Expenditures:				
Current:				
General government	-	-	8,217	-
Security of persons and property	10,029	-	-	30
Transportation	-	-	-	-
Community environment	-	-	-	-
Leisure time activity.	-	-	-	-
Capital outlay	-	-	-	-
Total expenditures	<u>10,029</u>	<u>-</u>	<u>8,217</u>	<u>30</u>
Net change in fund balances	29,381	-	4,033	(30)
Fund balances (deficit) at beginning of year	<u>-</u>	<u>967</u>	<u>13,593</u>	<u>13,232</u>
Fund balances at end of year	<u>\$ 29,381</u>	<u>\$ 967</u>	<u>\$ 17,626</u>	<u>\$ 13,202</u>

<u>Summer Food Program</u>	<u>Special Assessments</u>	<u>Municipal Court Special Project - Probation</u>	<u>Motor Vehicle License Tax</u>	<u>Zoning and Planning</u>	<u>Police Education Trust</u>
\$ -	\$ -	\$ -	\$ 66,878	\$ -	\$ -
-	-	-	-	-	-
-	-	17,666	-	-	-
-	-	-	-	-	-
-	134,100	-	-	-	-
-	-	5,060	-	616	-
-	<u>134,100</u>	<u>22,726</u>	<u>66,878</u>	<u>616</u>	<u>-</u>
-	135,819	19,863	-	616	-
-	-	-	-	-	9,320
-	-	-	-	-	-
-	-	-	-	-	-
453	-	-	-	-	-
-	-	-	-	-	-
<u>453</u>	<u>135,819</u>	<u>19,863</u>	<u>-</u>	<u>616</u>	<u>9,320</u>
(453)	(1,719)	2,863	66,878	-	(9,320)
<u>644</u>	<u>191,122</u>	<u>35,388</u>	<u>281,775</u>	<u>2,126</u>	<u>10,699</u>
<u>\$ 191</u>	<u>\$ 189,403</u>	<u>\$ 38,251</u>	<u>\$ 348,653</u>	<u>\$ 2,126</u>	<u>\$ 1,379</u>

-- Continued

CITY OF STEUBENVILLE, OHIO

COMBINING STATEMENT OF REVENUES, EXPENDITURES
AND CHANGES IN FUND BALANCES
NONMAJOR SPECIAL REVENUE FUNDS (CONTINUED)
FOR THE YEAR ENDED DECEMBER 31, 2022

	Special Projects	IDIAM Court	Court Community Correction Act Grant	Fiber Infrastructure
Revenues:				
Property and other taxes	\$ -	\$ -	\$ -	\$ -
Licenses and permits	-	-	-	-
Fines and forfeitures	2,043	3,100	-	-
Intergovernmental	-	-	90,000	-
Special assessments	-	-	-	-
Other.	-	-	10,667	-
Total revenues	2,043	3,100	100,667	-
Expenditures:				
Current:				
General government	485	6,200	102,675	-
Security of persons and property	-	-	-	-
Transportation	-	-	-	-
Community environment	-	-	-	-
Leisure time activity.	-	-	-	-
Capital outlay	-	-	-	-
Total expenditures	485	6,200	102,675	-
Net change in fund balances	1,558	(3,100)	(2,008)	-
Fund balances (deficit) at beginning of year	33,042	47,197	26,570	4,700
Fund balances at end of year	\$ 34,600	\$ 44,097	\$ 24,562	\$ 4,700

Mears Relief	Community Development	CDP - Revolving Loan	CHIP Loan	Municipal Court Special Projects	Mentoring
\$ -	\$ -	\$ -	\$ -	\$ -	\$ -
-	-	-	-	-	-
-	-	-	-	52,946	-
-	631,458	-	121,954	-	-
-	-	-	-	-	-
-	1,825	-	500	-	17
-	633,283	-	122,454	52,946	17
-	-	-	-	52,516	-
-	-	-	-	-	-
-	-	-	-	-	-
-	204,676	-	130,961	-	-
-	-	-	-	-	16,848
-	432,068	-	-	-	-
-	636,744	-	130,961	52,516	16,848
-	(3,461)	-	(8,507)	430	(16,831)
10,001	33,768	7,014	61,504	105,692	16,831
\$ 10,001	\$ 30,307	\$ 7,014	\$ 52,997	\$ 106,122	\$ -

-- Continued

CITY OF STEUBENVILLE, OHIO

COMBINING STATEMENT OF REVENUES, EXPENDITURES
AND CHANGES IN FUND BALANCES
NONMAJOR SPECIAL REVENUE FUNDS (CONCLUDED)
FOR THE YEAR ENDED DECEMBER 31, 2022

	<u>Fire Damage Removal</u>	<u>Zoning and Rezoning</u>	<u>CDBG CARES Act</u>	<u>Municipal Court Mental Health</u>
Revenues:				
Property and other taxes	\$ -	\$ -	\$ -	\$ -
Licenses and permits	-	-	-	-
Fines and forfeitures	-	-	-	-
Intergovernmental	-	-	75,397	80,175
Special assessments	-	-	-	-
Other	43,364	-	-	-
Total revenues	<u>43,364</u>	<u>-</u>	<u>75,397</u>	<u>80,175</u>
Expenditures:				
Current:				
General government	-	-	-	54,376
Security of persons and property	-	-	-	-
Transportation	-	-	-	-
Community environment	-	899	44,116	-
Leisure time activity	-	-	-	-
Capital outlay	-	-	-	-
Total expenditures	<u>-</u>	<u>899</u>	<u>44,116</u>	<u>54,376</u>
Net change in fund balances	43,364	(899)	31,281	25,799
Fund balances (deficit) at beginning of year	<u>42,215</u>	<u>12,543</u>	<u>(31,231)</u>	<u>89,584</u>
Fund balances at end of year	<u>\$ 85,579</u>	<u>\$ 11,644</u>	<u>\$ 50</u>	<u>\$ 115,383</u>

**Total
Nonmajor
Special Revenue
Funds**

\$	210,995
	12,250
	90,907
	1,862,103
	134,100
	107,610
	<u>2,417,965</u>

538,995
19,379
811,583
380,652
17,301
432,068
<u>2,199,978</u>

217,987

2,316,947

\$ 2,534,934

CITY OF STEUBENVILLE, OHIO

SCHEDULE OF REVENUES, EXPENDITURES AND CHANGES IN
 FUND BALANCE - BUDGET AND ACTUAL (NON-GAAP BUDGETARY BASIS)
 STREET MAINTENANCE AND REPAIR FUND
 FOR THE YEAR ENDED DECEMBER 31, 2022

	Budgeted Amounts		Actual	Variance with Final Budget Positive (Negative)
	Original	Final		
Revenues:				
Intergovernmental.	\$ 810,000	\$ 800,627	\$ 797,613	\$ (3,014)
Total revenues.	<u>810,000</u>	<u>800,627</u>	<u>797,613</u>	<u>(3,014)</u>
Expenditures:				
Current:				
Transportation				
Street department				
Maintenance and operations.	875,371	945,466	876,380	69,086
Capital outlay.	200,000	89,117	69,117	20,000
Other.	328,100	328,100	328,100	-
Total expenditures.	<u>1,403,471</u>	<u>1,362,683</u>	<u>1,273,597</u>	<u>89,086</u>
Net change in fund balance	(593,471)	(562,056)	(475,984)	86,072
Fund balance at beginning of year.	650,850	650,850	650,850	-
Prior year encumbrances appropriated . . .	<u>218,870</u>	<u>218,870</u>	<u>218,870</u>	<u>-</u>
Fund balance at end of year	<u>\$ 276,249</u>	<u>\$ 307,664</u>	<u>\$ 393,736</u>	<u>\$ 86,072</u>

CITY OF STEUBENVILLE, OHIO

SCHEDULE OF REVENUES, EXPENDITURES AND CHANGES IN
 FUND BALANCE - BUDGET AND ACTUAL (NON-GAAP BUDGETARY BASIS)
 STATE HIGHWAY IMPROVEMENT FUND
 FOR THE YEAR ENDED DECEMBER 31, 2022

	<u>Budgeted Amounts</u>		<u>Actual</u>	<u>Variance with Final Budget Positive (Negative)</u>
	<u>Original</u>	<u>Final</u>		
Revenues:				
Intergovernmental.	\$ 69,000	\$ 66,208	\$ 64,671	\$ (1,537)
Total revenues.	<u>69,000</u>	<u>66,208</u>	<u>64,671</u>	<u>(1,537)</u>
Expenditures:				
Current:				
Transportation				
Street department				
Maintenance and operations	60,800	33,783	33,557	226
Total expenditures.	<u>60,800</u>	<u>33,783</u>	<u>33,557</u>	<u>226</u>
Net change in fund balance	8,200	32,425	31,114	(1,311)
Fund balance at beginning of year.	<u>186,885</u>	<u>186,885</u>	<u>186,885</u>	<u>-</u>
Fund balance at end of year	<u>\$ 195,085</u>	<u>\$ 219,310</u>	<u>\$ 217,999</u>	<u>\$ (1,311)</u>

CITY OF STEUBENVILLE, OHIO

SCHEDULE OF REVENUES, EXPENDITURES AND CHANGES IN
 FUND BALANCE - BUDGET AND ACTUAL (NON-GAAP BUDGETARY BASIS)
 LITTER FUND
 FOR THE YEAR ENDED DECEMBER 31, 2022

	Budgeted Amounts		Actual	Variance with Final Budget Positive (Negative)
	Original	Final		
Expenditures:				
Current:				
Community environment				
Litter				
Other	\$ 251	\$ 251	\$ 251	\$ -
Total expenditures	251	251	251	-
Net change in fund balance	(251)	(251)	(251)	-
Fund balance at beginning of year.	-	-	-	-
Prior year encumbrances appropriated. . .	251	251	251	-
Fund balance at end of year	\$ -	\$ -	-	\$ -

CITY OF STEUBENVILLE, OHIO

SCHEDULE OF REVENUES, EXPENDITURES AND CHANGES IN
 FUND BALANCE - BUDGET AND ACTUAL (NON-GAAP BUDGETARY BASIS)
 HOTEL/MOTEL TAX FUND
 FOR THE YEAR ENDED DECEMBER 31, 2022

	Budgeted Amounts		Actual	Variance with Final Budget Positive (Negative)
	Original	Final		
Revenues:				
Property and other taxes	\$ 180,000	\$ 165,000	\$ 146,427	\$ (18,573)
Total revenues	180,000	165,000	146,427	(18,573)
Expenditures:				
Current:				
Community environment				
Convention and visitors bureau				
Other.	180,000	165,000	146,427	18,573
Total expenditures	180,000	165,000	146,427	18,573
Net change in fund balance	-	-	-	-
Fund balance at beginning of year	-	-	-	-
Fund balance at end of year	\$ -	\$ -	\$ -	\$ -

CITY OF STEUBENVILLE, OHIO

SCHEDULE OF REVENUES, EXPENDITURES AND CHANGES IN
 FUND BALANCE - BUDGET AND ACTUAL (NON-GAAP BUDGETARY BASIS)
 IMPROVEMENT BOND ESCROW FUND
 FOR THE YEAR ENDED DECEMBER 31, 2022

	<u>Budgeted Amounts</u>			Variance with Final Budget Positive (Negative)
	<u>Original</u>	<u>Final</u>	<u>Actual</u>	
Fund balance at beginning of year	\$ 8,000	\$ 8,000	\$ 8,000	\$ -
Fund balance at end of year	<u>\$ 8,000</u>	<u>\$ 8,000</u>	<u>\$ 8,000</u>	<u>\$ -</u>

CITY OF STEUBENVILLE, OHIO

SCHEDULE OF REVENUES, EXPENDITURES AND CHANGES IN
 FUND BALANCE - BUDGET AND ACTUAL (NON-GAAP BUDGETARY BASIS)
 FLOTO HISTORICAL SITE FUND
 FOR THE YEAR ENDED DECEMBER 31, 2022

	<u>Budgeted Amounts</u>			Variance with Final Budget Positive (Negative)
	<u>Original</u>	<u>Final</u>	<u>Actual</u>	
Fund balance at beginning of year	\$ 1,510	\$ 1,510	\$ 1,510	\$ -
Fund balance at end of year.	<u>\$ 1,510</u>	<u>\$ 1,510</u>	<u>\$ 1,510</u>	<u>\$ -</u>

CITY OF STEUBENVILLE, OHIO

SCHEDULE OF REVENUES, EXPENDITURES AND CHANGES IN
 FUND BALANCE - BUDGET AND ACTUAL (NON-GAAP BUDGETARY BASIS)
 DEMOLITION BOND TRUST FUND
 FOR THE YEAR ENDED DECEMBER 31, 2022

	Budgeted Amounts		Actual	Variance with Final Budget Positive (Negative)
	Original	Final		
Revenues:				
Other	\$ 25,000	\$ -	\$ -	\$ -
Total revenues	<u>25,000</u>	<u>-</u>	<u>-</u>	<u>-</u>
Expenditures:				
Current:				
General government				
Building department				
Other	25,000	5,000	5,000	-
Total expenditures.	<u>25,000</u>	<u>5,000</u>	<u>5,000</u>	<u>-</u>
Net change in fund balance.	-	(5,000)	(5,000)	-
Fund balance at beginning of year	<u>5,000</u>	<u>5,000</u>	<u>5,000</u>	<u>-</u>
Fund balance at end of year.	<u>\$ 5,000</u>	<u>\$ -</u>	<u>\$ -</u>	<u>\$ -</u>

CITY OF STEUBENVILLE, OHIO

SCHEDULE OF REVENUES, EXPENDITURES AND CHANGES IN
 FUND BALANCE - BUDGET AND ACTUAL (NON-GAAP BUDGETARY BASIS)
 INDIGENT DRIVERS FUND
 FOR THE YEAR ENDED DECEMBER 31, 2022

	<u>Budgeted Amounts</u>		<u>Actual</u>	<u>Variance with Final Budget Positive (Negative)</u>
	<u>Original</u>	<u>Final</u>		
Revenues:				
Fines and forfeitures	\$ 2,500	\$ 2,446	\$ 2,479	\$ 33
Other	-	6,152	6,151	(1)
Total revenues	<u>2,500</u>	<u>8,598</u>	<u>8,630</u>	<u>32</u>
Expenditures:				
Current:				
General government				
Municipal court				
Other	2,585	500	-	500
Total expenditures	<u>2,585</u>	<u>500</u>	<u>-</u>	<u>500</u>
Net change in fund balance	(85)	8,098	8,630	532
Fund balance at beginning of year	42,602	42,602	42,602	-
Prior year encumbrances appropriated	<u>86</u>	<u>86</u>	<u>86</u>	<u>-</u>
Fund balance at end of year	<u>\$ 42,603</u>	<u>\$ 50,786</u>	<u>\$ 51,318</u>	<u>\$ 532</u>

CITY OF STEUBENVILLE, OHIO

SCHEDULE OF REVENUES, EXPENDITURES AND CHANGES IN
 FUND BALANCE - BUDGET AND ACTUAL (NON-GAAP BUDGETARY BASIS)
 ENFORCEMENT AND EDUCATION FUND
 FOR THE YEAR ENDED DECEMBER 31, 2022

	<u>Budgeted Amounts</u>		<u>Actual</u>	Variance with Final Budget Positive (Negative)
	<u>Original</u>	<u>Final</u>		
Revenues:				
Fines and forfeitures	\$ -	\$ 732	\$ 857	\$ 125
Total revenues	-	732	857	125
Expenditures:				
Current:				
General government				
Municipal court				
Maintenance and operations.	10,582	1,232	1,232	-
Other.	-	6,152	6,152	-
Total expenditures.	10,582	7,384	7,384	-
Net change in fund balance	(10,582)	(6,652)	(6,527)	125
Fund balance at beginning of year	13,683	13,683	13,683	-
Prior year encumbrances appropriated . .	2,582	2,582	2,582	-
Fund balance at end of year.	<u>\$ 5,683</u>	<u>\$ 9,613</u>	<u>\$ 9,738</u>	<u>\$ 125</u>

CITY OF STEUBENVILLE, OHIO

SCHEDULE OF REVENUES, EXPENDITURES AND CHANGES IN
 FUND BALANCE - BUDGET AND ACTUAL (NON-GAAP BUDGETARY BASIS)
 ONEOHIO OPIOID LITIGATION FUND
 FOR THE YEAR ENDED DECEMBER 31, 2022

	<u>Budgeted Amounts</u>		<u>Actual</u>	<u>Variance with Final Budget Positive (Negative)</u>
	<u>Original</u>	<u>Final</u>		
Revenues:				
Fines and forfeitures	\$ -	\$ 11,817	\$ 11,817	\$ -
Total revenues	-	11,817	11,817	-
Net change in fund balance.	-	11,817	11,817	-
Fund balance at beginning of year	<u>-</u>	<u>-</u>	<u>-</u>	<u>-</u>
Fund balance at end of year	<u>\$ -</u>	<u>\$ 11,817</u>	<u>\$ 11,817</u>	<u>\$ -</u>

CITY OF STEUBENVILLE, OHIO

SCHEDULE OF REVENUES, EXPENDITURES AND CHANGES IN
 FUND BALANCE - BUDGET AND ACTUAL (NON-GAAP BUDGETARY BASIS)
 LAW ENFORCEMENT TRUST FUND
 FOR THE YEAR ENDED DECEMBER 31, 2022

	<u>Budgeted Amounts</u>		<u>Actual</u>	<u>Variance with Final Budget Positive (Negative)</u>
	<u>Original</u>	<u>Final</u>		
Revenues:				
Other	\$ -	\$ 39,410	\$ 39,410	\$ -
Total revenues.	-	39,410	39,410	-
Expenditures:				
Current:				
Security of persons and property				
Police				
Maintenance and operations	-	10,677	10,204	473
Total expenditures	-	10,677	10,204	473
Net change in fund balance.	-	28,733	29,206	473
Fund balance at beginning of year	<u>-</u>	<u>-</u>	<u>-</u>	<u>-</u>
Fund balance at end of year	<u>\$ -</u>	<u>\$ 28,733</u>	<u>\$ 29,206</u>	<u>\$ 473</u>

CITY OF STEUBENVILLE, OHIO

SCHEDULE OF REVENUES, EXPENDITURES AND CHANGES IN
 FUND BALANCE - BUDGET AND ACTUAL (NON-GAAP BUDGETARY BASIS)
 SOUTH END ECONOMIC DEVELOPMENT FUND
 FOR THE YEAR ENDED DECEMBER 31, 2022

	Budgeted Amounts		Actual	Variance with Final Budget Positive (Negative)
	Original	Final		
Expenditures:				
Current:				
Community environment				
Economic development				
Maintenance and operations	\$ 967	\$ 967	\$ -	\$ 967
Total expenditures	<u>967</u>	<u>967</u>	<u>-</u>	<u>967</u>
Net change in fund balance.	(967)	(967)	-	967
Fund balance at beginning of year	-	-	-	-
Prior year encumbrances appropriated . .	<u>967</u>	<u>967</u>	<u>967</u>	<u>-</u>
Fund balance at end of year.	<u><u>\$ -</u></u>	<u><u>\$ -</u></u>	<u><u>\$ 967</u></u>	<u><u>\$ 967</u></u>

CITY OF STEUBENVILLE, OHIO

SCHEDULE OF REVENUES, EXPENDITURES AND CHANGES IN
 FUND BALANCE - BUDGET AND ACTUAL (NON-GAAP BUDGETARY BASIS)
 PROPERTY MAINTENANCE CODE ENFORCEMENT FUND
 FOR THE YEAR ENDED DECEMBER 31, 2022

	<u>Budgeted Amounts</u>		<u>Actual</u>	<u>Variance with Final Budget Positive (Negative)</u>
	<u>Original</u>	<u>Final</u>		
Revenues:				
Licenses and permits	\$ 8,000	\$ 9,700	\$ 12,250	\$ 2,550
Total revenues	<u>8,000</u>	<u>9,700</u>	<u>12,250</u>	<u>2,550</u>
Expenditures:				
Current:				
General government				
Building department				
Maintenance and operations	16,217	8,217	8,217	-
Total expenditures	<u>16,217</u>	<u>8,217</u>	<u>8,217</u>	<u>-</u>
Net change in fund balance.	(8,217)	1,483	4,033	2,550
Fund balance at beginning of year	5,376	5,376	5,376	-
Prior year encumbrances appropriated . .	<u>8,217</u>	<u>8,217</u>	<u>8,217</u>	<u>-</u>
Fund balance at end of year.	<u>\$ 5,376</u>	<u>\$ 15,076</u>	<u>\$ 17,626</u>	<u>\$ 2,550</u>

CITY OF STEUBENVILLE, OHIO

SCHEDULE OF REVENUES, EXPENDITURES AND CHANGES IN
 FUND BALANCE - BUDGET AND ACTUAL (NON-GAAP BUDGETARY BASIS)
 DRUG DOG FUND
 FOR THE YEAR ENDED DECEMBER 31, 2022

	<u>Budgeted Amounts</u>		<u>Actual</u>	<u>Variance with Final Budget Positive (Negative)</u>
	<u>Original</u>	<u>Final</u>		
Expenditures:				
Current:				
Security of persons and property				
Police				
Maintenance and operations	\$ -	\$ 30	\$ 30	\$ -
Total expenditures	<u>-</u>	<u>30</u>	<u>30</u>	<u>-</u>
Net change in fund balance.	-	(30)	(30)	-
Fund balance at beginning of year	<u>13,232</u>	<u>13,232</u>	<u>13,232</u>	<u>-</u>
Fund balance at end of year.	<u>\$ 13,232</u>	<u>\$ 13,202</u>	<u>\$ 13,202</u>	<u>\$ -</u>

CITY OF STEUBENVILLE, OHIO

SCHEDULE OF REVENUES, EXPENDITURES AND CHANGES IN
 FUND BALANCE - BUDGET AND ACTUAL (NON-GAAP BUDGETARY BASIS)
 SUMMER FOOD PROGRAM FUND
 FOR THE YEAR ENDED DECEMBER 31, 2022

	<u>Budgeted Amounts</u>		<u>Actual</u>	<u>Variance with Final Budget Positive (Negative)</u>
	<u>Original</u>	<u>Final</u>		
Expenditures:				
Current:				
Leisure time activity				
Recreation-administration				
Maintenance and operations	\$ -	\$ 452	\$ 453	\$ (1)
Total expenditures	<u>-</u>	<u>452</u>	<u>453</u>	<u>(1)</u>
Net change in fund balance.	-	(452)	(453)	1
Fund balance at beginning of year	<u>\$ 644</u>	<u>\$ 644</u>	<u>\$ 644</u>	<u>\$ -</u>
Fund balance at end of year.	<u><u>\$ 644</u></u>	<u><u>\$ 192</u></u>	<u><u>\$ 191</u></u>	<u><u>\$ 1</u></u>

CITY OF STEUBENVILLE, OHIO

SCHEDULE OF REVENUES, EXPENDITURES AND CHANGES IN
 FUND BALANCE - BUDGET AND ACTUAL (NON-GAAP BUDGETARY BASIS)
 SPECIAL ASSESSMENTS FUND
 FOR THE YEAR ENDED DECEMBER 31, 2022

	Budgeted Amounts		Actual	Variance with Final Budget Positive (Negative)
	Original	Final		
Revenues:				
Special assessments.	\$ 100,000	\$ 134,100	\$ 134,100	\$ -
Total revenues	100,000	134,100	134,100	-
Expenditures:				
Current:				
General government				
Special assessment				
Maintenance and operations.	4,500	14,226	14,226	-
Other.	-	121,593	121,593	-
Total general government.	4,500	135,819	135,819	-
Debt service:				
Principal retirement.	92,500	-	-	-
Total debt service.	92,500	-	-	-
Total expenditures	97,000	135,819	135,819	-
Net change in fund balance.	3,000	(1,719)	(1,719)	-
Fund balance at beginning of year	191,122	191,122	191,122	-
Fund balance at end of year	\$ 194,122	\$ 189,403	\$ 189,403	\$ -

CITY OF STEUBENVILLE, OHIO

SCHEDULE OF REVENUES, EXPENDITURES AND CHANGES IN
 FUND BALANCE - BUDGET AND ACTUAL (NON-GAAP BUDGETARY BASIS)
 MUNICIPAL COURT SPECIAL PROJECT FUND - PROBATION
 FOR THE YEAR ENDED DECEMBER 31, 2022

	Budgeted Amounts		Actual	Variance with Final Budget Positive (Negative)
	Original	Final		
Revenues:				
Fines and forfeitures	\$ 20,000	\$ 18,506	\$ 17,665	\$ (841)
Other	600	5,060	5,060	-
Total revenues	20,600	23,566	22,725	(841)
Expenditures:				
Current:				
Security of persons and property				
Police				
Maintenance and operations	10,000	20,803	19,297	1,506
Total expenditures	10,000	20,803	19,297	1,506
Net change in fund balance	10,600	2,763	3,428	665
Fund balance at beginning of year	35,495	35,495	35,495	-
Fund balance at end of year	\$ 46,095	\$ 38,258	\$ 38,923	\$ 665

CITY OF STEUBENVILLE, OHIO

SCHEDULE OF REVENUES, EXPENDITURES AND CHANGES IN
 FUND BALANCE - BUDGET AND ACTUAL (NON-GAAP BUDGETARY BASIS)
 MOTOR VEHICLE LICENSE TAX FUND
 FOR THE YEAR ENDED DECEMBER 31, 2022

	<u>Budgeted Amounts</u>		<u>Actual</u>	<u>Variance with Final Budget Positive (Negative)</u>
	<u>Original</u>	<u>Final</u>		
Revenues:				
Property and other taxes	\$ 73,000	\$ 68,645	\$ 67,403	\$ (1,242)
Total revenues	<u>73,000</u>	<u>68,645</u>	<u>67,403</u>	<u>(1,242)</u>
Expenditures:				
Current:				
Transportation				
Street department				
Capital outlay	85,000	-	-	-
Total expenditures	<u>85,000</u>	<u>-</u>	<u>-</u>	<u>-</u>
Net change in fund balance.	(12,000)	68,645	67,403	(1,242)
Fund balance at beginning of year	<u>276,380</u>	<u>276,380</u>	<u>276,380</u>	<u>-</u>
Fund balance at end of year	<u>\$ 264,380</u>	<u>\$ 345,025</u>	<u>\$ 343,783</u>	<u>\$ (1,242)</u>

CITY OF STEUBENVILLE, OHIO

SCHEDULE OF REVENUES, EXPENDITURES AND CHANGES IN
 FUND BALANCE - BUDGET AND ACTUAL (NON-GAAP BUDGETARY BASIS)
 ZONING AND PLANNING FUND
 FOR THE YEAR ENDED DECEMBER 31, 2022

	<u>Budgeted Amounts</u>		<u>Actual</u>	<u>Variance with Final Budget Positive (Negative)</u>
	<u>Original</u>	<u>Final</u>		
Revenues:				
Other	\$ 4,200	\$ 1,500	\$ 616	\$ (884)
Total revenues	<u>4,200</u>	<u>1,500</u>	<u>616</u>	<u>(884)</u>
Expenditures:				
Current:				
Community environment				
Zoning and rezoning				
Maintenance and operations	4,371	1,287	787	500
Total expenditures.	<u>4,371</u>	<u>1,287</u>	<u>787</u>	<u>500</u>
Net change in fund balance.	(171)	213	(171)	(384)
Fund balance at beginning of year	1,955	1,955	1,955	-
Prior year encumbrances appropriated . . .	<u>171</u>	<u>171</u>	<u>171</u>	<u>-</u>
Fund balance at end of year	<u>\$ 1,955</u>	<u>\$ 2,339</u>	<u>\$ 1,955</u>	<u>\$ (384)</u>

CITY OF STEUBENVILLE, OHIO

SCHEDULE OF REVENUES, EXPENDITURES AND CHANGES IN
 FUND BALANCE - BUDGET AND ACTUAL (NON-GAAP BUDGETARY BASIS)
 POLICE EDUCATION TRUST FUND
 FOR THE YEAR ENDED DECEMBER 31, 2022

	<u>Budgeted Amounts</u>		<u>Actual</u>	<u>Variance with Final Budget Positive (Negative)</u>
	<u>Original</u>	<u>Final</u>		
Expenditures:				
Current:				
Security of persons and property				
Police				
Maintenance and operations	\$ 8,000	\$ 9,320	\$ 9,320	\$ -
Total expenditures	<u>8,000</u>	<u>9,320</u>	<u>9,320</u>	<u>-</u>
Net change in fund balance.	(8,000)	(9,320)	(9,320)	-
Fund balance at beginning of year	<u>10,699</u>	<u>10,699</u>	<u>10,699</u>	<u>-</u>
Fund balance at end of year	<u><u>\$ 2,699</u></u>	<u><u>\$ 1,379</u></u>	<u><u>\$ 1,379</u></u>	<u><u>\$ -</u></u>

CITY OF STEUBENVILLE, OHIO

SCHEDULE OF REVENUES, EXPENDITURES AND CHANGES IN
 FUND BALANCE - BUDGET AND ACTUAL (NON-GAAP BUDGETARY BASIS)
 SPECIAL PROJECTS FUND
 FOR THE YEAR ENDED DECEMBER 31, 2022

	Budgeted Amounts		Actual	Variance with Final Budget Positive (Negative)
	Original	Final		
Revenues:				
Fines and forfeitures	\$ -	\$ 2,088	\$ 2,043	\$ (45)
Total revenues	-	2,088	2,043	(45)
Expenditures:				
Current:				
General government				
Municipal court				
Capital outlay	-	1,008	492	516
Total expenditures	-	1,008	492	516
Net change in fund balance	-	1,080	1,551	471
Fund balance at beginning of year	33,042	33,042	33,042	-
Fund balance at end of year	\$ 33,042	\$ 34,122	\$ 34,593	\$ 471

CITY OF STEUBENVILLE, OHIO

SCHEDULE OF REVENUES, EXPENDITURES AND CHANGES IN
 FUND BALANCE - BUDGET AND ACTUAL (NON-GAAP BUDGETARY BASIS)
 IDIAM COURT FUND
 FOR THE YEAR ENDED DECEMBER 31, 2022

	<u>Budgeted Amounts</u>		<u>Actual</u>	<u>Variance with Final Budget Positive (Negative)</u>
	<u>Original</u>	<u>Final</u>		
Revenues:				
Fines and forfeitures	\$ 3,600	\$ 2,763	\$ 3,100	\$ 337
Total revenues	<u>3,600</u>	<u>2,763</u>	<u>3,100</u>	<u>337</u>
Expenditures:				
Current:				
General government				
Municipal court				
Capital outlay	3,300	7,200	6,200	1,000
Total expenditures	<u>3,300</u>	<u>7,200</u>	<u>6,200</u>	<u>1,000</u>
Net change in fund balance	300	(4,437)	(3,100)	1,337
Fund balance at beginning of year	<u>47,197</u>	<u>47,197</u>	<u>47,197</u>	<u>-</u>
Fund balance at end of year	<u>\$ 47,497</u>	<u>\$ 42,760</u>	<u>\$ 44,097</u>	<u>\$ 1,337</u>

CITY OF STEUBENVILLE, OHIO

SCHEDULE OF REVENUES, EXPENDITURES AND CHANGES IN
 FUND BALANCE - BUDGET AND ACTUAL (NON-GAAP BUDGETARY BASIS)
 COURT COMMUNITY CORRECTION ACT GRANT FUND
 FOR THE YEAR ENDED DECEMBER 31, 2022

	<u>Budgeted Amounts</u>		<u>Actual</u>	<u>Variance with Final Budget Positive (Negative)</u>
	<u>Original</u>	<u>Final</u>		
Revenues:				
Intergovernmental	\$ 90,000	\$ 90,000	\$ 90,000	\$ -
Other	28,900	16,000	10,667	(5,333)
Total revenues.	<u>118,900</u>	<u>106,000</u>	<u>100,667</u>	<u>(5,333)</u>
Expenditures:				
Current:				
General government				
Municipal court				
Personal services.	100,553	99,361	98,265	1,096
Maintenance and operations	13,705	10,630	6,660	3,970
Total expenditures.	<u>114,258</u>	<u>109,991</u>	<u>104,925</u>	<u>5,066</u>
Net change in fund balance.	4,642	(3,991)	(4,258)	(267)
Fund balance at beginning of year	-	-	-	-
Prior year encumbrances appropriated	<u>4,258</u>	<u>4,258</u>	<u>4,258</u>	<u>-</u>
Fund balance at end of year	<u>\$ 8,900</u>	<u>\$ 267</u>	<u>\$ -</u>	<u>\$ (267)</u>

CITY OF STEUBENVILLE, OHIO

SCHEDULE OF REVENUES, EXPENDITURES AND CHANGES IN
 FUND BALANCE - BUDGET AND ACTUAL (NON-GAAP BUDGETARY BASIS)
 FIBER INFRASTRUCTURE FUND
 FOR THE YEAR ENDED DECEMBER 31, 2022

	Budgeted Amounts		Actual	Variance with Final Budget Positive (Negative)
	Original	Final		
Expenditures:				
Current:				
General government				
Electrical department				
Maintenance and operations	\$ 4,700	\$ 4,700	\$ 4,700	\$ -
Total expenditures	4,700	4,700	4,700	-
Net change in fund balance.	(4,700)	(4,700)	(4,700)	-
Fund balance at beginning of year	-	-	-	-
Prior year encumbrances appropriated . . .	4,700	4,700	4,700	-
Fund balance at end of year	\$ -	\$ -	\$ -	\$ -

CITY OF STEUBENVILLE, OHIO

SCHEDULE OF REVENUES, EXPENDITURES AND CHANGES IN
 FUND BALANCE - BUDGET AND ACTUAL (NON-GAAP BUDGETARY BASIS)
 MEARS RELIEF FUND
 FOR THE YEAR ENDED DECEMBER 31, 2022

	<u>Budgeted Amounts</u>			Variance with Final Budget Positive (Negative)
	<u>Original</u>	<u>Final</u>	<u>Actual</u>	
Fund balance at beginning of year	\$ 10,001	\$ 10,001	\$ 10,001	\$ -
Fund balance at end of year.	<u>\$ 10,001</u>	<u>\$ 10,001</u>	<u>\$ 10,001</u>	<u>\$ -</u>

CITY OF STEUBENVILLE, OHIO

SCHEDULE OF REVENUES, EXPENDITURES AND CHANGES IN
 FUND BALANCE - BUDGET AND ACTUAL (NON-GAAP BUDGETARY BASIS)
 COMMUNITY DEVELOPMENT FUND
 FOR THE YEAR ENDED DECEMBER 31, 2022

	<u>Budgeted Amounts</u>		<u>Actual</u>	<u>Variance with Final Budget Positive (Negative)</u>
	<u>Original</u>	<u>Final</u>		
Revenues:				
Intergovernmental	\$ 856,000	\$ 662,000	\$ 631,792	\$ (30,208)
Other	-	853	1,825	972
Total revenues	<u>856,000</u>	<u>662,853</u>	<u>633,617</u>	<u>(29,236)</u>
Expenditures:				
Current:				
Community environment				
Community development				
Personal services.	135,625	137,817	135,798	2,019
Maintenance and operations.	62,375	34,649	32,542	2,107
Capital outlay	<u>664,500</u>	<u>489,145</u>	<u>477,145</u>	<u>12,000</u>
Total expenditures	<u>862,500</u>	<u>661,611</u>	<u>645,485</u>	<u>16,126</u>
Net change in fund balance.	(6,500)	1,242	(11,868)	(13,110)
Fund balance at beginning of year	17,363	17,363	17,363	-
Prior year encumbrances appropriated	<u>6,500</u>	<u>6,500</u>	<u>6,500</u>	<u>-</u>
Fund balance at end of year.	<u>\$ 17,363</u>	<u>\$ 25,105</u>	<u>\$ 11,995</u>	<u>\$ (13,110)</u>

CITY OF STEUBENVILLE, OHIO

SCHEDULE OF REVENUES, EXPENDITURES AND CHANGES IN
 FUND BALANCE - BUDGET AND ACTUAL (NON-GAAP BUDGETARY BASIS)
 CDP - REVOLVING LOAN
 FOR THE YEAR ENDED DECEMBER 31, 2022

	<u>Budgeted Amounts</u>		<u>Actual</u>	<u>Variance with Final Budget Positive (Negative)</u>
	<u>Original</u>	<u>Final</u>		
Fund balance at beginning of year	\$ 7,014	\$ 7,014	\$ 7,014	\$ -
Fund balance at end of year.	<u>\$ 7,014</u>	<u>\$ 7,014</u>	<u>\$ 7,014</u>	<u>\$ -</u>

CITY OF STEUBENVILLE, OHIO

SCHEDULE OF REVENUES, EXPENDITURES AND CHANGES IN
 FUND BALANCE - BUDGET AND ACTUAL (NON-GAAP BUDGETARY BASIS)
 CHIP LOAN FUND
 FOR THE YEAR ENDED DECEMBER 31, 2022

	<u>Budgeted Amounts</u>		<u>Actual</u>	Variance with Final Budget Positive (Negative)
	<u>Original</u>	<u>Final</u>		
Revenues:				
Intergovernmental	\$ 197,000	\$ 121,121	\$ 121,954	\$ 833
Other	-	250	500	250
Total revenues	<u>197,000</u>	<u>121,371</u>	<u>122,454</u>	<u>1,083</u>
Expenditures:				
Current:				
Community environment				
Community development				
Personal services.	4,971	-	-	-
Other.	230,515	157,826	149,853	7,973
Total expenditures	<u>235,486</u>	<u>157,826</u>	<u>149,853</u>	<u>7,973</u>
Net change in fund balance.	(38,486)	(36,455)	(27,399)	9,056
Fund balance at beginning of year	23,018	23,018	23,018	-
Prior year encumbrances appropriated . .	<u>38,486</u>	<u>38,486</u>	<u>38,486</u>	<u>-</u>
Fund balance at end of year.	<u>\$ 23,018</u>	<u>\$ 25,049</u>	<u>\$ 34,105</u>	<u>\$ 9,056</u>

CITY OF STEUBENVILLE, OHIO

SCHEDULE OF REVENUES, EXPENDITURES AND CHANGES IN
 FUND BALANCE - BUDGET AND ACTUAL (NON-GAAP BUDGETARY BASIS)
 MUNICIPAL COURT SPECIAL PROJECT FUND
 FOR THE YEAR ENDED DECEMBER 31, 2022

	Budgeted Amounts		Actual	Variance with Final Budget Positive (Negative)
	Original	Final		
Revenues:				
Fines and forfeitures	\$ 69,000	\$ 54,753	\$ 52,946	\$ (1,807)
Total revenues	69,000	54,753	52,946	(1,807)
Expenditures:				
Current:				
Security of persons and property				
Police				
Maintenance and operations	69,000	69,000	50,129	18,871
Total expenditures	69,000	69,000	50,129	18,871
Net change in fund balance.	-	(14,247)	2,817	17,064
Fund balance at beginning of year	107,844	107,844	107,844	-
Fund balance at end of year.	\$ 107,844	\$ 93,597	\$ 110,661	\$ 17,064

CITY OF STEUBENVILLE, OHIO

SCHEDULE OF REVENUES, EXPENDITURES AND CHANGES IN
 FUND BALANCE - BUDGET AND ACTUAL (NON-GAAP BUDGETARY BASIS)
 MENTORING PROGRAM FUND
 FOR THE YEAR ENDED DECEMBER 31, 2022

	<u>Budgeted Amounts</u>		<u>Actual</u>	<u>Variance with Final Budget Positive (Negative)</u>
	<u>Original</u>	<u>Final</u>		
Revenues:				
Intergovernmental	\$ 52,300	\$ 15,472	\$ -	\$ (15,472)
Other	-	17	17	-
Total revenues.	<u>52,300</u>	<u>15,489</u>	<u>17</u>	<u>(15,472)</u>
Expenditures:				
Current:				
Leisure time activity				
Recreation-indoors				
Personal services.	37,419	1,189	1,189	-
Maintenance and operations	<u>16,696</u>	<u>15,065</u>	<u>15,065</u>	<u>-</u>
Total expenditures	<u>54,115</u>	<u>16,254</u>	<u>16,254</u>	<u>-</u>
Net change in fund balance.	(1,815)	(765)	(16,237)	(15,472)
Fund balance at beginning of year	14,422	14,422	14,422	-
Prior year encumbrances appropriated	<u>1,815</u>	<u>1,815</u>	<u>1,815</u>	<u>-</u>
Fund balance at end of year	<u>\$ 14,422</u>	<u>\$ 15,472</u>	<u>\$ -</u>	<u>\$ (15,472)</u>

CITY OF STEUBENVILLE, OHIO

SCHEDULE OF REVENUES, EXPENDITURES AND CHANGES IN
 FUND BALANCE - BUDGET AND ACTUAL (NON-GAAP BUDGETARY BASIS)
 FIRE DAMAGE REMOVAL FUND
 FOR THE YEAR ENDED DECEMBER 31, 2022

	<u>Budgeted Amounts</u>		<u>Actual</u>	<u>Variance with Final Budget Positive (Negative)</u>
	<u>Original</u>	<u>Final</u>		
Revenues:				
Other	\$ 60,000	\$ 60,000	\$ 43,364	\$ (16,636)
Total revenues	<u>60,000</u>	<u>60,000</u>	<u>43,364</u>	<u>(16,636)</u>
Expenditures:				
Current:				
Security of persons and property				
Fire damage removal				
Maintenance and operations	60,000	2,200	2,000	200
Total expenditures	<u>60,000</u>	<u>2,200</u>	<u>2,000</u>	<u>200</u>
Net change in fund balance	-	57,800	41,364	(16,436)
Fund balance at beginning of year	<u>42,215</u>	<u>42,215</u>	<u>42,215</u>	<u>-</u>
Fund balance at end of year	<u>\$ 42,215</u>	<u>\$ 100,015</u>	<u>\$ 83,579</u>	<u>\$ (16,436)</u>

CITY OF STEUBENVILLE, OHIO

SCHEDULE OF REVENUES, EXPENDITURES AND CHANGES IN
 FUND BALANCE - BUDGET AND ACTUAL (NON-GAAP BUDGETARY BASIS)
 ZONING AND REZONING FUND
 FOR THE YEAR ENDED DECEMBER 31, 2022

	<u>Budgeted Amounts</u>		<u>Actual</u>	<u>Variance with Final Budget Positive (Negative)</u>
	<u>Original</u>	<u>Final</u>		
Revenues:				
Other	\$ 3,000	\$ 500	\$ -	\$ (500)
Total revenues	<u>3,000</u>	<u>500</u>	<u>-</u>	<u>(500)</u>
Expenditures:				
Current:				
Community environment				
Historical site				
Maintenance and operations	3,600	1,948	1,445	503
Total expenditures	<u>3,600</u>	<u>1,948</u>	<u>1,445</u>	<u>503</u>
Net change in fund balance.	(600)	(1,448)	(1,445)	3
Fund balance at beginning of year	12,476	12,476	12,476	-
Prior year encumbrances appropriated . .	<u>600</u>	<u>600</u>	<u>600</u>	<u>-</u>
Fund balance at end of year.	<u>\$ 12,476</u>	<u>\$ 11,628</u>	<u>\$ 11,631</u>	<u>\$ 3</u>

CITY OF STEUBENVILLE, OHIO

SCHEDULE OF REVENUES, EXPENDITURES AND CHANGES IN
 FUND BALANCE - BUDGET AND ACTUAL (NON-GAAP BUDGETARY BASIS)
 CDBG CARES ACT FUND
 FOR THE YEAR ENDED DECEMBER 31, 2022

	Budgeted Amounts		Actual	Variance with Final Budget Positive (Negative)
	Original	Final		
Revenues:				
Intergovernmental	\$ 155,000	\$ 142,184	\$ 75,397	\$ (66,787)
Total revenues	155,000	142,184	75,397	(66,787)
Expenditures:				
Current:				
Community environment				
Community development				
Capital outlay	209,012	167,340	103,821	63,519
Total expenditures	209,012	167,340	103,821	63,519
Net change in fund balance.	(54,012)	(25,156)	(28,424)	(3,268)
Fund balance (deficit) at beginning of year .	(25,538)	(25,538)	(25,538)	-
Prior year encumbrances appropriated . .	54,012	54,012	54,012	-
Fund balance (deficit) at end of year. . . .	\$ (25,538)	\$ 3,318	\$ 50	\$ (3,268)

CITY OF STEUBENVILLE, OHIO

SCHEDULE OF REVENUES, EXPENDITURES AND CHANGES IN
 FUND BALANCE - BUDGET AND ACTUAL (NON-GAAP BUDGETARY BASIS)
 MUNICIPAL COURT MENTAL HEALTH FUND
 FOR THE YEAR ENDED DECEMBER 31, 2022

	Budgeted Amounts		Actual	Variance with Final Budget Positive (Negative)
	Original	Final		
Revenues:				
Intergovernmental	\$ 93,000	\$ 80,175	\$ 80,175	\$ -
Total revenues	93,000	80,175	80,175	-
Expenditures:				
Current:				
General government				
Municipal court				
Maintenance and operations	93,142	58,503	55,414	3,089
Total expenditures	93,142	58,503	55,414	3,089
Net change in fund balance.	(142)	21,672	24,761	3,089
Fund balance at beginning of year	89,730	89,730	89,730	-
Prior year encumbrances appropriated	142	142	142	-
Fund balance at end of year.	\$ 89,730	\$ 111,544	\$ 114,633	\$ 3,089

CITY OF STEUBENVILLE, OHIO

SCHEDULE OF REVENUES, EXPENDITURES AND CHANGES IN
 FUND BALANCE - BUDGET AND ACTUAL (NON-GAAP BUDGETARY BASIS)
 GENERAL BOND RETIREMENT FUND
 FOR THE YEAR ENDED DECEMBER 31, 2022

	<u>Budgeted Amounts</u>		<u>Actual</u>	<u>Variance with Final Budget Positive (Negative)</u>
	<u>Original</u>	<u>Final</u>		
Revenues:				
Property and other taxes	\$ 250,600	\$ 251,248	\$ 251,248	\$ -
Intergovernmental.	27,200	28,848	28,848	-
Total revenues.	<u>277,800</u>	<u>280,096</u>	<u>280,096</u>	<u>-</u>
Expenditures:				
Current:				
General government				
General bond retirement				
Maintenance and operations	5,000	5,996	5,995	1
Total general government.	<u>5,000</u>	<u>5,996</u>	<u>5,995</u>	<u>1</u>
Debt service:				
Principal retirement.	100,000	100,000	100,000	-
Interest and fiscal charges.	126,694	127,894	127,894	-
Total debt service	<u>226,694</u>	<u>227,894</u>	<u>227,894</u>	<u>-</u>
Total expenditures.	<u>231,694</u>	<u>233,890</u>	<u>233,889</u>	<u>1</u>
Net change in fund balance.	46,106	46,206	46,207	1
Fund balance at beginning of year	<u>322,494</u>	<u>322,494</u>	<u>322,494</u>	<u>-</u>
Fund balance at end of year.	<u>\$ 368,600</u>	<u>\$ 368,700</u>	<u>\$ 368,701</u>	<u>\$ 1</u>

THIS PAGE IS INTENTIONALLY LEFT BLANK

CITY OF STEUBENVILLE, OHIO

COMBINING BALANCE SHEET
NONMAJOR CAPITAL PROJECTS FUNDS
DECEMBER 31, 2022

	General Capital Improvement	Municipal Court Improvement	.7% City Income Tax - Equipment Improvement
Assets:			
Equity in pooled cash and cash equivalents	\$ 36,709	\$ 74,990	\$ 246,036
Receivables (net of allowances of uncollectibles):			
Income taxes	-	-	51,572
Total assets	<u>\$ 36,709</u>	<u>\$ 74,990</u>	<u>\$ 297,608</u>
 Liabilities:			
Accounts payable	\$ -	\$ -	\$ 2,845
Total liabilities	<u>-</u>	<u>-</u>	<u>2,845</u>
 Deferred inflows of resources:			
Income tax revenue not available.	-	-	51,572
Total deferred inflows of resources	<u>-</u>	<u>-</u>	<u>51,572</u>
 Fund balances:			
Restricted	36,709	74,990	-
Committed	-	-	243,191
Total fund balances	<u>36,709</u>	<u>74,990</u>	<u>243,191</u>
Total liabilities, deferred inflows of resources and fund balances.	<u>\$ 36,709</u>	<u>\$ 74,990</u>	<u>\$ 297,608</u>

.7% City Income Tax - Recreation Improvement	Total Nonmajor Capital Projects Funds
\$ 154,714	\$ 512,449
17,191	68,763
<u>\$ 171,905</u>	<u>\$ 581,212</u>
\$ 3,502	\$ 6,347
<u>3,502</u>	<u>6,347</u>
17,191	68,763
<u>17,191</u>	<u>68,763</u>
-	111,699
151,212	394,403
<u>151,212</u>	<u>506,102</u>
<u>\$ 171,905</u>	<u>\$ 581,212</u>

CITY OF STEUBENVILLE, OHIO

COMBINING STATEMENT OF REVENUES, EXPENDITURES
AND CHANGES IN FUND BALANCES
NONMAJOR CAPITAL PROJECTS FUNDS
FOR THE YEAR ENDED DECEMBER 31, 2022

	General Capital Improvement	Municipal Court Improvement	.7% City Income Tax - Equipment Improvement
Revenues:			
Municipal income taxes	\$ -	\$ -	\$ 300,000
Fines and forfeitures	-	20,263	-
Intergovernmental	148,588	-	-
Total revenues	<u>148,588</u>	<u>20,263</u>	<u>300,000</u>
Expenditures:			
Current:			
General government	-	9,277	-
Capital outlay	-	-	270,376
Total expenditures	<u>-</u>	<u>9,277</u>	<u>270,376</u>
 Net change in fund balances	148,588	10,986	29,624
 Fund balances (deficit) at beginning of year . .	<u>(111,879)</u>	<u>64,004</u>	<u>213,567</u>
 Fund balances at end of year	<u>\$ 36,709</u>	<u>\$ 74,990</u>	<u>\$ 243,191</u>

.7% City Income Tax - Recreation Improvement	Total Nonmajor Capital Projects Funds
\$ 100,000	\$ 400,000
-	20,263
14,000	162,588
<u>114,000</u>	<u>582,851</u>
-	9,277
74,726	345,102
<u>74,726</u>	<u>354,379</u>
39,274	228,472
111,938	277,630
<u>\$ 151,212</u>	<u>\$ 506,102</u>

CITY OF STEUBENVILLE, OHIO

SCHEDULE OF REVENUES, EXPENDITURES AND CHANGES IN
 FUND BALANCE - BUDGET AND ACTUAL (NON-GAAP BUDGETARY BASIS)
 GENERAL CAPITAL IMPROVEMENT FUND
 FOR THE YEAR ENDED DECEMBER 31, 2022

	<u>Budgeted Amounts</u>		<u>Actual</u>	<u>Variance with Final Budget Positive (Negative)</u>
	<u>Original</u>	<u>Final</u>		
Revenues:				
Intergovernmental.	\$ 761,900	\$ 148,588	\$ 148,588	\$ -
Total revenues	<u>761,900</u>	<u>148,588</u>	<u>148,588</u>	<u>-</u>
Expenditures:				
Capital improvement				
Capital outlay	783,426	158,445	150,485	7,960
Total expenditures.	<u>783,426</u>	<u>158,445</u>	<u>150,485</u>	<u>7,960</u>
Net change in fund balance.	(21,526)	(9,857)	(1,897)	7,960
Fund balance at beginning of year	15,183	15,183	15,183	-
Prior year encumbrances appropriated . . .	<u>21,526</u>	<u>21,526</u>	<u>21,526</u>	<u>-</u>
Fund balance at end of year.	<u>\$ 15,183</u>	<u>\$ 26,852</u>	<u>\$ 34,812</u>	<u>\$ 7,960</u>

CITY OF STEUBENVILLE, OHIO

SCHEDULE OF REVENUES, EXPENDITURES AND CHANGES IN
 FUND BALANCE - BUDGET AND ACTUAL (NON-GAAP BUDGETARY BASIS)
 MUNICIPAL COURT IMPROVEMENT FUND
 FOR THE YEAR ENDED DECEMBER 31, 2022

	Budgeted Amounts		Actual	Variance with Final Budget Positive (Negative)
	Original	Final		
Revenues:				
Fines and forfeitures.	\$ 25,000	\$ 20,171	\$ 20,263	\$ 92
Total revenues.	25,000	20,171	20,263	92
Expenditures:				
Capital outlay				
Municipal court				
Maintenance and operations.	100	41	41	-
Capital outlay.	35,000	9,535	9,236	299
Total expenditures.	35,100	9,576	9,277	299
Net change in fund balance	(10,100)	10,595	10,986	391
Fund balance at beginning of year	64,004	64,004	64,004	-
Fund balance at end of year	\$ 53,904	\$ 74,599	\$ 74,990	\$ 391

CITY OF STEUBENVILLE, OHIO

SCHEDULE OF REVENUES, EXPENDITURES AND CHANGES IN
 FUND BALANCE - BUDGET AND ACTUAL (NON-GAAP BUDGETARY BASIS)
 .7% CITY INCOME TAX - EQUIPMENT IMPROVEMENT FUND
 FOR THE YEAR ENDED DECEMBER 31, 2022

	Budgeted Amounts		Actual	Variance with Final Budget Positive (Negative)
	Original	Final		
Revenues:				
Municipal income taxes	\$ 300,000	\$ 300,000	\$ 300,000	\$ -
Total revenues	300,000	300,000	300,000	-
Expenditures:				
Capital outlay				
Equipment improvement				
Maintenance and operations.	900	615	615	-
Capital outlay	392,035	422,873	419,473	3,400
Other	14,100	21,085	17,748	3,337
Total expenditures.	407,035	444,573	437,836	6,737
Net change in fund balance	(107,035)	(144,573)	(137,836)	6,737
Fund balance at beginning of year.	129,132	129,132	129,132	-
Prior year encumbrances appropriated	85,035	85,035	85,035	-
Fund balance at end of year	\$ 107,132	\$ 69,594	\$ 76,331	\$ 6,737

CITY OF STEUBENVILLE, OHIO

SCHEDULE OF REVENUES, EXPENDITURES AND CHANGES IN
 FUND BALANCE - BUDGET AND ACTUAL (NON-GAAP BUDGETARY BASIS)
 .7% CITY INCOME TAX - RECREATION IMPROVEMENT FUND
 FOR THE YEAR ENDED DECEMBER 31, 2022

	<u>Budgeted Amounts</u>		<u>Actual</u>	Variance with Final Budget Positive (Negative)
	<u>Original</u>	<u>Final</u>		
Revenues:				
Municipal income taxes	\$ 100,000	\$ 100,000	\$ 100,000	\$ -
Intergovernmental	53,000	13,000	14,000	1,000
Total revenues.	<u>153,000</u>	<u>113,000</u>	<u>114,000</u>	<u>1,000</u>
Expenditures:				
Capital outlay				
Recreation improvement				
Maintenance and operations	660	236	236	-
Capital outlay	145,530	127,152	114,891	12,261
Other.	2,000	6,499	5,881	618
Total expenditures.	<u>148,190</u>	<u>133,887</u>	<u>121,008</u>	<u>12,879</u>
Net change in fund balance.	4,810	(20,887)	(7,008)	13,879
Fund balance at beginning of year	101,562	101,562	101,562	-
Prior year encumbrances appropriated . . .	<u>32,280</u>	<u>32,280</u>	<u>32,280</u>	<u>-</u>
Fund balance at end of year.	<u>\$ 138,652</u>	<u>\$ 112,955</u>	<u>\$ 126,834</u>	<u>\$ 13,879</u>

CITY OF STEUBENVILLE, OHIO
INDIVIDUAL FUND SCHEDULES
FUND DESCRIPTIONS - PROPRIETARY FUNDS

ENTERPRISE FUNDS

To account for the financing of costs (expenses, including depreciation) of providing goods or services to the general public on a continuing basis that are financed or recovered primarily through user charges.

Major Enterprise Funds

Water Fund

This fund accounts for the provision of water treatment and distribution to its residential and commercial users located within the City.

Sewer Fund

This fund accounts for the provision of sanitary sewer service to the residents and commercial users located within the City.

Refuse Fund

This fund accounts for the operations of providing refuse waste removal to the residents and commercial users located within the City.

INTERNAL SERVICE FUND

To account for the financing of services provided by one department or agency to other departments or agencies of the City on a cost-reimbursement basis.

Internal Service Fund

Health Assurance Fund

This fund accounts for health care claims for the City's employees.

CITY OF STEUBENVILLE, OHIO

SCHEDULE OF REVENUES, EXPENSES AND CHANGES IN
 FUND EQUITY - BUDGET AND ACTUAL (NON-GAAP BUDGETARY BASIS)
 WATER FUND
 FOR THE YEAR ENDED DECEMBER 31, 2022

	Budgeted Amounts		Actual	Variance with Final Budget Positive (Negative)
	Original	Final		
Operating revenues:				
Charges for services	\$ 7,396,800	\$ 8,146,600	\$ 7,935,392	\$ (211,208)
Other.	23,600	34,435	36,564	2,129
Total revenues	7,420,400	8,181,035	7,971,956	(209,079)
Operating expenses:				
Personal services.	2,168,294	2,309,952	2,234,365	75,587
Maintenance and operations	2,594,372	2,592,146	2,434,914	157,232
Capital outlay	7,950,376	1,550,592	1,543,787	6,805
Total expenses	12,713,042	6,452,690	6,213,066	239,624
Operating income (loss).	(5,292,642)	1,728,345	1,758,890	30,545
Nonoperating revenues (expenses):				
Investment income.	200	16,236	23,980	7,744
Note issuance	899,900	293,026	293,026	-
Debt service:				
Principal retirement	(2,652,997)	(2,680,896)	(2,660,035)	20,861
Interest and fiscal charges.	(450,000)	(489,135)	(467,135)	22,000
Total nonoperating revenues (expenses) . . .	(2,202,897)	(2,860,769)	(2,810,164)	50,605
Loss before transfers and capital contributions.	(7,495,539)	(1,132,424)	(1,051,274)	81,150
Net change in fund equity	(7,495,539)	(1,132,424)	(1,051,274)	81,150
Fund equity at beginning of year	4,424,801	4,424,801	4,424,801	-
Prior year encumbrances appropriated . . .	623,682	623,682	623,682	-
Fund equity at end of year	\$ (2,447,056)	\$ 3,916,059	\$ 3,997,209	\$ 81,150

CITY OF STEUBENVILLE, OHIO

SCHEDULE OF REVENUES, EXPENSES AND CHANGES IN
 FUND EQUITY - BUDGET AND ACTUAL (NON-GAAP BUDGETARY BASIS)
 SEWER FUND
 FOR THE YEAR ENDED DECEMBER 31, 2022

	Budgeted Amounts		Actual	Variance with Final Budget Positive (Negative)
	Original	Final		
Operating revenues:				
Charges for services	\$ 6,052,100	\$ 5,952,100	\$ 5,804,552	\$ (147,548)
Other.	29,700	33,831	36,770	2,939
Total revenues	6,081,800	5,985,931	5,841,322	(144,609)
Operating expenses:				
Personal services.	1,919,471	2,091,622	2,015,670	75,952
Maintenance and operations	2,360,727	2,507,468	2,314,806	192,662
Capital outlay	1,166,093	4,154,676	3,998,268	156,408
Total expenses	5,446,291	8,753,766	8,328,744	425,022
Operating income (loss)	635,509	(2,767,835)	(2,487,422)	280,413
Nonoperating revenues (expenses):				
Investment income.	200	14,786	22,137	7,351
Note issuance	6,158,300	2,106,277	2,344,864	238,587
Debt service:				
Principal retirement	(910,341)	(895,292)	(879,638)	15,654
Interest and fiscal charges.	(553,550)	(593,430)	(589,275)	4,155
Total nonoperating revenues (expenses) . . .	4,694,609	632,341	898,088	265,747
Income (loss) before capital contributions . .	5,330,118	(2,135,494)	(1,589,334)	546,160
Capital contributions.	-	779,767	779,767	-
Net change in fund equity	5,330,118	(1,355,727)	(809,567)	546,160
Fund equity at beginning of year	3,930,207	3,930,207	3,930,207	-
Prior year encumbrances appropriated . . .	1,584,827	1,584,827	1,584,827	-
Fund equity at end of year	\$ 10,845,152	\$ 4,159,307	\$ 4,705,467	\$ 546,160

CITY OF STEUBENVILLE, OHIO

SCHEDULE OF REVENUES, EXPENSES AND CHANGES IN
 FUND EQUITY - BUDGET AND ACTUAL (NON-GAAP BUDGETARY BASIS)
 REFUSE FUND
 FOR THE YEAR ENDED DECEMBER 31, 2022

	Budgeted Amounts		Actual	Variance with Final Budget Positive (Negative)
	Original	Final		
Operating revenues:				
Charges for services	\$ 1,861,800	\$ 1,861,800	\$ 1,832,073	\$ (29,727)
Other.	14,600	21,592	37,880	16,288
Total revenues	1,876,400	1,883,392	1,869,953	(13,439)
Operating expenses:				
Personal services.	1,434,249	1,431,736	1,408,802	22,934
Contractual services	468,266	535,328	523,725	11,603
Maintenance and operations	786,093	563,963	531,691	32,272
Total expenses	2,688,608	2,531,027	2,464,218	66,809
Operating loss	(812,208)	(647,635)	(594,265)	53,370
Nonoperating revenues:				
Investment income.	200	15,207	22,821	7,614
Net change in fund equity	(812,008)	(632,428)	(571,444)	60,984
Fund equity at beginning of year	3,235,722	3,235,722	3,235,722	-
Prior year encumbrances appropriated . . .	237,890	237,890	237,890	-
Fund equity at end of year	\$ 2,661,604	\$ 2,841,184	\$ 2,902,168	\$ 60,984

CITY OF STEUBENVILLE, OHIO

SCHEDULE OF REVENUES, EXPENSES AND CHANGES IN
 FUND EQUITY - BUDGET AND ACTUAL (NON-GAAP BUDGETARY BASIS)
 HEALTH ASSURANCE FUND
 FOR THE YEAR ENDED DECEMBER 31, 2022

	<u>Budgeted Amounts</u>		<u>Actual</u>	<u>Variance with Final Budget Positive (Negative)</u>
	<u>Original</u>	<u>Final</u>		
Operating revenues:				
Charges for services	\$ 3,530,700	\$ 4,290,712	\$ 3,999,124	\$ (291,588)
Stop-loss reimbursement	-	266,023	337,659	71,636
Other	5,000	29,357	66,503	37,146
Total revenues	<u>3,535,700</u>	<u>4,586,092</u>	<u>4,403,286</u>	<u>(182,806)</u>
Operating expenses:				
Claims	3,535,700	4,601,165	4,476,901	124,264
Other	70,540	163,412	163,402	10
Total expenses	<u>3,606,240</u>	<u>4,764,577</u>	<u>4,640,303</u>	<u>124,274</u>
Net change in fund equity	(70,540)	(178,485)	(237,017)	(58,532)
Fund equity at beginning of year	266,955	266,955	266,955	-
Prior year encumbrances appropriated	<u>70,540</u>	<u>70,540</u>	<u>70,540</u>	<u>-</u>
Fund equity at end of year	<u>\$ 266,955</u>	<u>\$ 159,010</u>	<u>\$ 100,478</u>	<u>\$ (58,532)</u>

CITY OF STEUBENVILLE, OHIO
INDIVIDUAL FUND SCHEDULES
FUND DESCRIPTION - CUSTODIAL FUND

Custodial Fund

Custodial funds are used to report fiduciary activities that are not required to be reported in pension (and other employee benefit) trust funds, investment trust funds, or private-purpose trust funds.

Municipal Court Fund

This fund accounts for fines and forfeitures collected by the City's Municipal Court on behalf of other governments.

THIS PAGE IS INTENTIONALLY LEFT BLANK

STATISTICAL SECTION

CITY OF STEUBENVILLE, OHIO
STATISTICAL SECTION

This part of the City of Steubenville's Annual Comprehensive Financial Report presents detailed information as a context for understanding what the information in the financial statements, note disclosures, and required supplementary information says about the City's overall financial health.

<u>Contents</u>	<u>Page</u>
Financial Trends These schedules contain trend information to help the reader understand how the City's financial performance and well-being have changed over time.	202-215
Revenue Capacity These schedules contain information to help the reader assess the City's most significant local revenue sources, income and property taxes.	216-222
Debt Capacity These schedules present information to help the reader assess the affordability of the City's current levels of outstanding debt and the City's ability to issue additional debt in the future.	224-233
Demographic and Economic Information These schedules offer demographic and economic indicators to help the reader understand the environment within which the City's financial activities take place.	234-235
Operating Information These schedules contain service and infrastructure data to help the reader understand how the information in the City's financial report relates to the services the City provides and the activities it performs.	236-241

CITY OF STEUBENVILLE, OHIO

NET POSITION BY COMPONENT
LAST TEN YEARS
(ACCRUAL BASIS OF ACCOUNTING)

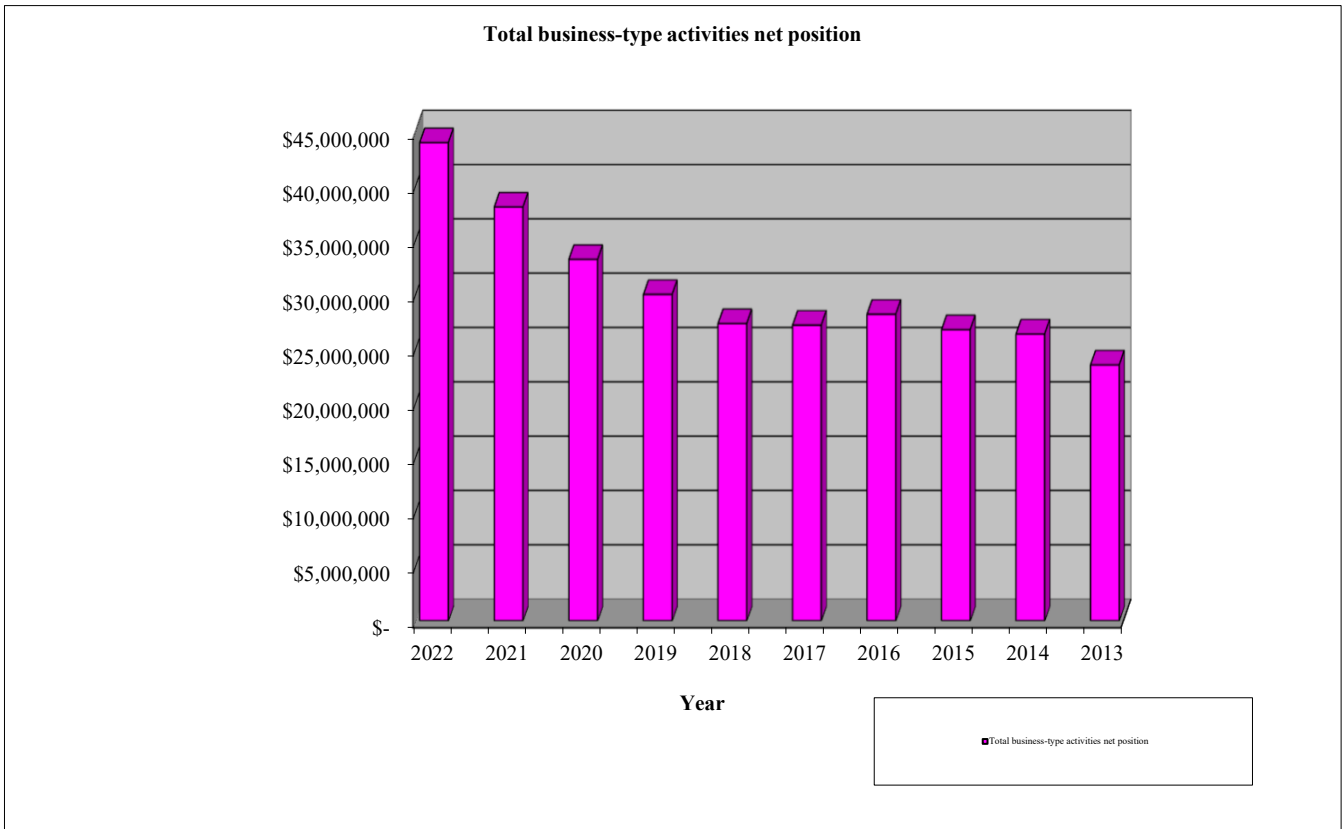
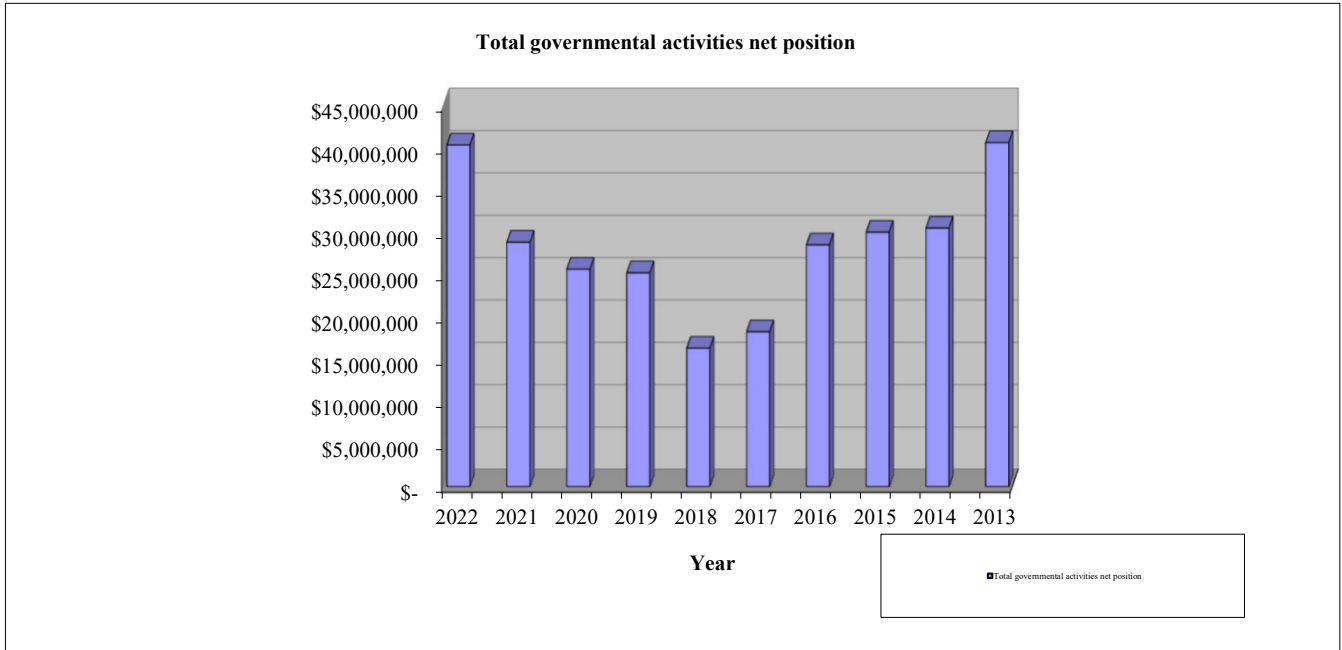
	<u>2022</u>	<u>2021</u>	<u>2020</u>	<u>2019</u>
Governmental activities:				
Net investment in capital assets	\$ 32,767,122	\$ 33,355,394	\$ 33,326,389	\$ 33,046,072
Restricted for:				
Capital projects	36,709	199,422	8,488	148,487
Street construction, maintenance and repair	1,981,225	1,869,050	1,694,158	1,616,322
Police and fire	30,760	10,699	58,272	88,277
Municipal court improvements	74,990	64,004	54,623	62,042
Community development projects	1,051,834	1,189,272	1,327,761	978,800
Court programs	338,453	370,478	202,979	263,255
Other purposes	576,517	491,678	600,887	481,193
Unrestricted (deficit)	3,482,797	(8,689,295)	(11,596,250)	(11,429,446)
Total governmental activities net position	<u>\$ 40,340,407</u>	<u>\$ 28,860,702</u>	<u>\$ 25,677,307</u>	<u>\$ 25,255,002</u>
Business-type activities:				
Net investment in capital assets	\$ 36,296,205	\$ 33,427,803	\$ 31,577,344	\$ 27,938,441
Unrestricted	7,698,642	4,638,289	1,666,599	2,080,044
Total business-type activities net position	<u>\$ 43,994,847</u>	<u>\$ 38,066,092</u>	<u>\$ 33,243,943</u>	<u>\$ 30,018,485</u>
Total primary government:				
Net investment in capital assets	\$ 69,063,327	\$ 66,783,197	\$ 64,903,733	\$ 60,984,513
Restricted for:				
Capital projects	36,709	199,422	8,488	148,487
Street construction, maintenance and repair	1,981,225	1,869,050	1,694,158	1,616,322
Police and fire	30,760	10,699	58,272	88,277
Court computer	74,990	64,004	54,623	62,042
Community development projects	1,051,834	1,189,272	1,327,761	978,800
Court programs	338,453	370,478	202,979	263,255
Emergency management	-	-	-	-
Other purposes	576,517	491,678	600,887	481,193
Unrestricted (deficit)	11,181,439	(4,051,006)	(9,929,651)	(9,349,402)
Total primary government net position	<u>\$ 84,335,254</u>	<u>\$ 66,926,794</u>	<u>\$ 58,921,250</u>	<u>\$ 55,273,487</u>

Source: City financial records

2018	2017	2016	2015	2014	2013
\$ 32,526,938	\$ 33,099,183	\$ 31,429,821	\$ 31,655,663	\$ 31,621,010	\$ 29,968,932
183,260	189,969	181,122	168,289	282,850	273,468
1,316,213	1,376,077	1,207,686	1,138,040	1,750,025	4,801,831
164,678	240,530	32,209	31,173	32,516	35,395
75,082	86,225	118,430	109,356	99,258	91,867
965,087	963,685	1,067,319	1,012,633	1,177,269	1,204,789
196,078	179,410	181,108	164,711	108,757	103,236
393,820	448,785	459,220	339,614	367,539	215,047
(19,476,765)	(18,299,212)	(6,129,941)	(4,582,828)	(4,911,687)	3,932,979
<u>\$ 16,344,391</u>	<u>\$ 18,284,652</u>	<u>\$ 28,546,974</u>	<u>\$ 30,036,651</u>	<u>\$ 30,527,537</u>	<u>\$ 40,627,544</u>
\$ 25,257,596	\$ 23,326,413	\$ 20,119,667	\$ 18,461,579	\$ 15,606,124	\$ 14,664,196
2,079,840	3,862,850	8,073,856	8,309,781	10,773,111	8,858,962
<u>\$ 27,337,436</u>	<u>\$ 27,189,263</u>	<u>\$ 28,193,523</u>	<u>\$ 26,771,360</u>	<u>\$ 26,379,235</u>	<u>\$ 23,523,158</u>
\$ 57,784,534	\$ 56,425,596	\$ 51,549,488	\$ 50,117,242	\$ 47,227,134	\$ 44,633,128
183,260	189,969	181,122	168,289	282,850	273,468
1,316,213	1,376,077	1,207,686	1,138,040	1,750,025	4,801,831
164,678	240,530	32,209	31,173	32,516	35,395
75,082	86,225	118,430	109,356	99,258	91,867
965,087	963,685	1,067,319	1,012,633	1,177,269	1,204,789
196,078	179,410	181,108	164,711	108,757	103,236
-	-	-	-	-	-
393,820	448,785	459,220	339,614	367,539	215,047
(17,396,925)	(14,436,362)	1,943,915	3,726,953	5,861,424	12,791,941
<u>\$ 43,681,827</u>	<u>\$ 45,473,915</u>	<u>\$ 56,740,497</u>	<u>\$ 56,808,011</u>	<u>\$ 56,906,772</u>	<u>\$ 64,150,702</u>

CITY OF STEUBENVILLE, OHIO

**NET POSITION CHART BY YEAR
LAST TEN YEARS
(ACCRUAL BASIS OF ACCOUNTING)**



Source: City financial records.

THIS PAGE IS INTENTIONALLY LEFT BLANK

CITY OF STEUBENVILLE, OHIO

CHANGES IN NET POSITION
LAST TEN YEARS
(ACCRUAL BASIS OF ACCOUNTING)

	<u>2022</u>	<u>2021</u>	<u>2020</u>	<u>2019</u>
Program revenues:				
Governmental activities:				
Charges for services:				
General government	\$ 1,151,985	\$ 925,158	\$ 980,857	\$ 846,639
Security of persons and property	956,202	845,475	240,200	7,850
Public health and welfare	11,817	-	-	-
Transportation	59,468	25,603	13,112	114,810
Community environment	369,055	288,048	224,199	507,117
Leisure time activity	37,091	28,232	12,655	39,134
Operating grants and contributions	12,121,881	2,427,565	4,057,941	1,745,954
Capital grants and contributions	<u>1,077,788</u>	<u>1,226,675</u>	<u>757,184</u>	<u>3,084,700</u>
Total governmental activities program revenues	<u>15,785,287</u>	<u>5,766,756</u>	<u>6,286,148</u>	<u>6,346,204</u>
Business-type activities:				
Charges for services:				
Water	8,129,624	7,475,994	7,494,363	7,415,631
Sewer	5,945,952	5,484,541	5,427,298	5,353,569
Refuse	2,045,941	1,881,189	1,679,509	1,766,866
Operating grants & contributions	-	-	-	1,246,858
Capital grants and contributions	<u>860,563</u>	<u>356,618</u>	<u>886,172</u>	<u>1,203,627</u>
Total business-type activities program revenues	<u>16,982,080</u>	<u>15,198,342</u>	<u>15,487,342</u>	<u>16,986,551</u>
Total primary government	<u>\$ 32,767,367</u>	<u>\$ 20,965,098</u>	<u>\$ 21,773,490</u>	<u>\$ 23,332,755</u>
Expenses:				
Governmental activities:				
General government	\$ 3,844,208	\$ 3,450,355	\$ 4,217,928	\$ 4,176,909
Security of persons and property	9,745,235	8,951,878	10,208,598	878,537
Public health and welfare	130,828	80,153	103,061	86,721
Transportation	4,312,120	3,729,574	4,406,112	4,530,369
Community environment	516,611	573,762	618,801	523,385
Leisure time activity	1,053,087	845,713	921,798	939,164
Interest and fiscal charges	<u>217,429</u>	<u>226,216</u>	<u>246,313</u>	<u>263,606</u>
Total governmental activities expenses	<u>19,819,518</u>	<u>17,857,651</u>	<u>20,722,611</u>	<u>11,398,691</u>
Business-type activities:				
Water	5,276,002	4,461,041	5,493,675	7,610,308
Sewer	4,441,598	4,204,039	4,875,637	4,764,433
Refuse	<u>2,185,169</u>	<u>1,768,216</u>	<u>2,410,297</u>	<u>2,446,939</u>
Total business-type activities expenses	<u>11,902,769</u>	<u>10,433,296</u>	<u>12,779,609</u>	<u>14,821,680</u>
Total primary government	<u>\$ 31,722,287</u>	<u>\$ 28,290,947</u>	<u>\$ 33,502,220</u>	<u>\$ 26,220,371</u>
Net (expense) revenue:				
Governmental activities	\$ (4,034,231)	\$ (12,090,895)	\$ (14,436,463)	\$ (5,052,487)
Business-type activities	<u>5,079,311</u>	<u>4,765,046</u>	<u>2,707,733</u>	<u>2,164,871</u>
Total primary government net expense	<u>\$ 1,045,080</u>	<u>\$ (7,325,849)</u>	<u>\$ (11,728,730)</u>	<u>\$ (2,887,616)</u>

2018	2017	2016	2015	2014	2013
\$ 912,118	\$ 1,003,695	\$ 968,412	\$ 904,621	\$ 1,039,119	\$ 1,019,762
7,190	215,850	6,166	13,730	15,614	16,202
-	104,587	286,766	252,086	241,025	237,519
67,345	22,851	106,068	79,712	124,182	201,701
278,945	260,494	191,813	220,178	173,887	179,916
40,553	36,047	43,327	28,374	44,536	52,863
1,431,526	1,520,203	2,042,812	2,043,064	1,652,528	2,983,006
962,072	3,322,049	784,409	569,297	1,229,473	1,869,869
<u>3,699,749</u>	<u>6,485,776</u>	<u>4,429,773</u>	<u>4,111,062</u>	<u>4,520,364</u>	<u>6,560,838</u>
6,319,648	6,304,482	6,309,271	5,989,762	5,956,995	5,267,519
3,909,452	3,671,555	3,814,237	3,836,102	3,842,815	4,231,045
1,861,153	1,858,135	1,954,432	2,291,388	2,243,643	2,220,288
-	-	-	-	-	-
-	532,019	57,000	301,700	106,738	84,234
<u>12,090,253</u>	<u>12,366,191</u>	<u>12,134,940</u>	<u>12,418,952</u>	<u>12,150,191</u>	<u>11,803,086</u>
<u>\$ 15,790,002</u>	<u>\$ 18,851,967</u>	<u>\$ 16,564,713</u>	<u>\$ 16,530,014</u>	<u>\$ 16,670,555</u>	<u>\$ 18,363,924</u>
\$ 3,580,348	\$ 3,917,931	\$ 3,242,172	\$ 3,225,266	\$ 2,918,782	\$ 2,963,682
9,621,517	8,566,230	8,785,738	7,719,461	7,038,402	7,194,554
132,582	275,602	532,254	591,661	573,512	634,498
4,263,293	3,628,421	3,507,256	3,613,574	3,215,726	3,397,420
647,462	775,607	1,238,946	793,755	681,418	1,681,840
820,550	832,191	726,855	825,576	796,512	719,238
280,109	322,644	294,219	294,889	291,849	268,026
<u>19,345,861</u>	<u>18,318,626</u>	<u>18,327,440</u>	<u>17,064,182</u>	<u>15,516,201</u>	<u>16,859,258</u>
5,350,304	4,994,976	4,860,258	6,544,983	4,832,198	4,568,647
4,394,859	4,059,096	4,133,204	4,141,443	4,283,771	3,630,546
2,761,915	2,818,098	1,675,400	1,463,393	1,313,113	1,307,220
<u>12,507,078</u>	<u>11,872,170</u>	<u>10,668,862</u>	<u>12,149,819</u>	<u>10,429,082</u>	<u>9,506,413</u>
<u>\$ 31,852,939</u>	<u>\$ 30,190,796</u>	<u>\$ 28,996,302</u>	<u>\$ 29,214,001</u>	<u>\$ 25,945,283</u>	<u>\$ 26,365,671</u>
\$ (15,646,112)	\$ (11,832,850)	\$ (13,897,667)	\$ (12,953,120)	\$ (10,995,837)	\$ (10,298,420)
(416,825)	494,021	1,466,078	269,133	1,721,109	2,296,673
<u>\$ (16,062,937)</u>	<u>\$ (11,338,829)</u>	<u>\$ (12,431,589)</u>	<u>\$ (12,683,987)</u>	<u>\$ (9,274,728)</u>	<u>\$ (8,001,747)</u>

CITY OF STEUBENVILLE, OHIO

CHANGES IN NET POSITION
LAST TEN YEARS (CONTINUED)
(ACCRUAL BASIS OF ACCOUNTING)

	<u>2022</u>	<u>2021</u>	<u>2020</u>	<u>2019</u>
General revenues and other changes in net position:				
Governmental activities:				
Taxes:				
Property taxes levied for:				
General purposes	\$ 1,163,776	\$ 1,127,940	\$ 1,073,132	\$ 1,028,752
Debt service	244,844	227,406	219,925	211,227
Municipal income taxes levied for:				
General purposes	11,398,361	10,890,237	9,368,119	9,651,374
Street improvement	776,868	756,631	739,914	718,918
Equipment improvement	295,395	292,518	302,058	286,201
Recreation	98,465	97,506	100,686	95,401
Other taxes:				
Hotel occupancy tax	289,547	294,642	258,034	371,837
Permissive motor vehicle license tax	267,511	289,690	-	-
Grants and entitlements				
not restricted to specific programs	1,086,793	1,005,331	884,112	881,609
Investment earnings	153,178	1,380	51,161	152,474
Other	408,490	327,668	2,007,353	565,305
Transfers	<u>(669,292)</u>	<u>(36,659)</u>	<u>(145,726)</u>	<u>-</u>
Total governmental activities	<u>15,513,936</u>	<u>15,274,290</u>	<u>14,858,768</u>	<u>13,963,098</u>
Business-type activities:				
Investment earnings	68,938	498	25,867	104,559
Royalties	-	-	92,463	227,032
Other	111,214	19,946	253,669	184,587
Oil & gas lease revenue	-	-	-	-
Special item	-	-	-	-
Transfers	<u>669,292</u>	<u>36,659</u>	<u>145,726</u>	<u>-</u>
Total business-type activities	<u>849,444</u>	<u>57,103</u>	<u>517,725</u>	<u>516,178</u>
Total primary government	<u>\$ 16,363,380</u>	<u>\$ 15,331,393</u>	<u>\$ 15,376,493</u>	<u>\$ 14,479,276</u>
Change in net position:				
Governmental activities	\$ 11,479,705	\$ 3,183,395	\$ 422,305	\$ 8,910,611
Business-type activities	<u>5,928,755</u>	<u>4,822,149</u>	<u>3,225,458</u>	<u>2,681,049</u>
Total primary government	<u>\$ 17,408,460</u>	<u>\$ 8,005,544</u>	<u>\$ 3,647,763</u>	<u>\$ 11,591,660</u>

Source: City financial records

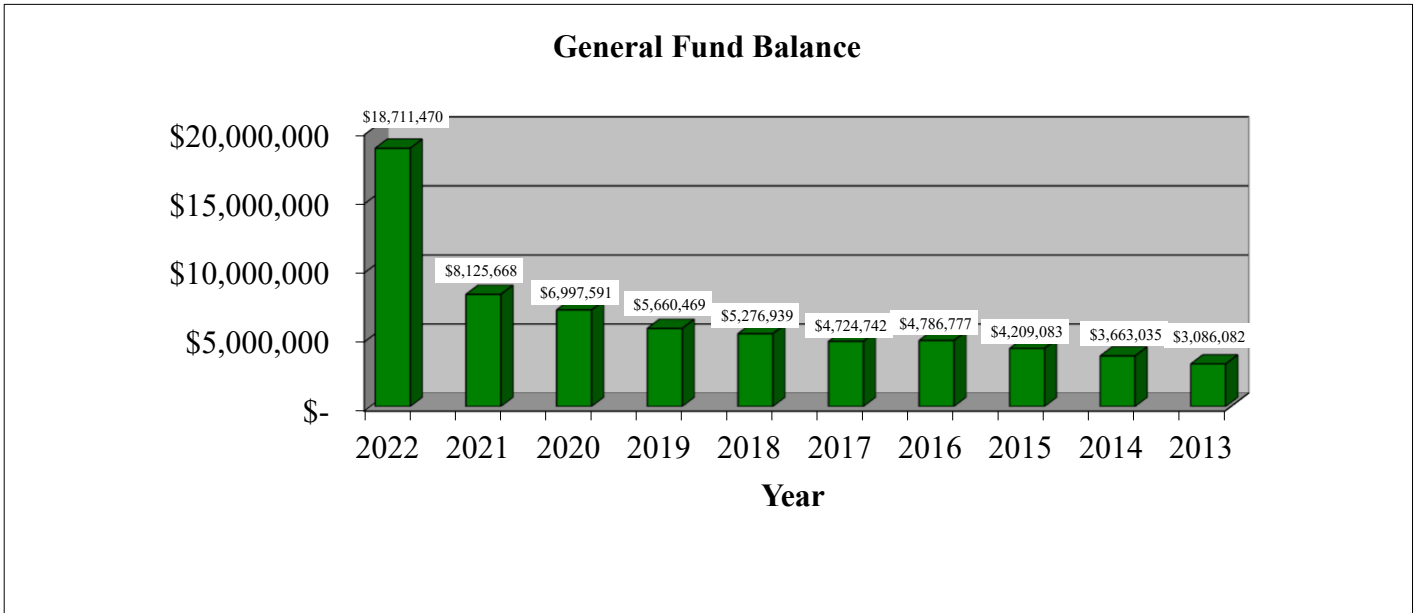
<u>2018</u>	<u>2017</u>	<u>2016</u>	<u>2015</u>	<u>2014</u>	<u>2013</u>
\$ 1,051,004	\$ 1,058,482	\$ 1,042,099	\$ 951,459	\$ 940,815	\$ 916,282
219,833	218,955	216,903	204,206	203,185	198,808
9,725,996	9,094,023	8,789,657	8,622,606	8,376,021	8,822,516
732,424	748,367	702,410	703,363	703,978	758,523
292,992	310,558	288,117	290,881	294,506	319,027
97,664	103,519	96,039	96,960	98,169	106,342
320,332	289,645	220,403	319,548	396,254	307,047
-	-	-	-	-	-
818,371	832,759	863,425	852,143	907,314	1,169,401
33,086	2,497	5,477	1,892	1,972	3,357
381,974	340,367	126,718	239,673	386,495	222,471
-	(5,670)	56,742	179,503	90,785	-
<u>13,673,676</u>	<u>12,993,502</u>	<u>12,407,990</u>	<u>12,462,234</u>	<u>12,399,494</u>	<u>12,823,774</u>
-	-	-	-	-	-
482,128	-	-	-	-	-
82,870	78,921	12,827	302,495	149,043	105,187
-	-	-	-	-	-
-	-	-	-	3,040,000	1,575,899
-	5,670	(56,742)	(179,503)	(90,785)	-
<u>564,998</u>	<u>84,591</u>	<u>(43,915)</u>	<u>122,992</u>	<u>3,098,258</u>	<u>1,681,086</u>
<u>\$ 14,238,674</u>	<u>\$ 13,078,093</u>	<u>\$ 12,364,075</u>	<u>\$ 12,585,226</u>	<u>\$ 15,497,752</u>	<u>\$ 14,504,860</u>
\$ (1,972,436)	\$ 1,160,652	\$ (1,489,677)	\$ (490,886)	\$ 1,403,657	\$ 2,525,354
148,173	578,612	1,422,163	392,125	4,819,367	3,977,759
<u>\$ (1,824,263)</u>	<u>\$ 1,739,264</u>	<u>\$ (67,514)</u>	<u>\$ (98,761)</u>	<u>\$ 6,223,024</u>	<u>\$ 6,503,113</u>

CITY OF STEUBENVILLE, OHIO

FUND BALANCES, GOVERNMENTAL FUNDS
LAST TEN YEARS
(MODIFIED ACCRUAL BASIS OF ACCOUNTING)

	<u>2022</u>	<u>2021</u>	<u>2020</u>	<u>2019</u>	<u>2018</u>	<u>2017</u>
General fund:						
Nonspendable	\$ 470,036	\$ 413,139	\$ 494,899	\$ 330,342	\$ 356,140	\$ 339,279
Assigned	9,811,516	808,230	518,817	481,619	710,404	707,091
Unassigned	8,429,918	6,904,299	5,983,875	4,848,508	4,210,395	3,678,372
Total general fund	<u>\$18,711,470</u>	<u>\$ 8,125,668</u>	<u>\$ 6,997,591</u>	<u>\$ 5,660,469</u>	<u>\$ 5,276,939</u>	<u>\$ 4,724,742</u>
All other governmental funds:						
Nonspendable	\$ 108,742	\$ 113,149	\$ 58,065	\$ 101,839	\$ 117,940	\$ 41,250
Restricted	2,505,291	2,269,371	2,253,807	2,096,455	2,046,170	2,296,470
Committed	2,841,268	2,789,036	2,736,999	2,749,619	3,022,844	2,511,961
Unassigned (deficit)	-	(143,110)	-	-	-	-
Total all other governmental funds	<u>\$ 5,455,301</u>	<u>\$ 5,028,446</u>	<u>\$ 5,048,871</u>	<u>\$ 4,947,913</u>	<u>\$ 5,186,954</u>	<u>\$ 4,849,681</u>

Source: City financial records



<u>2016</u>	<u>2015</u>	<u>2014</u>	<u>2013</u>
\$ 335,584	\$ 243,792	\$ 245,030	\$ 233,270
1,538,914	1,716,997	1,520,850	1,770,542
<u>2,912,279</u>	<u>2,248,294</u>	<u>1,897,155</u>	<u>1,082,270</u>
<u>\$ 4,786,777</u>	<u>\$ 4,209,083</u>	<u>\$ 3,663,035</u>	<u>\$ 3,086,082</u>
\$ 367,154	\$ 191,255	\$ 53,783	\$ 43,230
1,890,930	2,376,814	2,751,828	1,527,646
3,082,600	3,366,095	2,970,141	1,316,247
-	-	-	(160,843)
<u>\$ 5,340,684</u>	<u>\$ 5,934,164</u>	<u>\$ 5,775,752</u>	<u>\$ 2,726,280</u>

CITY OF STEUBENVILLE, OHIO

CHANGES IN FUND BALANCES, GOVERNMENTAL FUNDS
LAST TEN YEARS
(MODIFIED ACCRUAL BASIS OF ACCOUNTING)

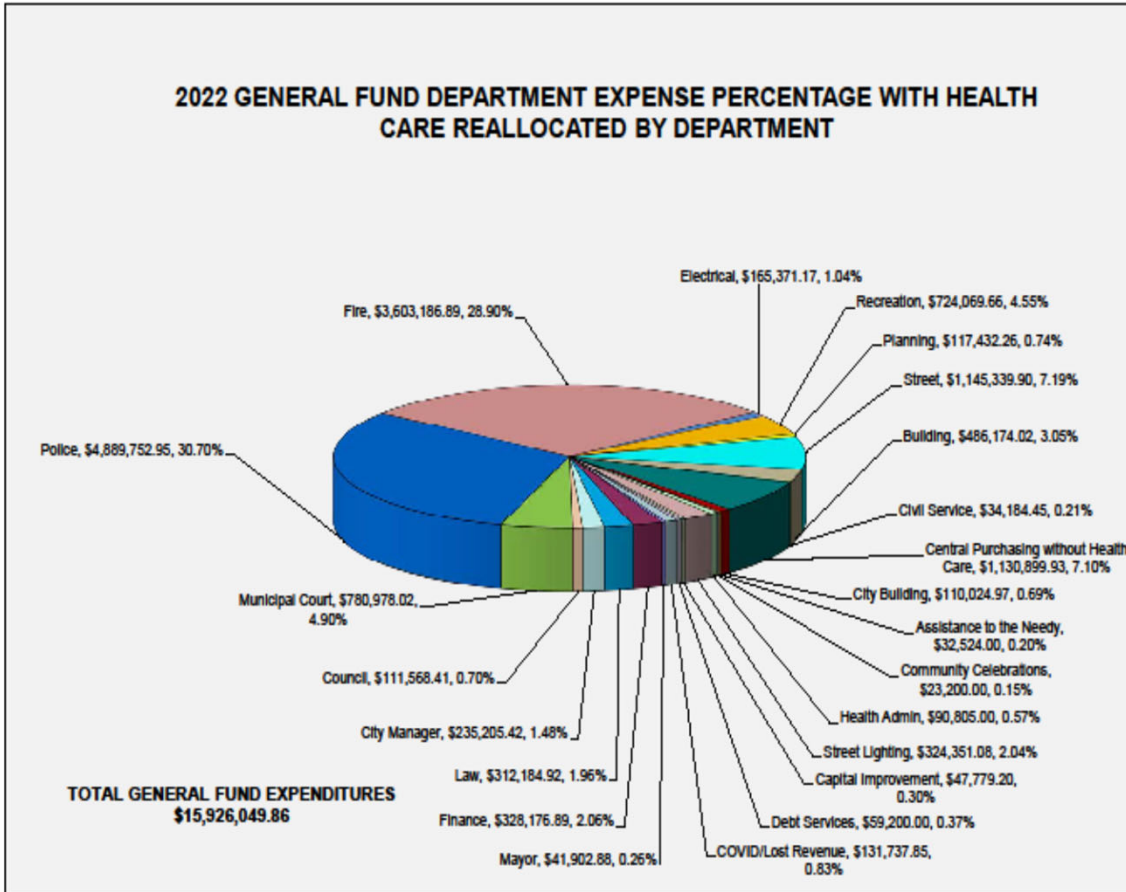
	<u>2022</u>	<u>2021</u>	<u>2020</u>	<u>2019</u>
Revenues				
Taxes	\$ 14,693,469	\$ 13,946,835	\$ 12,139,299	\$ 12,503,229
Charges for services	1,042,803	884,977	96,922	31,824
Licenses and permits	800,828	660,010	602,929	968,871
Fines and forfeitures	328,364	342,434	347,535	412,149
Intergovernmental	14,668,948	4,508,007	5,743,547	5,050,637
Special assessments	134,100	100,535	97,041	23,518
Investment income	153,178	1,382	56,142	155,161
Rental income	297,691	75,736	75,708	77,838
Contributions and donations	1,735	3,304	23,675	6,555
Other	406,755	313,025	2,049,700	562,648
Total revenues	<u>32,527,871</u>	<u>20,836,245</u>	<u>21,232,498</u>	<u>19,792,430</u>
Expenditures				
Current:				
General government	4,387,875	4,421,864	3,865,307	3,585,501
Security of persons and property	9,787,360	8,544,305	9,577,671	8,333,023
Public health and welfare	130,828	80,153	103,061	86,721
Transportation	2,196,804	1,918,489	1,967,200	2,041,775
Community environment	503,082	662,961	557,985	459,492
Leisure time activity	798,211	651,174	501,577	505,325
Capital outlay	3,228,056	2,982,859	2,744,559	4,163,749
Debt service:				
Principal retirement	258,408	248,475	161,420	160,081
Interest and fiscal charges	224,590	233,313	238,327	243,169
Bond issuance cost	-	-	-	-
Payment of accreted interest on CABs	-	-	77,311	74,080
Total expenditures	<u>21,515,214</u>	<u>19,743,593</u>	<u>19,794,418</u>	<u>19,652,916</u>
Excess of revenues over (under) expenditures	<u>11,012,657</u>	<u>1,092,652</u>	<u>1,438,080</u>	<u>139,514</u>
Other financing sources (uses)				
Bonds issued	-	-	-	-
Premium on bonds	-	-	-	-
Sale of capital assets	-	15,000	-	4,975
Transfers in	-	-	-	-
Transfers (out)	-	-	-	-
Total other financing sources (uses)	<u>-</u>	<u>15,000</u>	<u>-</u>	<u>4,975</u>
Net change in fund balances	<u>\$ 11,012,657</u>	<u>\$ 1,107,652</u>	<u>\$ 1,438,080</u>	<u>\$ 144,489</u>
Capital expenditures	2,997,884	3,152,726	2,926,066	3,767,916
Debt service as a percentage of noncapital expenditures.	2.61%	2.90%	2.83%	3.00%

Source: City financial records

2018	2017	2016	2015	2014	2013
\$ 12,570,704	\$ 11,525,402	\$ 11,508,036	\$ 11,675,407	\$ 11,129,961	\$ 10,941,486
33,728	32,085	32,814	46,755	52,638	58,640
730,160	798,655	982,626	926,413	893,575	1,003,244
394,113	641,032	366,973	329,193	382,097	434,304
3,103,568	4,361,087	3,701,004	3,596,867	5,482,153	4,708,251
47,405	105,552	78,628	168,227	96,479	31,943
33,096	2,509	6,533	1,902	1,982	3,357
96,489	108,869	103,446	108,544	129,643	138,587
11,504	6,770	12,937	7,073	11,390	52,925
380,978	345,091	114,013	241,388	375,019	209,726
<u>17,401,745</u>	<u>17,927,052</u>	<u>16,907,010</u>	<u>17,101,769</u>	<u>18,554,937</u>	<u>17,582,463</u>
3,219,109	3,437,774	2,992,451	3,151,213	2,696,811	2,587,744
8,030,538	7,581,009	7,335,812	7,452,012	7,005,187	6,885,508
132,582	274,567	550,708	593,208	639,995	635,243
1,829,303	1,617,066	1,585,546	1,779,687	1,518,671	1,594,075
560,099	386,281	1,010,255	650,823	500,175	1,268,090
428,411	413,411	380,286	459,277	490,645	367,899
1,865,510	4,291,608	2,583,637	1,786,730	2,600,886	4,170,686
159,509	131,737	224,249	268,573	243,199	265,135
249,131	281,698	261,552	269,650	239,611	251,182
-	-	-	-	25,712	-
70,258	65,739	-	-	-	-
<u>16,544,450</u>	<u>18,480,890</u>	<u>16,924,496</u>	<u>16,411,173</u>	<u>15,960,892</u>	<u>18,025,562</u>
<u>857,295</u>	<u>(553,838)</u>	<u>(17,486)</u>	<u>690,596</u>	<u>2,594,045</u>	<u>(443,099)</u>
-	-	-	-	1,000,000	-
-	-	-	-	31,224	-
-	800	1,700	13,864	1,156	3,100
-	-	11,000	18,500	52,993	27,956
-	-	(11,000)	(18,500)	(52,993)	(27,956)
<u>-</u>	<u>800</u>	<u>1,700</u>	<u>13,864</u>	<u>1,032,380</u>	<u>3,100</u>
<u>\$ 857,295</u>	<u>\$ (553,038)</u>	<u>\$ (15,786)</u>	<u>\$ 704,460</u>	<u>\$ 3,626,425</u>	<u>\$ (439,999)</u>
1,724,350	5,130,917	2,136,330	1,578,054	2,340,972	3,557,473
3.23%	3.59%	3.29%	3.63%	3.54%	3.57%

CITY OF STEUBENVILLE, OHIO

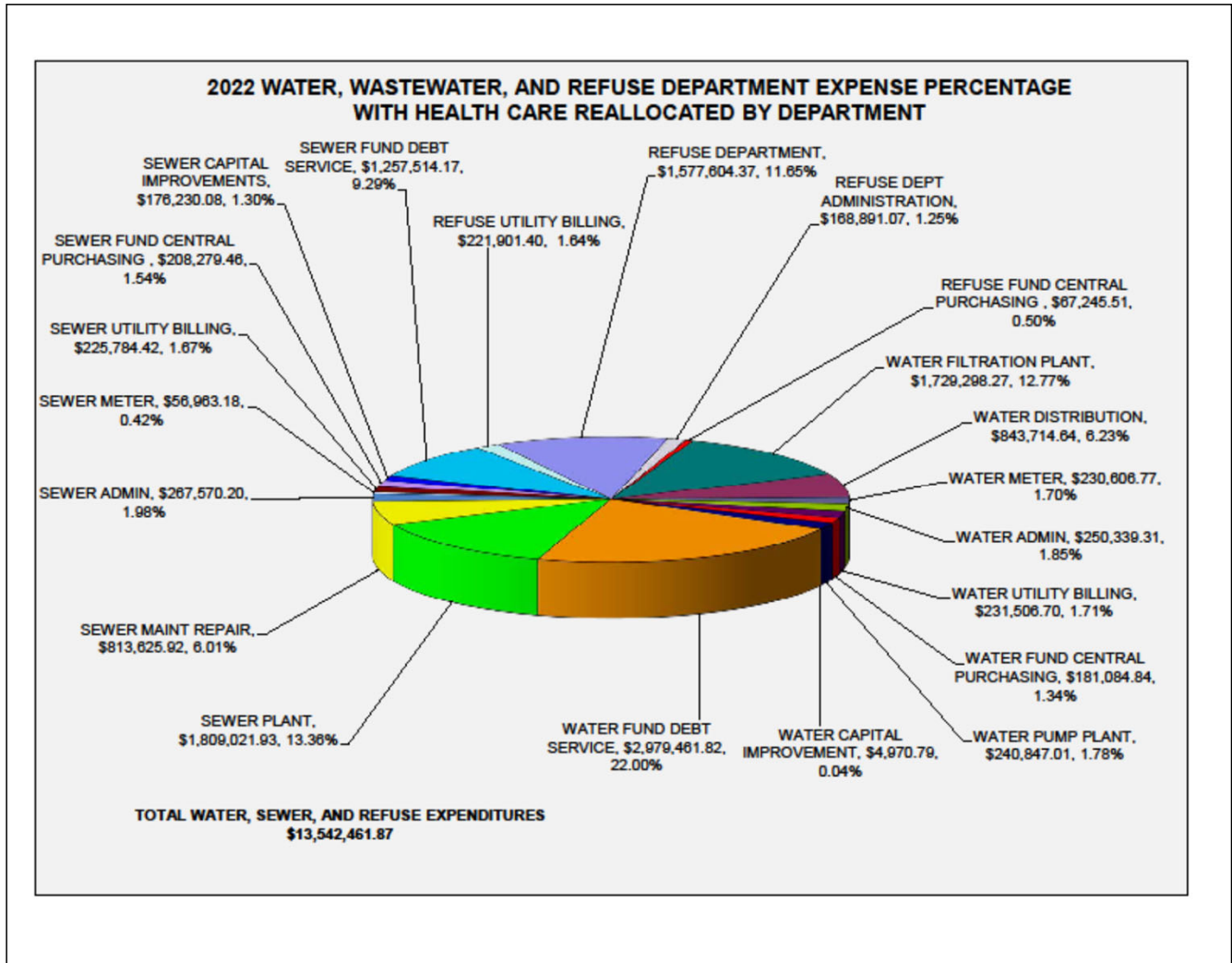
GENERAL FUND EXPENDITURES CHART BY DEPARTMENT
CURRENT YEAR
(CASH BASIS)



Source: City financial records.

CITY OF STEUBENVILLE, OHIO

ENTERPRISE FUNDS EXPENSES BY DEPARTMENT
CURRENT YEAR
(CASH BASIS)



Source: City financial records.

CITY OF STEUBENVILLE, OHIO

ASSESSED VALUATION AND ESTIMATED ACTUAL VALUE OF TAXABLE PROPERTY
LAST TEN YEARS

Collection Year	Real Property		Public Utility Property	
	Assessed Value	Estimated Actual Value (a)	Assessed Value	Estimated Actual Value (b)
2022	\$ 247,636,710	\$ 707,533,457	\$ 29,721,150	\$ 33,774,034
2021	227,308,600	649,453,143	27,911,280	31,717,364
2020	230,281,140	657,946,114	24,634,500	27,993,750
2019	225,502,640	644,293,257	22,653,730	25,742,875
2018	226,548,120	647,280,343	21,311,030	24,217,080
2017	226,602,510	647,435,743	19,742,340	22,434,477
2016	226,442,830	646,979,514	19,141,360	21,751,545
2015	226,820,990	648,059,971	15,812,610	17,968,875
2014	224,014,650	640,041,857	14,191,520	16,126,727
2013	224,091,290	640,260,829	13,453,550	15,288,125

Source: Jefferson County, Ohio; Auditor's Office

(a) Real property is assessed at 35% of actual value. Real property taxes collected in a calendar year are levied as of January 1 of that year based on assessed values as of January 1 of the preceding year.

(b) Public utility is assessed at 88% of actual value. Public utility real and tangible property taxes collected in a calendar year are levied in the preceding calendar year based on assessed values determined as of December 31 of the second preceding year.

Total

Assessed Value	Estimated Actual Value	Ratio	Total Direct Tax Rate
\$ 277,357,860	\$ 741,307,491	37.41%	\$ 8.20
255,219,880	681,170,506	37.47%	8.20
254,915,640	685,939,864	37.16%	8.20
248,156,370	670,036,132	37.04%	8.20
247,859,150	671,497,422	36.91%	8.20
246,344,850	669,870,220	36.78%	8.20
245,584,190	668,731,060	36.72%	8.20
242,633,600	666,028,846	36.43%	8.20
238,206,170	656,168,584	36.30%	8.20
237,544,840	655,548,954	36.24%	8.20

CITY OF STEUBENVILLE, OHIO

DIRECT AND OVERLAPPING PROPERTY TAX RATES
(RATE PER \$1,000 OF ASSESSED VALUE)
LAST TEN YEARS

Collection Year	City Direct Rates				Overlapping Rates				
	Operating	Debt Service	Police and Fire Pension	Total Direct Rate	Jefferson County	Steubenville City School District	Jefferson County Joint Vocational School	Steel Valley Regional Transit Authority	
2022	\$ 6.60	\$ 1.00	\$ 0.60	\$ 8.20	\$ 11.05	\$ 33.95	\$ 2.50	\$ 1.50	
2021	6.60	1.00	0.60	8.20	11.05	33.95	2.50	1.50	
2020	6.60	1.00	0.60	8.20	11.05	33.95	2.50	1.50	
2019	6.60	1.00	0.60	8.20	11.05	33.95	2.50	1.50	
2018	6.60	1.00	0.60	8.20	11.05	33.95	2.50	1.50	
2017	6.60	1.00	0.60	8.20	12.15	35.35	2.50	1.50	
2016	6.60	1.00	0.60	8.20	12.15	35.35	2.50	1.50	
2015	6.60	1.00	0.60	8.20	12.15	35.35	2.50	1.50	
2014	6.60	1.00	0.60	8.20	11.95	35.35	2.50	1.50	
2013	6.60	1.00	0.60	8.20	11.95	35.35	1.50	1.50	

Source: Jefferson County, Ohio; Auditor's Office

Overlapping Rates (continued)

Eastern Gateway Community College	Indian Creek Local School District	Public Library of Steubenville and Jefferson County	Total Overlapping Rates	Total Direct and Overlapping Rates
\$ 1.00	\$ 49.15	\$ 1.00	\$ 100.15	\$ 108.35
1.00	49.15	1.00	100.15	108.35
1.00	49.15	1.00	100.15	108.35
1.00	49.15	1.00	100.15	108.35
1.00	42.65	1.00	93.65	101.85
1.00	42.65	1.00	96.15	104.35
1.00	42.65	1.00	96.15	104.35
1.00	42.65	1.00	96.15	104.35
1.00	42.65	1.00	95.95	104.15
1.00	42.65	1.00	94.95	103.15

CITY OF STEUBENVILLE, OHIO

PRINCIPAL PROPERTY TAXPAYERS
CURRENT YEAR AND NINE YEARS AGO

December 31, 2022			
Taxpayer	Taxable Assessed Value	Rank	Percentage of Assessed Value
Ohio Power Company	\$ 19,506,550	1	7.03%
Columbia Gas of Ohio, Inc.	10,121,700	2	3.65%
Hollywood Center, Inc.	3,216,370	3	1.16%
Wal-Mart Associates, Inc.	2,964,540	4	1.07%
Ft. Steuben Mall Realty Holding LLC	2,948,660	5	1.06%
Laurels of Steubenville LLC	2,139,930	6	0.77%
Carriage Inn of Steubenville, Inc.	2,133,000	7	0.77%
Tri State Plaza	2,029,940	8	0.73%
Lowe's Home Centers, Inc.	1,785,970	9	0.64%
Ascent Resources Utica LLC	1,722,590	10	0.62%
Total, top ten principal property taxpayers	<u>\$ 48,569,250</u>		<u>17.50%</u>
Total City property tax assessed valuation	<u>\$ 277,357,860</u>		

December 31, 2013			
Taxpayer	Taxable Assessed Value	Rank	Percentage of Assessed Value
Fort Steuben Improvements	\$ 13,472,375	1	5.67%
Ohio Power Company	11,665,801	2	4.91%
Hollywood Center, Inc.	3,407,320	3	1.43%
Columbia Gas of Ohio, Inc.	2,380,420	4	1.00%
Carriage Inn of Steubenville, Inc.	2,138,325	5	0.90%
Laurels of Steubenville LLC	2,010,120	6	0.85%
Cal-Steuben Limited	1,874,390	7	0.79%
Lowe's Home Center Inc.	1,755,565	8	0.74%
River Rail Development	1,475,495	9	0.62%
L & L Realty Holding Company LLC	1,461,390	10	0.62%
Total, top ten principal property taxpayers	<u>\$ 41,641,201</u>		<u>17.53%</u>
Total City property tax assessed valuation	<u>\$ 237,544,840</u>		

Source: Jefferson County, Ohio; Auditor's Office

CITY OF STEUBENVILLE, OHIO

PROPERTY TAX LEVIES AND COLLECTIONS
LAST TEN YEARS

<u>Year</u>	<u>Total Levy</u>	<u>Current Collection</u>	<u>Percent of Current Collections to Tax Levy</u>	<u>Delinquent Collections</u>	<u>Total Collections</u>	<u>Percent of Total Collections to Tax Levy</u>	<u>Outstanding Delinquent Taxes</u>	<u>Percentage of Delinquent Taxes to Tax Levy</u>
2022	\$ 1,586,356	\$ 1,508,610	95.10%	\$ 89,871	\$ 1,598,481	100.76%	\$ 322,542	20.33%
2021	1,521,688	1,424,503	93.61%	62,663	1,487,166	97.73%	315,752	20.75%
2020	1,489,549	1,426,544	95.77%	52,022	1,478,566	99.26%	313,455	21.04%
2019	1,427,004	1,316,253	92.24%	33,066	1,349,319	94.56%	362,437	25.40%
2018	1,409,763	1,379,908	97.88%	73,697	1,453,605	103.11%	337,906	23.97%
2017	1,395,083	1,347,155	96.56%	52,337	1,399,492	100.32%	356,105	25.53%
2016	1,390,968	1,349,396	97.01%	57,225	1,406,621	101.13%	326,390	23.46%
2015	1,366,365	1,321,710	96.73%	73,191	1,394,901	102.09%	360,990	26.42%
2014	1,339,769	1,288,885	96.20%	88,834	1,377,719	102.83%	347,572	25.94%
2013	1,328,278	1,273,602	95.88%	81,587	1,355,189	102.03%	483,185	36.38%

Source: Jefferson County, Ohio; Auditor's Office

Note: Delinquent tax collections are available only by collection year rather than the year in which they were levied; therefore, the percentage of total collections to tax levy exceeds 100 percent in some years. The City will continue to work with the County Auditor to retrieve this information in the future.

CITY OF STEUBENVILLE, OHIO

**INCOME TAX RATE AND COLLECTIONS
LAST TEN YEARS
(CASH BASIS)**

Year	Tax Rate	Total Tax Collected
2022	2.00%	\$ 12,668,616
2021	2.00%	12,067,065
2020	2.00%	10,538,670
2019	2.00%	11,150,593
2018	2.00%	10,911,430
2017	2.00%	9,897,503
2016	2.00%	10,070,035
2015	2.00%	9,942,058
2014	2.00%	9,551,821
2013	2.00%	9,423,734

Source: Regional Income Tax Agency (RITA)

THIS PAGE IS INTENTIONALLY LEFT BLANK

CITY OF STEUBENVILLE, OHIO

RATIOS OF OUTSTANDING DEBT BY TYPE
LAST TEN YEARS

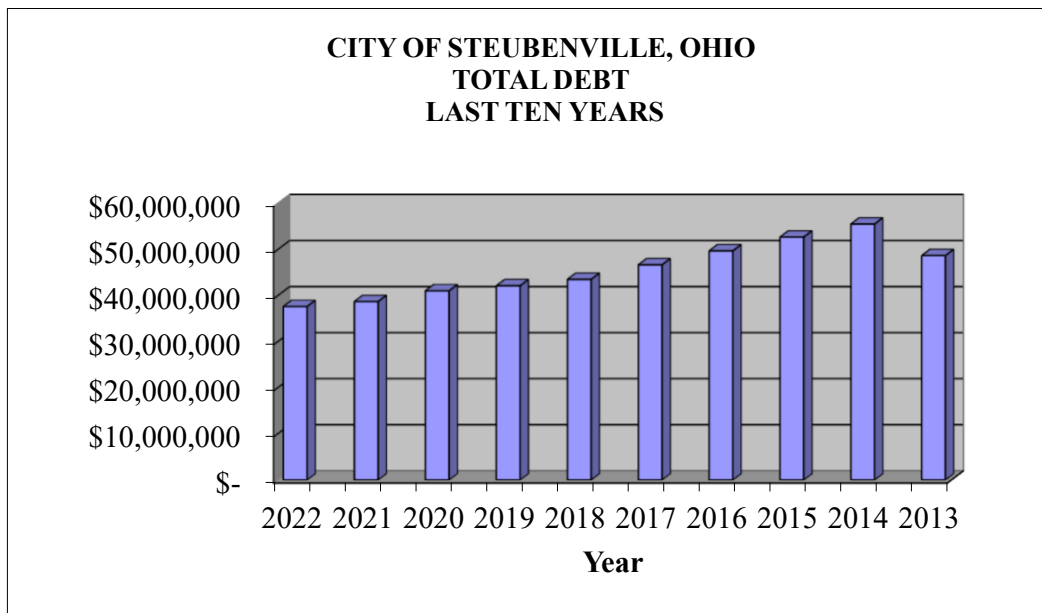
Year	Governmental Activities			Business-type Activities		
	General Obligation Bonds	Loans	Leases	General Obligation Bonds	Revenue Bonds	Loans
2022	\$ 3,616,090	\$ 190,538	\$ -	\$ 5,629,433	\$ 159,000	\$ 27,821,713
2021	3,746,500	250,064	-	6,053,937	237,000	28,148,033
2020	3,871,909	307,701	-	6,453,441	313,000	29,753,939
2019	3,977,647	363,510	-	6,847,944	388,000	30,568,750
2018	4,070,979	417,548	-	7,232,447	462,000	31,283,269
2017	4,153,821	469,873	-	7,611,952	631,174	33,710,294
2016	4,227,794	491,019	1,460	7,981,456	797,220	36,055,373
2015	4,308,938	537,294	7,030	8,340,960	1,038,570	38,276,152
2014	4,391,146	635,663	12,193	8,700,462	1,255,814	40,482,981
2013	3,426,304	731,303	16,978	1,705,000	740,137	42,104,837

Sources:

(a) See notes to the financial statements regarding the City's outstanding debt information.

(b) See Schedule " Demographic and Economic Statistics - Last Ten Years" for personal income and population.

Business-type Activities						
Financed Purchase Obligations	(a) Total Primary Government	(b) Total Personal Income	Percentage of Personal Income	(b) Population	Per Capita	
\$ 247,671	\$ 37,664,445	\$ 890,310,930	4.23%	18,335	\$ 2,054	
306,221	38,741,755	813,955,844	4.76%	17,692	2,190	
379,022	41,079,012	738,397,370	5.56%	17,515	2,345	
30,397	42,176,248	718,499,416	5.87%	17,753	2,376	
88,098	43,554,341	680,904,224	6.40%	17,864	2,438	
144,279	46,721,393	657,206,352	7.11%	18,072	2,585	
198,981	49,753,303	660,152,088	7.54%	18,072	2,753	
239,074	52,748,018	645,178,250	8.18%	18,355	2,874	
96,405	55,574,664	624,749,135	8.90%	18,355	3,028	
-	48,724,559	609,478,880	7.99%	18,440	2,642	



CITY OF STEUBENVILLE, OHIO

RATIO OF GENERAL BONDED DEBT TO ASSESSED
VALUE AND BONDED DEBT PER CAPITA
LAST TEN YEARS

Year	Population (1)	Estimated Actual Value of Taxable Property	Bonded Debt	Ratio of Bonded Debt to Estimated Actual Value of Property	Bonded Debt Per Capita
2022	18,335	\$ 741,307,491	\$ 9,245,523	1.25%	\$ 504
2021	17,692	681,170,506	9,800,437	1.44%	554
2020	17,515	685,939,864	10,325,350	1.51%	590
2019	17,753	670,036,132	10,825,591	1.62%	610
2018	17,864	671,497,422	11,303,426	1.68%	633
2017	18,072	669,870,220	11,765,773	1.76%	651
2016	18,072	668,731,060	12,209,250	1.83%	676
2015	18,355	666,028,846	12,649,898	1.90%	689
2014	18,355	656,168,584	13,091,608	2.00%	713
2013	18,440	655,548,954	5,131,304	0.78%	278

Source: (1) U.S Census Bureau

CITY OF STEUBENVILLE, OHIO

DIRECT AND OVERLAPPING GOVERNMENTAL ACTIVITIES DEBT
AS OF DECEMBER 31, 2022

<u>Governmental Unit</u>	<u>Debt Outstanding</u>	<u>Estimated Percentage Applicable</u>	<u>Estimated Share of Overlapping Debt</u>
Direct:			
City of Steubenville	\$ 3,806,628	100.00%	\$ 3,806,628
Total of direct debt	<u>3,806,628</u>		<u>3,806,628</u>
Overlapping debt:			
Jefferson County	11,003,298	14.51%	1,596,579
Jefferson County Joint Vocational School	247,757	14.12%	34,983
Indian Creek Local School District	51,235,000	19.41%	9,944,714
Total of overlapping debt	<u>62,486,055</u>		<u>11,576,276</u>
Total direct and overlapping debt	<u>\$ 66,292,683</u>		<u>\$ 15,382,904</u>

Source: Ohio Municipal Advisory Council

Note: The percentage of overlapping debt applicable is estimated using taxable assessed property values. Applicable percentages were estimated by determining the portion of the City's taxable assessed value that is within the subdivision's boundaries and dividing it by the City's total taxable assessed value.

CITY OF STEUBENVILLE, OHIO

**WATER OWDA LOAN PLEDGED REVENUE COVERAGE
LAST TEN YEARS**

Year	Operating Revenues	Direct Operating Expenses (1)	Net Available Revenues	Debt Service		Coverage
				Principal	Interest	
2022	\$ 8,166,188	\$ 3,463,171	\$ 4,703,017	\$ 2,413,203	\$ 385,435	1.68
2021	7,486,568	2,609,567	4,877,001	2,333,481	453,480	1.75
2020	7,583,755	3,714,769	3,868,986	2,170,555	519,139	1.44
2019	7,502,009	5,739,828	1,762,181	2,059,873	582,505	0.67
2018	6,346,941	3,522,407	2,824,534	1,988,298	643,655	1.07
2017	6,328,799	3,104,607	3,224,192	1,919,246	702,668	1.23
2016	6,309,880	2,918,220	3,391,660	1,852,626	695,021	1.33
2015	5,992,250	4,561,397	1,430,853	1,788,352	881,468	0.54
2014	5,980,304	2,513,960	3,466,344	1,726,339	1,008,080	1.27
2013	5,283,449	2,449,493	2,833,956	1,629,500	1,067,913	1.05

(1) Operating expenses do not include depreciation.

Source: City financial records

CITY OF STEUBENVILLE, OHIO

**SEWER OWDA LOAN PLEDGED REVENUE COVERAGE
LAST TEN YEARS**

<u>Year</u>	<u>Operating Revenues</u>	<u>Direct Operating Expenses (1)</u>	<u>Net Available Revenues</u>	<u>Debt Service</u>		<u>Coverage</u>
				<u>Principal</u>	<u>Interest</u>	
2022	\$ 5,982,722	\$ 2,980,534	\$ 3,002,188	\$ 542,288	\$ 419,370	3.12
2021	5,487,086	2,588,023	2,899,063	498,494	437,514	3.10
2020	5,517,778	3,455,909	2,061,869	455,407	454,968	2.26
2019	5,404,645	3,296,799	2,107,846	438,199	471,759	2.32
2018	3,946,174	2,914,920	1,031,254	421,647	487,911	1.13
2017	3,698,454	2,533,457	1,164,997	405,721	503,452	1.28
2016	3,814,904	2,650,885	1,164,019	389,931	512,702	1.29
2015	3,838,467	2,672,987	1,165,480	375,859	538,801	1.27
2014	3,843,695	2,992,434	851,261	351,271	561,733	0.93
2013	4,252,505	2,658,274	1,594,231	184,368	492,207	2.36

(1) Operating expenses do not include depreciation.

Source: City financial records

CITY OF STEUBENVILLE, OHIO

SEWER REVENUE BOND PLEDGED REVENUE COVERAGE
LAST NINE YEARS

Year	Operating Revenues	Direct Operating Expenses (1)	Net Available Revenues	Debt Service		Coverage
				Principal	Interest	
2022	\$ 5,982,722	\$ 2,980,534	\$ 3,002,188	\$ 78,000	\$ 6,095	35.70
2021	5,487,086	2,588,023	2,899,063	76,000	8,266	34.40
2020	5,517,778	3,455,909	2,061,869	75,000	10,599	24.09
2019	5,404,645	3,296,799	2,107,846	74,000	13,094	24.20
2018	3,946,174	2,914,920	1,031,254	73,000	15,354	11.67
2017	3,698,454	2,533,457	1,164,997	72,000	17,587	13.00
2016	3,814,904	2,650,885	1,164,019	71,000	19,789	12.82
2015	3,838,467	2,672,987	1,165,480	-	10,441	111.63
2014	3,843,695	2,992,434	851,261	70,000	13,838	10.15

(1) Operating expenses do not include depreciation.

Source: City financial records

Note: The City did not have debt service payments on sewer revenue bonds prior to 2014.

THIS PAGE IS INTENTIONALLY LEFT BLANK

CITY OF STEUBENVILLE, OHIO

**COMPUTATION OF LEGAL DEBT MARGIN
LAST TEN YEARS**

	<u>2022</u>	<u>2021</u>	<u>2020</u>	<u>2019</u>
Assessed value	\$ 277,357,860	\$ 255,219,880	\$ 254,915,640	\$ 248,156,370
Legal debt margin:				
Debt limitation - 10.5% of assessed value	29,122,575	26,798,087	26,766,142	26,056,419
Debt applicable to limitation:				
General obligation bonds	8,975,000	9,510,000	10,015,000	10,432,689
Gross indebtedness				
(Total voted and unvoted debt)	<u>8,975,000</u>	<u>9,510,000</u>	<u>10,015,000</u>	<u>10,432,689</u>
Less: debt outside limitations				
General obligation bonds	<u>(5,460,000)</u>	<u>(5,870,000)</u>	<u>(6,255,000)</u>	<u>(6,635,000)</u>
Total debt outside limitations	<u>(5,460,000)</u>	<u>(5,870,000)</u>	<u>(6,255,000)</u>	<u>(6,635,000)</u>
Total debt applicable to limitation - Within 10.5% limitations	3,515,000	3,640,000	3,760,000	3,797,689
Less: amount available in debt service fund to pay debt applicable to limitation	<u>(368,701)</u>	<u>(322,494)</u>	<u>(300,485)</u>	<u>(279,648)</u>
Net debt within 10.5% limitation	<u>3,146,299</u>	<u>3,317,506</u>	<u>3,459,515</u>	<u>3,518,041</u>
Overall debt margin within 10.5% limitation	<u>\$ 25,976,276</u>	<u>\$ 23,480,581</u>	<u>\$ 23,306,627</u>	<u>\$ 22,538,378</u>
Unvoted debt limitation - 5.5% of assessed valuation	\$ 15,254,682	\$ 14,037,093	\$ 14,020,360	\$ 13,648,600
Gross indebtedness authorized by council	8,975,000	9,510,000	10,015,000	10,432,689
Less: debt outside limitations:				
Total debt outside limitations	<u>(8,975,000)</u>	<u>(9,510,000)</u>	<u>(10,015,000)</u>	<u>(10,432,689)</u>
Unvoted debt margin within 5.5% limitation	<u>\$ 15,254,682</u>	<u>\$ 14,037,093</u>	<u>\$ 14,020,360</u>	<u>\$ 13,648,600</u>

Source: City of Steubenville financial records

2018	2017	2016	2015	2014	2013
\$ 247,859,150	\$ 246,344,850	\$ 245,584,190	\$ 242,633,600	\$ 238,206,170	\$ 237,544,840
26,025,211	25,866,209	25,786,340	25,476,528	25,011,648	24,942,208
10,843,609	11,253,351	11,657,612	12,117,612	12,572,612	4,952,612
10,843,609	11,253,351	11,657,612	12,117,612	12,572,612	4,952,612
(7,005,000)	(7,370,000)	(7,725,000)	(8,070,000)	(8,415,000)	(1,705,000)
(7,005,000)	(7,370,000)	(7,725,000)	(8,070,000)	(8,415,000)	(1,705,000)
3,838,609	3,883,351	3,932,612	4,047,612	4,157,612	3,247,612
(275,776)	(254,735)	(213,123)	(168,669)	(126,251)	(112,157)
3,562,833	3,628,616	3,719,489	3,878,943	4,031,361	3,135,455
\$ 22,462,378	\$ 22,237,593	\$ 22,066,851	\$ 21,597,585	\$ 20,980,287	\$ 21,806,753
\$ 13,632,253	\$ 13,548,967	\$ 13,507,130	\$ 13,344,848	\$ 13,101,339	\$ 13,064,966
10,843,609	11,253,351	11,657,612	12,117,612	12,572,612	4,952,612
(10,843,609)	(11,253,351)	(11,657,612)	(12,117,612)	(12,572,612)	(4,952,612)
\$ 13,632,253	\$ 13,548,967	\$ 13,507,130	\$ 13,344,848	\$ 13,101,339	\$ 13,064,966

CITY OF STEUBENVILLE, OHIO

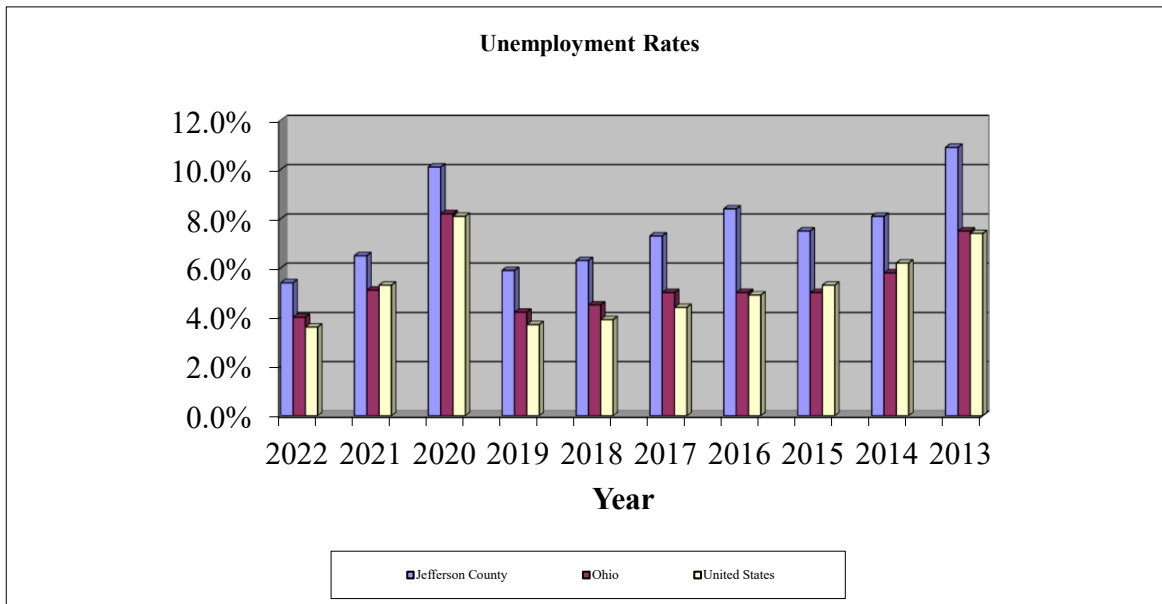
DEMOGRAPHIC AND ECONOMIC STATISTICS
LAST TEN YEARS

Year	Population (1)	Personal Income	Per Capita Personal Income (3)	Annual Average Unemployment Rates (2)		
				Jefferson County	Ohio	United States
2022	18,335	\$ 890,310,930	\$ 48,558	5.4%	4.0%	3.6%
2021	17,692	813,955,844	46,007	6.5%	5.1%	5.3%
2020	17,515	738,397,370	42,158	10.1%	8.2%	8.1%
2019	17,753	718,499,416	40,472	5.9%	4.2%	3.7%
2018	17,864	680,904,224	38,116	6.3%	4.5%	3.9%
2017	18,072	657,206,352	36,366	7.3%	5.0%	4.4%
2016	18,072	660,152,088	36,529	8.4%	5.0%	4.9%
2015	18,355	645,178,250	35,150	7.5%	5.0%	5.3%
2014	18,355	624,749,135	34,037	8.1%	5.8%	6.2%
2013	18,440	609,478,880	33,052	10.9%	7.5%	7.4%

Sources:

- (1) U.S. Census Bureau
- (2) Ohio Department of Job & Family Services, Office of Workforce Development
- (3) U.S. Department of Commerce, Bureau of Economic Analysis

Note: Per capita personal income is presented for the Weirton-Steubenville Metropolitan Statistical Area (MSA).



CITY OF STEUBENVILLE, OHIO

PRINCIPAL EMPLOYERS
CURRENT YEAR AND NINE YEARS AGO

2022			
Employer	Number of Employees	Rank	Percent of Total Employment
Franciscan University	2,078	1	17.04%
Trinity Medical Center West	1,459	2	11.96%
Eastern Gateway Community College	1,339	3	10.98%
Wal-Mart Associates, Inc.	651	4	5.34%
Jefferson County	644	5	5.28%
Steubenville City School District	434	6	3.56%
Lowe's Home Centers, Inc.	373	7	3.06%
The Kroger Company	328	8	2.69%
City of Steubenville	246	9	2.02%
Carriage Inn of Steubenville	242	10	1.98%
Total of top ten	7,794		63.91%
Total City employment	12,195		

2013			
Employer	Number of Employees	Rank	Percent of Total Employment
Franciscan University	1,987	1	20.70%
Trinity Medical Center West	1,302	2	13.56%
Wal-Mart Associates, Inc.	641	3	6.68%
Jefferson County	608	4	6.33%
Eastern Gateway Community College	409	5	4.26%
Steubenville City School District	318	6	3.31%
Trinity Medical Center East	306	7	3.19%
Wheeling-Pittsburgh Steel	242	8	2.52%
Lowe's Home Centers, Inc.	227	9	2.36%
City of Steubenville	201	10	2.09%
Total of top ten	6,241		65.00%
Total City employment	9,600		

Source: Regional Income Tax Agency (RITA)

CITY OF STEUBENVILLE, OHIO

FULL-TIME-EQUIVALENT CITY EMPLOYEES BY FUNCTION/PROGRAM
LAST TEN YEARS

<u>Function/Program</u>	<u>2022</u>	<u>2021</u>	<u>2020</u>	<u>2019</u>	<u>2018</u>
General government:					
Mayor	1.00	1.00	1.00	1.00	1.00
Finance	5.00	5.00	5.00	5.00	5.00
Law director	3.00	3.00	2.00	2.00	2.00
Civil service	-	-	-	1.00	1.00
City manager	3.00	3.00	3.00	3.00	3.00
Engineering	2.00	2.00	2.00	2.00	2.00
City council	8.00	8.00	8.00	8.00	8.00
Municipal court	11.00	12.00	12.00	12.00	12.00
Building	4.00	4.00	3.00	2.00	2.00
Information systems	1.00	1.00	1.00	-	-
Security of persons and property:					
Police	43.00	44.00	45.00	45.00	47.00
Fire	42.00	40.00	34.00	34.00	34.00
Electrical	2.00	2.00	2.00	2.00	2.00
Public health and welfare:					
Health services	-	-	-	-	-
Health clinic	-	-	-	-	-
Health administration	-	-	-	-	-
Food	-	-	-	-	-
Transportation:					
Street	18.00	15.00	15.00	22.00	16.00
Community environment:					
Community development	4.00	4.00	4.00	5.00	5.00
Leisure time activity:					
Parks	5.00	5.00	3.00	4.00	2.00
Indoors	3.00	3.00	3.00	4.00	3.00
Administration	1.00	1.00	1.00	1.00	1.00
Swimming pool	8.00	8.00	-	12.00	14.00
Utility services:					
Water	25.00	25.00	20.00	20.00	24.00
Sewer	18.00	18.00	18.00	18.00	15.00
Refuse	13.00	11.00	13.00	13.00	10.00
Total	<u>220.00</u>	<u>215.00</u>	<u>195.00</u>	<u>216.00</u>	<u>209.00</u>

Source: City of Steubenville records

<u>2017</u>	<u>2016</u>	<u>2015</u>	<u>2014</u>	<u>2013</u>
1.00	2.00	2.00	2.00	2.00
5.00	5.00	5.00	5.00	5.00
2.00	2.00	2.00	2.00	2.00
1.00	1.00	1.00	1.00	1.00
3.00	2.00	2.00	2.00	1.00
2.00	2.00	2.00	2.00	2.00
8.00	8.00	8.00	8.00	8.00
12.00	12.00	9.00	9.00	10.00
2.00	1.00	1.00	1.00	1.00
-	-	1.00	1.00	1.00
47.00	45.00	43.00	45.00	45.00
34.00	37.00	39.00	40.00	36.00
1.00	1.00	1.00	1.00	1.00
-	3.00	3.00	3.00	3.00
-	3.00	3.00	3.00	3.00
-	2.00	3.00	3.00	3.00
-	1.00	1.00	1.00	1.00
16.00	11.00	11.00	12.00	12.00
5.00	4.00	4.00	4.00	4.00
2.00	2.00	2.00	2.00	3.00
3.00	3.00	3.00	2.00	1.00
1.00	1.00	1.00	1.00	-
15.00	21.00	16.00	10.00	-
23.00	22.00	22.00	21.00	23.00
17.00	16.00	18.00	18.00	18.00
12.00	12.00	11.00	12.00	12.00
<u>212.00</u>	<u>219.00</u>	<u>214.00</u>	<u>211.00</u>	<u>198.00</u>

CITY OF STEUBENVILLE, OHIO

**OPERATING INDICATORS BY FUNCTION
LAST TEN YEARS**

Function	2022	2021	2020	2019	2018	2017
General government:						
Positions filled	N/A	N/A	N/A	217	209	212
Ordinances & resolutions	N/A	N/A	N/A	98	96	110
Security of persons and property:						
Police:						
Physical arrests	1,169	1,452	1,051	1,426	1,510	1,594
Parking violations	253	711	781	954	965	1,264
Traffic violations	656	708	670	1,195	1,314	1,495
Leisure time activity:						
Recreation center attendance	14,596	5,487	9,898	22,580	21,886	12,932
Transportation:						
Tons of salt used	1,200	2,750	3,700	N/A	2,711	3,250
Water:						
New connections	2	-	1	2	2	2
Water main breaks	67	57	70	90	71	69

Source: City of Steubenville Departments.

Note: N/A indicates the information was not available.

<u>2016</u>	<u>2015</u>	<u>2014</u>	<u>2013</u>
219	214	211	198
115	123	149	95
1,745	1,870	1,927	1,924
1,132	918	433	281
1,320	998	1,214	1,572
12,544	15,181	8,772	N/A
3,607	3,177	N/A	5,547
5	4	1	3
70	83	108	127

CITY OF STEUBENVILLE, OHIO

CAPITAL ASSETS STATISTICS BY FUNCTION
LAST TEN YEARS

Function	2022	2021	2020	2019	2018	2017
Security of persons and property:						
Police:						
Stations	1.00	1.00	1.00	1.00	1.00	1.00
Fire:						
Stations	3.00	3.00	3.00	3.00	3.00	3.00
Leisure time activities:						
Parks	13.00	13.00	13.00	13.00	13.00	13.00
Park acreage	261.32	261.32	261.32	261.32	261.32	261.32
Fitness center	1.00	1.00	1.00	1.00	1.00	1.00
Swimming pools	1.00	1.00	1.00	1.00	1.00	1.00
Wading pools	1.00	1.00	1.00	1.00	1.00	1.00
Tennis courts	6.00	6.00	6.00	6.00	6.00	6.00
Baseball diamonds	8.00	8.00	8.00	8.00	8.00	8.00
Transportation:						
Streets (paved miles)	120.00	120.00	120.00	120.00	120.00	120.00
Water:						
Water mains (miles)	98.50	98.00	98.00	98.00	104.00	84.00
Sewer:						
Sanitary sewers (miles)	107.11	106.60	106.60	102.27	102.27	81.00
Storm water system (miles)	13.48	13.25	13.25	11.36	11.36	0.00

Source: City of Steubenville Departments.

2016	2015	2014	2013
1.00	1.00	1.00	1.00
3.00	3.00	3.00	2.00
13.00	13.00	13.00	13.00
261.32	261.32	261.32	261.32
1.00	1.00	1.00	1.00
1.00	1.00	1.00	1.00
1.00	1.00	1.00	1.00
6.00	6.00	6.00	6.00
8.00	8.00	8.00	8.00
120.00	120.00	120.00	120.00
84.00	84.00	84.00	84.00
81.00	81.00	81.00	81.00
0.00	0.00	0.00	0.00

CITY OF STEUBENVILLE
JEFFERSON COUNTY, OHIO

SINGLE AUDIT

FOR THE YEAR ENDED
DECEMBER 31, 2022

**CITY OF STEUBENVILLE
JEFFERSON COUNTY, OHIO**

TABLE OF CONTENTS

	<u>PAGES</u>
Schedule of Expenditures of Federal Awards.....	1
Notes to the Schedule of Expenditures of Federal Awards	2
Independent Auditor’s Report on Internal Control Over Financial Reporting and on Compliance and Other Matters Based on an Audit of Financial Statements Performed in Accordance With <i>Government Auditing Standards</i>	3 - 4
Independent Auditor’s Report on Compliance for Each Major Federal Program and on Internal Control Over Compliance and on the Schedule of Expenditures of Federal Awards Required by the Uniform Guidance	5 - 7
Schedule of Findings 2 <i>CFR</i> § 200.515.....	8

**CITY OF STEUBENVILLE
SCHEDULE OF EXPENDITURES OF FEDERAL AWARDS
FOR THE YEAR ENDED DECEMBER 31, 2022**

FEDERAL GRANTOR/ SUB GRANTOR/ PROGRAM TITLE	ASSISTANCE LISTING NUMBER	PASS-THROUGH ENTITY IDENTIFYING NUMBER / ADDITIONAL AWARD IDENTIFICATION	TOTAL EXPENDITURES OF FEDERAL AWARDS
U.S. DEPARTMENT OF HOUSING AND URBAN DEVELOPMENT			
<i>Direct</i>			
CDBG - Entitlement Grants Cluster:			
Community Development Block Grants/Entitlement Grants	14.218	B-18-MC-39-0020	\$9,572
Community Development Block Grants/Entitlement Grants	14.218	B-19-MC-39-0020	654
Community Development Block Grants/Entitlement Grants	14.218	B-20-MC-39-0020	115,902
Community Development Block Grants/Entitlement Grants	14.218	B-21-MC-39-0020	457,573
Total Community Development Block Grants/Entitlement Grants and CDBG - Entitlement Grants Cluster			583,701
<i>Passed through the Ohio Development Services Agency</i>			
Home Investment Partnerships Program	14.239	A-C-19-21A-2	114,883
Home Investment Partnerships Program	14.239	A-C-21-21A-2	13,666
Total Home Investment Partnerships Program			128,549
Total U.S. Department of Housing and Urban Development			712,250
U.S. DEPARTMENT OF JUSTICE			
<i>Direct</i>			
Opioid Affected Youth Initiative	16.842	2018-JU-FX-0036	47,964
Total U.S. Department of Justice			47,964
U.S. DEPARTMENT OF TRANSPORTATION			
<i>Passed through the Ohio Department of Transportation</i>			
Highway Planning and Construction Cluster:			
Highway Planning and Construction	20.205	113672	461,412
Highway Planning and Construction	20.205	105885	151,191
Highway Planning and Construction	20.205	109308	117,426
Total Highway Planning and Construction and Highway Planning and Construction Cluster			730,029
Total U.S. Department of Transportation			730,029
U.S. DEPARTMENT OF DEFENSE			
<i>Direct</i>			
Section 594 of the Water Resources Development Act of 1999	12.XXX	N/A	1,000,000
Total U.S. Department of Defense			1,000,000
U.S. DEPARTMENT OF HEALTH AND HUMAN SERVICES			
<i>Passed through the Ohio Department of Mental Health and Addiction Services</i>			
Block Grants for Community Mental Health Services	93.958	N/A	12,739
Total U.S. Department of Health and Human Services			12,739
U.S. DEPARTMENT OF THE TREASURY			
<i>Passed through the Ohio Office of Budget and Management</i>			
COVID-19 - Coronavirus Relief Fund	21.019	COVID-19, HB481-CRF-Local	103,820
<i>Direct</i>			
COVID-19 - Coronavirus State and Local Fiscal Recovery Funds	21.027	COVID-19, SLFRP3228	10,481,015
Total U.S. Department of the Treasury			10,584,835
Total Federal Financial Assistance			\$ 13,087,817

The accompanying notes are an integral part of this schedule.

**CITY OF STEUBENVILLE
JEFFERSON COUNTY, OHIO**

NOTES TO THE SCHEDULE OF EXPENDITURES OF FEDERAL AWARDS
2 CFR 200.510(b)(6)
FOR THE YEAR ENDED DECEMBER 31, 2022

NOTE 1 – BASIS OF PRESENTATION & SUMMARY OF SIGNIFICANT ACCOUNTING POLICIES

The accompanying Schedule of Expenditures of Federal Awards (the Schedule) includes the federal award activity of the City of Steubenville under programs of the federal government for the fiscal year ended December 31, 2022 and is prepared in accordance with the cash basis of accounting. The information on this Schedule is prepared in accordance with the requirements of Title 2 U.S. Code of Federal Regulations Part 200, *Uniform Administrative Requirements, Cost Principles, and Audit Requirements for Federal Awards* (Uniform Guidance). Because the Schedule presents only a selected portion of the operations of the City of Steubenville, it is not intended to and does not present the financial position, changes in net position, or cash flows of the City of Steubenville. Such expenditures are recognized following cost principles contained in Uniform Guidance wherein certain types of expenditures may or may not be limited to as to reimbursement.

NOTE 2 – DE MINIMIS COST RATE

CFR Section 200.414 of the Uniform Guidance allows a non-federal entity that has never received a negotiated indirect cost rate to charge a de minimis rate of 10% of modified total direct costs to indirect costs. The City of Steubenville has not elected to use the 10% de minimis indirect cost rate as allowed under the Uniform Guidance.

NOTE 3 – REVOLVING LOAN FUND

The City has a revolving loan fund (RLF) program to provide low-interest loans to businesses to create jobs for low to moderate income persons. The federal Department of Housing and Urban Development (HUD) grants money for these loans to the City. The Schedule reports loans made and administrative costs as disbursements on the Schedule. Subsequent loans are subject to the same compliance requirements imposed by HUD as the initial loans. These loans are collateralized by a lien against the equipment of the borrower. Activity in the CDBG revolving loan fund during 2022 is as follows:

Beginning loans receivable balance as of January 1, 2022:	\$35,433
Loans Made:	-
Loan principal repaid:	-
Ending loans receivable balance at December 31, 2022:	<u>\$35,433</u>
Cash balance on hand in the revolving loan fund as of December 31, 2022:	\$ 7,014
Administrative costs expended during 2022:	\$ -

**Independent Auditor's Report on Internal Control Over Financial Reporting and on Compliance and Other
Matters Based on an Audit of Financial Statements Performed in Accordance With
*Government Auditing Standards***

City of Steubenville
Jefferson County
115 South Third Street
Steubenville, Ohio 43952

To the Members of the City Council and Mayor:

We have audited, in accordance with the auditing standards generally accepted in the United States of America and the standards applicable to financial audits contained in *Government Auditing Standards* issued by the Comptroller General of the United States, the financial statements of the governmental activities, the business-type activities, each major fund, and the aggregate remaining fund information of the City of Steubenville, Jefferson County, Ohio, as of and for the year ended December 31, 2022, and the related notes to the financial statements, which collectively comprise the City of Steubenville's basic financial statements, and have issued our report thereon dated June 26, 2023.

Report on Internal Control over Financial Reporting

In planning and performing our audit of the financial statements, we considered the City of Steubenville's internal control over financial reporting (internal control) as a basis for designing audit procedures that are appropriate in the circumstances for the purpose of expressing our opinions on the financial statements, but not for the purpose of expressing an opinion on the effectiveness of the City of Steubenville's internal control. Accordingly, we do not express an opinion on the effectiveness of the City of Steubenville's internal control.

A *deficiency in internal control* exists when the design or operation of a control does not allow management or employees, in the normal course of performing their assigned functions, to prevent, or detect and correct, misstatements, on a timely basis. A *material weakness* is a deficiency, or a combination of deficiencies, in internal control, such that there is a reasonable possibility that a material misstatement of the City of Steubenville's financial statements will not be prevented, or detected and corrected, on a timely basis. A *significant deficiency* is a deficiency, or a combination of deficiencies, in internal control that is less severe than a material weakness, yet important enough to merit attention by those charged with governance.

Our consideration of internal control was for the limited purpose described in the first paragraph of this section and was not designed to identify all deficiencies in internal control that might be material weaknesses or, significant deficiencies. Given these limitations, during our audit we did not identify any deficiencies in internal control that we consider to be material weaknesses. However, material weaknesses or significant deficiencies may exist that were not identified.

City of Steubenville

Jefferson County

Independent Auditor's Report on Internal Control Over Financial Reporting and on Compliance and Other Matters

Based on an Audit of Financial Statements Performed in Accordance With *Government Auditing Standards*

Report on Compliance and Other Matters

As part of obtaining reasonable assurance about whether the City of Steubenville's financial statements are free from material misstatement, we performed tests of its compliance with certain provisions of laws, regulations, contracts, and grant agreements, noncompliance with which could have a direct and material effect on the financial statements. However, providing an opinion on compliance with those provisions was not an objective of our audit, and accordingly, we do not express such an opinion. The results of our tests disclosed no instances of noncompliance or other matters that are required to be reported under *Government Auditing Standards*.

Purpose of this Report

The purpose of this report is solely to describe the scope of our testing of internal control and compliance and the results of that testing, and not to provide an opinion on the effectiveness of the City of Steubenville's internal control or on compliance. This report is an integral part of an audit performed in accordance with *Government Auditing Standards* in considering the City of Steubenville's internal control and compliance. Accordingly, this communication is not suitable for any other purpose.



Julian & Grube, Inc.

June 26, 2023

**Independent Auditor’s Report on Compliance for Each Major Federal Program
and on Internal Control Over Compliance and on the Schedule of Expenditures of Federal Awards
Required by the Uniform Guidance**

City of Steubenville
Jefferson County
115 South Third Street
Steubenville, Ohio 43952

To the Members of the City Council and Mayor:

Report on Compliance for Each Major Federal Program

Opinion on Each Major Federal Program

We have audited the City of Steubenville’s compliance with the types of compliance requirements identified as subject to audit in the U.S. Office of Management and Budget (OMB) *Compliance Supplement* that could have a direct and material effect on each of the City of Steubenville’s major federal programs for the year ended December 31, 2022. The City of Steubenville’s major federal programs are identified in the summary of auditor’s results section of the accompanying schedule of findings.

In our opinion, the City of Steubenville complied, in all material respects, with the compliance requirements referred to above that could have a direct and material effect on each of its major federal programs for the year ended December 31, 2022.

Basis for Opinion on Each Major Federal Program

We conducted our audit of compliance in accordance with auditing standards generally accepted in the United States of America (GAAS); the standards applicable to financial audits contained in *Government Auditing Standards*, issued by the Comptroller General of the United States (*Government Auditing Standards*); and the audit requirements of Title 2 U.S. *Code of Federal Regulations* Part 200, *Uniform Administrative Requirements, Cost Principles, and Audit Requirements for Federal Awards* (Uniform Guidance). Our responsibilities under those standards and the Uniform Guidance are further described in the “Auditor’s Responsibilities for the Audit of Compliance” section of our report.

We are required to be independent of the City of Steubenville and to meet our other ethical responsibilities, in accordance with relevant ethical requirements relating to our audit. We believe that the audit evidence we have obtained is sufficient and appropriate to provide a basis for our opinion on compliance for each major federal program. Our audit does not provide a legal determination of the City of Steubenville’s compliance with the compliance requirements referred to above.

Responsibilities of Management for Compliance

Management is responsible for compliance with the requirements referred to above and for the design, implementation, and maintenance of effective internal control over compliance with the requirements of laws, statutes, regulations, rules, and provisions of contracts or grant agreements applicable to the City of Steubenville’s federal programs.

Auditor's Responsibilities for the Audit of Compliance

Our objectives are to obtain reasonable assurance about whether material noncompliance with the compliance requirements referred to above occurred, whether due to fraud or error, and express an opinion on the City of Steubenville's compliance based on our audit. Reasonable assurance is a high level of assurance but is not absolute assurance and therefore is not a guarantee that an audit conducted in accordance with GAAS, *Government Auditing Standards*, and the Uniform Guidance will always detect material noncompliance when it exists. The risk of not detecting material noncompliance resulting from fraud is higher than for that resulting from error, as fraud may involve collusion, forgery, intentional omissions, misrepresentations, or the override of internal control. Noncompliance with the compliance requirements referred to above is considered material if there is a substantial likelihood that, individually or in the aggregate, it would influence the judgment made by a reasonable user of the report on compliance about the City of Steubenville's compliance with the requirements of each major federal program as a whole.

In performing an audit in accordance with GAAS, *Government Auditing Standards*, and the Uniform Guidance, we:

- Exercise professional judgment and maintain professional skepticism throughout the audit.
- Identify and assess the risks of material noncompliance, whether due to fraud or error, and design and perform audit procedures responsive to those risks. Such procedures include examining, on a test basis, evidence regarding the City of Steubenville's compliance with the compliance requirements referred to above and performing such other procedures as we considered necessary in the circumstances.
- Obtain an understanding of the City of Steubenville's internal control over compliance relevant to the audit in order to design audit procedures that are appropriate in the circumstances and to test and report on internal control over compliance in accordance with the Uniform Guidance, but not for the purpose of expressing an opinion on the effectiveness of the City of Steubenville's internal control over compliance. Accordingly, no such opinion is expressed.

We are required to communicate with those charged with governance regarding, among other matters, the planned scope and timing of the audit and any significant deficiencies and material weaknesses in internal control over compliance that we identified during the audit.

Report on Internal Control over Compliance

A deficiency in internal control over compliance exists when the design or operation of a control over compliance does not allow management or employees, in the normal course of performing their assigned functions, to prevent, or detect and correct, noncompliance with a type of compliance requirement of a federal program on a timely basis. A *material weakness in internal control over compliance* is a deficiency, or a combination of deficiencies, in internal control over compliance, such that there is a reasonable possibility that material noncompliance with a type of compliance requirement of a federal program will not be prevented, or detected and corrected, on a timely basis. A *significant deficiency in internal control over compliance* is a deficiency, or a combination of deficiencies, in internal control over compliance with a type of compliance requirement of a federal program that is less severe than a material weakness in internal control over compliance, yet important enough to merit attention by those charged with governance.

Our consideration of internal control over compliance was for the limited purpose described in the "Auditor's Responsibilities for the Audit of Compliance" section above and was not designed to identify all deficiencies in internal control over compliance that might be material weaknesses or significant deficiencies in internal control over compliance. Given these limitations, during our audit we did not identify any deficiencies in internal control over compliance that we consider to be material weaknesses, as defined above. However, material weaknesses or significant deficiencies in internal control over compliance may exist that were not identified.

City of Steubenville
Jefferson County
Independent Auditor's Report on Compliance for Each Major Federal Program
and on Internal Control Over Compliance and on the Schedule of Expenditures of Federal Awards
Required by the Uniform Guidance

Our audit was not designed for the purpose of expressing an opinion on the effectiveness of internal control over compliance. Accordingly, no such opinion is expressed.

The purpose of this report on internal control over compliance is solely to describe the scope of our testing of internal control over compliance and the results of that testing based on the requirements of the Uniform Guidance. Accordingly, this report is not suitable for any other purpose.

Report on Schedule of Expenditures of Federal Awards Required by the Uniform Guidance

We have audited the financial statements of the governmental activities, the business-type activities, each major fund, and the aggregate remaining fund information of the City of Steubenville, as of and for the year ended December 31, 2022, and the related notes to the financial statements, which collectively comprise the City of Steubenville's basic financial statements. We issued our unmodified report thereon dated June 26, 2023. Our audit was performed for the purpose of forming opinions on the financial statements that collectively comprise the basic financial statements. The accompanying schedule of expenditures of federal awards is presented for purposes of additional analysis as required by the Uniform Guidance and is not a required part of the basic financial statements. Such information is the responsibility of management and was derived from and relates directly to the underlying accounting and other records used to prepare the basic financial statements. The information has been subjected to the auditing procedures applied in the audit of the financial statements and certain additional procedures, including comparing and reconciling such information directly to the underlying accounting and other records used to prepare the basic financial statements or to the basic financial statements themselves, and other additional procedures in accordance with auditing standards generally accepted in the United States of America. In our opinion, the schedule of expenditures of federal awards is fairly stated in all material respects in relation to the basic financial statements as a whole.



Julian & Grube, Inc.
June 26, 2023

**CITY OF STEUBENVILLE
JEFFERSON COUNTY, OHIO**

**SCHEDULE OF FINDINGS
2 CFR § 200.515
DECEMBER 31, 2022**

1. SUMMARY OF AUDITORS' RESULTS		
<i>(d)(1)(i)</i>	<i>Type of Financial Statement Opinion</i>	Unmodified
<i>(d)(1)(ii)</i>	<i>Were there any material control weaknesses reported at the financial statement level (GAGAS)?</i>	No
<i>(d)(1)(ii)</i>	<i>Were there any significant deficiencies in internal control reported at the financial statement level (GAGAS)?</i>	No
<i>(d)(1)(iii)</i>	<i>Was there any reported material noncompliance at the financial statement level (GAGAS)?</i>	No
<i>(d)(1)(iv)</i>	<i>Were there any material internal control weaknesses reported for major federal programs?</i>	No
<i>(d)(1)(iv)</i>	<i>Were there any significant deficiencies in internal control reported for major federal programs?</i>	No
<i>(d)(1)(v)</i>	<i>Type of Major Programs' Compliance Opinion</i>	Unmodified
<i>(d)(1)(vi)</i>	<i>Are there any reportable findings under 2 CFR §.516(a)?</i>	No
<i>(d)(1)(vii)</i>	<i>Major Programs (listed):</i>	COVID-19 – Coronavirus State and Local Fiscal Recovery Funds (ALN 21.027); Section 594 of the Water Resources Development Act of 1999 (ALN 12.XXX)
<i>(d)(1)(viii)</i>	<i>Dollar Threshold: Type A/B Programs</i>	Type A: >\$750,000 Type B: all others
<i>(d)(1)(ix)</i>	<i>Low Risk Auditee under 2 CFR § 200.520?</i>	Yes

2. FINDINGS RELATED TO THE BASIC FINANCIAL STATEMENTS REQUIRED TO BE REPORTED IN ACCORDANCE WITH GAGAS

None

3. FINDINGS AND QUESTIONED COSTS FOR FEDERAL AWARDS
--

None

This page intentionally left blank.

OHIO AUDITOR OF STATE KEITH FABER



CITY OF STEUBENVILLE

JEFFERSON COUNTY

AUDITOR OF STATE OF OHIO CERTIFICATION

This is a true and correct copy of the report, which is required to be filed pursuant to Section 117.26, Revised Code, and which is filed in the Office of the Ohio Auditor of State in Columbus, Ohio.



Certified for Release 8/24/2023

88 East Broad Street, Columbus, Ohio 43215
Phone: 614-466-4514 or 800-282-0370

This report is a matter of public record and is available online at
www.ohioauditor.gov