

**WAYNE COUNTY SCHOOLS
CAREER CENTER
WAYNE COUNTY, OHIO**

SINGLE AUDIT

**FOR THE FISCAL YEAR ENDED
JUNE 30, 2021**

OHIO AUDITOR OF STATE
KEITH FABER



88 East Broad Street
Columbus, Ohio 43215
IPARreport@ohioauditor.gov
(800) 282-0370

Board of Education
Wayne County Schools Career Center
518 W. Prospect Street
Smithville, Ohio 44677

We have reviewed the *Independent Auditor's Report of Wayne County Schools Career Center, Wayne County*, prepared by Julian & Grube, Inc., for the audit period July 1, 2020 through June 30, 2021. Based upon this review, we have accepted these reports in lieu of the audit required by Section 117.11, Revised Code. The Auditor of State did not audit the accompanying financial statements and, accordingly, we are unable to express, and do not express an opinion on them.

Our review was made in reference to the applicable sections of legislative criteria, as reflected by the Ohio Constitution, and the Revised Code, policies, procedures and guidelines of the Auditor of State, regulations and grant requirements. The Wayne County Schools Career Center is responsible for compliance with these laws and regulations.

A handwritten signature in cursive script that reads "Keith Faber".

Keith Faber
Auditor of State
Columbus, Ohio

January 14, 2022

This page intentionally left blank.

**WAYNE COUNTY SCHOOLS CAREER CENTER
WAYNE COUNTY, OHIO**

TABLE OF CONTENTS

Independent Auditor’s Report	1 - 2
Management’s Discussion and Analysis	3 - 15
Basic Financial Statements:	
Government-Wide Financial Statements:	
Statement of Net Position.....	16
Statement of Activities.....	17
Fund Financial Statements:	
Balance Sheet - Governmental Funds	18
Reconciliation of Total Governmental Fund Balances to Net Position of Governmental Activities	19
Statement of Revenues, Expenditures and Changes in Fund Balances - Governmental Funds.....	20
Reconciliation of the Statement of Revenues, Expenditures and Changes in Fund Balances of Governmental Funds to the Statement of Activities.....	21
Statement of Revenues, Expenditures and Changes in Fund Balance - Budget and Actual (Non-GAAP Budgetary Basis) - General Fund.....	22
Statement of Revenues, Expenditures and Changes in Fund Balance - Budget and Actual (Non-GAAP Budgetary Basis) - Classroom Facilities Maintenance Fund.....	23
Notes to the Basic Financial Statements.....	24 - 61
Required Supplementary Information:	
Schedule of the Career Center’s Proportionate Share of the Net Pension Liability:	
School Employees Retirement System (SERS) of Ohio	63 - 64
State Teachers Retirement System (STRS) of Ohio	65 - 66
Schedule of Career Center Pension Contributions:	
School Employees Retirement System (SERS) of Ohio	67 - 68
State Teachers Retirement System (STRS) of Ohio	69 - 70
Schedule of the Career Center’s Proportionate Share of the Net OPEB Liability/Asset:	
School Employees Retirement System (SERS) of Ohio	71
State Teachers Retirement System (STRS) of Ohio	72
Schedule of Career Center OPEB Contributions:	
School Employees Retirement System (SERS) of Ohio	73 - 74
State Teachers Retirement System (STRS) of Ohio	75 - 76
Notes to the Required Supplementary Information	77 - 78
Supplementary Information:	
Schedule of Expenditures of Federal Awards.....	79
Notes to the Schedule of Expenditures of Federal Awards	80
Independent Auditor’s Report on Internal Control Over Financial Reporting and on Compliance and Other Matters Based on an Audit of Financial Statements Performed in Accordance with <i>Government Auditing Standards</i>	81 - 82
Independent Auditor’s Report on Compliance for Each Major Program and on Internal Control Over Compliance Required by the Uniform Guidance.....	83 - 84
Schedule of Findings 2 <i>CFR</i> § 200.515	85

This page intentionally left blank.

Independent Auditor's Report

Wayne County Schools Career Center
Wayne County
518 West Prospect Street
Smithville, Ohio 44677

To the Board of Education:

Report on the Financial Statements

We have audited the accompanying financial statements of the governmental activities, each major fund, and the aggregate remaining fund information of the Wayne County Schools Career Center, Wayne County, Ohio, as of and for the fiscal year ended June 30, 2021, and the related notes to the financial statements, which collectively comprise the Wayne County Schools Career Center's basic financial statements as listed in the table of contents.

Management's Responsibility for the Financial Statements

Management is responsible for the preparation and fair presentation of these financial statements in accordance with accounting principles generally accepted in the United States of America; this includes the design, implementation, and maintenance of internal control relevant to the preparation and fair presentation of financial statements that are free from material misstatement, whether due to fraud or error.

Auditor's Responsibility

Our responsibility is to express opinions on these financial statements based on our audit. We conducted our audit in accordance with auditing standards generally accepted in the United States of America and the standards applicable to financial audits contained in *Government Auditing Standards*, issued by the Comptroller General of the United States. Those standards require that we plan and perform the audit to obtain reasonable assurance about whether the financial statements are free from material misstatement.

An audit involves performing procedures to obtain audit evidence about the amounts and disclosures in the financial statements. The procedures selected depend on the auditor's judgment, including the assessment of the risks of material misstatement of the financial statements, whether due to fraud or error. In making those risk assessments, the auditor considers internal control relevant to the Wayne County Schools Career Center's preparation and fair presentation of the financial statements in order to design audit procedures that are appropriate in the circumstances, but not for the purpose of expressing an opinion on the effectiveness of the Wayne County Schools Career Center's internal control. Accordingly, we express no such opinion. An audit also includes evaluating the appropriateness of accounting policies used and the reasonableness of significant accounting estimates made by management, as well as evaluating the overall presentation of the financial statements.

We believe that the audit evidence we have obtained is sufficient and appropriate to provide a basis for our audit opinions.

Opinions

In our opinion, the financial statements referred to above present fairly, in all material respects, the respective financial position of the governmental activities, each major fund, and the aggregate remaining fund information of the Wayne County Schools Career Center, Wayne County, Ohio, as of June 30, 2021, and the respective changes in financial position, thereof and the respective budgetary comparisons for the general fund and the classroom facilities maintenance fund for the fiscal year then ended in accordance with accounting principles generally accepted in the United States of America.

Emphasis of Matter

As described in Note 20 to the financial statements, the financial impact of COVID-19 and the continuing emergency measures may impact subsequent periods of the Wayne County Schools Career Center. Our opinions are not modified with respect to this matter.

Other Matters

Required Supplementary Information

Accounting principles generally accepted in the United States of America require that the *management's discussion and analysis, and schedules of net pension and other postemployment benefit assets and liabilities and pension and other postemployment benefit contributions* listed in the table of contents, be presented to supplement the basic financial statements. Such information, although not a part of the basic financial statements, is required by the Governmental Accounting Standards Board, who considers it to be an essential part of financial reporting for placing the basic financial statements in an appropriate operational, economic, or historical context. We have applied certain limited procedures to the required supplementary information in accordance with auditing standards generally accepted in the United States of America, which consisted of inquiries of management about the methods of preparing the information and comparing the information for consistency with management's responses to our inquiries, the basic financial statements, and other knowledge we obtained during our audit of the basic financial statements. We do not express an opinion or provide any assurance on the information because the limited procedures do not provide us with sufficient evidence to express an opinion or provide any assurance.

Supplementary Information

Our audit was conducted for the purpose of forming opinions on the financial statements that collectively comprise the Wayne County Schools Career Center's basic financial statements. The accompanying schedule of expenditures of federal awards is presented for purposes of additional analysis as required by Title 2 U.S. *Code of Federal Regulations* Part 200, *Uniform Administrative Requirements, Cost Principles, and Audit Requirements for Federal Awards*, and is not a required part of the basic financial statements.

The schedule of expenditures of federal awards is the responsibility of management and was derived from and relates directly to the underlying accounting and other records used to prepare the basic financial statements. Such information has been subjected to the auditing procedures applied in the audit of the basic financial statements and certain additional procedures, including comparing and reconciling such information directly to the underlying accounting and other records used to prepare the basic financial statements or to the basic financial statements themselves, and other additional procedures in accordance with auditing standards generally accepted in the United States of America. In our opinion, the schedule of expenditures of federal awards is fairly stated, in all material respects, in relation to the basic financial statements as a whole.

Other Reporting Required by Government Auditing Standards

In accordance with *Government Auditing Standards*, we have also issued our report dated November 22, 2021, on our consideration of the Wayne County Schools Career Center's internal control over financial reporting and on our tests of its compliance with certain provisions of laws, regulations, contracts, and grant agreements and other matters. The purpose of that report is solely to describe the scope of our testing of internal control over financial reporting and compliance and the results of that testing, and not to provide an opinion on the effectiveness of the Wayne County Schools Career Center's internal control over financial reporting or on compliance. That report is an integral part of an audit performed in accordance with *Government Auditing Standards* in considering the Wayne County Schools Career Center's internal control over financial reporting and compliance.



Julian & Grube, Inc.
November 22, 2021

**WAYNE COUNTY SCHOOLS CAREER CENTER
WAYNE COUNTY, OHIO**

**MANAGEMENT'S DISCUSSION AND ANALYSIS
FOR THE FISCAL YEAR ENDED JUNE 30, 2021**

The discussion and analysis of the Wayne County Schools Career Center (the "Career Center") financial performance provides an overall review of the Career Center's financial activities for the fiscal year ended June 30, 2021. The intent of this discussion and analysis is to look at the Career Center's financial performance as a whole; readers should also review the basic financial statements and the notes to the basic financial statements to enhance their understanding of the Career Center's financial performance.

Financial Highlights

Key financial highlights for 2021 are as follows:

- The Career Center's net position of governmental activities increased \$967,702 which represents a 3.92% increase from 2020's net position.
- General revenues accounted for \$12,635,752 in revenue or 62.34% of all revenues. Program specific revenues in the form of charges for services and sales, grants and contributions, accounted for \$7,633,469 or 37.66% of total revenues of \$20,269,221.
- The Career Center had \$19,301,519 in expenses related to governmental activities; \$7,633,469 of these expenses was offset by program specific charges for services, grants or contributions. General revenues supporting governmental activities (primarily taxes and unrestricted grants and entitlements) of \$12,635,752 were adequate to provide for these programs.
- The Career Center's major governmental funds are the general fund, classroom facilities maintenance fund and permanent improvement fund. The general fund had \$13,866,228 in revenues and \$13,622,211 in expenditures and other financing uses. The general fund's fund balance increased \$244,017 from a balance of \$8,511,418 to \$8,755,435.
- The classroom facilities maintenance fund had \$164,757 in other financing sources and \$193,185 in expenditures. The classroom facilities maintenance fund's fund balance decreased \$28,428 from \$2,852,034 to \$2,823,606.
- The permanent improvement fund had \$1,439,268 in revenues and \$1,452,199 in expenditures. The permanent improvement fund balance decreased \$12,931 from \$1,642,957 to \$1,630,026.

Using the Basic Financial Statements (BFS)

This annual report consists of a series of financial statements and notes to those statements. These statements are organized so the reader can understand the Career Center as a financial whole, an entire operating entity. The statements then proceed to provide an increasingly detailed look at specific financial activities.

The statement of net position and statement of activities provide information about the activities of the whole Career Center, presenting both an aggregate view of the Career Center's finances and a longer-term view of those finances. Fund financial statements provide the next level of detail. For governmental funds, these statements tell how services were financed in the short-term as well as what remains for future spending. The fund financial statements also look at the Career Center's most significant funds with all other non-major funds presented in total in one column. In the case of the Career Center, the general fund, classroom facilities and maintenance fund and the permanent improvement fund are the three governmental funds reported as major funds.

**WAYNE COUNTY SCHOOLS CAREER CENTER
WAYNE COUNTY, OHIO**

**MANAGEMENT'S DISCUSSION AND ANALYSIS
FOR THE FISCAL YEAR ENDED JUNE 30, 2021**

Reporting the Career Center as a Whole

Statement of Net Position and the Statement of Activities

While this document contains the large number of funds used by the Career Center to provide programs and activities, the view of the Career Center as a whole looks at all financial transactions and asks the question, "How did we do financially during 2021?" The statement of net position and the statement of activities answer this question. These statements include all assets, deferred outflows, liabilities, deferred inflows, revenues and expenses using the accrual basis of accounting similar to the accounting used by most private-sector companies. This basis of accounting will take into account all of the current year's revenues and expenses regardless of when cash is received or paid.

These two statements report the Career Center's net position and changes in net position. This change in net position is important because it tells the reader that, for the Career Center as a whole, the financial position of the Career Center has improved or diminished. The causes of this change may be the result of many factors, some financial, some not. Non-financial factors include the Career Center's property tax base, current property tax laws in Ohio restricting revenue growth, facility conditions, required educational programs and other factors.

In the statement of net position and the statement of activities, the governmental activities include the Career Center's programs and services, including instruction, support services, operation and maintenance of plant, pupil transportation, extracurricular activities and food service operations.

The Career Center's statement of net position and statement of activities can be found on pages 15-16 of this report.

Reporting the Career Center's Most Significant Funds

Fund Financial Statements

The analysis of the Career Center's major governmental funds begins on page 11. Fund financial reports provide detailed information about the Career Center's major funds. The Career Center uses many funds to account for a multitude of financial transactions. However, these fund financial statements focus on the Career Center's most significant funds. The Career Center's major governmental funds are the general fund, classroom facilities maintenance fund, and permanent improvement fund.

Governmental Funds

All of the Career Center's activities are reported in governmental funds, which focus on how money flows into and out of those funds and the balances left at year-end available for spending in future periods. These funds are reported using an accounting method called modified accrual accounting, which measures cash and all other financial assets that can readily be converted to cash. The governmental fund statements provide a detailed short-term view of the Career Center's general government operations and the basic services it provides. Governmental fund information helps you determine whether there are more or fewer financial resources that can be spent in the near future to finance educational programs. The relationship (or differences) between governmental activities (reported in the statement of net position and the statement of activities) and governmental funds is reconciled in the financial statements. The basic governmental fund financial statements can be found on pages 17-22 of this report.

**WAYNE COUNTY SCHOOLS CAREER CENTER
WAYNE COUNTY, OHIO**

**MANAGEMENT'S DISCUSSION AND ANALYSIS
FOR THE FISCAL YEAR ENDED JUNE 30, 2021**

Reporting the Career Center's Fiduciary Responsibilities

The Career Center acts in a trustee capacity as an agent for individuals, private organizations, other governmental units and/or other funds. These activities are reported in custodial funds. All of the Career Center's fiduciary activities are reported on separate statements. These activities are excluded from the Career Center's other financial statements because the assets cannot be utilized by the Career Center to finance its operations. The Career Center does not have any fiduciary activities.

Notes to the Basic Financial Statements

The notes provide additional information that is essential to a full understanding of the data provided in the government-wide and fund financial statements. These notes to the basic financial statements can be found on pages 23-60 of this report.

Required Supplementary Information

In addition to the basic financial statements and accompanying notes, this report also presents certain required supplementary information concerning the Career Center's net pension liability and net OPEB liability/asset. The required supplementary information can be found on pages 62 - 79 of this report.

THIS SPACE IS LEFT INTENTIONALLY BLANK

**WAYNE COUNTY SCHOOLS CAREER CENTER
WAYNE COUNTY, OHIO**

MANAGEMENT'S DISCUSSION AND ANALYSIS
FOR THE FISCAL YEAR ENDED JUNE 30, 2021

The Career Center as a Whole

The statement of net position provides the perspective of the Career Center as a whole. The table below provides a summary of the Career Center's net position for June 30, 2021 and June 30, 2020.

Net Position

	<u>Governmental Activities 2021</u>	<u>Governmental Activities 2020</u>
<u>Assets</u>		
Current assets	\$ 24,681,856	\$ 24,072,930
Net OPEB asset (Note 15)	944,873	885,270
Capital assets, net	<u>25,702,515</u>	<u>25,019,126</u>
Total assets	<u>51,329,244</u>	<u>49,977,326</u>
<u>Deferred Outflows of Resources</u>		
Pension (Note 14)	2,821,764	2,718,080
OPEB (Note 15)	<u>350,767</u>	<u>232,925</u>
Total deferred outflows	<u>3,172,531</u>	<u>2,951,005</u>
<u>Liabilities</u>		
Current liabilities	1,324,329	1,704,649
Long-term liabilities:		
Due within one year	85,525	88,845
Due in more than one year:		
Net pension liability (Note 14)	16,213,626	14,668,893
Net OPEB liability (Note 15)	1,047,433	1,225,495
Other amounts	<u>942,079</u>	<u>827,061</u>
Total liabilities	<u>19,612,992</u>	<u>18,514,943</u>
<u>Deferred inflows</u>		
Property taxes levied for the next fiscal year	7,256,190	7,240,297
Pension (Note 14)	251,707	987,790
OPEB (Note 15)	<u>1,729,098</u>	<u>1,501,215</u>
Total deferred inflows	<u>9,236,995</u>	<u>9,729,302</u>
<u>Net Position</u>		
Net investment in capital assets	25,665,530	24,568,138
Restricted	6,626,140	6,615,130
Unrestricted (deficit)	<u>(6,639,882)</u>	<u>(6,499,182)</u>
Total net position	<u>\$ 25,651,788</u>	<u>\$ 24,684,086</u>

**WAYNE COUNTY SCHOOLS CAREER CENTER
WAYNE COUNTY, OHIO**

**MANAGEMENT'S DISCUSSION AND ANALYSIS
FOR THE FISCAL YEAR ENDED JUNE 30, 2021**

The net pension liability is reported pursuant to Governmental Accounting Standards Board (GASB) Statement 68, "Accounting and Financial Reporting for Pensions—an Amendment of GASB Statement 27." The net other postemployment benefits (OPEB) liability/asset is reported pursuant to GASB Statement 75, "Accounting and Financial Reporting for Postemployment Benefits Other Than Pensions." For reasons discussed below, many end users of this financial statement will gain a clearer understanding of the Career Center's actual financial condition by adding deferred inflows related to pension and OPEB, the net pension liability, and the net OPEB liability to the reported net position and subtracting deferred outflows related to pension and OPEB and the net OPEB asset.

GASB standards are national and apply to all government financial reports prepared in accordance with generally accepted accounting principles. Prior accounting for pensions (GASB 27) and postemployment benefits (GASB 45) focused on a funding approach. This approach limited pension and OPEB costs to contributions annually required by law, which may or may not be sufficient to fully fund each plan's *net pension liability* or *net OPEB liability*. GASB 68 and GASB 75 take an earnings approach to pension and OPEB accounting; however, the nature of Ohio's statewide pension/OPEB plans and state law governing those systems requires additional explanation in order to properly understand the information presented in these statements.

GASB 68 and GASB 75 require the net pension liability and the net OPEB liability to equal the Career Center's proportionate share of each plan's collective:

1. Present value of estimated future pension/OPEB benefits attributable to active and inactive employees' past service.
2. Minus plan assets available to pay these benefits.

GASB notes that pension and OPEB obligations, whether funded or unfunded, are part of the "employment exchange"—that is, the employee is trading his or her labor in exchange for wages, benefits, and the promise of a future pension and other postemployment benefits. GASB noted that the unfunded portion of this promise is a present obligation of the government, part of a bargained-for benefit to the employee, and should accordingly be reported by the government as a liability since they received the benefit of the exchange. However, the Career Center is not responsible for certain key factors affecting the balance of these liabilities. In Ohio, the employee shares the obligation of funding pension benefits with the employer. Both employer and employee contribution rates are capped by State statute. A change in these caps requires action of both Houses of the General Assembly and approval of the Governor. Benefit provisions are also determined by State statute. The Ohio Revised Code permits, but does not require, the retirement systems to provide healthcare to eligible benefit recipients. The retirement systems may allocate a portion of the employer contributions to provide for these OPEB benefits.

The employee enters the employment exchange with the knowledge that the employer's promise is limited not by contract but by law. The employer enters the exchange also knowing that there is a specific, legal limit to its contribution to the retirement system. In Ohio, there is no legal means to enforce the unfunded liability of the pension/OPEB plan *as against the public employer*. State law operates to mitigate/lessen the moral obligation of the public employer to the employee, because all parties enter the employment exchange with notice as to the law. The retirement system is responsible for the administration of the pension and OPEB plans.

**WAYNE COUNTY SCHOOLS CAREER CENTER
WAYNE COUNTY, OHIO**

**MANAGEMENT'S DISCUSSION AND ANALYSIS
FOR THE FISCAL YEAR ENDED JUNE 30, 2021**

Most long-term liabilities have set repayment schedules or, in the case of compensated absences (i.e. sick and vacation leave), are satisfied through paid time-off or termination payments. There is no repayment schedule for the net pension liability or the net OPEB liability. As explained above, changes in benefits, contribution rates, and return on investments affect the balance of these liabilities but are outside the control of the local government. In the event that contributions, investment returns, and other changes are insufficient to keep up with required payments, State statute does not assign/identify the responsible party for the unfunded portion. Due to the unique nature of how the net pension liability and the net OPEB liability are satisfied, these liabilities are separately identified within the long-term liability section of the statement of net position.

In accordance with GASB 68 and GASB 75, the Career Center's statements prepared on an accrual basis of accounting include an annual pension expense and an annual OPEB expense for their proportionate share of each plan's *change* in net pension liability and net OPEB liability, respectively, not accounted for as deferred inflows/outflows.

Analysis of Net Position

Over time, net position can serve as a useful indicator of a government's financial position. At June 30, 2021, the Career Center's assets and deferred outflows exceeded liabilities and deferred inflows of resources by \$25,651,788.

Deferred outflows related to pension increased primarily due to changes in assumptions by the State Teachers Retirement System (STRS). See Note 14 for more detail.

Total assets include a net OPEB asset reported by STRS. See Note 15 for more detail.

Long-term liabilities increased primarily due to an increase in the net pension liability. This liability is outside of the control of the Career Center. The Career Center contributes its statutorily required contributions to the pension systems; however, it's the pension systems that collect, hold and distribute pensions and OPEB to the Career Center employees, not the Career Center.

At fiscal year-end, capital assets represented 50.07% of total assets. Capital assets include land, construction in progress, land improvements, buildings and improvements, furniture and equipment, and vehicles. The Career Center's net investment in capital assets at June 30, 2021 was \$25,665,530. These capital assets are used to provide services to the students and are not available for future spending. Although the Career Center's investment in capital assets is reported net of related debt, it should be noted that the resources to repay the debt must be provided from other sources, since capital assets may not be used to liquidate these liabilities.

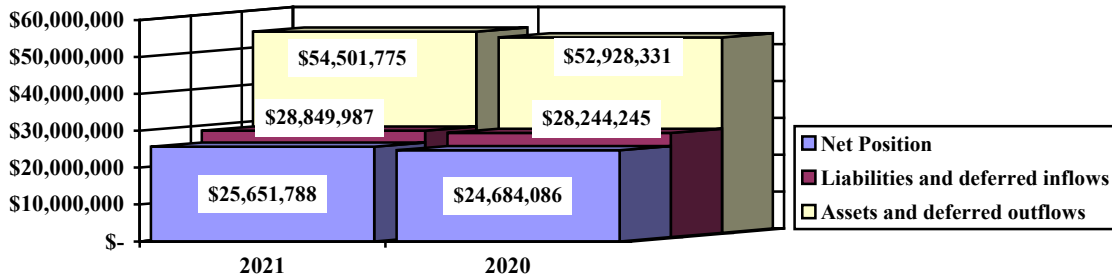
A portion of the Career Center's net position, \$6,626,140, represents resources that are subject to external restriction on how they may be used. The remaining balance of unrestricted net position was a deficit of \$6,639,882.

The graph below illustrates the Career Center's assets and deferred outflows of resources, liabilities and deferred inflows of resources, and net position at June 30, 2021 and June 30, 2020.

**WAYNE COUNTY SCHOOLS CAREER CENTER
WAYNE COUNTY, OHIO**

MANAGEMENT'S DISCUSSION AND ANALYSIS
FOR THE FISCAL YEAR ENDED JUNE 30, 2021

Governmental - Net Position



The table that follows shows the changes in net position for governmental activities for fiscal years 2021 and 2020.

Change in Net Position

	Governmental Activities 2021	Governmental Activities 2020
<u>Revenues</u>		
Program revenues:		
Charges for services and sales	\$ 2,188,301	\$ 2,293,240
Operating grants and contributions	5,445,168	4,347,811
Capital grants and contributions	-	6,000
General revenues:		
Property taxes	8,641,687	7,228,648
Payments in lieu of taxes	25,150	-
Grants and entitlements not restricted to specific programs	3,945,883	3,900,929
Investment earnings	22,671	468,866
Miscellaneous	361	252
Total revenues	20,269,221	18,245,746

**WAYNE COUNTY SCHOOLS CAREER CENTER
WAYNE COUNTY, OHIO**

**MANAGEMENT'S DISCUSSION AND ANALYSIS
FOR THE FISCAL YEAR ENDED JUNE 30, 2021**

<u>Expenses</u>		
Program expenses:		
Instruction:		
Regular	\$ 2,517,378	\$ 2,382,916
Special	20,670	20,670
Vocational	6,625,139	6,392,610
Adult education	2,255,102	1,424,117
Support services:		
Pupil	732,057	674,698
Instructional staff	2,203,832	2,069,210
Board of education	39,120	53,474
Administration	1,011,901	879,862
Fiscal	593,302	581,966
Operations and maintenance	2,290,412	2,488,402
Pupil transportation	37,938	52,598
Central	106,064	143,983
Operation of non-instructional services:		
Food service operations	312,364	334,112
Other non-instructional services	476,578	481,749
Extracurricular activities	77,305	94,525
Interest and fiscal charges	2,357	3,271
Total expenses	<u>19,301,519</u>	<u>18,078,163</u>
Changes in net position	967,702	167,583
Net position at beginning of year	<u>24,684,086</u>	<u>24,516,503</u>
Net position at end of year	<u>\$ 25,651,788</u>	<u>\$ 24,684,086</u>

Governmental Activities

Net position of the Career Center's governmental activities increased \$967,702. Total governmental expenses of \$19,301,519 were offset by program revenues of \$7,633,469 and general revenues of \$12,635,752. Program revenues supported 39.55% of the total governmental expenses.

The largest source of revenue comes from property taxes and unrestricted grants and entitlements, which account for 62.23% of total governmental revenues. Real estate property is reappraised every six years. Unrestricted grants and entitlements include monies received from the Ohio Department of Education, State foundation, and property tax relief such as homestead rollbacks and exemptions. The following table shows, for governmental activities, the total cost of services and the net cost of services for fiscal years 2021 and 2020. That is, it identifies the cost of these services supported by tax revenue and unrestricted State grants and entitlements.

**WAYNE COUNTY SCHOOLS CAREER CENTER
WAYNE COUNTY, OHIO**

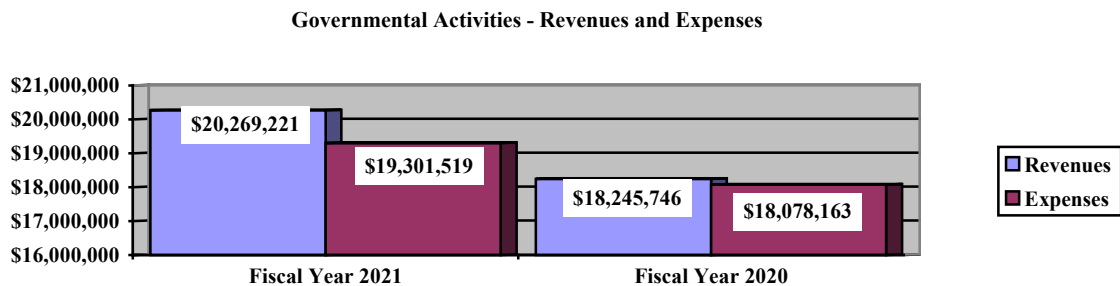
**MANAGEMENT'S DISCUSSION AND ANALYSIS
FOR THE FISCAL YEAR ENDED JUNE 30, 2021**

Governmental Activities

	Total Cost of Services 2021	Net Cost of Services 2021	Total Cost of Services 2020	Net Cost of Services 2020
Program expenses:				
Instruction:				
Regular	\$ 2,517,378	\$ 2,516,967	\$ 2,382,916	\$ 2,366,495
Special	20,670	20,670	20,670	20,670
Vocational	6,625,139	2,955,414	6,392,610	2,983,927
Adult education	2,255,102	103,984	1,424,117	(44,976)
Support services:				
Pupil	732,057	363,415	674,698	347,408
Instructional staff	2,203,832	1,576,164	2,069,210	1,406,310
Board of Education	39,120	39,120	53,474	53,474
Administration	1,011,901	998,685	879,862	863,137
Fiscal	593,302	593,302	581,966	581,966
Operations and maintenance	2,290,412	2,167,507	2,488,402	2,472,125
Pupil transportation	37,938	37,938	52,598	52,598
Central	106,064	8,809	143,983	22,011
Operations of non-instructional services				
Food service operations	312,364	96,491	334,112	102,281
Other non-instructional services	476,578	198,375	481,749	210,304
Extracurricular activities	77,305	(11,148)	94,525	(9,889)
Interest and fiscal charges	2,357	2,357	3,271	3,271
Total expenses	<u>\$ 19,301,519</u>	<u>\$ 11,668,050</u>	<u>\$ 18,078,163</u>	<u>\$ 11,431,112</u>

During fiscal year 2021 for governmental activities, 49.02% of instruction activities were supported through taxes and other general revenues. All governmental activities general revenue support was 60.45% in 2021.

The graph below presents the Career Center's governmental activities revenues and expenses for fiscal years 2021 and 2020.

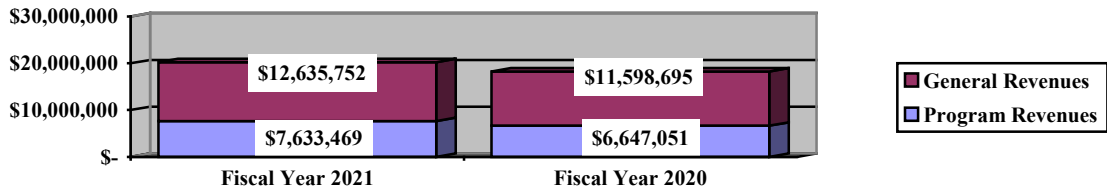


The graph below presents the Career Center's governmental activities revenue for fiscal years 2021 and 2020.

**WAYNE COUNTY SCHOOLS CAREER CENTER
WAYNE COUNTY, OHIO**

MANAGEMENT'S DISCUSSION AND ANALYSIS
FOR THE FISCAL YEAR ENDED JUNE 30, 2021

Governmental Activities - General and Program Revenues



The Career Center's Funds

The Career Center's governmental funds reported a combined fund balance of \$14,989,864, which is more than last year's total of \$14,752,406. The schedule below indicates the fund balance and the total change in fund balance as of June 30, 2021 and 2020.

	Fund Balance June 30, 2021	Fund Balance June 30, 2020	Change
General	\$ 8,755,435	\$ 8,511,418	\$ 244,017
Classroom Facilities Maintenance	2,823,606	2,852,034	(28,428)
Permanent Improvement	1,630,026	1,642,957	(12,931)
Nonmajor governmental	<u>1,780,797</u>	<u>1,745,997</u>	<u>34,800</u>
Total	<u>\$ 14,989,864</u>	<u>\$ 14,752,406</u>	<u>\$ 237,458</u>

General Fund

The Career Center's general fund balance increased \$244,017 during fiscal year 2021. The table that follows assists in illustrating the financial activities and fund balance of the general fund.

	2021 Amount	2020 Amount	Percentage Change
Revenues			
Taxes	\$ 6,514,508	\$ 5,857,047	11.23 %
Revenue in lieu of taxes	25,150	-	100.00 %
Tuition	406,850	292,910	38.90 %
Interest earnings	27,343	459,502	(94.05) %
Intergovernmental	6,577,806	6,481,364	1.49 %
Other revenues	<u>314,571</u>	<u>465,809</u>	(32.47) %
Total	<u>\$ 13,866,228</u>	<u>\$ 13,556,632</u>	2.28 %

**WAYNE COUNTY SCHOOLS CAREER CENTER
WAYNE COUNTY, OHIO**

**MANAGEMENT'S DISCUSSION AND ANALYSIS
FOR THE FISCAL YEAR ENDED JUNE 30, 2021**

General fund revenues increased \$309,596 or 2.28% during fiscal year 2021. Property taxes increased \$657,461 or 11.23%. The increase in tax revenue is due to an increase in collections from the pipeline. Tuition revenues increased \$113,940 or 38.90% due to increased open enrollment. Interest earnings decreased \$432,159 or 94.05% due to decreased interest rates on the Career Center's investments. The Career Center intends to hold investments to maturity therefore reducing risk related to fluctuations in fair value. Other revenues decreased due to decreased reimbursements. All other revenues remained consistent with the prior fiscal year.

The table that follows assists in illustrating the expenditures of the general fund.

<u>Expenditures</u>	<u>2021 Amount</u>	<u>2020 Amount</u>	<u>Percentage Change</u>
Instruction	\$ 7,608,926	\$ 7,581,389	0.36 %
Support services	4,256,987	4,165,326	2.20 %
Operation of non-instructional services	188,336	186,255	1.12 %
Extracurricular activities	28,720	31,511	(8.86) %
Facilities acquisition and construction	1,369,034	1,187,362	15.30 %
Debt Service	<u>5,451</u>	<u>5,450</u>	0.02 %
Total	<u>\$ 13,457,454</u>	<u>\$ 13,157,293</u>	2.28 %

General fund expenditures increased \$300,161 or 2.28% in fiscal year 2021. Facilities acquisition and construction increased \$181,672 or 15.30% due to the Career Centers completing the construction of the Lab Renovations during fiscal year 2021. All other expenditures remained consistent with the prior fiscal year or changed a nominal amount.

Classroom Facilities Maintenance Fund

The classroom facilities maintenance fund had \$164,757 in other financing sources and \$193,185 in expenditures. The classroom facilities maintenance fund's fund balance decreased \$28,428 from \$2,852,034 to \$2,823,606.

Permanent Improvement Fund

The permanent improvement fund had \$1,439,268 in revenues and \$1,452,199 in expenditures. The permanent improvement fund balance decreased \$12,931 from \$1,642,957 to \$1,630,026.

General Fund Budgeting Highlights

The Career Center's budget is prepared according to Ohio law and is based on accounting for certain transactions on a basis of cash receipts, disbursements, and encumbrances. The most significant budgeted fund is the general fund.

For the general fund, the original and final budgeted revenues and other financing sources were \$13,241,000 and \$13,339,000, respectively. Actual revenues and other financing sources were \$13,534,778. The difference between the final budgeted revenues and other financing sources and the actual revenues and other financing sources was \$195,778.

**WAYNE COUNTY SCHOOLS CAREER CENTER
WAYNE COUNTY, OHIO**

MANAGEMENT'S DISCUSSION AND ANALYSIS
FOR THE FISCAL YEAR ENDED JUNE 30, 2021

Total actual expenditures and other financing uses on the budget basis (cash outlays plus encumbrances) were \$13,889,233. This amount was \$591,681 less than the final budgeted amount (appropriations plus prior year encumbrances) primarily due to an overestimation of vocational expenditures. The final budgeted expenditures and other financing uses were \$14,480,914. The original budgeted expenditures and other financing uses were \$14,405,914.

Capital Assets and Debt Administration

Capital Assets

At the end of fiscal 2021, the Career Center had \$25,702,515 invested in land, construction in progress, land improvements, buildings and improvements, furniture and equipment and vehicles. The following table shows fiscal year 2021 balances compared to 2020:

**Capital Assets at June 30
(Net of Depreciation)**

	Governmental Activities	
	2021	2020
Land	\$ 611,258	\$ 611,258
Construction in progress	-	723,994
Land improvements	1,209,148	1,346,033
Building and improvements	21,249,879	19,413,727
Furniture, equipment, and Vehicles	2,632,230	2,924,114
Total	\$ 25,702,515	\$ 25,019,126

See Note 9 to the basic financial statements for additional information on the Career Center's capital assets.

Debt Administration

At June 30, 2021, the Career Center had \$36,985 in long-term debt outstanding. Of this total \$19,754 is due within one year and \$17,231 is due in more than one year. The following table summarizes the long-term debt outstanding at June 30, 2021 and June 30, 2020.

Outstanding Debt, at Year End

	Governmental Activities 2021	Governmental Activities 2020
	2021	2020
Capital lease obligation	\$ 36,985	\$ 55,777

See Note 10 to the basic financial statements for additional information on the Career Center's capital lease.

**WAYNE COUNTY SCHOOLS CAREER CENTER
WAYNE COUNTY, OHIO**

**MANAGEMENT'S DISCUSSION AND ANALYSIS
FOR THE FISCAL YEAR ENDED JUNE 30, 2021**

Current Financial Related Activity

The Career Center continues to have a positive financial outlook and will for the next few years unless changes in state and federal laws decrease income. The State of Ohio adopted the Biennial budget in June of 2021 (HB110). HB110 applies for fiscal years 2022 and 2023.

Contacting the Career Center's Financial Management

This financial report is designed to provide our citizens, taxpayers, and investors and creditors with a general overview of the Career Center's finances and to show the Career Center's accountability for the money it receives. If you have questions about this report or need additional financial information contact Mary Workman, Treasurer, Wayne County Career Center, 518 West Prospect Street, Smithville, Ohio 44677.

**WAYNE COUNTY SCHOOLS CAREER CENTER
WAYNE COUNTY, OHIO**

STATEMENT OF NET POSITION
JUNE 30, 2021

	Governmental Activities
Assets:	
Equity in pooled cash and investments	\$ 15,223,670
Receivables:	
Property taxes	8,927,682
Accounts	184,582
Accrued interest	22,523
Intergovernmental	312,816
Prepayments	10,583
Net OPEB asset (Note 15)	944,873
Capital assets:	
Nondepreciable capital assets	611,258
Depreciable capital assets, net	25,091,257
Capital assets, net	25,702,515
Total assets	51,329,244
Deferred outflows of resources:	
Pension (Note 14)	2,821,764
OPEB (Note 15)	350,767
Total deferred outflows of resources	3,172,531
Liabilities:	
Accounts payable	43,934
Accrued wages and benefits payable	921,437
Intergovernmental payable	191,312
Accrued interest payable	9
Unearned revenue	13,649
Accrued vacation leave payable	153,988
Long-term liabilities:	
Due within one year	85,525
Due in more than one year:	
Net pension liability (Note 14)	16,213,626
Net OPEB liability (Note 15)	1,047,433
Other amounts due in more than one year	942,079
Total liabilities	19,612,992
Deferred inflows of resources:	
Property taxes levied for the next fiscal year	7,256,190
Pension (Note 14)	251,707
OPEB (Note 15)	1,729,098
Total deferred inflows of resources	9,236,995
Net position:	
Net investment in capital assets	25,665,530
Restricted for:	
Capital projects	1,781,528
Classroom facilities maintenance	2,823,606
Adult education programs	1,597,727
State funded programs	17,176
Federally funded programs	200,152
Food service operations	120,090
Student activities	72,640
Other purposes	13,221
Unrestricted (deficit)	(6,639,882)
Total net position	\$ 25,651,788

SEE ACCOMPANYING NOTES TO THE BASIC FINANCIAL STATEMENTS

**WAYNE COUNTY SCHOOLS CAREER CENTER
WAYNE COUNTY, OHIO**

STATEMENT OF ACTIVITIES
FOR THE FISCAL YEAR ENDED JUNE 30, 2021

	Expenses	Program Revenues		Net (Expense)
		Charges for Services and Sales	Operating Grants and Contributions	Revenue and Changes in Net Position
				Governmental Activities
Governmental activities:				
Instruction:				
Regular	\$ 2,517,378	\$ -	\$ 411	\$ (2,516,967)
Special	20,670	-	-	(20,670)
Vocational	6,625,139	717,018	2,952,707	(2,955,414)
Adult/continuing	2,255,102	1,008,800	1,142,318	(103,984)
Support services:				
Pupil	732,057	-	368,642	(363,415)
Instructional staff	2,203,832	397,458	230,210	(1,576,164)
Board of education	39,120	-	-	(39,120)
Administration	1,011,901	-	13,216	(998,685)
Fiscal	593,302	-	-	(593,302)
Operations and maintenance	2,290,412	-	122,905	(2,167,507)
Pupil transportation	37,938	-	-	(37,938)
Central	106,064	-	97,255	(8,809)
Operation of non-instructional services:				
Food service operations	312,364	18,583	197,290	(96,491)
Other non-instructional services	476,578	-	278,203	(198,375)
Extracurricular activities	77,305	46,442	42,011	11,148
Interest and fiscal charges	2,357	-	-	(2,357)
Totals	\$ 19,301,519	\$ 2,188,301	\$ 5,445,168	(11,668,050)

General revenues:	
Property taxes levied for:	
General purposes	7,111,339
Capital outlay	1,530,348
Payments in lieu of taxes	25,150
Grants and entitlements not restricted to specific programs	3,945,883
Investment earnings	22,671
Miscellaneous	361
Total general revenues	12,635,752
Change in net position	967,702
Net position at beginning of year	24,684,086
Net position at end of year	\$ 25,651,788

SEE ACCOMPANYING NOTES TO THE BASIC FINANCIAL STATEMENTS

**WAYNE COUNTY SCHOOLS CAREER CENTER
WAYNE COUNTY, OHIO**

BALANCE SHEET
GOVERNMENTAL FUNDS
JUNE 30, 2021

	General	Classroom Facilities Maintenance	Permanent Improvement	Nonmajor Governmental Funds	Total Governmental Funds
Assets:					
Equity in pooled cash and investments	\$ 9,009,216	\$ 2,821,293	\$ 1,510,107	\$ 1,883,054	\$ 15,223,670
Receivables:					
Property taxes	7,418,217	-	1,509,465	-	8,927,682
Accounts	61,622	-	-	122,960	184,582
Accrued interest	22,523	-	-	-	22,523
Intergovernmental	74,300	-	-	238,516	312,816
Prepayments	7,217	2,313	-	1,053	10,583
Total assets	<u>\$ 16,593,095</u>	<u>\$ 2,823,606</u>	<u>\$ 3,019,572</u>	<u>\$ 2,245,583</u>	<u>\$ 24,681,856</u>
Liabilities:					
Accounts payable	\$ 16,930	\$ -	\$ 11,181	\$ 15,823	\$ 43,934
Accrued wages and benefits payable	800,395	-	-	121,042	921,437
Intergovernmental payable	165,230	-	-	26,082	191,312
Unearned revenue	-	-	-	13,649	13,649
Total liabilities	<u>982,555</u>	<u>-</u>	<u>11,181</u>	<u>176,596</u>	<u>1,170,332</u>
Deferred inflows of resources:					
Property taxes levied for the next fiscal year	6,029,336	-	1,226,854	-	7,256,190
Delinquent property tax revenue not available	744,596	-	151,511	-	896,107
Intergovernmental revenue not available	-	-	-	218,686	218,686
Accrued interest not available	21,697	-	-	-	21,697
Tuition revenue not available	59,476	-	-	69,504	128,980
Total deferred inflows of resources	<u>6,855,105</u>	<u>-</u>	<u>1,378,365</u>	<u>288,190</u>	<u>8,521,660</u>
Fund balances:					
Nonspendable:					
Prepays	7,217	2,313	-	1,053	10,583
Unclaimed funds	5,728	-	-	-	5,728
Restricted:					
Capital improvements	-	-	1,630,026	-	1,630,026
Adult education	-	-	-	1,589,780	1,589,780
Classroom facilities maintenance	-	2,821,293	-	-	2,821,293
Food service operations	-	-	-	124,948	124,948
State funded programs	-	-	-	17,176	17,176
Extracurricular	-	-	-	72,640	72,640
Other purposes	-	-	-	7,493	7,493
Assigned:					
Student instruction	116,622	-	-	-	116,622
Student and staff support	267,450	-	-	-	267,450
Facilities acquisition and construction	4,079	-	-	-	4,079
School supplies	313,185	-	-	-	313,185
Other purposes	40,487	-	-	-	40,487
Unassigned (deficit)	8,000,667	-	-	(32,293)	7,968,374
Total fund balances	<u>8,755,435</u>	<u>2,823,606</u>	<u>1,630,026</u>	<u>1,780,797</u>	<u>14,989,864</u>
Total liabilities, deferred inflows and fund balances	<u>\$ 16,593,095</u>	<u>\$ 2,823,606</u>	<u>\$ 3,019,572</u>	<u>\$ 2,245,583</u>	<u>\$ 24,681,856</u>

SEE ACCOMPANYING NOTES TO THE BASIC FINANCIAL STATEMENTS

**WAYNE COUNTY SCHOOLS CAREER CENTER
WAYNE COUNTY, OHIO**

RECONCILIATION OF TOTAL GOVERNMENTAL FUND BALANCES TO
NET POSITION OF GOVERNMENTAL ACTIVITIES
JUNE 30, 2021

Total governmental fund balances		\$	14,989,864
<i>Amounts reported for governmental activities on the statement of net position are different because:</i>			
Capital assets used in governmental activities are not financial resources and therefore are not reported in the funds.			25,702,515
Other long-term assets are not available to pay for current-period expenditures and therefore are deferred inflows in the funds.			
Property taxes receivable	\$	896,107	
Accounts receivable		128,980	
Accrued interest receivable		21,697	
Intergovernmental receivable		218,686	
Total		1,265,470	1,265,470
Accrued interest payable is not due and payable in the current period and therefore is not reported in the funds.			(9)
The net pension/OPEB assets & liabilities are not due and payable in the current period; therefore, the assets, liabilities and related deferred inflows/outflows are not reported in governmental funds.			
Deferred outflows - pension		2,821,764	
Deferred inflows - pension		(251,707)	
Net pension liability		(16,213,626)	
Deferred outflows - OPEB		350,767	
Deferred inflows - OPEB		(1,729,098)	
Net OPEB asset		944,873	
Net OPEB liability		(1,047,433)	
Total		(15,124,460)	(15,124,460)
Long-term liabilities, including bonds payable, are not due and payable in the current period and therefore are not reported in the funds.			
Capital lease obligations		(36,985)	
Compensated absences		(990,619)	
Accrued vacation leave		(153,988)	
Total		(1,181,592)	(1,181,592)
Net position of governmental activities		\$	25,651,788

SEE ACCOMPANYING NOTES TO THE BASIC FINANCIAL STATEMENTS

**WAYNE COUNTY SCHOOLS CAREER CENTER
WAYNE COUNTY, OHIO**

STATEMENT OF REVENUES, EXPENDITURES AND CHANGES IN FUND BALANCES
GOVERNMENTAL FUNDS
FOR THE FISCAL YEAR ENDED JUNE 30, 2021

	General	Classroom Facilities Maintenance	Permanent Improvement	Nonmajor Governmental Funds	Total Governmental Funds
Revenues:					
Property taxes	\$ 6,514,508	\$ -	\$ 1,410,980	\$ -	\$ 7,925,488
Intergovernmental	6,577,806	-	28,146	2,619,626	9,225,578
Investment earnings	27,343	-	-	59	27,402
Tuition and fees	406,850	-	-	1,448,266	1,855,116
Extracurricular	2,505	-	-	43,937	46,442
Charges for services	233,718	-	-	21,489	255,207
Contributions and donations	78,281	-	-	8,000	86,281
Payment in lieu of taxes	25,150	-	-	-	25,150
Miscellaneous	67	-	142	-	209
Total revenues	<u>13,866,228</u>	<u>-</u>	<u>1,439,268</u>	<u>4,141,377</u>	<u>19,446,873</u>
Expenditures:					
Current:					
Instruction:					
Regular	2,227,140	-	-	415	2,227,555
Vocational	5,370,944	-	10,000	227,921	5,608,865
Adult/continuing	10,842	-	-	2,124,289	2,135,131
Support services:					
Pupil	326,300	-	-	365,235	691,535
Instructional staff	1,467,750	-	-	606,171	2,073,921
Board of education	37,671	-	-	-	37,671
Administration	803,133	-	957	12,696	816,786
Fiscal	548,716	-	21,295	-	570,011
Operations and maintenance	1,029,612	126,085	-	75,926	1,231,623
Pupil transportation	43,805	-	-	-	43,805
Central	-	-	-	98,202	98,202
Operation of non-instructional services:					
Food service operations	-	-	-	267,543	267,543
Other non-instructional services	188,336	-	-	276,723	465,059
Extracurricular activities	28,720	-	-	48,585	77,305
Facilities acquisition and construction	1,369,034	67,100	1,407,115	-	2,843,249
Debt service:					
Principal retirement	4,843	-	11,398	2,551	18,792
Interest and fiscal charges	608	-	1,434	320	2,362
Total expenditures	<u>13,457,454</u>	<u>193,185</u>	<u>1,452,199</u>	<u>4,106,577</u>	<u>19,209,415</u>
Excess of revenues over (under) expenditures	<u>408,774</u>	<u>(193,185)</u>	<u>(12,931)</u>	<u>34,800</u>	<u>237,458</u>
Other financing sources (uses):					
Transfers in	-	164,757	-	-	164,757
Transfers (out)	(164,757)	-	-	-	(164,757)
Total other financing sources (uses)	<u>(164,757)</u>	<u>164,757</u>	<u>-</u>	<u>-</u>	<u>-</u>
Net change in fund balances	244,017	(28,428)	(12,931)	34,800	237,458
Fund balances at beginning of year	<u>8,511,418</u>	<u>2,852,034</u>	<u>1,642,957</u>	<u>1,745,997</u>	<u>14,752,406</u>
Fund balances at end of year	<u>\$ 8,755,435</u>	<u>\$ 2,823,606</u>	<u>\$ 1,630,026</u>	<u>\$ 1,780,797</u>	<u>\$ 14,989,864</u>

SEE ACCOMPANYING NOTES TO THE BASIC FINANCIAL STATEMENTS

**WAYNE COUNTY SCHOOLS CAREER CENTER
WAYNE COUNTY, OHIO**

RECONCILIATION OF THE STATEMENT OF REVENUES, EXPENDITURES
AND CHANGES IN FUND BALANCES OF GOVERNMENTAL FUNDS
TO THE STATEMENT OF ACTIVITIES
FOR THE FISCAL YEAR ENDED JUNE 30, 2021

Net change in fund balances - total governmental funds	\$	237,458
<i>Amounts reported for governmental activities in the statement of activities are different because:</i>		
Governmental funds report capital outlays as expenditures. However, in the statement of activities, the cost of those assets is allocated over their estimated useful lives as depreciation expense.		
Capital asset additions	\$ 2,818,872	
Current year depreciation	<u>(2,060,280)</u>	
Total		758,592
The net effect of various miscellaneous transactions involving capital assets (i.e., sales, disposals, trade-ins, and donations) is to decrease net position.		
		(75,203)
Revenues in the statement of activities that do not provide current financial resources are not reported as revenues in the funds.		
Property taxes	716,199	
Tuition	(46,594)	
Earnings on investments	(4,672)	
Intergovernmental	<u>157,415</u>	
Total		822,348
Repayment of capital lease principal is an expenditure in the governmental funds, but the repayment reduces long-term liabilities on the statement of net position.		
		18,792
In the statement of activities, interest is accrued on outstanding bonds, whereas in governmental funds, an interest expenditure is reported when due. The following items resulted in additional interest being reported in the statement of activities:		
		5
Contractually required contributions are reported as expenditures in governmental funds; however, the statement of net position reports these amounts as deferred outflows.		
Pension	1,184,704	
OPEB	<u>34,933</u>	
Total		1,219,637
Except for amounts reported as deferred inflows/outflows, changes in the net pension/OPEB liability/asset are reported as pension/OPEB expense in the statement of activities.		
Pension	(1,889,670)	
OPEB	<u>92,691</u>	
Total		(1,796,979)
Some expenses reported in the statement of activities, such as compensated absences and accrued vacation leave, do not require the use of current financial resources and therefore are not reported as expenditures in governmental funds.		
		<u>(216,948)</u>
Change in net position of governmental activities	\$	<u>967,702</u>

SEE ACCOMPANYING NOTES TO THE BASIC FINANCIAL STATEMENTS

**WAYNE COUNTY SCHOOLS CAREER CENTER
WAYNE COUNTY, OHIO**

STATEMENT OF REVENUES, EXPENDITURES AND CHANGES IN
FUND BALANCE - BUDGET AND ACTUAL (NON-GAAP BUDGETARY BASIS)
GENERAL FUND
FOR THE FISCAL YEAR ENDED JUNE 30, 2021

	<u>Budgeted Amounts</u>			Variance with Final Budget Positive (Negative)
	<u>Original</u>	<u>Final</u>	<u>Actual</u>	
Revenues:				
Property taxes	\$ 6,109,579	\$ 6,111,000	\$ 6,238,597	\$ 127,597
Intergovernmental	6,384,996	6,471,000	6,519,830	48,830
Investment earnings	138,788	147,076	141,719	(5,357)
Tuition and fees	386,618	347,224	315,927	(31,297)
Charges for services	190,809	217,000	194,838	(22,162)
Contributions and donations	5,580	5,700	5,698	(2)
Payment in lieu of taxes	24,630	25,000	25,150	150
Total revenues	<u>13,241,000</u>	<u>13,324,000</u>	<u>13,441,759</u>	<u>117,759</u>
Expenditures:				
Current:				
Instruction:				
Regular	2,013,738	2,147,000	2,264,821	(117,821)
Vocational	5,675,498	5,831,516	5,418,662	412,854
Support services:				
Pupil	364,321	392,725	328,426	64,299
Instructional staff	1,325,292	1,408,734	1,457,638	(48,904)
Board of education	69,791	61,407	39,285	22,122
Administration	853,592	849,411	828,012	21,399
Fiscal	640,004	552,891	556,234	(3,343)
Operations and maintenance	1,481,438	1,154,607	1,050,454	104,153
Pupil transportation	39,510	42,836	44,049	(1,213)
Operation of non-instructional services:				
Other non-instructional services	165,351	204,000	186,710	17,290
Facilities acquisition and construction	1,599,122	1,657,530	1,544,685	112,845
Total expenditures	<u>14,227,657</u>	<u>14,302,657</u>	<u>13,718,976</u>	<u>583,681</u>
Excess of expenditures over revenues	<u>(986,657)</u>	<u>(978,657)</u>	<u>(277,217)</u>	<u>701,440</u>
Other financing sources (uses):				
Refund of prior year's expenditures	-	15,000	93,019	78,019
Transfers (out)	<u>(178,257)</u>	<u>(178,257)</u>	<u>(170,257)</u>	<u>8,000</u>
Total other financing sources (uses)	<u>(178,257)</u>	<u>(163,257)</u>	<u>(77,238)</u>	<u>86,019</u>
Net change in fund balance	(1,164,914)	(1,141,914)	(354,455)	787,459
Fund balance at beginning of year	6,787,476	6,787,476	6,787,476	-
Prior year encumbrances appropriated	1,660,667	1,660,667	1,660,667	-
Fund balance at end of year	<u>\$ 7,283,229</u>	<u>\$ 7,306,229</u>	<u>\$ 8,093,688</u>	<u>\$ 787,459</u>

SEE ACCOMPANYING NOTES TO THE BASIC FINANCIAL STATEMENTS

**WAYNE COUNTY SCHOOLS CAREER CENTER
WAYNE COUNTY, OHIO**

STATEMENT OF REVENUES, EXPENDITURES AND CHANGES IN
FUND BALANCE - BUDGET AND ACTUAL (NON-GAAP BUDGETARY BASIS)
CLASSROOM FACILITIES MAINTENANCE FUND
FOR THE FISCAL YEAR ENDED JUNE 30, 2021

	<u>Budgeted Amounts</u>		<u>Actual</u>	<u>Variance with Final Budget Positive (Negative)</u>
	<u>Original</u>	<u>Final</u>		
Expenditures:				
Current:				
Support services:				-
Operations and maintenance	\$ 540,855	\$ 540,855	\$ 149,542	\$ 391,313
Facilities acquisition and construction	260,000	260,000	72,000	188,000
Total expenditures	<u>800,855</u>	<u>800,855</u>	<u>221,542</u>	<u>579,313</u>
Excess of expenditures over revenues	<u>(800,855)</u>	<u>(800,855)</u>	<u>(221,542)</u>	<u>579,313</u>
Other financing sources:				
Transfers in	<u>164,757</u>	<u>164,757</u>	<u>164,757</u>	<u>-</u>
Net change in fund balance	(636,098)	(636,098)	(56,785)	579,313
Fund balance at beginning of year	2,851,668	2,851,668	2,851,668	-
Prior year encumbrances appropriated	855	855	855	-
Fund balance at end of year	<u>\$ 2,216,425</u>	<u>\$ 2,216,425</u>	<u>\$ 2,795,738</u>	<u>\$ 579,313</u>

SEE ACCOMPANYING NOTES TO THE BASIC FINANCIAL STATEMENTS

**WAYNE COUNTY SCHOOLS CAREER CENTER
WAYNE COUNTY, OHIO**

NOTES TO THE BASIC FINANCIAL STATEMENTS
FOR THE FISCAL YEAR ENDED JUNE 30, 2021

NOTE 1 - DESCRIPTION OF THE CAREER CENTER

The Wayne County Schools Career Center (the “Career Center”) is a distinct political subdivision of the State of Ohio operated under the direction of a thirteen member Board of Education consisting of a representative from the participating school districts’ elected Boards. The Career Center is a body politic and corporate established for the purpose of exercising the rights and privileges conveyed to it by the constitution and laws of the State of Ohio. The Board possesses its own budgeting and taxing authority. The Career Center provides educational services as mandated by statute and/or federal agencies and operates one instructional/support facility. The Career Center is staffed by 52 classified employees and 89 certified teaching personnel who provide services to 727 students and other community members.

NOTE 2 - SUMMARY OF SIGNIFICANT ACCOUNTING POLICIES

The basic financial statements of the Career Center have been prepared in conformity with accounting principles generally accepted in the United States of America (GAAP) as applied to governmental units. The Governmental Accounting Standards Board (GASB) is the accepted standard-setting body for establishing governmental accounting and financial reporting principles. The Career Center’s significant accounting policies are described below.

A. Reporting Entity

The reporting entity has been defined in accordance with GASB Statement No. 14, “The Financial Reporting Entity” as amended by GASB Statement No. 39, “Determining Whether Certain Organizations Are Component Units” and GASB Statement No. 61, “The Financial Reporting Entity: Omnibus an Amendment of GASB Statements No. 14 and No. 34”. The reporting entity is composed of the primary government and component units. The primary government consists of all funds, departments, boards and agencies that are not legally separate from the Career Center. For the Career Center, this includes general operations, food service, and student related activities of the Career Center.

Component units are legally separate organizations for which the Career Center is financially accountable. The Career Center is financially accountable for an organization if the Career Center appoints a voting majority of the organization’s Governing Board and (1) the Career Center is able to significantly influence the programs or services performed or provided by the organization; or (2) the Career Center is legally entitled to or can otherwise access the organization’s resources; or (3) the Career Center is legally obligated or has otherwise assumed the responsibility to finance the deficits of, or provide financial support to, the organization; or (4) the Career Center is obligated for the debt of the organization. Component units may also include organizations that are fiscally dependent on the Career Center in that the Career Center approves the budget, the issuance of debt or the levying of taxes. Certain organizations are also included as component units if the nature and significance of the relationship between the primary government and the organization is such that exclusion by the primary government would render the primary government’s financial statements incomplete or misleading. Based upon the application of these criteria, the Career Center has no component units. The basic financial statements of the reporting entity include only those of the Career Center (the primary government).

The following organizations are described due to their relationship to the Career Center:

JOINTLY GOVERNED ORGANIZATION

Midland Council of Governments (the “Midland COG”)

The Midland COG is a jointly governed organization among twenty-two boards of education. The Midland COG was formed to provide efficient and cost-effective computer and data processing services to member boards. Financial support for the Midland COG is provided by member fees levied according to the number of students within each member’s respective district. The Executive Committee determines and sets the fees for all services. During the fiscal year ended June 30, 2021, the Career Center paid \$97,274 to the Midland COG for basic service charges.

**WAYNE COUNTY SCHOOLS CAREER CENTER
WAYNE COUNTY, OHIO**

NOTES TO THE BASIC FINANCIAL STATEMENTS
FOR THE FISCAL YEAR ENDED JUNE 30, 2021

NOTE 2 - SUMMARY OF SIGNIFICANT ACCOUNTING POLICIES - (Continued)

Representation on the Midland COG consists of one member appointed by each member board of education. The representative shall be the Superintendent, Assistant Superintendent or Treasurer of the member district board of education. The Midland COG is governed by the Executive Committee who is elected for two year terms except the position of Fiscal Agent Superintendent which is a permanent appointment. The Executive Committee consists of seven members. The members are two Superintendents, two Treasurers, two members-at-large and the Fiscal Agent Superintendent.

INSURANCE POOLS

Stark County Schools Council of Governments (the "Council)

The Career Center participates in the Council for purpose of providing employee medical/surgical benefits. The Council is a risk sharing pool created pursuant to State statute for the purpose of carrying out a cooperative program for the provision and administration of health care benefits. The Council is governed by an assembly which consists of one representative from each participating school district (usually the superintendent or designee). The assembly elects officers for one year terms to serve as the Board of Directors. The assembly exercises control over the operation of the Council. All Council revenues are generated from charges for services. The Council has a Health Benefits Program which is a shared risk pool comprised of 79 entities, most of which are school districts.

Ohio School Plan (the "Plan)

The Career Center participates in the Plan, an insurance purchasing pool established under Section 2744.081 of the Ohio Revised Code. The Plan is an unincorporated nonprofit association of its members which enables the participants to provide for a formalized joint insurance purchasing program for maintaining adequate insurance protection and provides risk management programs and other administrative services. The Plan's business and affairs are conducted by a fifteen member Board consisting of superintendents, treasurers, and a member of the Harcum-Schuett Insurance Agency, Inc., and a member of the Hylant Group, Inc. The Hylant Group, Inc. is the Plan's administrator and is responsible for processing claims. Harcum-Schuett Insurance Agency serves as the sales and marketing representative which establishes agreements between the Plan and its members. Financial information can be obtained from Harcum-Schuett Insurance Agency, 246 East Sycamore Street, Columbus, Ohio 43206.

B. Basis of Presentation

The Career Center's basic financial statements consist of government-wide financial statements, including a statement of net position and a statement of activities, and fund financial statements which provide a more detailed level of financial information.

Government-Wide Financial Statements - The statement of net position and the statement of activities display information about the Career Center as a whole. These statements include the financial activities of the stand-alone government. These statements usually distinguish between those activities of the Career Center that are governmental activities (primarily supported by taxes and intergovernmental revenues) and those that are considered business-type activities (primarily supported by fees and charges). However, the Career Center has no business-type activities.

**WAYNE COUNTY SCHOOLS CAREER CENTER
WAYNE COUNTY, OHIO**

NOTES TO THE BASIC FINANCIAL STATEMENTS
FOR THE FISCAL YEAR ENDED JUNE 30, 2021

NOTE 2 - SUMMARY OF SIGNIFICANT ACCOUNTING POLICIES - (Continued)

The statement of net position presents the financial condition of the governmental activities of the Career Center at fiscal year end. The statement of activities presents a comparison between direct expenses and program revenues for each program or function of the Career Center's governmental activities. Direct expenses are those that are specifically associated with a service, program or department and, therefore, clearly identifiable to a particular function. Program revenues include charges paid by the recipient of the goods or services offered by the program and grants and contributions that are restricted to meeting the operational or capital requirements of a particular program. Revenues which are not classified as program revenues are presented as general revenues of the Career Center, with certain limited exceptions. The comparison of direct expenses with program revenues identifies the extent to which each governmental function is self-financing or draws from the general revenues of the Career Center.

Fund Financial Statements - During the fiscal year, the Career Center segregates transactions related to certain Career Center functions or activities in separate funds in order to aid financial management and to demonstrate legal compliance. Fund financial statements are designed to present financial information of the Career Center at this more detailed level. The focus of governmental fund financial statements is on major funds. Each major fund is presented in a separate column. Nonmajor funds are aggregated and presented in a single column.

C. Fund Accounting

The Career Center uses funds to maintain its financial records during the year. A fund is defined as a fiscal and accounting entity with a self balancing set of accounts. There are three categories of funds: governmental, proprietary and fiduciary. The Career Center has no proprietary or fiduciary funds.

GOVERNMENTAL FUNDS

Governmental funds are those through which most governmental functions typically are financed. Governmental fund reporting focuses on the sources, uses and balances of current financial resources. Expendable assets are assigned to the various governmental funds according to the purposes for which they may or must be used. Current liabilities are assigned to the fund from which they will be paid. The difference between governmental fund assets and deferred outflows of resources and liabilities and deferred inflows of resources is reported as fund balance.

The following are the Career Center's major governmental funds:

General fund - The general fund is used to account for and report all financial resources not accounted for and reported in another fund. The general fund balance is available for any purpose provided it is expended or transferred according to the general laws of Ohio.

Classroom facilities maintenance fund - The classroom facilities maintenance fund accounts for financial resources restricted to the maintenance and upkeep of Career Center facilities.

Permanent improvement fund - The permanent improvement fund accounts for property taxes restricted for the acquisition, construction, or improvement of capital facilities.

Other governmental funds of the Career Center are used to account for specific revenue sources that are restricted to expenditures for specified purposes.

**WAYNE COUNTY SCHOOLS CAREER CENTER
WAYNE COUNTY, OHIO**

NOTES TO THE BASIC FINANCIAL STATEMENTS
FOR THE FISCAL YEAR ENDED JUNE 30, 2021

NOTE 2 - SUMMARY OF SIGNIFICANT ACCOUNTING POLICIES - (Continued)

FIDUCIARY FUNDS

Fiduciary fund reporting focuses on net position and changes in net position. The fiduciary fund category is split into four classifications: pension trust funds, investment trust funds, private purpose trust funds and custodial funds. Trust funds are distinguished from custodial funds by the existence of a trust agreement or equivalent arrangements that have certain characteristics. Custodial funds are used to report fiduciary activities that are not required to be reported in a trust fund. The Career Center does not have any fiduciary funds.

D. Measurement Focus

Government-Wide Financial Statements - The government-wide financial statements are prepared using a flow of economic resources measurement focus. All assets and deferred outflows of resources and all liabilities and deferred inflows of resources associated with the operation of the Career Center are included on the statement of net position. The statement of activities presents increases (e.g., revenues) and decreases (e.g., expenses) in total net position.

Fund Financial Statements - All governmental funds are accounted for using a flow of current financial resources measurement focus. With this measurement focus, only current assets/deferred outflows of resources and current liabilities/deferred inflows of resources are generally included on the balance sheet. The statement of revenues, expenditures, and changes in fund balances reflects the sources (i.e., revenues and other financing sources) and uses (i.e., expenditures and other financing uses) of current financial resources. This approach differs from the manner in which the governmental activities of the government-wide financial statements are prepared. Governmental fund financial statements, therefore, include a reconciliation with brief explanations to better identify the relationship between the government-wide statements and the fund financial statements for governmental funds.

E. Basis of Accounting

Basis of accounting determines when transactions are recorded in the financial records and reported on the financial statements. Government-wide financial statements are prepared using the accrual basis of accounting. Governmental funds use the modified accrual basis of accounting.

Revenues - Exchange and Nonexchange Transactions - Revenue resulting from exchange transactions, in which each party gives and receives essentially equal value, is recorded on the accrual basis when the exchange takes place. On a modified accrual basis, revenue is recorded in the fiscal year in which the resources are measurable and become available. Available means that the resources will be collected within the current fiscal year or are expected to be collected soon enough thereafter to be used to pay liabilities of the current fiscal year. For the Career Center, available means expected to be received within sixty days of fiscal year end.

Nonexchange transactions, in which the Career Center receives value without directly giving equal value in return, include property taxes, grants, entitlements and donations. On an accrual basis, revenue from property taxes is recognized in the fiscal year for which the taxes are levied (See Note 6).

Revenue from grants, entitlements and donations is recognized in the fiscal year in which all eligibility requirements have been satisfied. Eligibility requirements include timing requirements, which specify the year when the resources are required to be used or the fiscal year when use is first permitted, matching requirements, in which the Career Center must provide local resources to be used for a specified purpose and expenditure requirements, in which the resources are provided to the Career Center on a reimbursement basis. On a modified accrual basis, revenue from nonexchange transactions must also be available before it can be recognized.

**WAYNE COUNTY SCHOOLS CAREER CENTER
WAYNE COUNTY, OHIO**

**NOTES TO THE BASIC FINANCIAL STATEMENTS
FOR THE FISCAL YEAR ENDED JUNE 30, 2021**

NOTE 2 - SUMMARY OF SIGNIFICANT ACCOUNTING POLICIES - (Continued)

Under the modified accrual basis, the following revenue sources are considered to be both measurable and available at fiscal year end: property taxes available as an advance, interest, tuition, grants, student fees, contract services, and charges for services.

Deferred Outflows of Resources and Deferred Inflows of Resources - In addition to assets, the government-wide statement of net position will report a separate section for deferred outflows of resources. Deferred outflows of resources, represents a consumption of net position that applies to a future period and will not be recognized as an outflow of resources (expense/expenditure) until then. For the Career Center, see Notes 14 and 15 for deferred outflows of resources related to the Career Center's net pension liability and net OPEB liability/asset, respectively.

In addition to liabilities, both the government-wide statement of net position and the governmental fund financial statements report a separate section for deferred inflows of resources. Deferred inflows of resources represent an acquisition of net position that applies to a future period and will not be recognized as an inflow of resources (revenue) until that time. For the Career Center, deferred inflows of resources include property taxes and unavailable revenue. Property taxes represent amounts for which there is an enforceable legal claim as of June 30, 2021, but which were levied to finance fiscal year 2022 operations. These amounts have been recorded as a deferred inflow of resources on both the government-wide statement of net position and the governmental fund financial statements.

Unavailable revenue is reported only on the governmental funds balance sheet and represents receivables which will not be collected within the available period. For the Career Center, unavailable revenue includes, but is not limited to, delinquent property taxes, tuition, and intergovernmental grants. These amounts are deferred and recognized as an inflow of resources in the period the amounts become available.

For the Career Center, see Notes 14 and 15 for deferred inflows of resources related to the Career Center's net pension liability and net OPEB liability/asset, respectively. This deferred inflow of resources is only reported on the government-wide statement of net position.

Expenses/Expenditures - On the accrual basis of accounting, expenses are recognized at the time they are incurred. The entitlement value of donated commodities received during the year is reported in the fund financial statements as an expenditure with a like amount reported as intergovernmental revenue.

The measurement focus of governmental fund accounting is on decreases in net financial resources (expenditures) rather than expenses. Expenditures are generally recognized in the accounting period in which the related fund liability is incurred, if measurable. Allocations of cost, such as depreciation and amortization, are not recognized in governmental funds.

F. Budgetary Process

All funds, other than custodial funds, are legally required to be budgeted and appropriated. The major documents prepared are the tax budget, the appropriation resolution and the certificate of estimated resources, which are prepared on the budgetary basis of accounting. The tax budget demonstrates a need for existing or increased tax rates. The certificate of estimated resources establishes a limit on the amounts that the Board of Education may appropriate. The appropriation resolution is the Board's authorization to spend resources and sets annual limits on expenditures plus encumbrances at a level of control selected by the Board. The legal level of control has been established by the Board of Education at the fund level. Although the legal level of budgetary control was established at the fund level of expenditures, the Career Center has elected to present budgetary statement comparisons at the fund and function level of expenditures for the general fund, and classroom facilities maintenance fund.

**WAYNE COUNTY SCHOOLS CAREER CENTER
WAYNE COUNTY, OHIO**

NOTES TO THE BASIC FINANCIAL STATEMENTS
FOR THE FISCAL YEAR ENDED JUNE 30, 2021

NOTE 2 - SUMMARY OF SIGNIFICANT ACCOUNTING POLICIES - (Continued)

The certificate of estimated resources may be amended during the year if projected increases or decreases in revenue are identified by the Career Center Treasurer. The amounts reported as the original budgeted amounts in the budgetary statements reflect the amounts in the certificate when the original appropriations were adopted. The amounts reported as the final budgeted amounts in the budgetary statements reflect the amounts in the final amended certificate issued during fiscal year 2021.

The appropriation resolution is subject to amendment by the Board throughout the year with the restriction that appropriations may not exceed estimated revenues. The amounts reported as the original budgeted amounts reflect the first appropriation for that fund that covered the entire fiscal year, including amounts automatically carried over from prior years. The amounts reported as the final budgeted amounts represent the final appropriation amounts passed by the Board during the year.

Lapsing of Appropriations - At the close of each year, the unencumbered balance of each appropriation reverts to the respective fund from which it was appropriated and becomes subject to future appropriation. Encumbered appropriations are carried forward to the succeeding fiscal year and need not be re-appropriated.

G. Cash and Investments

To improve cash management, cash received by the Career Center is pooled. Monies for all funds are maintained in this pool. Individual fund integrity is maintained through Career Center records. Interest in the pool is presented as “equity in pooled cash and investments”.

During fiscal year 2021, the Career Center’s investments included negotiable certificates of deposit (negotiable CDs), a U.S. Government money market mutual fund, commercial paper, Federal National Mortgage Association (FNMA) securities, Federal Home Loan Mortgage Corporation (FHLMC) securities, and investments in the State Asset Treasury Reserve of Ohio (STAR Ohio). Except for investments in STAR Ohio, investments are reported at fair value which is based on quoted market prices or current share price.

STAR Ohio is an investment pool managed by the State Treasurer’s Office which allows governments within the State to pool their funds for investment purposes. STAR Ohio is not registered with the SEC as an investment company, but has adopted Governmental Accounting Standards Board (GASB), Statement No. 79, “Certain External Investment Pools and Pool Participants.” The Career Center measures its investment in STAR Ohio at the net asset value (NAV) per share provided by STAR Ohio. The NAV per share is calculated on an amortized cost basis that provides an NAV per share that approximates fair value.

For fiscal year 2021, there were no limitations or restrictions on any participant withdrawals due to redemption notice periods, liquidity fees, or redemption gates. However, notice must be given 24 hours in advance of all deposits and withdrawals exceeding \$100 million. STAR Ohio reserves the right to limit the transaction to \$250 million, requiring the excess amount to be transacted the following business day(s), but only to the \$250 million limit. All accounts of the participant will be combined for these purposes.

The Board of Education, by resolution, allocates interest earnings at the end of each fiscal year. Interest revenue credited to the general fund during fiscal year 2021 was \$27,343, which includes \$11,241 assigned from other Career Center funds.

Investments of the Career Center’s cash management pool and investments with an original maturity of three months or less at the time they are purchased by the Career Center are presented on the financial statements as cash equivalents. Investments with an initial maturity of more than three months are reported as investments.

An analysis of the Career Center’s investment accounts at fiscal year-end is provided in Note 4.

**WAYNE COUNTY SCHOOLS CAREER CENTER
WAYNE COUNTY, OHIO**

NOTES TO THE BASIC FINANCIAL STATEMENTS
FOR THE FISCAL YEAR ENDED JUNE 30, 2021

NOTE 2 - SUMMARY OF SIGNIFICANT ACCOUNTING POLICIES - (Continued)

H. Prepayments

Payments made to vendors for services that will benefit periods beyond June 30, 2021, are recorded as prepayments using the consumption method. A current asset for the prepaid amount is recorded at the time of purchase and an expenditure/expense is reported in the year in which services are consumed.

On the fund financial statements, reported prepayments are equally offset by nonspendable fund balance in the governmental funds which indicates that it does not constitute available spendable resources even though it is a component of net current assets.

I. Restricted Assets

Assets are reported as restricted when limitations on their use change the nature or normal understanding of the availability of the asset. Such constraints are either externally imposed by creditors, contributors, grantors, laws of other governments, or imposed by law through constitutional provisions or enabling legislation. The Career Center had no restricted assets at June 30, 2021.

J. Capital Assets

General capital assets result from expenditures in the governmental funds. These assets are reported in the governmental activities column of the government-wide statement of net position, but are not reported in the fund financial statements.

All capital assets are capitalized at cost (or estimated historical cost) and updated for additions and retirements during the year. Donated capital assets are recorded at their acquisition values as of the date received. The Career Center maintains a capitalization threshold of \$5,000 for its general capital assets. The Career Center does not possess any infrastructure. Improvements are capitalized; the costs of normal maintenance and repairs that do not add to the value of the asset or materially extend an asset's life are not.

All reported capital assets except land and construction in progress are depreciated. Improvements are depreciated over the remaining useful lives of the related capital assets. Depreciation is computed using the straight-line method over the following useful lives:

<u>Description</u>	<u>Estimated Useful lives</u>
Land improvements	15 - 30 years
Buildings and improvements	30 - 50 years
Furniture and equipment	3 - 15 years
Vehicles	5 - 15 years

K. Interfund Balances

On the fund financial statements, receivables and payables resulting from short-term interfund loans are classified as "interfund loans receivable/payable". These amounts are eliminated in the governmental activities column on the statement of net position. The Career Center did not have "interfund loans receivable/payable" during fiscal year 2021.

**WAYNE COUNTY SCHOOLS CAREER CENTER
WAYNE COUNTY, OHIO**

NOTES TO THE BASIC FINANCIAL STATEMENTS
FOR THE FISCAL YEAR ENDED JUNE 30, 2021

NOTE 2 - SUMMARY OF SIGNIFICANT ACCOUNTING POLICIES - (Continued)

L. Compensated Absences

The Career Center reports compensated absences in accordance with the provisions of GASB No. 16, "Accounting for Compensated Absences". Vacation benefits are accrued as a liability as the benefits are earned if the employee's rights to receive compensation are attributable to services already rendered and it is probable that the Career Center will compensate the employees for the benefits through paid time off or some other means.

Sick leave benefits are accrued as a liability using the termination payment method. An accrual for earned sick leave is made to the extent it is probable that benefits will result in termination payments. The liability is an estimate based on the Career Center's past experience of making termination payments.

For the governmental fund financial statements, compensated absences are recognized as liabilities and expenditures to the extent payments come due each period upon the occurrence of employee resignations and retirements. These amounts are recorded in the account "compensated absences payable" in the fund from which the employees who have accumulated leave are paid.

M. Accrued Liabilities and Long-Term Obligations

All payables, accrued liabilities, and long-term obligations are reported in the government-wide financial statements.

In general, governmental fund payables and accrued liabilities that, once incurred, are paid in a timely manner and in full from current financial resources are reported as obligations of the funds. However, claims and judgments and compensated absences that will be paid from governmental funds are reported as a liability in the fund financial statements only to the extent that they are due for payment during the current year. Capital leases are recognized as liabilities on the fund financial statements when due. Net pension/OPEB liability should be recognized in the governmental funds to the extent that benefit payments are due and payable and the pension/OPEB plan's fiduciary net position is not sufficient for payment of those benefits.

N. Net Position

Net position represents the difference between assets and deferred outflows and liabilities and deferred inflows. The net position component "net investment in capital assets," consists of capital assets, net of accumulated depreciation, reduced by the outstanding balances of any borrowing used for the acquisition, construction or improvement of those assets. Deferred outflows of resources and deferred inflows of resources that are attributable to the acquisition, construction or improvement of those assets or related debt also should be included in this component of net position. Net position is reported as restricted when there are limitations imposed on its use either through the enabling legislation adopted by the Career Center or through external restrictions imposed by creditors, grantors or laws or regulations of other governments. The restriction on net position for other purposes consists of extracurricular activities.

The Career Center applies restricted resources first when an expense is incurred for purposes for which both restricted and unrestricted net position is available.

O. Fund Balance

Fund balance is divided into five classifications based primarily on the extent to which the Career Center is bound to observe constraints imposed upon the use of the resources in the governmental funds. The classifications are as follows:

**WAYNE COUNTY SCHOOLS CAREER CENTER
WAYNE COUNTY, OHIO**

NOTES TO THE BASIC FINANCIAL STATEMENTS
FOR THE FISCAL YEAR ENDED JUNE 30, 2021

NOTE 2 - SUMMARY OF SIGNIFICANT ACCOUNTING POLICIES - (Continued)

Nonspendable - The nonspendable fund balance classification includes amounts that cannot be spent because they are not in spendable form or legally required to be maintained intact. The “not in spendable form” criterion includes items that are not expected to be converted to cash. It also includes the long-term amount of loans receivable in the general fund.

Restricted - Fund balance is reported as restricted when constraints are placed on the use of resources that are either externally imposed by creditors (such as through debt covenants), grantors, contributors, or laws or regulations of other governments, or imposed by law through constitutional provisions or enabling legislation.

Committed - The committed fund balance classification includes amounts that can be used only for the specific purposes imposed by a formal action (resolution) of the Career Center Board of Education (the highest level of decision making authority). Those committed amounts cannot be used for any other purpose unless the Career Center Board of Education removes or changes the specified use by taking the same type of action (resolution) it employed to previously commit those amounts. Committed fund balance also incorporates contractual obligations to the extent that existing resources in the fund have been specifically committed for use in satisfying those contractual requirements.

Assigned - Amounts in the assigned fund balance classification are intended to be used by the Career Center for specific purposes but do not meet the criteria to be classified as restricted nor committed. In governmental funds other than the general fund, assigned fund balance represents the remaining amount that is not restricted or committed. In the general fund, assigned amounts represent intended uses established by policies of the Career Center Board of Education. The Board of Education has by resolution authorized the Treasurer to assign fund balance. The Board of Education may also assign fund balance as it does when appropriating fund balance to cover a gap between estimated revenue and appropriations in the subsequent year’s appropriated budget.

Unassigned - Unassigned fund balance is the residual classification for the general fund and includes all spendable amounts not contained in the other classifications. In other governmental funds, the unassigned classification is only used to report a deficit fund balance resulting from overspending for specific purposes for which amounts had been restricted, committed, or assigned.

The Career Center applies restricted resources first when expenditures are incurred for purposes for which restricted and unrestricted (committed, assigned, and unassigned) fund balance is available. Similarly, within unrestricted fund balance, committed amounts are reduced first followed by assigned, and then unassigned amounts when expenditures are incurred for purposes for which amounts in any of the unrestricted fund balance classifications could be used.

P. Interfund Activity

Exchange transactions between funds are reported as revenues in the seller funds and as expenditures in the purchaser funds. Flows of cash or goods from one fund to another without a requirement for repayment are reported as interfund transfers. Interfund transfers are reported as other financing sources/uses in governmental funds. Repayments from funds responsible for particular expenditures/expenses to the funds that initially paid for them are not presented on the financial statements. Transfers between governmental funds are eliminated for reporting on the government-wide statement of activities. Interfund services provided and used are not eliminated for reporting on the government-wide statement of activities. See Note 5 for details.

Q. Estimates

The preparation of the basic financial statements in conformity with GAAP requires management to make estimates and assumptions that affect the amounts reported in the basic financial statements and accompanying notes. Actual results may differ from those estimates.

**WAYNE COUNTY SCHOOLS CAREER CENTER
WAYNE COUNTY, OHIO**

NOTES TO THE BASIC FINANCIAL STATEMENTS
FOR THE FISCAL YEAR ENDED JUNE 30, 2021

NOTE 2 - SUMMARY OF SIGNIFICANT ACCOUNTING POLICIES - (Continued)

R. Pensions/Other Postemployment Benefits (OPEB)

For purposes of measuring the net pension/OPEB liability, net OPEB asset, deferred outflows of resources and deferred inflows of resources related to pensions/OPEB, and pension/OPEB expense, information about the fiduciary net position of the pension/OPEB plans and additions to/deductions from their fiduciary net position have been determined on the same basis as they are reported by the pension/OPEB plan. For this purpose, benefit payments (including refunds of employee contributions) are recognized when due and payable in accordance with the benefit terms. The pension/OPEB plans report investments at fair value.

S. Extraordinary and Special Items

Extraordinary items are transactions or events that are both unusual in nature and infrequent in occurrence. Special items are transactions or events that are within the control of the Board of Education and that are either unusual in nature or infrequent in occurrence. Neither type of transaction occurred during fiscal year 2021.

T. Fair Value Measurements

The Career Center categorizes its fair value measurements within the fair value hierarchy established by generally accepted accounting principles. The hierarchy is based on the valuation inputs used to measure the fair value of the asset. Level 1 inputs are quoted prices in active markets for identical assets; Level 2 inputs are significant other observable inputs; Level 3 inputs are significant unobservable inputs.

NOTE 3 - ACCOUNTABILITY AND COMPLIANCE

A. Change in Accounting Principles

For fiscal year 2021, the Career Center has applied GASB Statement No. 95, "Postponement of the Effective Dates of Certain Authoritative Guidance." GASB Statement No. 95 provides temporary relief to governments and other stakeholders in light of the COVID-19 pandemic. This objective is accomplished by postponing the effective dates of certain provisions in Statements and Implementation Guides that first became effective or are scheduled to become effective for periods beginning after June 15, 2018, and later.

Certain provisions contained in the following pronouncements were scheduled to be implemented for the fiscal year ended June 30, 2021. Due to the implementation of GASB Statement No. 95, the effective dates of certain provisions contained in these pronouncements are postponed until the fiscal year ended June 30, 2022:

- Statement No. 87, *Leases*
- Implementation Guide No. 2019-3, *Leases*
- Statement No. 89, *Accounting for Interest Cost Incurred before the End of a Construction Period*
- Statement No. 92, *Omnibus 2020*
- Statement No. 93, *Replacement of Interbank Offered Rates*

**WAYNE COUNTY SCHOOLS CAREER CENTER
WAYNE COUNTY, OHIO**

NOTES TO THE BASIC FINANCIAL STATEMENTS
FOR THE FISCAL YEAR ENDED JUNE 30, 2021

NOTE 3 - ACCOUNTABILITY AND COMPLIANCE – (Continued)

B. Deficit Fund Balances

Fund balances at June 30, 2021 included the following individual fund deficits:

<u>Nonmajor funds</u>	<u>Deficit</u>
Post secondary vocational education	\$ 1,364
Adult basic education	3,902
Vocational education	18,031
Miscellaneous federal grants	8,996

The general fund is liable for any deficit in these funds and provides transfers when cash is required, not when accruals occur. The deficit fund balances resulted from adjustments for accrued liabilities.

NOTE 4 - DEPOSITS AND INVESTMENTS

State statutes classify monies held by the Career Center into three categories.

Active deposits are monies determined to be necessary to meet current demands on the treasury. Such monies must be maintained either as cash in the Career Center treasury, in commercial accounts payable or withdrawable on demand, including negotiable order of withdrawal (NOW) accounts, or in money market deposit accounts.

Inactive deposits are public deposits that the Board of Education has identified as not required for use within the current five-year period of designation of depositories. Inactive deposits must either be evidenced by certificates of deposit maturing not later than the end of the current period of designation of depositories, or by savings or deposit accounts including, but not limited to, passbook accounts.

Interim deposits are deposits of interim monies. Interim monies are those monies which are not needed for immediate use, but which will be needed before the end of the current period of designation of depositories. Interim deposits must be evidenced by time certificates of deposit maturing not more than one year from the date of deposit or by savings or deposit accounts including passbook accounts.

Interim monies may be deposited or invested in the following securities:

1. United States Treasury Notes, Bills, Bonds, or any other obligation or security issued by the United States Treasury or any other obligation guaranteed as to principal and interest by the United States;
2. Bonds, notes, debentures, or any other obligations or securities issued by any federal government agency or instrumentality, including, but not limited to, the Federal National Mortgage Association, Federal Home Loan Bank, Federal Farm Credit Bank, Federal Home Loan Mortgage Corporation, and Government National Mortgage Association. All federal agency securities shall be direct issuances of federal government agencies or instrumentalities;
3. Written repurchase agreements in the securities listed above provided that the fair value of the securities subject to the repurchase agreement must exceed the principal value of the agreement by at least two percent and be marked to market daily, and that the term of the agreement must not exceed thirty days;
4. Bonds and other obligations of the State of Ohio, and with certain limitations including a requirement for maturity within ten years from the date of settlement, bonds and other obligations of political subdivisions of the State of Ohio, if training requirements have been met;

**WAYNE COUNTY SCHOOLS CAREER CENTER
WAYNE COUNTY, OHIO**

NOTES TO THE BASIC FINANCIAL STATEMENTS
FOR THE FISCAL YEAR ENDED JUNE 30, 2021

NOTE 4 - DEPOSITS AND INVESTMENTS - (Continued)

5. Time certificates of deposit or savings or deposit accounts including, but not limited to, passbook accounts;
6. No-load money market mutual funds consisting exclusively of obligations described in items (1) and (2) above and repurchase agreements secured by such obligations, provided that investments in securities described in this division are made only through eligible institutions;
7. The State Treasurer's investment pool, the State Treasury Asset Reserve of Ohio (STAR Ohio);
8. Certain banker's acceptance and commercial paper notes for a period not to exceed one hundred eighty days and two hundred seventy days, respectively, from the purchase date in an amount not to exceed forty percent of the interim monies available for investment at any one time; and,

Protection of the Career Center's deposits is provided by the Federal Deposit Insurance Corporation (FDIC), by eligible securities pledged by the financial institution as security for repayment, or by the financial institutions participation in the Ohio Pooled Collateral System, a collateral pool of eligible securities deposited with a qualified trustee and pledged to the Treasurer of State to secure the repayment of all public monies deposited in the financial institution.

Investments in stripped principal or interest obligations, reverse repurchase agreements and derivatives are prohibited. The issuance of taxable notes for the purpose of arbitrage, the use of leverage and short selling are also prohibited. Except as noted above, an investment must mature within five years from the date of purchase unless matched to a specific obligation or debt of the Career Center and must be purchased with the expectation that it will be held to maturity. Investments may only be made through specified dealers and institutions. Payment for investments may be made only upon delivery of the securities representing the investments to the Treasurer or, if the securities are not represented by a certificate, upon receipt of confirmation of transfer from the custodian.

A. Cash on Hand

At fiscal year-end, the Career Center had \$350 in undeposited cash on hand which is included on the financial statements of the Career Center as part of "equity in pooled cash and investments".

B. Deposits with Financial Institutions

At June 30, 2021, the carrying amount of all Career Center deposits was \$5,372,734 and the bank balance of all Career Center deposits was \$5,380,340. Of the bank balance, \$525,000 was covered by the FDIC, \$2,427,670 was covered by the Ohio Pooled Collateral System, and \$2,427,670 was exposed to custodial credit risk discussed below because those deposits were uninsured and uncollateralized.

Custodial credit risk is the risk that, in the event of bank failure, the Career Center will not be able to recover deposits or collateral securities that are in the possession of an outside party. The Career Center has no deposit policy for custodial credit risk beyond the requirements of State statute. Ohio law requires that deposits either be insured or protected by (1) eligible securities pledged to the Career Center and deposited with a qualified trustee by the financial institution as security for repayment whose fair value at all times shall be at least 105 percent of the deposits being secured, or (2) participation in the Ohio Pooled Collateral System (OPCS), a collateral pool of eligible securities deposited with a qualified trustee and pledged to the Treasurer of State to secure the repayment of all public monies deposited in the financial institution. OPCS requires the total fair value of the securities pledged to be 102 percent of the deposits being secured or a rate set by the Treasurer of State. For 2021, the Career Center's financial institution was approved for a reduced collateral rate of 50 percent through the OPCS. Although all statutory requirements for the deposit of money had been followed, noncompliance with Federal requirements could potentially subject the Career Center to a successful claim by the FDIC.

**WAYNE COUNTY SCHOOLS CAREER CENTER
WAYNE COUNTY, OHIO**

NOTES TO THE BASIC FINANCIAL STATEMENTS
FOR THE FISCAL YEAR ENDED JUNE 30, 2021

NOTE 4 - DEPOSITS AND INVESTMENTS - (Continued)

C. Investments

As of June 30, 2021, the Career Center had the following investments and maturities:

Measurement/ <u>Investment type</u>	Measurement Value	Investment Maturity				
		6 Months or Less	7 to 12 months	13 to 18 months	19 to 24 months	Greater than 24 months
<i>Fair Value:</i>						
FNMA	\$ 1,213,552	\$ -	\$ -	\$ -	\$ 399,958	\$ 813,594
FHLMC	653,487	-	-	-	-	653,487
Negotiable CDs	5,323,728	998,819	1,752,028	507,179	1,537,186	528,516
Commercial Paper	2,538,653	2,124,085	414,568	-	-	-
U.S. Government Money Market Mutual Fund	12,726	12,726	-	-	-	-
<i>Amortized Cost:</i>						
STAR Ohio	108,440	108,440	-	-	-	-
Total	\$ 9,850,586	\$ 3,244,070	\$ 2,166,596	\$ 507,179	\$ 1,937,144	\$ 1,995,597

The weighted average maturity of investments is 1.32 years.

The Career Center's investments in U.S. Government money market mutual funds are valued using quoted market prices in active markets (Level 1 inputs). The Career Center's investments in federal agency securities (FNMA, FHLMC), commercial paper and negotiable CD's are valued using quoted prices in markets that are not considered to be active, dealer quotations or alternative pricing sources for similar assets or liabilities for which all significant inputs are observable, either directly or indirectly (Level 2 inputs).

Interest Rate Risk: The Ohio Revised Code generally limits security purchases to those that mature within five years of the settlement date. The Career Center's policy indicates that the investments must mature within five years, unless matched to a specific obligation or debt of the Career Center.

Credit Risk: The Career Center's investments in federal agency securities were rated AA+ and Aaa by Standard & Poor's and Moody's Investor Services, respectively. Commercial paper investments were rated A-1 and A-1+ by Standard & Poor's and P-1 by Moody's Investor Services. The U.S. government money market mutual fund and STAR Ohio were rated AAAM by Standard & Poor's. Ohio law requires that STAR Ohio maintain the highest rating provided by at least one nationally recognized standard rating service. The negotiable CDs were not rated but are fully insured by the FDIC. The Career Center has no investment policy that would further limit its investment choices.

Custodial Credit Risk: For an investment, custodial credit risk is the risk that, in the event of the failure of the counterparty, the Career Center will no longer be able to recover the value of its investments or collateral securities that are in the possession of an outside party. The federal agency securities are exposed to custodial credit risk in that they are uninsured, unregistered and held by the counterparty's trust department or agent, but not in the Career Center's name. The Career Center has no investment policy dealing with investment custodial credit risk beyond the requirement in State statute that prohibits payment for investments prior to the delivery of the securities representing such investments to the Treasurer or qualified trustee.

**WAYNE COUNTY SCHOOLS CAREER CENTER
WAYNE COUNTY, OHIO**

NOTES TO THE BASIC FINANCIAL STATEMENTS
FOR THE FISCAL YEAR ENDED JUNE 30, 2021

NOTE 4 - DEPOSITS AND INVESTMENTS - (Continued)

Concentration of Credit Risk: The Career Center places no limit on the amount that may be invested in any one issuer. The following table includes the percentage of each investment type held by the Career Center at June 30, 2021:

<u>Measurement/ Investment type</u>	<u>Measurement value</u>	<u>% to total</u>
<i>Fair Value:</i>		
FNMA	\$ 1,213,552	12.32
FHLMC	653,487	6.63
Negotiable CDs	5,323,728	54.05
Commercial Paper	2,538,653	25.77
U.S. Government Money		
Market Mutual Fund	12,726	0.13
<i>Amortized Cost:</i>		
STAR Ohio	<u>108,440</u>	<u>1.10</u>
Total	<u>\$ 9,850,586</u>	<u>100.00</u>

D. Reconciliation of Cash and Investments to the Statement of Net Position

The following is a reconciliation of cash and investments as reported in the note above to cash and investments as reported on the statement of net position as of June 30, 2021:

<u>Cash and investments per note</u>	
Carrying amount of deposits	\$ 5,372,734
Investments	9,850,586
Cash on hand	<u>350</u>
Total	<u>\$ 15,223,670</u>
 <u>Cash and investments per statement of net position</u>	
Governmental activities	<u>\$ 15,223,670</u>

NOTE 5 - INTERFUND TRANSACTIONS

Transfers for the fiscal year ended June 30, 2021 consisted of the following:

	<u>Transfer In</u>	<u>Transfer Out</u>
General fund	\$ -	\$ 164,757
Classroom facilities maintenance	<u>164,757</u>	<u>-</u>
Total	<u>\$ 164,757</u>	<u>\$ 164,757</u>

**WAYNE COUNTY SCHOOLS CAREER CENTER
WAYNE COUNTY, OHIO**

**NOTES TO THE BASIC FINANCIAL STATEMENTS
FOR THE FISCAL YEAR ENDED JUNE 30, 2021**

NOTE 5 - INTERFUND TRANSACTIONS – (Continued)

Transfers are used to (1) move revenues from the fund that statute or budget requires to collect them to the fund that statute or budget requires to expend them, (2) move receipts restricted to debt service from the fund collecting the receipts to the debt service fund as debt service payments become due, and (3) use unrestricted revenues collected in the general fund to finance various programs accounted for in other funds in accordance with budgetary authorizations.

During fiscal year 2021, the Career Center transferred \$164,757 from the general fund to the classroom facilities maintenance fund to provide for future facilities maintenance expenditures.

Interfund transfers between governmental funds are eliminated on the government-wide financial statements; therefore, no transfers are reported on the statement of activities.

NOTE 6 - PROPERTY TAXES

Property taxes are levied and assessed on a calendar year basis while the Career Center fiscal year runs from July through June. First half tax collections are received by the Career Center in the second half of the fiscal year. Second half tax distributions occur in the first half of the following fiscal year.

Property taxes include amounts levied against all real property and public utility property. Real property tax revenues received in calendar year 2021 represent the collection of calendar year 2020 taxes. Real property taxes received in calendar year 2021 were levied after April 1, 2020, on the assessed values as of January 1, 2020, the lien date. Assessed values for real property taxes are established by State statute at 35 percent of appraised fair value. Real property taxes are payable annually or semiannually. If paid annually, payment is due December 31; if paid semiannually, the first payment is due December 31, with the remainder payable by June 20. Under certain circumstances, State statute permits alternate payment dates to be established. Public utility property tax revenues received in calendar year 2021 represent the collection of calendar year 2020 taxes. Public utility real and personal property taxes received in calendar year 2021 became a lien on December 31, 2019, were levied after April 1, 2020, and are collected with real property taxes. Public utility real property is assessed at 35 percent of true value; public utility tangible personal property is currently assessed at varying percentages of true value.

The Career Center receives property taxes from Wayne, Medina, Holmes, Stark and Ashland Counties. The County Auditors periodically advance to the Career Center their portion of the taxes collected. Second-half real property tax payments collected by the County by June 30, 2021, are available to finance fiscal year 2021 operations. The amount available as an advance at June 30, 2021 was \$644,285 in the general fund and \$131,100 in the permanent improvement fund. This amount is recorded as revenue. The amount available for advance at June 30, 2020 was \$368,374 in the general fund and \$80,133 in the permanent improvement fund. The amount of second-half real property taxes available for advance at fiscal year-end can vary based on the date the tax bills are sent.

Accrued property taxes receivable includes real property, public utility property and delinquent tangible personal property taxes which are measurable as of June 30, 2021 and for which there is an enforceable legal claim. Although total property tax collections for the next fiscal year are measurable, only the amount of real property taxes available as an advance at June 30 was levied to finance current fiscal year operations and is reported as revenue at fiscal year-end. The portion of the receivable not levied to finance current fiscal year operations is offset by a credit to deferred inflows.

**WAYNE COUNTY SCHOOLS CAREER CENTER
WAYNE COUNTY, OHIO**

NOTES TO THE BASIC FINANCIAL STATEMENTS
FOR THE FISCAL YEAR ENDED JUNE 30, 2021

NOTE 6 - PROPERTY TAXES – (Continued)

On the accrual basis of accounting, collectible delinquent property taxes have been recorded as a receivable and revenue, while on a modified accrual basis of accounting the revenue has been reported as a deferred inflow. The assessed values upon which the fiscal year 2021 taxes were collected are:

	2020 Second Half Collections		2021 First Half Collections	
	<u>Amount</u>	<u>Percent</u>	<u>Amount</u>	<u>Percent</u>
Agricultural/residential and other real estate	\$ 2,488,243,450	83.83	\$ 2,769,913,931	85.45
Public utility personal	<u>480,094,770</u>	<u>16.17</u>	<u>471,556,170</u>	<u>14.55</u>
Total	<u>\$ 2,968,338,220</u>	<u>100.00</u>	<u>\$ 3,241,470,101</u>	<u>100.00</u>
Tax rate per \$1,000 of assessed valuation	\$ 4.60		\$ 4.60	

NOTE 7 - BUDGETARY BASIS OF ACCOUNTING

While reporting financial position, results of operations, and changes in fund balance on the basis of GAAP, the budgetary basis as provided by law is based upon accounting for certain transactions on a basis of cash receipts and disbursements.

The statement of revenue, expenditures and changes in fund balance - budget and actual (non-GAAP budgetary basis) presented for the general fund and the classroom facilities maintenance fund is presented on the budgetary basis to provide a meaningful comparison of actual results with the budget. The major differences between the budget basis and the GAAP basis are that:

- (a) Revenues and other financing sources are recorded when received in cash (budget basis) as opposed to when susceptible to accrual (GAAP basis);
- (b) Expenditures and other financing uses are recorded when paid in cash (budget basis) as opposed to when the liability is incurred (GAAP basis);
- (c) In order to determine compliance with Ohio law, and to reserve that portion of the applicable appropriation, total outstanding encumbrances (budget basis) are recorded as the equivalent of an expenditure, as opposed to assigned or committed fund balance for that portion of outstanding encumbrances not already recognized as an account payable (GAAP basis);
- (d) Certain funds are included in the general fund (GAAP basis), but have separate legally adopted budget (budget basis).

**WAYNE COUNTY SCHOOLS CAREER CENTER
WAYNE COUNTY, OHIO**

NOTES TO THE BASIC FINANCIAL STATEMENTS
FOR THE FISCAL YEAR ENDED JUNE 30, 2021

NOTE 7 - BUDGETARY BASIS OF ACCOUNTING – (Continued)

The adjustments necessary to convert the results of operations for the year on the budget basis to the GAAP basis for the general fund, and the classroom facilities maintenance fund is as follows:

Net Change in Fund Balance

	<u>General Fund</u>	<u>Classroom Facilities Maintenance Fund</u>
Budget basis	\$ (354,455)	\$ (56,785)
Net adjustment for revenue accruals	218,778	-
Net adjustment for expenditure accruals	292,172	2,802
Net adjustment for other sources/uses	(87,519)	-
Funds budgeted elsewhere **	6,736	-
Adjustment for encumbrances	<u>168,305</u>	<u>25,555</u>
GAAP basis	<u>\$ 244,017</u>	<u>\$ (28,428)</u>

** Certain funds that are legally budgeted in separate special revenue funds are considered part of the general fund on a GAAP basis. These include the uniform school supplies fund, the public school support fund, unclaimed monies fund, and the customer services fund.

NOTE 8 - RECEIVABLES

Receivables at June 30, 2021 consisted of taxes, accounts (billings for user charged services and student fees), accrued interest and intergovernmental grants and entitlements. All receivables are considered collectible in full due to the ability to foreclose for the nonpayment of taxes, the stable condition of State programs and the current year guarantee of federal funds. Receivables have been disaggregated on the face of the basic financial statements. All receivables, except property taxes, are expected to be collected within one year. Property taxes, although ultimately collectible, include some portion of delinquencies that will not be collected within one year.

A summary of the principal items of receivables reported on the statement of net position follows:

Governmental activities

Property taxes	\$ 8,927,682
Accounts	184,582
Intergovernmental	312,816
Accrued interest	<u>22,523</u>
Total governmental activities	<u>\$ 9,447,603</u>

**WAYNE COUNTY SCHOOLS CAREER CENTER
WAYNE COUNTY, OHIO**

NOTES TO THE BASIC FINANCIAL STATEMENTS
FOR THE FISCAL YEAR ENDED JUNE 30, 2021

NOTE 9 - CAPITAL ASSETS

Capital asset activity for the fiscal year ended June 30, 2021, was as follows:

	<u>Balance</u> <u>06/30/20</u>	<u>Additions</u>	<u>Deductions</u>	<u>Balance</u> <u>06/30/21</u>
Governmental activities:				
<i>Nondepreciable capital assets:</i>				
Land	\$ 611,258	\$ -	\$ -	\$ 611,258
Construction in progress	723,994	2,529,847	(3,253,841)	-
Total nondepreciable capital assets	<u>1,335,252</u>	<u>2,529,847</u>	<u>(3,253,841)</u>	<u>611,258</u>
<i>Depreciable capital assets:</i>				
Land improvements	2,737,702	-	-	2,737,702
Buildings and improvements	37,591,215	3,390,941	(66,100)	40,916,056
Furniture and equipment and vehicles	5,387,969	151,925	(46,046)	5,493,848
Total depreciable capital assets	<u>45,716,886</u>	<u>3,542,866</u>	<u>(112,146)</u>	<u>49,147,606</u>
<i>Less: accumulated depreciation</i>				
Land improvements	(1,391,669)	(136,885)	-	(1,528,554)
Buildings and improvements	(18,177,488)	(1,488,689)	-	(19,666,177)
Furniture and equipment and vehicles	(2,463,855)	(434,706)	36,943	(2,861,618)
Total accumulated depreciation	<u>(22,033,012)</u>	<u>(2,060,280)</u>	<u>36,943</u>	<u>(24,056,349)</u>
Depreciable capital assets, net	<u>23,683,874</u>	<u>1,482,586</u>	<u>(75,203)</u>	<u>25,091,257</u>
Governmental activities capital assets, net	<u>\$ 25,019,126</u>	<u>\$ 4,012,433</u>	<u>\$ (3,329,044)</u>	<u>\$ 25,702,515</u>

Depreciation expense was charged to governmental functions as follows:

<u>Instruction:</u>	
Regular	\$ 144,633
Special	20,670
Vocational	881,646
Adult/continuing	56,156
<u>Support services:</u>	
Pupil	10,522
Instructional staff	26,925
Administration	24,639
Fiscal	6,033
Operations and maintenance	850,404
Pupil transportation	2,443
<u>Operation of non-instructional services:</u>	
Food service	<u>36,209</u>
Total depreciation expense	<u>\$ 2,060,280</u>

**WAYNE COUNTY SCHOOLS CAREER CENTER
WAYNE COUNTY, OHIO**

NOTES TO THE BASIC FINANCIAL STATEMENTS
FOR THE FISCAL YEAR ENDED JUNE 30, 2021

NOTE 10 - CAPITAL LEASES - LESSEE DISCLOSURE

During fiscal year 2018, the Career Center entered into a capital lease for copiers. This lease meets the criteria of a lease-purchase as defined by GAAP, which defines a lease-purchase generally as one which transfers benefits and risks of ownership to the lessee. At June 30, 2018, capital assets acquired by lease purchase have been capitalized under furniture and equipment and vehicles in the amount of \$92,862. The copiers have a net book value of \$27,860 at June 30, 2021. Principal and interest payments totaled \$18,792 and \$2,362, respectively. Capital lease payments have been reclassified and are reflected as debt service expenditures in the financial statements for the general fund, adult education fund (a nonmajor governmental fund), and permanent improvement fund. These expenditures are reported as function expenditures on the budgetary statements.

The following is a schedule of the future long-term minimum lease payments required under the capital lease and the present value of the minimum lease payments as of June 30, 2021.

<u>Fiscal Year Ending June 30</u>	<u>Governmental Activities</u>
2022	\$ 21,155
2023	<u>17,629</u>
Total minimum lease payments	38,784
Less: amount representing interest	<u>(1,799)</u>
Present value of minimum lease payments	<u>\$ 36,985</u>

NOTE 11 - LONG-TERM OBLIGATIONS

The Career Center's long-term obligations during the year 2021 were as follows.

	<u>Balance 06/30/20</u>	<u>Additions</u>	<u>Reductions</u>	<u>Balance 06/30/21</u>	<u>Amounts due in one year</u>
Governmental activities:					
Capital lease obligations	\$ 55,777	\$ -	\$ (18,792)	\$ 36,985	\$ 19,754
Compensated absences payable	860,129	154,320	(23,830)	990,619	65,771
Net pension liability	14,668,893	1,544,733	-	16,213,626	-
Net OPEB liability	<u>1,225,495</u>	<u>-</u>	<u>(178,062)</u>	<u>1,047,433</u>	<u>-</u>
Total governmental activities long-term obligations	<u>\$16,810,294</u>	<u>\$ 1,699,053</u>	<u>\$ (220,684)</u>	<u>\$ 18,288,663</u>	<u>\$ 85,525</u>

Capital lease obligation - See Note 10 for details.

Net pension liability - The Career Center pays obligations related to employee compensation from the fund benefitting from their service. See Note 14 for details.

Net OPEB liability - The Career Center pays obligations related to employee compensation from the fund benefitting from their service. See Note 15 for details.

Compensated absences - Compensated absences will be paid from the general fund, the adult education fund (a nonmajor governmental fund) and the food service fund (a nonmajor governmental fund).

**WAYNE COUNTY SCHOOLS CAREER CENTER
WAYNE COUNTY, OHIO**

**NOTES TO THE BASIC FINANCIAL STATEMENTS
FOR THE FISCAL YEAR ENDED JUNE 30, 2021**

NOTE 12 - OTHER EMPLOYEE BENEFITS - COMPENSATED ABSENCES

The criteria for determining vested vacation and sick leave components are derived from negotiated agreements and State laws. Classified employees earn ten to twenty days of vacation per year depending upon length of service. Vacation days are credited to classified employees on the anniversary of their employment and must be used within the next twelve months. Teachers and administrators do not earn vacation time. All employees of the Board of Education earn sick leave at the rate of one and one-fourth days per month. Upon retirement and with 10 years of service or more at the Career Center, nonclassified employees shall receive severance payments equal to 25% of accumulated unused sick leave and classified employees shall receive severance payments equal to 30% of accumulated unused sick leave.

The Superintendent earns 25 days of vacation per year and is allowed to cash in up to 15 unused vacation days per year. The Treasurer earns 25 days of vacation per year and is allowed to carry over up to 20 unused vacation days per year and cash in up to 15 unused vacation days per year. The Director of Operations and Principal earn 20 days of vacation per year and are allowed to carry over up to 20 unused vacation days per year. Administrators and teachers do not earn vacation.

NOTE 13 - RISK MANAGEMENT

A. General Insurance

The Career Center is a member of the Ohio School Plan, an Ohio joint self-insurance program with over 300 members and surplus of over \$8,100,000. The Career Center is exposed to various risks of loss related to torts; theft; damage to or destruction of assets, school board errors & omissions; employee injuries; and natural disasters, coverage for all of which can be found in the Ohio School Plan policy. The Career Center has blanket property, as well as boiler/machinery & equipment breakdown coverage with a deductible of \$1,000 per loss. The Career Center's vehicle liability insurance limit is \$3,000,000 each accident with a collision deductible of \$1,000 and comprehensive deductible of \$1,000 for buses and a collision deductible of \$500 and comprehensive deductible of \$250 for all other vehicles. All administrators and employees are covered under a school board and employees errors & omissions liability coverage form, crime coverage for money & securities and employee theft, as well as commercial general liability protection for grounds and operations. The limits of these coverages (both E&O and CGL) are \$3,000,000 per occurrence and \$5,000,000 in aggregate. Settled claims have not exceeded this commercial coverage in any of the past three fiscal years, nor has insurance coverage been significantly reduced from the prior fiscal year.

As a member of the Ohio School Plan, the Career Center receives broad, diverse risk management services and insurance coverages that protect it for loss to Building, Boiler/Machinery & Equipment Breakdown, Grounds & Operations Liability, Crime and Vehicle Insurance. The Ohio School Plan is a member-controlled, school centric program established in 2002 and endorsed by OASBO, the Ohio School Boards Association and BASA.

B. Fidelity Bond

The Board President and Superintendent each have a \$20,000 position bond. The Treasurer is covered under a surety bond in the amount of \$20,000. All other school employees who are responsible for handling funds are covered by a \$100,000 fidelity bond. The Career Center purchases excess crime coverage from Travelers, a policy with a \$1,000,000 limit, to protect itself for claims above the School Plan's \$100,000 limit.

C. Workers' Compensation

The Career Center pays the State Workers' Compensation System a premium based on a rate per \$100 of salaries.

**WAYNE COUNTY SCHOOLS CAREER CENTER
WAYNE COUNTY, OHIO**

**NOTES TO THE BASIC FINANCIAL STATEMENTS
FOR THE FISCAL YEAR ENDED JUNE 30, 2021**

NOTE 13 - RISK MANAGEMENT – (Continued)

D. Employee Health Insurance

The Career Center is contracted with Stark County Schools Council of Governments (the “Council”) to provide employee medical/surgical benefits. The Council is a risk sharing pool created pursuant to State statute for the purpose of carrying out a cooperative program for the provision and administration of health care benefits. The Assembly is the legislative decision-making body of the Council. The Assembly is comprised of the superintendents or executive officers of the members, who have been appointed by the respective governing body of each member.

The intent of the insurance pool is to achieve a reduced, stable and competitive rate for the Career Center by grouping with other members of the Health Benefits Program. The experience of all participating districts is calculated as one, and a common premium rate is applied to all member districts. Rates are set through an annual calculation process. The Career Center pays a monthly contribution which is placed in a common fund from which claim payments are made for all participating districts. The employees share the cost of the monthly premium with the Board.

Claims are paid for all participants regardless of claims flow. Upon termination, all Career Center claims would be paid without regard to the Career Center’s account balance. The Stark County Schools Council of Government Board of Directors has the right to return monies to a leaving school district subsequent to the settlement of all expenses and claims.

NOTE 14 - DEFINED BENEFIT PENSION PLANS

The statewide retirement systems provide both pension benefits and other postemployment benefits (OPEB).

Net Pension Liability/Net OPEB Liability/Asset

Pensions and OPEB are a component of exchange transactions—between an employer and its employees—of salaries and benefits for employee services. Pensions/OPEB are provided to an employee—on a deferred-payment basis—as part of the total compensation package offered by an employer for employee services each financial period.

The net pension/OPEB liability (asset) represent the Career Center’s proportionate share of each pension/OPEB plan’s collective actuarial present value of projected benefit payments attributable to past periods of service, net of each pension/OPEB plan’s fiduciary net position. The net pension/OPEB liability (asset) calculation is dependent on critical long-term variables, including estimated average life expectancies, earnings on investments, cost of living adjustments and others. While these estimates use the best information available, unknowable future events require adjusting these estimates annually.

Ohio Revised Code limits the Career Center’s obligation for this liability to annually required payments. The Career Center cannot control benefit terms or the manner in which pensions/OPEB are financed; however, the Career Center does receive the benefit of employees’ services in exchange for compensation including pension and OPEB.

**WAYNE COUNTY SCHOOLS CAREER CENTER
WAYNE COUNTY, OHIO**

NOTES TO THE BASIC FINANCIAL STATEMENTS
FOR THE FISCAL YEAR ENDED JUNE 30, 2021

NOTE 14 - DEFINED BENEFIT PENSION PLANS

GASB 68/75 assumes the liability is solely the obligation of the employer, because (1) they benefit from employee services; and (2) State statute requires funding to come from these employers. All pension contributions to date have come solely from these employers (which also includes pension costs paid in the form of withholdings from employees). The retirement systems may allocate a portion of the employer contributions to provide for these OPEB benefits. In addition, health care plan enrollees pay a portion of the health care costs in the form of a monthly premium. State statute requires the retirement systems to amortize unfunded pension liabilities within 30 years. If the pension amortization period exceeds 30 years, each retirement system’s board must propose corrective action to the State legislature. Any resulting legislative change to benefits or funding could significantly affect the net pension/OPEB liability (asset). Resulting adjustments to the net pension/OPEB liability (asset) would be effective when the changes are legally enforceable. The Ohio Revised Code permits, but does not require, the retirement systems to provide healthcare to eligible benefit recipients.

The remainder of this note includes the required pension disclosures. See Note 15 for the required OPEB disclosures.

The proportionate share of each plan’s unfunded benefits is presented as a long-term *net pension/OPEB liability (asset)* on the accrual basis of accounting. Any liability for the contractually-required pension contribution outstanding at the end of the year is included in intergovernmental payable on both the accrual and modified accrual basis of accounting.

Plan Description - School Employees Retirement System (SERS)

Plan Description - The Career Center’s non-teaching employees participate in SERS, a cost-sharing multiple-employer defined benefit pension plan administered by SERS. SERS provides retirement, disability and survivor benefits, annual cost-of-living adjustments, and death benefits to plan members and beneficiaries. Authority to establish and amend benefits is provided by Ohio Revised Code Chapter 3309. SERS issues a publicly available, stand-alone financial report that includes financial statements, required supplementary information and detailed information about SERS’ fiduciary net position. That report can be obtained by visiting the SERS website at www.ohsers.org under Employers/Audit Resources.

Age and service requirements for retirement are as follows:

	Eligible to Retire on or before August 1, 2017 *	Eligible to Retire after August 1, 2017
Full benefits	Age 65 with 5 years of services credit; or Any age with 30 years of service credit	Age 67 with 10 years of service credit; or Age 57 with 30 years of service credit
Actuarially reduced benefits	Age 60 with 5 years of service credit; or Age 55 with 25 years of service credit	Age 62 with 10 years of service credit; or Age 60 with 25 years of service credit

* Members with 25 years of service credit as of August 1, 2017 will be included in this plan.

Annual retirement benefits are calculated based on final average salary multiplied by a percentage that varies based on years of service; 2.2% for the first thirty years of service and 2.5% for years of service credit over 30. Final average salary is the average of the highest three years of salary.

Effective January 1, 2018, SERS cost-of-living adjustment (COLA) changed from a fixed 3% annual increase to one based on the Consumer Price Index (CPI-W) with a cap of 2.5% and a floor of 0%. SERS also has the authority to award or suspend the COLA, or to adjust the COLA above or below CPI-W. SERS suspended the COLA increases for 2018, 2019 and 2020 for current retirees, and confirmed their intent to implement a four-year waiting period for the start of a COLA for future retirees. For 2021, the COLA was 0.5%.

**WAYNE COUNTY SCHOOLS CAREER CENTER
WAYNE COUNTY, OHIO**

NOTES TO THE BASIC FINANCIAL STATEMENTS
FOR THE FISCAL YEAR ENDED JUNE 30, 2021

NOTE 14 - DEFINED BENEFIT PENSION PLANS - (Continued)

Funding Policy - Plan members are required to contribute 10% of their annual covered salary and the Career Center is required to contribute 14% of annual covered payroll. The contribution requirements of plan members and employers are established and may be amended by the SERS' Retirement Board up to statutory maximum amounts of 10% for plan members and 14% for employers. The Retirement Board, acting with the advice of the actuary, allocates the employer contribution rate among four of the System's funds (Pension Trust Fund, Death Benefit Fund, Medicare B Fund, and Health Care Fund). For the fiscal year ended June 30, 2021, the allocation to pension, death benefits, and Medicare B was 14.0%.

The Career Center's contractually required contribution to SERS was \$248,479 for fiscal year 2021. Of this amount, \$15,907 is reported as intergovernmental payable.

Plan Description - State Teachers Retirement System (STRS)

Plan Description - Licensed teachers participate in STRS, a cost-sharing multiple-employer public employee retirement system administered by STRS. STRS provides retirement and disability benefits to members and death and survivor benefits to beneficiaries. STRS issues a stand-alone financial report that includes financial statements, required supplementary information and detailed information about STRS' fiduciary net position. That report can be obtained by writing to STRS, 275 E. Broad St., Columbus, OH 43215-3771, by calling (888) 227-7877, or by visiting the STRS website at www.strsoh.org.

New members have a choice of three retirement plans: a Defined Benefit (DB) Plan, a Defined Contribution (DC) Plan and a Combined (CO) Plan. Benefits are established by Ohio Revised Code Chapter 3307. The DB Plan offers an annual retirement allowance based on final average salary multiplied by a percentage that varies based on years of service. Effective August 1, 2015, the calculation will be 2.2% of final average salary for the five highest years of earnings multiplied by all years of service. Effective July 1, 2017, the cost-of-living adjustment was reduced to zero. Members are eligible to retire at age 60 with five years of qualifying service credit, or age 55 with 28 years of service, or 33 years of service regardless of age. Eligibility changes will be phased in until August 1, 2026, when retirement eligibility for unreduced benefits will be five years of service credit and age 65, or 35 years of service credit and at least age 60.

The DC Plan allows members to place all of their member contributions and 9.53% of the 14% employer contributions into an investment account. Investment allocation decisions are determined by the member. The remaining 4.47% of the 14% employer rate is allocated to the defined benefit unfunded liability. A member is eligible to receive a retirement benefit at age 50 and termination of employment. The member may elect to receive a lifetime monthly annuity or a lump sum withdrawal.

The Combined Plan offers features of both the DB Plan and the DC Plan. In the Combined Plan, 12% of the 14% member rate goes to the DC Plan and the remaining 2% is applied to the DB Plan. Member contributions to the DC Plan are allocated among investment choices by the member, and contributions to the DB Plan from the employer and the member are used to fund the defined benefit payment at a reduced level from the regular DB Plan. The defined benefit portion of the Combined Plan payment is payable to a member on or after age 60 with five years of service. The defined contribution portion of the account may be taken as a lump sum payment or converted to a lifetime monthly annuity after termination of employment at age 50 and after termination of employment.

New members who choose the DC Plan or Combined Plan will have another opportunity to reselect a permanent plan during their fifth year of membership. Members may remain in the same plan or transfer to another STRS plan. The optional annuitization of a member's defined contribution account or the defined contribution portion of a member's Combined Plan account to a lifetime benefit results in STRS bearing the risk of investment gain or loss on the account. STRS has therefore included all three plan options as one defined benefit plan for GASB 68 reporting purposes.

**WAYNE COUNTY SCHOOLS CAREER CENTER
WAYNE COUNTY, OHIO**

NOTES TO THE BASIC FINANCIAL STATEMENTS
FOR THE FISCAL YEAR ENDED JUNE 30, 2021

NOTE 14 - DEFINED BENEFIT PENSION PLANS - (Continued)

A DB or Combined Plan member with five or more years of credited service who is determined to be disabled may qualify for a disability benefit. Eligible survivors of members who die before service retirement may qualify for monthly benefits. New members on or after July 1, 2013, must have at least ten years of qualifying service credit to apply for disability benefits. Members in the DC Plan who become disabled are entitled only to their account balance. If a member of the DC Plan dies before retirement benefits begin, the member's designated beneficiary is entitled to receive the member's account balance.

Funding Policy - Employer and member contribution rates are established by the State Teachers Retirement Board and limited by Chapter 3307 of the Ohio Revised Code. For fiscal year 2021, plan members were required to contribute 14% of their annual covered salary. The Career Center was required to contribute 14%; the entire 14% was the portion used to fund pension obligations. The fiscal year 2021 contribution rates were equal to the statutory maximum rates.

The Career Center's contractually required contribution to STRS was \$936,225 for fiscal year 2021. Of this amount, \$112,280 is reported as intergovernmental payable.

Pension Liabilities, Pension Expense, and Deferred Outflows of Resources and Deferred Inflows of Resources Related to Pensions

The net pension liability was measured as of June 30, 2020, and the total pension liability used to calculate the net pension liability was determined by an actuarial valuation as of that date. The Career Center's proportion of the net pension liability was based on the Career Center's share of contributions to the pension plan relative to the projected contributions of all participating entities.

Following is information related to the proportionate share and pension expense:

	<u>SERS</u>	<u>STRS</u>	<u>Total</u>
Proportion of the net pension liability prior measurement date	0.04761040%	0.05345060%	
Proportion of the net pension liability current measurement date	<u>0.04845710%</u>	<u>0.05376233%</u>	
Change in proportionate share	<u>0.00084670%</u>	<u>0.00031173%</u>	
Proportionate share of the net pension liability	\$ 3,205,055	\$ 13,008,571	\$ 16,213,626
Pension expense	\$ 325,215	\$ 1,564,455	\$ 1,889,670

**WAYNE COUNTY SCHOOLS CAREER CENTER
WAYNE COUNTY, OHIO**

NOTES TO THE BASIC FINANCIAL STATEMENTS
FOR THE FISCAL YEAR ENDED JUNE 30, 2021

NOTE 14 - DEFINED BENEFIT PENSION PLANS - (Continued)

At June 30, 2021, the Career Center reported deferred outflows of resources and deferred inflows of resources related to pensions from the following sources:

	<u>SERS</u>	<u>STRS</u>	<u>Total</u>
Deferred outflows of resources			
Differences between expected and actual experience	\$ 6,225	\$ 29,189	\$ 35,414
Net difference between projected and actual earnings on pension plan investments	203,456	632,609	836,065
Changes of assumptions	-	698,309	698,309
Difference between employer contributions and proportionate share of contributions/ change in proportionate share	31,263	36,009	67,272
Contributions subsequent to the measurement date	<u>248,479</u>	<u>936,225</u>	<u>1,184,704</u>
Total deferred outflows of resources	<u>\$ 489,423</u>	<u>\$ 2,332,341</u>	<u>\$ 2,821,764</u>
	<u>SERS</u>	<u>STRS</u>	<u>Total</u>
Deferred inflows of resources			
Differences between expected and actual experience	\$ -	\$ 83,181	\$ 83,181
Difference between employer contributions and proportionate share of contributions/ change in proportionate share	<u>5,339</u>	<u>163,187</u>	<u>168,526</u>
Total deferred inflows of resources	<u>\$ 5,339</u>	<u>\$ 246,368</u>	<u>\$ 251,707</u>

\$1,184,704 reported as deferred outflows of resources related to pension resulting from Career Center contributions subsequent to the measurement date will be recognized as a reduction of the net pension liability in the fiscal year ending June 30, 2022.

Other amounts reported as deferred outflows of resources and deferred inflows of resources related to pension will be recognized in pension expense as follows:

	<u>SERS</u>	<u>STRS</u>	<u>Total</u>
Fiscal Year Ending June 30:			
2022	\$ 14,108	\$ 351,247	\$ 365,355
2023	72,995	177,580	250,575
2024	84,802	326,736	411,538
2025	<u>63,700</u>	<u>294,185</u>	<u>357,885</u>
Total	<u>\$ 235,605</u>	<u>\$ 1,149,748</u>	<u>\$ 1,385,353</u>

**WAYNE COUNTY SCHOOLS CAREER CENTER
WAYNE COUNTY, OHIO**

NOTES TO THE BASIC FINANCIAL STATEMENTS
FOR THE FISCAL YEAR ENDED JUNE 30, 2021

NOTE 14 - DEFINED BENEFIT PENSION PLANS - (Continued)

Actuarial Assumptions - SERS

SERS' total pension liability was determined by their actuaries in accordance with GASB Statement No. 67, as part of their annual actuarial valuation for each defined benefit retirement plan. Actuarial valuations of an ongoing plan involve estimates of the value of reported amounts (e.g., salaries, credited service) and assumptions about the probability of occurrence of events far into the future (e.g., mortality, disabilities, retirements, employment termination). Actuarially determined amounts are subject to continual review and potential modifications, as actual results are compared with past expectations and new estimates are made about the future.

Projections of benefits for financial reporting purposes are based on the substantive plan (the plan as understood by the employers and plan members) and include the types of benefits provided at the time of each valuation and the historical pattern of sharing benefit costs between the employers and plan members to that point. The projection of benefits for financial reporting purposes does not explicitly incorporate the potential effects of legal or contractual funding limitations.

Actuarial calculations reflect a long-term perspective. For a newly hired employee, actuarial calculations will take into account the employee's entire career with the employer and also take into consideration the benefits, if any, paid to the employee after termination of employment until the death of the employee and any applicable contingent annuitant. In many cases actuarial calculations reflect several decades of service with the employer and the payment of benefits after termination.

Key methods and assumptions used in calculating the total pension liability in the latest actuarial valuation, prepared as of June 30, 2020, are presented below:

Wage inflation	3.00%
Future salary increases, including inflation	3.50% to 18.20%
COLA or ad hoc COLA	2.50%
Investment rate of return	7.50% net of investment expense, including inflation
Actuarial cost method	Entry age normal (level percent of payroll)

For 2020, the mortality rates were based on the RP-2014 Blue Collar Mortality Table with fully generational projection and a five-year age set-back for both males and females. Mortality among service retired members, and beneficiaries were based upon the RP-2014 Blue Collar Mortality Table with fully generational projection with Scale BB, 120% of male rates, and 110% of female rates. Mortality among disabled members was based upon the RP-2000 Disabled Mortality Table, 90% for male rates and 100% for female rates, set back five years is used for the period after disability retirement.

The most recent experience study was completed for the five year period ended June 30, 2015.

The long-term return expectation for the Pension Plan Investments has been determined using a building-block approach and assumes a time horizon, as defined in SERS' *Statement of Investment Policy*. A forecasted rate of inflation serves as the baseline for the return expectation. Various real return premiums over the baseline inflation rate have been established for each asset class. The long-term expected nominal rate of return has been determined by calculating a weighted average of the expected real return premiums for each asset class, adding the projected inflation rate, and adding the expected return from rebalancing uncorrelated asset classes.

**WAYNE COUNTY SCHOOLS CAREER CENTER
WAYNE COUNTY, OHIO**

NOTES TO THE BASIC FINANCIAL STATEMENTS
FOR THE FISCAL YEAR ENDED JUNE 30, 2021

NOTE 14 - DEFINED BENEFIT PENSION PLANS - (Continued)

The target allocation and best estimates of arithmetic real rates of return for each major asset class are summarized in the following table:

Asset Class	Target Allocation	Long-Term Expected Real Rate of Return
Cash	2.00 %	1.85 %
US Equity	22.50	5.75
International Equity	22.50	6.50
Fixed Income	19.00	2.85
Private Equity	12.00	7.60
Real Assets	17.00	6.60
Multi-Asset Strategies	5.00	6.65
Total	<u>100.00 %</u>	

Discount Rate - The total pension liability was calculated using the discount rate of 7.50%. The projection of cash flows used to determine the discount rate assumed the contributions from employers and from the members would be computed based on contribution requirements as stipulated by State statute. Projected inflows from investment earnings were calculated using the long-term assumed investment rate of return (7.50%). Based on those assumptions, the plan's fiduciary net position was projected to be available to make all future benefit payments of current plan members. Therefore, the long-term expected rate of return on pension plan investments was applied to all periods of projected benefits to determine the total pension liability.

Sensitivity of the Career Center's Proportionate Share of the Net Pension Liability to Changes in the Discount Rate - Net pension liability is sensitive to changes in the discount rate, and to illustrate the potential impact the following table presents the net pension liability calculated using the discount rate of 7.50%, as well as what each plan's net pension liability would be if it were calculated using a discount rate that is one percentage point lower (6.50%), or one percentage point higher (8.50%) than the current rate.

	1% Decrease	Current Discount Rate	1% Increase
Career Center's proportionate share of the net pension liability	\$ 4,390,534	\$ 3,205,055	\$ 2,210,415

Actuarial Assumptions - STRS

Key methods and assumptions used in the latest actuarial valuation, reflecting experience study results used in the June 30, 2020, actuarial valuation are presented below:

	June 30, 2020
Inflation	2.50%
Projected salary increases	12.50% at age 20 to 2.50% at age 65
Investment rate of return	7.45%, net of investment expenses, including inflation
Payroll increases	3.00%
Cost-of-living adjustments (COLA)	0.00%

**WAYNE COUNTY SCHOOLS CAREER CENTER
WAYNE COUNTY, OHIO**

NOTES TO THE BASIC FINANCIAL STATEMENTS
FOR THE FISCAL YEAR ENDED JUNE 30, 2021

NOTE 14 - DEFINED BENEFIT PENSION PLANS - (Continued)

For the June 30, 2020, actuarial valuation, post-retirement mortality rates for healthy retirees are based on the RP-2014 Annuitant Mortality Table with 50% of rates through age 69, 70% of rates between ages 70 and 79, 90% of rates between ages 80 and 84, and 100% of rates thereafter, projected forward generationally using mortality improvement scale MP-2016. Post-retirement disabled mortality rates are based on the RP-2014 Disabled Mortality Table with 90% of rates for males and 100% of rates for females, projected forward generationally using mortality improvement scale MP-2016. Pre-retirement mortality rates are based on RP-2014 Employee Mortality Table, projected forward generationally using mortality improvement scale MP-2016.

Actuarial assumptions used in the June 30, 2020 valuation are based on the results of an actuarial experience study for the period July 1, 2011 through June 30, 2016.

STRS Ohio's investment consultant develops an estimate range for the investment return assumption based on the target allocation adopted by the Retirement Board. The target allocation and long-term expected rate of return for each major asset class are summarized as follows:

<u>Asset Class</u>	<u>Target Allocation</u>	<u>Long-Term Expected Real Rate of Return *</u>
Domestic Equity	28.00 %	7.35 %
International Equity	23.00	7.55
Alternatives	17.00	7.09
Fixed Income	21.00	3.00
Real Estate	10.00	6.00
Liquidity Reserves	1.00	2.25
Total	<u>100.00 %</u>	

**10-Year geometric nominal returns, which include the real rate of return and inflation of 2.25% and does not include investment expenses. Over a 30-year period, STRS' investment consultant indicates that the above target allocations should generate a return above the actuarial rate of return, without net value added by management.

Discount Rate - The discount rate used to measure the total pension liability was 7.45% as of June 30, 2020. The projection of cash flows used to determine the discount rate assumes member and employer contributions will be made at the statutory contribution rates in accordance with rate increases described above. For this purpose, only employer contributions that are intended to fund benefits of current plan members and their beneficiaries are included. Projected employer contributions that are intended to fund the service costs of future plan members and their beneficiaries, as well as projected contributions from future plan members, are not included. Based on those assumptions, STRS' fiduciary net position was projected to be available to make all projected future benefit payments to current plan members as of June 30, 2020. Therefore, the long-term expected rate of return on pension plan investments of 7.45% was applied to all periods of projected benefit payment to determine the total pension liability as of June 30, 2020.

Sensitivity of the Career Center's Proportionate Share of the Net Pension Liability to Changes in the Discount Rate - The following table presents the Career Center's proportionate share of the net pension liability calculated using the current period discount rate assumption of 7.45%, as well as what the Career Center's proportionate share of the net pension liability would be if it were calculated using a discount rate that is one-percentage-point lower (6.45%) or one-percentage-point higher (8.45%) than the current rate:

	Current		
	<u>1% Decrease</u>	<u>Discount Rate</u>	<u>1% Increase</u>
Career Center's proportionate share of the net pension liability	\$ 18,521,940	\$ 13,008,571	\$ 8,336,450

**WAYNE COUNTY SCHOOLS CAREER CENTER
WAYNE COUNTY, OHIO**

NOTES TO THE BASIC FINANCIAL STATEMENTS
FOR THE FISCAL YEAR ENDED JUNE 30, 2021

NOTE 15 - DEFINED BENEFIT OPEB PLANS

Net OPEB Liability/Asset

See Note 14 for a description of the net OPEB liability (asset).

Plan Description - School Employees Retirement System (SERS)

Health Care Plan Description - The Career Center contributes to the SERS Health Care Fund, administered by SERS for non-certificated retirees and their beneficiaries. For GASB 75 purposes, this plan is considered a cost-sharing other postemployment benefit (OPEB) plan. SERS' Health Care Plan provides healthcare benefits to eligible individuals receiving retirement, disability, and survivor benefits, and to their eligible dependents. Members who retire after June 1, 1986, need 10 years of service credit, exclusive of most types of purchased credit, to qualify to participate in SERS' health care coverage. In addition to age and service retirees, disability benefit recipients and beneficiaries who are receiving monthly benefits due to the death of a member or retiree, are eligible for SERS' health care coverage. Most retirees and dependents choosing SERS' health care coverage are over the age of 65 and therefore enrolled in a fully insured Medicare Advantage plan; however, SERS maintains a traditional, self-insured preferred provider organization for its non-Medicare retiree population. For both groups, SERS offers a self-insured prescription drug program. Health care is a benefit that is permitted, not mandated, by statute. The financial report of the Plan is included in the SERS Comprehensive Annual Financial Report which can be obtained on SERS' website at www.ohsers.org under Employers/Audit Resources.

Access to health care for retirees and beneficiaries is permitted in accordance with Section 3309 of the Ohio Revised Code. The Health Care Fund was established and is administered in accordance with Internal Revenue Code Section 105(e). SERS' Retirement Board reserves the right to change or discontinue any health plan or program. Active employee members do not contribute to the Health Care Plan. The SERS Retirement Board established the rules for the premiums paid by the retirees for health care coverage for themselves and their dependents or for their surviving beneficiaries. Premiums vary depending on the plan selected, qualified years of service, Medicare eligibility, and retirement status.

Funding Policy - State statute permits SERS to fund the health care benefits through employer contributions. Each year, after the allocation for statutorily required pensions and benefits, the Retirement Board may allocate the remainder of the employer contribution of 14% of covered payroll to the Health Care Fund in accordance with the funding policy. For the fiscal year ended June 30, 2021, SERS did not allocate any employer contributions to post-employment health care. An additional health care surcharge on employers is collected for employees earning less than an actuarially determined minimum compensation amount, pro-rated if less than a full year of service credit was earned. For fiscal year 2021, this amount was \$23,000. Statutes provide that no employer shall pay a health care surcharge greater than 2% of that employer's SERS-covered payroll; nor may SERS collect in aggregate more than 1.5% of the total statewide SERS-covered payroll for the health care surcharge. For fiscal year 2021, the Career Center's surcharge obligation was \$34,933.

The surcharge added to the allocated portion of the 14% employer contribution rate is the total amount assigned to the Health Care Fund. The Career Center's contractually required contribution to SERS was \$34,933 for fiscal year 2021. Of this amount, \$34,933 is reported as intergovernmental payable.

Plan Description - State Teachers Retirement System (STRS)

Plan Description - The State Teachers Retirement System of Ohio (STRS) administers a cost-sharing Health Plan administered for eligible retirees who participated in the defined benefit or combined pension plans offered by STRS. Ohio law authorizes STRS to offer this plan. Benefits include hospitalization, physicians' fees, prescription drugs and partial reimbursement of monthly Medicare Part B premiums. Medicare Part B premium reimbursements will be discontinued effective January 1, 2021. The Plan is included in the report of STRS which can be obtained by visiting www.strsoh.org or by calling (888) 227-7877.

**WAYNE COUNTY SCHOOLS CAREER CENTER
WAYNE COUNTY, OHIO**

NOTES TO THE BASIC FINANCIAL STATEMENTS
FOR THE FISCAL YEAR ENDED JUNE 30, 2021

NOTE 15 - DEFINED BENEFIT OPEB PLANS - (Continued)

Funding Policy - Ohio Revised Code Chapter 3307 authorizes STRS to offer the Plan and gives the Retirement Board discretionary authority over how much, if any, of the health care costs will be absorbed by STRS. Active employee members do not contribute to the Health Care Plan. Nearly all health care plan enrollees, for the most recent year, pay a portion of the health care costs in the form of a monthly premium. Under Ohio law, funding for post-employment health care may be deducted from employer contributions, currently 14% of covered payroll. For the fiscal year ended June 30, 2021, STRS did not allocate any employer contributions to post-employment health care.

OPEB Liabilities/Assets, OPEB Expense, and Deferred Outflows of Resources and Deferred Inflows of Resources Related to OPEB

The net OPEB liability/asset was measured as of June 30, 2020, and the total OPEB liability/asset used to calculate the net OPEB liability/asset was determined by an actuarial valuation as of that date. The Career Center's proportion of the net OPEB liability/asset was based on the Career Center's share of contributions to the respective retirement systems relative to the contributions of all participating entities.

Following is information related to the proportionate share and OPEB expense:

	<u>SERS</u>	<u>STRS</u>	<u>Total</u>
Proportion of the net OPEB liability/asset prior measurement date	0.04873150%	0.05345060%	
Proportion of the net OPEB liability/asset current measurement date	<u>0.04819490%</u>	<u>0.05376233%</u>	
Change in proportionate share	<u>-0.00053660%</u>	<u>0.00031173%</u>	
Proportionate share of the net OPEB liability	\$ 1,047,433	\$ -	\$ 1,047,433
Proportionate share of the net OPEB asset	\$ -	\$ 944,873	\$ 944,873
OPEB expense	\$ (30,142)	\$ (62,549)	\$ (92,691)

At June 30, 2021, the Career Center reported deferred outflows of resources and deferred inflows of resources related to OPEB from the following sources:

	<u>SERS</u>	<u>STRS</u>	<u>Total</u>
Deferred outflows of resources			
Differences between expected and actual experience	\$ 13,758	\$ 60,544	\$ 74,302
Net difference between projected and actual earnings on OPEB plan investments	11,802	33,115	44,917
Changes of assumptions	178,550	15,598	194,148
Difference between employer contributions and proportionate share of contributions/ change in proportionate share	-	2,467	2,467
Contributions subsequent to the measurement date	<u>34,933</u>	<u>-</u>	<u>34,933</u>
Total deferred outflows of resources	<u>\$ 239,043</u>	<u>\$ 111,724</u>	<u>\$ 350,767</u>

**WAYNE COUNTY SCHOOLS CAREER CENTER
WAYNE COUNTY, OHIO**

NOTES TO THE BASIC FINANCIAL STATEMENTS
FOR THE FISCAL YEAR ENDED JUNE 30, 2021

NOTE 15 - DEFINED BENEFIT OPEB PLANS - (Continued)

	<u>SERS</u>	<u>STRS</u>	<u>Total</u>
Deferred inflows of resources			
Differences between expected and actual experience	\$ 532,693	\$ 188,204	\$ 720,897
Changes of assumptions	26,382	897,470	923,852
Difference between employer contributions and proportionate share of contributions/ change in proportionate share	<u>61,752</u>	<u>22,597</u>	<u>84,349</u>
Total deferred inflows of resources	<u>\$ 620,827</u>	<u>\$ 1,108,271</u>	<u>\$ 1,729,098</u>

\$34,933 reported as deferred outflows of resources related to OPEB resulting from Career Center contributions subsequent to the measurement date will be recognized as a reduction of the net OPEB liability/asset in the fiscal year ending June 30, 2022.

NOTE 15 - DEFINED BENEFIT OPEB PLANS - (Continued)

Other amounts reported as deferred outflows of resources and deferred inflows of resources related to OPEB will be recognized in OPEB expense as follows:

	<u>SERS</u>	<u>STRS</u>	<u>Total</u>
Fiscal Year Ending June 30:			
2022	\$ (86,017)	\$ (250,359)	\$ (336,376)
2023	(85,163)	(227,945)	(313,108)
2024	(85,302)	(220,078)	(305,380)
2025	(79,348)	(208,862)	(288,210)
2026	(59,306)	(43,727)	(103,033)
Thereafter	<u>(21,581)</u>	<u>(45,576)</u>	<u>(67,157)</u>
Total	<u>\$ (416,717)</u>	<u>\$ (996,547)</u>	<u>\$ (1,413,264)</u>

Actuarial Assumptions - SERS

The total OPEB liability is determined by SERS' actuaries in accordance with GASB Statement No. 74, as part of their annual actuarial valuation for each retirement plan. Actuarial valuations of an ongoing plan involve estimates of the value of reported amounts (e.g., salaries, credited service) and assumptions about the probability of occurrence of events far into the future (e.g., mortality, disabilities, retirements, employment terminations). Actuarially determined amounts are subject to continual review and potential modifications, as actual results are compared with past expectations and new estimates are made about the future.

Projections of benefits for financial reporting purposes are based on the substantive plan (the plan as understood by the employers and plan members) and include the types of benefits provided at the time of each valuation and the historical pattern of sharing benefit costs between the employers and plan members to that point. The projection of benefits for financial reporting purposes does not explicitly incorporate the potential effects of legal or contractual funding limitations.

Actuarial calculations reflect a long-term perspective. For a newly hired employee, actuarial calculations will take into account the employee's entire career with the employer and also take into consideration the benefits, if any, paid to the employee after termination of employment until the death of the employee and any applicable contingent annuitant. In many cases, actuarial calculations reflect several decades of service with the employer and the payment of benefits after termination.

**WAYNE COUNTY SCHOOLS CAREER CENTER
WAYNE COUNTY, OHIO**

NOTES TO THE BASIC FINANCIAL STATEMENTS
FOR THE FISCAL YEAR ENDED JUNE 30, 2021

NOTE 15 - DEFINED BENEFIT OPEB PLANS - (Continued)

Key methods and assumptions used in calculating the total OPEB liability in the latest actuarial valuation date of June 30, 2020 are presented below:

Wage inflation	3.00%
Future salary increases, including inflation	3.50% to 18.20%
Investment rate of return	7.50% net of investment expense, including inflation
Municipal bond index rate:	
Measurement date	2.45%
Prior measurement date	3.13%
Single equivalent interest rate, net of plan investment expense, including price inflation:	
Measurement date	2.63%
Prior measurement date	3.22%
Medical trend assumption:	
Measurement date	
Medicare	5.25 to 4.75%
Pre-Medicare	7.00 to 4.75%
Prior measurement date	
Medicare	5.25 to 4.75%
Pre-Medicare	7.00 to 4.75%

Mortality rates were based on the RP-2014 Blue Collar Mortality Table with fully generational projection and Scale BB, 120% of male rates and 110% of female rates. RP-2000 Disabled Mortality Table with 90% for male rates and 100% for female rates set back five years.

The most recent experience study was completed for the five year period ended June 30, 2015.

The long-term expected rate of return on plan assets is reviewed as part of the actuarial five-year experience study. The most recent study covers fiscal years 2010 through 2015, and was adopted by the Board on April 21, 2016. Several factors are considered in evaluating the long-term rate of return assumption including long-term historical data, estimates inherent in current market data, and a log-normal distribution analysis in which best-estimate ranges of expected future real rates of return were developed by the investment consultant for each major asset class. These ranges were combined to produce the long-term expected rate of return, 7.50%, by weighting the expected future real rates of return by the target asset allocation percentage and then adding expected inflation. The capital market assumptions developed by the investment consultant are intended for use over a 10-year horizon and may not be useful in setting the long-term rate of return for funding pension plans which covers a longer timeframe. The assumption is intended to be a long-term assumption and is not expected to change absent a significant change in the asset allocation, a change in the inflation assumption, or a fundamental change in the market that alters expected returns in future years.

**WAYNE COUNTY SCHOOLS CAREER CENTER
WAYNE COUNTY, OHIO**

NOTES TO THE BASIC FINANCIAL STATEMENTS
FOR THE FISCAL YEAR ENDED JUNE 30, 2021

NOTE 15 - DEFINED BENEFIT OPEB PLANS - (Continued)

The target asset allocation and best estimates of arithmetic real rates of return for each major asset class, as used in the June 30, 2015 five-year experience study, are summarized as follows:

Asset Class	Target Allocation	Long-Term Expected Real Rate of Return
Cash	2.00 %	1.85 %
US Equity	22.50	5.75
International Equity	22.50	6.50
Fixed Income	19.00	2.85
Private Equity	12.00	7.60
Real Assets	17.00	6.60
Multi-Asset Strategies	5.00	6.65
Total	<u>100.00 %</u>	

Discount Rate - The discount rate used to measure the total OPEB liability at June 30, 2020 was 2.63%. The discount rate used to measure total OPEB liability prior to June 30, 2019 was 3.22%. The projection of cash flows used to determine the discount rate assumed that contributions will be made from members and the System at the state statute contribution rate of 2.00% of projected covered employee payroll each year, which includes a 1.50% payroll surcharge and 0.50% of contributions from the basic benefits plan. Based on these assumptions, the OPEB plan's fiduciary net position was projected to become insufficient to make future benefit payments during the fiscal year ending June 30, 2025. Therefore, the long-term expected rate of return on OPEB plan assets was used to present value the projected benefit payments through the fiscal year ending June 30, 2024 and the Fidelity General Obligation 20-year Municipal Bond Index rate of 2.45%, as of June 30, 2020 (i.e. municipal bond rate), was used to present value the projected benefit payments for the remaining years in the projection. A municipal bond rate of 3.13% was used as of June 30, 2019. The total present value of projected benefit payments from all years was then used to determine the single rate of return that was used as the discount rate. The projection of future benefit payments for all current plan members was until the benefit payments ran out.

Sensitivity of the Career Center's Proportionate Share of the Net OPEB Liability to Changes in the Discount Rate and Changes in the Health Care Cost Trend Rates - The net OPEB liability is sensitive to changes in the discount rate and the health care cost trend rate. The following table presents the net OPEB liability of SERS, what SERS' net OPEB liability would be if it were calculated using a discount rate that is 1 percentage point lower (1.63%) and higher (3.63%) than the current discount rate (2.63%). Also shown is what SERS' net OPEB liability would be based on health care cost trend rates that are 1 percentage point lower (6.00% decreasing to 3.75%) and higher (8.00% decreasing to 5.75%) than the current rate (7.00% decreasing to 4.75%).

	1% Decrease	Current Discount Rate	1% Increase
	Career Center's proportionate share of the net OPEB liability	\$ 1,282,032	\$ 1,047,433

	1% Decrease	Current Trend Rate	1% Increase
	Career Center's proportionate share of the net OPEB liability	\$ 824,774	\$ 1,047,433

**WAYNE COUNTY SCHOOLS CAREER CENTER
WAYNE COUNTY, OHIO**

NOTES TO THE BASIC FINANCIAL STATEMENTS
FOR THE FISCAL YEAR ENDED JUNE 30, 2021

NOTE 15 - DEFINED BENEFIT OPEB PLANS - (Continued)

Actuarial Assumptions - STRS

Key methods and assumptions used in the latest actuarial valuation, reflecting experience study results used in the June 30, 2020, actuarial valuation, compared with June 30, 2019, are presented below:

	June 30, 2020		June 30, 2019	
	Initial	Ultimate	Initial	Ultimate
Inflation	2.50%		2.50%	
Projected salary increases	12.50% at age 20 to 2.50% at age 65		12.50% at age 20 to 2.50% at age 65	
Investment rate of return	7.45%, net of investment expenses, including inflation		7.45%, net of investment expenses, including inflation	
Payroll increases	3.00%		3.00%	
Cost-of-living adjustments (COLA)	0.00%		0.00%	
Discount rate of return	7.45%		7.45%	
Blended discount rate of return	N/A		N/A	
Health care cost trends				
Medical				
Pre-Medicare	5.00%	4.00%	5.87%	4.00%
Medicare	-6.69%	4.00%	4.93%	4.00%
Prescription Drug				
Pre-Medicare	6.50%	4.00%	7.73%	4.00%
Medicare	11.87%	4.00%	9.62%	4.00%

Projections of benefits include the historical pattern of sharing benefit costs between the employers and retired plan members.

For healthy retirees the mortality rates are based on the RP-2014 Annuitant Mortality Table with 50% of rates through age 69, 70% of rates between ages 70 and 79, 90% of rates between ages 80 and 84, and 100% of rates thereafter, projected forward generationally using mortality improvement scale MP-2016. For disabled retirees, mortality rates are based on the RP-2014 Disabled Mortality Table with 90% of rates for males and 100% of rates for females, projected forward generationally using mortality improvement scale MP-2016.

Actuarial assumptions used in the June 30, 2020 valuation are based on the results of an actuarial experience study for the period July 1, 2011 through June 30, 2016.

Assumption Changes Since the Prior Measurement Date - There were no changes in assumptions since the prior measurement date of June 30, 2019.

Benefit Term Changes Since the Prior Measurement Date - There was no change to the claims costs process. Claim curves were updated to reflect the projected fiscal year end 2021 premium based on June 30, 2020 enrollment distribution. The non-Medicare subsidy percentage was increased effective January 1, 2021 from 1.984% to 2.055% per year of service. The non-Medicare frozen subsidy base premium was increased effective January 1, 2021. The Medicare subsidy percentages were adjusted effective January 1, 2021 to 2.1% for the AMA Medicare plan. The Medicare Part B monthly reimbursement elimination date was postponed indefinitely.

**WAYNE COUNTY SCHOOLS CAREER CENTER
WAYNE COUNTY, OHIO**

NOTES TO THE BASIC FINANCIAL STATEMENTS
FOR THE FISCAL YEAR ENDED JUNE 30, 2021

NOTE 15 - DEFINED BENEFIT OPEB PLANS - (Continued)

STRS' investment consultant develops an estimate range for the investment return assumption based on the target allocation adopted by the Retirement Board. The target allocation and long-term expected rate of return for each major asset class are summarized as follows:

Asset Class	Target Allocation	Long-Term Expected Real Rate of Return *
Domestic Equity	28.00 %	7.35 %
International Equity	23.00	7.55
Alternatives	17.00	7.09
Fixed Income	21.00	3.00
Real Estate	10.00	6.00
Liquidity Reserves	1.00	2.25
Total	<u>100.00 %</u>	

**10-Year geometric nominal returns, which include the real rate of return and inflation of 2.25% and does not include investment expenses. Over a 30-year period, STRS' investment consultant indicates that the above target allocations should generate a return above the actuarial rate of return, without net value added by management.

Discount Rate - The discount rate used to measure the total OPEB asset was 7.45% as of June 30, 2020. The projection of cash flows used to determine the discount rate assumes STRS Ohio continues to allocate no employer contributions to the health care fund. Based on these assumptions, the OPEB plan's fiduciary net position was projected to be available to make all projected future benefit payments to current plan members. Therefore, the long-term expected rate of return on health care plan investments of 7.45% was used to measure the total OPEB asset as of June 30, 2020.

Sensitivity of the Career Center's Proportionate Share of the Net OPEB Asset to Changes in the Discount and Health Care Cost Trend Rate - The following table represents the net OPEB asset as of June 30, 2020, calculated using the current period discount rate assumption of 7.45%, as well as what the net OPEB asset would be if it were calculated using a discount rate that is one percentage point lower (6.45%) or one percentage point higher (8.45%) than the current assumption. Also shown is the net OPEB asset as if it were calculated using health care cost trend rates that are one percentage point lower or one percentage point higher than the current health care cost trend rates.

	1% Decrease	Current Discount Rate	1% Increase
	Career Center's proportionate share of the net OPEB asset	\$ 822,100	\$ 944,873

	1% Decrease	Current Trend Rate	1% Increase
	Career Center's proportionate share of the net OPEB asset	\$ 1,042,574	\$ 944,873

**WAYNE COUNTY SCHOOLS CAREER CENTER
WAYNE COUNTY, OHIO**

NOTES TO THE BASIC FINANCIAL STATEMENTS
FOR THE FISCAL YEAR ENDED JUNE 30, 2021

NOTE 16 - CONTINGENCIES

A. Grants

The Career Center receives significant financial assistance from numerous Federal, State and local agencies in the form of grants. The disbursement of funds received under these programs generally requires compliance with terms and conditions specified in the grant agreements and are subject to audit by the grantor agencies. Any disallowed claims resulting from such audits could become a liability of the Career Center. However, in the opinion of management, any such disallowed claims will not have a material effect on the financial position of the Career Center.

B. Litigation

The Career Center is the defendant in an ongoing legal case that may or may not have a material effect of the Career Center's financial position. As of June 30, 2021, the Career Center and its lawyers are unable to determine if the Career Center will be liable for payment and what the payment may be. Therefore, no liability can be reasonably estimated at this time and no liability will be disclosed at June 30, 2021.

NOTE 17 - SET-ASIDES

The Career Center is required by State law to annually set-aside certain general fund revenue amounts, as defined by statutory formula, for the acquisition and construction of capital improvements. Amounts not spent by the end of the fiscal year or offset by similarly restricted resources received during the year must be held in cash at fiscal year-end. This amount must be carried forward to be used for the same purpose in future years. Expenditures exceeding the set-aside requirement may not be carried forward to the next fiscal year. The following cash-basis information describes the change in the fiscal year-end set-aside amount for capital improvements. Disclosure of this information is required by State statute.

	<u>Capital Improvements</u>
Set-aside balance June 30, 2020	\$ -
Current year set-aside requirement	137,702
Current year offsets	<u>(1,388,159)</u>
Total	<u>\$ (1,250,457)</u>
Balance carried forward to fiscal year 2022	<u>-</u>
Set-aside balance June 30, 2021	<u>-</u>

**WAYNE COUNTY SCHOOLS CAREER CENTER
WAYNE COUNTY, OHIO**

NOTES TO THE BASIC FINANCIAL STATEMENTS
FOR THE FISCAL YEAR ENDED JUNE 30, 2021

NOTE 18 - COMMITMENTS

The Career Center utilizes encumbrance accounting as part of its budgetary controls. Encumbrances outstanding at fiscal year-end may be reported as part of restricted, committed, or assigned classifications of fund balance. At year end, the Career Center's commitments for encumbrances (less amounts already included in payables) in the governmental funds were as follows:

<u>Fund</u>	<u>Year-End Encumbrances</u>
General	\$ 142,961
Classroom facilities maintenance	25,555
Permanent improvement	89,365
Nonmajor governmental	<u>85,205</u>
Total	<u>\$ 343,086</u>

NOTE 19 - TAX ABATEMENTS ENTERED INTO BY OTHER GOVERNMENTS

Other governments have entered into property tax abatement agreements with property owners under Enterprise Zone Agreements ("EZAs") and the Ohio Community Reinvestment Area ("CRA") program within taxing districts of the Career Center. The EZAs and CRA program are direct incentive tax exemption programs benefiting property owners who renovate existing buildings or construct new buildings. Under these programs, the other governments have designated areas to encourage revitalization of the existing structures and the development of new structures. The Career Center has incurred a reduction in property tax receipts due to agreements entered into by other governments. During fiscal year 2021, the Career Center's property tax receipts were reduced under agreements entered into by other governments as follows:

<u>Government Entering Into Agreement</u>	<u>Tax Abatement Program</u>		<u>Career Center</u>
	<u>CRA</u>	<u>Ezone</u>	<u>Foregone Taxes</u>
Baugman Township	\$ -	\$ 97	\$ 97
Paint Township	-	222	222
Chester Township	-	1,214	1,214
Chippewa Township	-	117	117
East Union Township	-	1,823	1,823
Franklin Township	-	78	78
Orrville City/Baugman Township	2,184	9,457	11,641
Orrville City/Green Township	3,400	13,511	16,911
Plain Township	-	492	492
Rittman City/Township	2,565	-	2,565
Sugar Creek Township/Village of Dalton	-	2,033	2,033
Wooster City/Killbuck Township	11,432	31,331	42,763
Wooster Township	-	6,698	6,698
Chippewa Township/Doylestown	534	-	534
Total	<u>\$ 20,115</u>	<u>\$ 67,073</u>	<u>\$ 87,188</u>

The Career Center is not receiving any amounts from these other governments in association with the forgone property tax receipts.

**WAYNE COUNTY SCHOOLS CAREER CENTER
WAYNE COUNTY, OHIO**

**NOTES TO THE BASIC FINANCIAL STATEMENTS
FOR THE FISCAL YEAR ENDED JUNE 30, 2021**

NOTE 20 - COVID-19

The United States and the State of Ohio declared a state of emergency in March of 2020 due to the COVID-19 pandemic. The financial impact of COVID-19 and the continuing emergency measures may impact subsequent periods of the Career Center. The Career Center's investment portfolio and the pension and other employee benefits plan in which the Career Center participate fluctuates with market conditions, and due to market volatility, the amount of gains or losses that will be realized in subsequent periods, if any, cannot be determined. In addition, the impact on the Career Center's future operating costs, revenues, and additional recovery from emergency funding, either federal or state, cannot be estimated.

During fiscal year 2021, the Career Center received \$131,199 as an on-behalf of grant from another government. These amounts are recorded in the Coronavirus Relief Special Revenue Fund and the Governor's Emergency Education Relief Special Revenue Fund.

REQUIRED SUPPLEMENTARY INFORMATION

**WAYNE COUNTY SCHOOLS CAREER CENTER
WAYNE COUNTY, OHIO**

SCHEDULES OF REQUIRED SUPPLEMENTARY INFORMATION

SCHEDULE OF THE CAREER CENTER'S PROPORTIONATE SHARE OF
THE NET PENSION LIABILITY
SCHOOL EMPLOYEES RETIREMENT SYSTEM (SERS) OF OHIO

LAST EIGHT FISCAL YEARS

	<u>2021</u>	<u>2020</u>	<u>2019</u>	<u>2018</u>
Career Center's proportion of the net pension liability	0.04845710%	0.04761040%	0.04814100%	0.04939750%
Career Center's proportionate share of the net pension liability	\$ 3,205,055	\$ 2,848,614	\$ 2,757,124	\$ 2,951,392
Career Center's covered payroll	\$ 1,707,821	\$ 1,651,741	\$ 1,572,059	\$ 1,659,407
Career Center's proportionate share of the net pension liability as a percentage of its covered payroll	187.67%	172.46%	175.38%	177.86%
Plan fiduciary net position as a percentage of the total pension liability	68.55%	70.85%	71.36%	69.50%

Note: Information prior to 2014 was unavailable. Schedule is intended to show information for 10 years. Additional years will be displayed as they become available.

Amounts presented for each fiscal year were determined as of the Career Center's measurement date which is the prior year-end.

SEE ACCOMPANYING NOTES TO THE REQUIRED SUPPLEMENTARY INFORMATION

2017	2016	2015	2014
0.05268110%	0.05334550%	0.05268100%	0.05268100%
\$ 3,855,770	\$ 3,043,946	\$ 2,666,155	\$ 3,132,770
\$ 1,637,657	\$ 1,605,979	\$ 1,530,801	\$ 1,852,290
235.44%	189.54%	174.17%	169.13%
62.98%	69.16%	71.70%	65.52%

**WAYNE COUNTY SCHOOLS CAREER CENTER
WAYNE COUNTY, OHIO**

SCHEDULES OF REQUIRED SUPPLEMENTARY INFORMATION

SCHEDULE OF THE CAREER CENTER'S PROPORTIONATE SHARE OF
THE NET PENSION LIABILITY
STATE TEACHERS RETIREMENT SYSTEM (STRS) OF OHIO

LAST EIGHT FISCAL YEARS

	<u>2021</u>	<u>2020</u>	<u>2019</u>	<u>2018</u>
Career Center's proportion of the net pension liability	0.05376233%	0.05345060%	0.05418283%	0.05409729%
Career Center's proportionate share of the net pension liability	\$ 13,008,571	\$ 11,820,279	\$ 11,913,588	\$ 12,850,927
Career Center's covered payroll	\$ 6,495,679	\$ 6,141,479	\$ 6,360,179	\$ 5,973,179
Career Center's proportionate share of the net pension liability as a percentage of its covered payroll	200.26%	192.47%	187.32%	215.14%
Plan fiduciary net position as a percentage of the total pension liability	75.48%	77.40%	77.31%	75.30%

Note: Information prior to 2014 was unavailable. Schedule is intended to show information for 10 years. Additional years will be displayed as they become available.

Amounts presented for each fiscal year were determined as of the Career Center's measurement date which is the prior year-end.

SEE ACCOMPANYING NOTES TO THE REQUIRED SUPPLEMENTARY INFORMATION

2017	2016	2015	2014
0.05492982%	0.05496200%	0.05676394%	0.05676394%
\$ 18,386,667	\$ 15,189,889	\$ 13,806,955	\$ 16,446,754
\$ 5,794,286	\$ 5,754,036	\$ 5,799,708	\$ 6,341,900
317.32%	263.99%	238.06%	259.33%
66.80%	72.10%	74.70%	69.30%

**WAYNE COUNTY SCHOOLS CAREER CENTER
WAYNE COUNTY, OHIO**

SCHEDULES OF REQUIRED SUPPLEMENTARY INFORMATION

SCHEDULE OF CAREER CENTER PENSION CONTRIBUTIONS
SCHOOL EMPLOYEES RETIREMENT SYSTEM (SERS) OF OHIO

LAST TEN FISCAL YEARS

	<u>2021</u>	<u>2020</u>	<u>2019</u>	<u>2018</u>
Contractually required contribution	\$ 248,479	\$ 239,095	\$ 222,985	\$ 212,228
Contributions in relation to the contractually required contribution	<u>(248,479)</u>	<u>(239,095)</u>	<u>(222,985)</u>	<u>(212,228)</u>
Contribution deficiency (excess)	<u>\$ -</u>	<u>\$ -</u>	<u>\$ -</u>	<u>\$ -</u>
Career Center's covered payroll	\$ 1,774,850	\$ 1,707,821	\$ 1,651,741	\$ 1,572,059
Contributions as a percentage of covered payroll	14.00%	14.00%	13.50%	13.50%

SEE ACCOMPANYING NOTES TO THE REQUIRED SUPPLEMENTARY INFORMATION

<u>2017</u>	<u>2016</u>	<u>2015</u>	<u>2014</u>	<u>2013</u>	<u>2012</u>
\$ 232,317	\$ 229,272	\$ 211,668	\$ 212,169	\$ 256,357	\$ 253,161
<u>(232,317)</u>	<u>(229,272)</u>	<u>(211,668)</u>	<u>(212,169)</u>	<u>(256,357)</u>	<u>(253,161)</u>
<u>\$ -</u>	<u>\$ -</u>	<u>\$ -</u>	<u>\$ -</u>	<u>\$ -</u>	<u>\$ -</u>
\$ 1,659,407	\$ 1,637,657	\$ 1,605,979	\$ 1,530,801	\$ 1,852,290	\$ 1,882,238
14.00%	14.00%	13.18%	13.86%	13.84%	13.45%

**WAYNE COUNTY SCHOOLS CAREER CENTER
WAYNE COUNTY, OHIO**

SCHEDULES OF REQUIRED SUPPLEMENTARY INFORMATION

SCHEDULE OF CAREER CENTER PENSION CONTRIBUTIONS
STATE TEACHERS RETIREMENT SYSTEM (STRS) OF OHIO

LAST TEN FISCAL YEARS

	<u>2021</u>	<u>2020</u>	<u>2019</u>	<u>2018</u>
Contractually required contribution	\$ 936,225	\$ 909,395	\$ 859,807	\$ 890,425
Contributions in relation to the contractually required contribution	<u>(936,225)</u>	<u>(909,395)</u>	<u>(859,807)</u>	<u>(890,425)</u>
Contribution deficiency (excess)	<u>\$ -</u>	<u>\$ -</u>	<u>\$ -</u>	<u>\$ -</u>
Career Center's covered payroll	\$ 6,687,321	\$ 6,495,679	\$ 6,141,479	\$ 6,360,179
Contributions as a percentage of covered payroll	14.00%	14.00%	14.00%	14.00%

SEE ACCOMPANYING NOTES TO THE REQUIRED SUPPLEMENTARY INFORMATION

<u>2017</u>	<u>2016</u>	<u>2015</u>	<u>2014</u>	<u>2013</u>	<u>2012</u>
\$ 836,245	\$ 811,200	\$ 805,565	\$ 753,962	\$ 824,447	\$ 949,912
<u>(836,245)</u>	<u>(811,200)</u>	<u>(805,565)</u>	<u>(753,962)</u>	<u>(824,447)</u>	<u>(949,912)</u>
<u>\$ -</u>	<u>\$ -</u>	<u>\$ -</u>	<u>\$ -</u>	<u>\$ -</u>	<u>\$ -</u>
\$ 5,973,179	\$ 5,794,286	\$ 5,754,036	\$ 5,799,708	\$ 6,341,900	\$ 7,307,015
14.00%	14.00%	14.00%	13.00%	13.00%	13.00%

**WAYNE COUNTY SCHOOLS CAREER CENTER
WAYNE COUNTY, OHIO**

SCHEDULES OF REQUIRED SUPPLEMENTARY INFORMATION

SCHEDULE OF THE CAREER CENTER'S PROPORTIONATE SHARE OF
THE NET OPEB LIABILITY
SCHOOL EMPLOYEES RETIREMENT SYSTEM (SERS) OF OHIO

LAST FIVE FISCAL YEARS

	<u>2021</u>	<u>2020</u>	<u>2019</u>	<u>2018</u>	<u>2017</u>
Career Center's proportion of the net OPEB liability	0.04819490%	0.04873150%	0.04891800%	0.05020870%	0.05348036%
Career Center's proportionate share of the net OPEB liability	\$ 1,047,433	\$ 1,225,495	\$ 1,357,117	\$ 1,347,470	\$ 1,524,388
Career Center's covered payroll	\$ 1,707,821	\$ 1,651,741	\$ 1,572,059	\$ 1,659,407	\$ 1,637,657
Career Center's proportionate share of the net OPEB liability as a percentage of its covered payroll	61.33%	74.19%	86.33%	81.20%	93.08%
Plan fiduciary net position as a percentage of the total OPEB liability	18.17%	15.57%	13.57%	12.46%	11.49%

Note: Information prior to 2017 was unavailable. Schedule is intended to show information for 10 years. Additional years will be displayed as they become available.

Amounts presented for each fiscal year were determined as of the Career Center's measurement date which is the prior year-end.

SEE ACCOMPANYING NOTES TO THE REQUIRED SUPPLEMENTARY INFORMATION

**WAYNE COUNTY SCHOOLS CAREER CENTER
WAYNE COUNTY, OHIO**

SCHEDULES OF REQUIRED SUPPLEMENTARY INFORMATION

SCHEDULE OF THE CAREER CENTER'S PROPORTIONATE SHARE OF
THE NET OPEB LIABILITY/ASSET
STATE TEACHERS RETIREMENT SYSTEM (STRS) OF OHIO

LAST FIVE FISCAL YEARS

	<u>2021</u>	<u>2020</u>	<u>2019</u>	<u>2018</u>	<u>2017</u>
Career Center's proportion of the net OPEB liability/asset	0.05376233%	0.05345060%	0.05418283%	0.05409729%	0.05492982%
Career Center's proportionate share of the net OPEB liability/(asset)	\$ (944,873)	\$ (885,270)	\$ (870,663)	\$ 2,110,677	\$ 2,937,661
Career Center's covered payroll	\$ 6,495,679	\$ 6,141,479	\$ 6,360,179	\$ 5,973,179	\$ 5,794,286
Career Center's proportionate share of the net OPEB liability/asset as a percentage of its covered payroll	14.55%	14.41%	13.69%	35.34%	50.70%
Plan fiduciary net position as a percentage of the total OPEB liability/asset	182.10%	174.70%	176.00%	47.10%	37.30%

Note: Information prior to 2017 was unavailable. Schedule is intended to show information for 10 years. Additional years will be displayed as they become available.

Amounts presented for each fiscal year were determined as of the Career Center's measurement date which is the prior year-end.

SEE ACCOMPANYING NOTES TO THE REQUIRED SUPPLEMENTARY INFORMATION

**WAYNE COUNTY SCHOOLS CAREER CENTER
WAYNE COUNTY, OHIO**

SCHEDULES OF REQUIRED SUPPLEMENTARY INFORMATION

SCHEDULE OF CAREER CENTER OPEB CONTRIBUTIONS
SCHOOL EMPLOYEES RETIREMENT SYSTEM (SERS) OF OHIO

LAST TEN FISCAL YEARS

	<u>2021</u>	<u>2020</u>	<u>2019</u>	<u>2018</u>
Contractually required contribution	\$ 34,933	\$ 21,081	\$ 37,723	\$ 34,638
Contributions in relation to the contractually required contribution	<u>(34,933)</u>	<u>(21,081)</u>	<u>(37,723)</u>	<u>(34,638)</u>
Contribution deficiency (excess)	<u>\$ -</u>	<u>\$ -</u>	<u>\$ -</u>	<u>\$ -</u>
Career Center's covered payroll	\$ 1,774,850	\$ 1,707,821	\$ 1,651,741	\$ 1,572,059
Contributions as a percentage of covered payroll	1.97%	1.23%	2.28%	2.20%

SEE ACCOMPANYING NOTES TO THE REQUIRED SUPPLEMENTARY INFORMATION

<u>2017</u>	<u>2016</u>	<u>2015</u>	<u>2014</u>	<u>2013</u>	<u>2012</u>
\$ 27,743	\$ 27,464	\$ 39,738	\$ 27,957	\$ 23,588	\$ 10,391
<u>(27,743)</u>	<u>(27,464)</u>	<u>(39,738)</u>	<u>(27,957)</u>	<u>(23,588)</u>	<u>(10,391)</u>
<u>\$ -</u>	<u>\$ -</u>	<u>\$ -</u>	<u>\$ -</u>	<u>\$ -</u>	<u>\$ -</u>
\$ 1,659,407	\$ 1,637,657	\$ 1,605,979	\$ 1,530,801	\$ 1,852,290	\$ 1,882,238
1.67%	1.68%	2.47%	1.83%	1.27%	0.55%

**WAYNE COUNTY SCHOOLS CAREER CENTER
WAYNE COUNTY, OHIO**

SCHEDULES OF REQUIRED SUPPLEMENTARY INFORMATION

SCHEDULE OF CAREER CENTER OPEB CONTRIBUTIONS
STATE TEACHERS RETIREMENT SYSTEM (STRS) OF OHIO

LAST TEN FISCAL YEARS

	<u>2021</u>	<u>2020</u>	<u>2019</u>	<u>2018</u>
Contractually required contribution	\$ -	\$ -	\$ -	\$ -
Contributions in relation to the contractually required contribution	<u>-</u>	<u>-</u>	<u>-</u>	<u>-</u>
Contribution deficiency (excess)	<u>\$ -</u>	<u>\$ -</u>	<u>\$ -</u>	<u>\$ -</u>
Career Center's covered payroll	\$ 6,687,321	\$ 6,495,679	\$ 6,141,479	\$ 6,360,179
Contributions as a percentage of covered payroll	0.00%	0.00%	0.00%	0.00%

SEE ACCOMPANYING NOTES TO THE REQUIRED SUPPLEMENTARY INFORMATION

<u>2017</u>	<u>2016</u>	<u>2015</u>	<u>2014</u>	<u>2013</u>	<u>2012</u>
\$ -	\$ -	\$ -	\$ 59,254	\$ 63,419	\$ 73,070
-	-	-	(59,254)	(63,419)	(73,070)
<u>\$ -</u>	<u>\$ -</u>	<u>\$ -</u>	<u>\$ -</u>	<u>\$ -</u>	<u>\$ -</u>
\$ 5,973,179	\$ 5,794,286	\$ 5,754,036	\$ 5,799,708	\$ 6,341,900	\$ 7,307,015
0.00%	0.00%	0.00%	1.00%	1.00%	1.00%

**WAYNE COUNTY SCHOOLS CAREER CENTER
WAYNE COUNTY, OHIO**

NOTES TO THE REQUIRED SUPPLEMENTARY INFORMATION
FOR THE FISCAL YEAR ENDED JUNE 30, 2021

PENSION

SCHOOL EMPLOYEES RETIREMENT SYSTEM (SERS) OF OHIO

Changes in benefit terms: There were no changes in benefit terms from the amounts reported for fiscal years 2014-2017. For fiscal year 2018, SERS changed from a fixed 3% annual increase to a Cost of Living Adjustment (COLA) based on the changes in the Consumer Price Index (CPI-W), with a cap of 2.5% and a floor of 0%. There were no changes in benefit terms from the amounts previously reported for fiscal years 2019-2021.

Changes in assumptions: There were no changes in methods and assumptions used in the calculation of actuarial determined contributions for fiscal years 2014-2016. For fiscal year 2017, the following changes of assumptions affected the total pension liability since the prior measurement date: (a) the assumed rate of inflation was reduced from 3.25% to 3.00%, (b) payroll growth assumption was reduced from 4.00% to 3.50%, (c) assumed real wage growth was reduced from 0.75% to 0.50%, (d) rates of withdrawal, retirement and disability were updated to reflect recent experience, (e) mortality among active members was updated to RP-2014 Blue Collar Mortality Table with fully generational projection and a five year age set-back for both males and females, (f) mortality among service retired members and beneficiaries was updated to the following RP-2014 Blue Collar Mortality Table with fully generational projection with Scale BB, 120% of male rates and 110% of female rates, (g) mortality among disabled members was updated to RP-2000 Disabled Mortality Table, 90% for male rates and 100% for female rates, set back five years is used for the period after disability retirement and (h) the discount rate was reduced from 7.75% to 7.50%. There were no changes in methods and assumptions used in the calculation of actuarial determined contributions for fiscal years 2018-2021.

STATE TEACHERS RETIREMENT SYSTEM (STRS) OF OHIO

Changes in benefit terms: There were no changes in benefit terms from the amounts reported for fiscal years 2014-2017. For fiscal year 2018, STRS decreased the Cost of Living Adjustment (COLA) to zero. There were no changes in benefit terms from amounts previously reported for fiscal years 2019-2021.

Changes in assumptions: There were no changes in methods and assumptions used in the calculation of actuarial determined contributions for fiscal years 2014-2017. For fiscal year 2018, the following changes of assumption affected the total pension liability since the prior measurement date: (a) the long-term expected rate of return was reduced from 7.75% to 7.45%, (b) the inflation assumption was lowered from 2.75% to 2.50%, (c) the payroll growth assumption was lowered to 3.00%, (d) total salary increases rate was lowered by decreasing the merit component of the individual salary increases, in addition to a decrease of 0.25% due to lower inflation, (e) the healthy and disabled mortality assumptions were updated to the RP-2014 mortality tables with generational improvement scale MP-2016 and (f) rates of retirement, termination and disability were modified to better reflect anticipated future experience. There were no changes in methods and assumptions used in the calculation of actuarial determined contributions for fiscal years 2019-2021.

OTHER POSTEMPLOYMENT BENEFITS (OPEB)

SCHOOL EMPLOYEES RETIREMENT SYSTEM (SERS) OF OHIO

Changes in benefit terms: There were no changes in benefit terms from the amounts previously reported for fiscal years 2017-2021.

(Continued)

**WAYNE COUNTY SCHOOLS CAREER CENTER
WAYNE COUNTY, OHIO**

NOTES TO THE REQUIRED SUPPLEMENTARY INFORMATION (CONTINUED)
FOR THE FISCAL YEAR ENDED JUNE 30, 2021

OTHER POSTEMPLOYMENT BENEFITS (OPEB) (Continued)

Changes in assumptions: There were no changes in methods and assumptions used in the calculation of actuarial determined contributions for fiscal year 2017. For fiscal year 2018, the following changes of assumptions affected the total OPEB liability since the prior measurement date: (a) assumed rate of inflation was reduced from 3.25% to 3.00%, (b) payroll growth assumption was reduced from 4.00% to 3.50%, (c) assumed real wage growth was reduced from 0.75% to 0.50%, (d) rates of withdrawal, retirement, and disability were updated to reflect recent experience, (e) mortality among active members was updated to the following: RP-2014 Blue Collar Mortality Table with fully generational projection and a five-year age set-back for both males and females, (f) mortality among service retired members and beneficiaries was updated to the following: RP-2014 Blue Collar Mortality Table with fully generational projection with Scale BB, 120% of male rates, and 110% of female rates, (g) mortality among disabled members was updated to the following: RP-2000 Disabled Mortality Table, 90% for male rates and 100% for female rates, set back five years is used for the period after disability retirement, (h) the municipal bond index rate increased from 2.92% to 3.56% and (i) the single equivalent interest rate, net of plan investment expense, including price inflation increased from 2.98% to 3.63%. For fiscal year 2019, the following changes of assumptions affected the total OPEB liability since the prior measurement date: (a) the discount rate increased from 3.63% to 3.70%, (b) the health care cost trend rates for Medicare were changed from a range of 5.50%-5.00% to a range of 5.375%-4.75% and Pre-Medicare were changed from a range of 7.50%-5.00% to a range of 7.25%-4.75%, (c) the municipal bond index rate increased from 3.56% to 3.62% and (d) the single equivalent interest rate, net of plan investment expense, including price inflation increased from 3.63% to 3.70%. For fiscal year 2020, the following changes of assumptions affected the total OPEB liability since the prior measurement date: (a) the discount rate decreased from 3.70% to 3.22%, (b) the health care cost trend rates for Medicare were changed from a range of 5.375%-4.75% to a range of 5.25%-4.75% and Pre-Medicare were changed from a range of 7.25%-4.75% to a range of 7.00%-4.75%, (c) the municipal bond index rate decreased from 3.62% to 3.13% and (d) the single equivalent interest rate, net of plan investment expense, including price inflation decreased from 3.70% to 3.22%. For fiscal year 2021, the following changes of assumptions affected the total OPEB liability since the prior measurement date: (a) the discount rate decreased from 3.22% to 2.63% and (b) the municipal bond index rate decreased from

STATE TEACHERS RETIREMENT SYSTEM (STRS) OF OHIO

Changes in benefit terms: There were no changes in benefit terms from the amounts previously reported for fiscal year 2017. For fiscal year 2018, STRS reduced the subsidy multiplier for non-Medicare benefit recipients from 2.1% to 1.9% per year of service. Medicare Part B premium reimbursements were discontinued for certain survivors and beneficiaries and all remaining Medicare Part B premium reimbursements will be discontinued beginning January 2019. For fiscal year 2019, STRS increased the subsidy multiplier for non-Medicare benefit recipients from 1.9% to 1.944% per year of service effective January 1, 2019. The non-Medicare frozen subsidy base premium was increased January 1, 2019 and all remaining Medicare Part B premium reimbursements will be discontinued beginning January 1, 2020. For fiscal year 2020, STRS increased the subsidy percentage from 1.944% to 1.984% effective January 1, 2020. The Medicare subsidy percentages were adjusted effective January 1, 2021 to 2.1% for the Medicare plan. The Medicare Part B monthly reimbursement elimination date was postponed to January 1, 2021. For fiscal year 2021, the non-Medicare subsidy percentage was increased effective January 1, 2021 from 1.984% to 2.055% per year of service. The non-Medicare frozen subsidy base premium was increased effective January 1, 2021. The Medicare subsidy percentages were adjusted effective January 1, 2021 to 2.1% for the AMA Medicare plan. The Medicare Part B monthly reimbursement elimination date was postponed indefinitely.

Changes in assumptions: There were no changes in methods and assumptions used in the calculation of actuarial determined contributions for fiscal year 2017. For fiscal year 2018, the following changes of assumptions affected the total OPEB liability since the prior measurement date: (a) the discount rate was increased from 3.26% to 4.13% based on the methodology defined under GASB Statement No. 74, Financial Reporting for Postemployment Benefit Plans Other Than Pension Plans (OPEB), (b) the long term expected rate of return was reduced from 7.75% to 7.45%, (c) valuation year per capita health care costs were updated, and the salary scale was modified, (d) the percentage of future retirees electing each option was updated based on current data and the percentage of future disabled retirees and terminated vested participants electing health coverage were decreased and (e) the assumed mortality, disability, retirement, withdrawal and future health care cost trend rates were modified along with the portion of rebated prescription drug costs. For fiscal year 2019, the following changes of assumptions affected the total OPEB liability/asset since the prior measurement date: (a) the discount rate was increased from the blended rate of 4.13% to the long-term expected rate of return of 7.45% based on the methodology defined under GASB Statement No. 74, Financial Reporting for Postemployment Benefit Plans Other Than Pension Plans (OPEB) and (b) decrease in health care cost trend rates from 6.00%-11.00% initial; 4.50% ultimate down to Medical Pre-Medicare 6.00% and Medicare 5.00% initial; 4.00% ultimate and Prescription Drug Pre-Medicare 8.00% and Medicare (5.23%) initial; 4.00% ultimate. For fiscal year 2020, health care cost trend rates were changed to the following: medical pre-Medicare from 6.00% initial - 4.00% ultimate down to 5.87% initial - 4.00% ultimate; medical Medicare from 5.00% initial - 4.00% ultimate down to 4.93% initial - 4.00% ultimate; prescription drug pre-Medicare from 8.00% initial - 4.00% ultimate down to 7.73% initial - 4.00% ultimate and (5.23%) initial - 4.00% ultimate up to 9.62% initial - 4.00% ultimate. For fiscal year 2021, health care cost trend rates were changed to the following: medical pre-Medicare from 5.87% initial - 4.00% ultimate down to 5.00% initial - 4.00% ultimate; medical Medicare from 4.93% initial - 4.00% ultimate down to 9.62% initial - 4.00% ultimate up to 11.87% initial - 4.00% ultimate.

SUPPLEMENTARY INFORMATION

WAYNE COUNTY SCHOOLS CAREER CENTER
WAYNE COUNTY, OHIO
SCHEDULE OF EXPENDITURES OF FEDERAL AWARDS
FOR THE FISCAL YEAR ENDED JUNE 30, 2021

FEDERAL GRANTOR/ PASS THROUGH GRANTOR/ PROGRAM/CLUSTER TITLE	ASSISTANCE LISTING NUMBER	PASS-THROUGH ENTITY IDENTIFYING NUMBER / ADDITIONAL AWARD IDENTIFICATION	TOTAL EXPENDITURES OF FEDERAL AWARDS
U.S. DEPARTMENT OF AGRICULTURE			
<i>Passed Through the Ohio Department of Education</i>			
Child Nutrition Cluster:			
School Breakfast Program	10.553	2021	\$ 39,875
COVID-19 - School Breakfast Program	10.553	COVID-19, 2021	2,292
Total School Breakfast Program			<u>42,167</u>
National School Lunch Program	10.555	2021	133,314
COVID-19 - National School Lunch Program	10.555	COVID-19, 2021	18,564
National School Lunch Program - Food Donation	10.555	2021	18,923
Total National School Lunch Program			<u>170,801</u>
Total Child Nutrition Cluster and U.S. Department of Agriculture			<u>212,968</u>
U.S. DEPARTMENT OF THE TREASURY			
<i>Passed Through the Ohio Department of Education</i>			
COVID-19 - Coronavirus Relief Fund - Other Educational Entities	21.019	COVID-19, 2021	37,416
<i>Passed Through the Ohio Department of Higher Education</i>			
COVID-19 - Coronavirus Relief Fund	21.019	COVID-19, 2021	6,823
COVID-19 - Coronavirus Relief Fund	21.019	COVID-19, 2021	13,647
Total Coronavirus Relief Fund			<u>57,886</u>
Total U.S. Department of the Treasury			<u>57,886</u>
U.S. DEPARTMENT OF EDUCATION			
<i>Direct</i>			
Student Financial Assistance Cluster:			
Federal Supplemental Educational Opportunity Grants	84.007	N/A	10,682
Federal Pell Grant Program	84.063	N/A	276,723
Federal Direct Student Loans	84.268	N/A	363,752
Total Student Financial Assistance Cluster			<u>651,157</u>
COVID-19 - Higher Education Emergency Relief Fund (HEERF) Student Aid Portion	84.425E	COVID-19, 84.425E, 2020	1,429
COVID-19 - Higher Education Emergency Relief Fund (HEERF) Institutional Portion	84.425F	COVID-19, 84.425F, 2020	60,155
COVID-19 - Higher Education Emergency Relief Fund (HEERF) Student Aid Portion	84.425E	COVID-19, 84.425E, 2021	60,156
COVID-19 - Higher Education Emergency Relief Fund (HEERF) Institutional Portion	84.425F	COVID-19, 84.425F, 2021	143,602
COVID-19 - Higher Education Emergency Relief Fund (HEERF) Fund for the Improvement of Postsecondary Education (FIPSE) Formula Grant	84.425N	COVID-19, 84.425N, 2021	379,689
<i>Passed Through the Ohio Department of Education</i>			
COVID-19 - Governor's Emergency Education Relief (GEER) Fund	84.425C	COVID-19, 84.425C, 2021	73,313
Total Education Stabilization Fund			<u>718,344</u>
<i>Passed Through the Ohio Board of Regents</i>			
Adult Education_Basic Grants to States	84.002	2020	6,503
Adult Education_Basic Grants to States	84.002A	84.002A, 2021	89,387
Adult Education_Basic Grants to States - Integrated English Language and Civics Education	84.002A	84.002A, 2021	35,028
Total Adult Education_Basic Grants to States			<u>130,918</u>
<i>Passed Through the Ohio Department of Education</i>			
Career and Technical Education -- Basic Grants to States	84.048	2020	1,961
Career and Technical Education -- Basic Grants to States	84.048A	84.048A, 2021	258,743
Career and Technical Education -- Basic Grants to States - Adult	84.048	2020	61,402
Career and Technical Education -- Basic Grants to States - Adult	84.048A	84.048A, 2021	106,880
Total Career and Technical Education_Basic Grants to States			<u>428,986</u>
Total U.S. Department of Education			<u>1,929,405</u>
Total Federal Financial Assistance			<u>\$ 2,200,259</u>

The accompanying notes are an integral part of this schedule.

**WAYNE COUNTY SCHOOLS CAREER CENTER
WAYNE COUNTY, OHIO**

NOTES TO THE SCHEDULE OF EXPENDITURES OF FEDERAL AWARDS
2 CFR 200.510(b)(6)
FOR THE FISCAL YEAR ENDED JUNE 30, 2021

NOTE 1 – BASIS OF PRESENTATION & SUMMARY OF SIGNIFICANT ACCOUNTING POLICIES

The accompanying Schedule of Expenditures of Federal Awards (the Schedule) includes the federal award activity of the Wayne County Schools Career Center under programs of the federal government for the fiscal year ended June 30, 2021 and is prepared in accordance with the cash basis of accounting. The information on this Schedule is prepared in accordance with the requirements of Title 2 U.S. Code of Federal Regulations Part 200, *Uniform Administrative Requirements, Cost Principles, and Audit Requirements for Federal Awards* (Uniform Guidance). Because the Schedule presents only a selected portion of the operations of the Wayne County Schools Career Center, it is not intended to and does not present the financial position or changes in net position of the Wayne County Schools Career Center. Such expenditures are recognized following cost principles contained in Uniform Guidance wherein certain types of expenditures may or may not be limited to as to reimbursement.

NOTE 2 – DE MINIMIS COST RATE

CFR Section 200.414 of the Uniform Guidance allows a non-federal entity that has never received a negotiated indirect cost rate to charge a de minimis rate of 10% of modified total direct costs to indirect costs. Wayne County Schools Career Center has not elected to use the 10-percent de minimis indirect cost rate as allowed under the Uniform Guidance.

NOTE 3 - CHILD NUTRITION CLUSTER

The Wayne County Schools Career Center commingles cash receipts from the U.S. Department of Agriculture with similar State grants. When reporting expenditures on this Schedule, the Wayne County Schools Career Center assumes it expends federal monies first.

NOTE 4 – FOOD DONATION PROGRAM

The Wayne County Schools Career Center reports commodities consumed on the Schedule at the entitlement value. The Wayne County Schools Career Center allocated donated food commodities to the respective program that benefitted from the use of those donated food commodities.

Independent Auditor's Report on Internal Control Over Financial Reporting and on Compliance and Other Matters Based on an Audit of Financial Statements Performed in Accordance with *Government Auditing Standards*

Wayne County Schools Career Center
Wayne County
518 West Prospect Street
Smithville, Ohio 44677

To the Board of Education:

We have audited, in accordance with the auditing standards generally accepted in the United States of America and the standards applicable to financial audits contained in *Government Auditing Standards* issued by the Comptroller General of the United States, the financial statements of the governmental activities, each major fund, and the aggregate remaining fund information of the Wayne County Schools Career Center, Wayne County, Ohio, as of and for the fiscal year ended June 30, 2021, and the related notes to the financial statements, which collectively comprise the Wayne County Schools Career Center's basic financial statements, and have issued our report thereon dated November 22, 2021, wherein we noted as described in Note 20 to the financial statements, the financial impact of COVID-19 and the continuing emergency measures may impact subsequent periods.

Internal Control over Financial Reporting

In planning and performing our audit of the financial statements, we considered the Wayne County Schools Career Center's internal control over financial reporting (internal control) as a basis for designing audit procedures that are appropriate in the circumstances for the purpose of expressing our opinions on the financial statements, but not for the purpose of expressing an opinion on the effectiveness of the Wayne County Schools Career Center's internal control. Accordingly, we do not express an opinion on the effectiveness of the Wayne County Schools Career Center's internal control.

A *deficiency in internal control* exists when the design or operation of a control does not allow management or employees, in the normal course of performing their assigned functions, to prevent, or detect and correct, misstatements on a timely basis. A *material weakness* is a deficiency, or a combination of deficiencies, in internal control, such that there is a reasonable possibility that a material misstatement of the Wayne County Schools Career Center's financial statements will not be prevented, or detected and corrected, on a timely basis. A *significant deficiency* is a deficiency, or a combination of deficiencies, in internal control that is less severe than a material weakness, yet important enough to merit attention by those charged with governance.

Our consideration of internal control was for the limited purpose described in the first paragraph of this section and was not designed to identify all deficiencies in internal control that might be material weaknesses or significant deficiencies. Given these limitations, during our audit we did not identify any deficiencies in internal control that we consider to be material weaknesses. However, material weaknesses may exist that have not been identified.

Compliance and Other Matters

As part of obtaining reasonable assurance about whether the Wayne County Schools Career Center's financial statements are free from material misstatement, we performed tests of its compliance with certain provisions of laws, regulations, contracts, and grant agreements, noncompliance with which could have a direct and material effect on the financial statements. However, providing an opinion on compliance with those provisions was not an objective of our audit, and accordingly, we do not express such an opinion. The results of our tests disclosed no instances of noncompliance or other matters that are required to be reported under *Government Auditing Standards*.

Purpose of this Report

The purpose of this report is solely to describe the scope of our testing of internal control and compliance and the results of that testing, and not to provide an opinion on the effectiveness of the Wayne County Schools Career Center's internal control or on compliance. This report is an integral part of an audit performed in accordance with *Government Auditing Standards* in considering the Wayne County Schools Career Center's internal control and compliance. Accordingly, this communication is not suitable for any other purpose.



Julian & Grube, Inc.
November 22, 2021

**Independent Auditor's Report on Compliance for Each Major Program
and on Internal Control Over Compliance Required by the Uniform Guidance**

Wayne County Schools Career Center
Wayne County
518 West Prospect Street
Smithville, Ohio 44677

To the Board of Education:

Report on Compliance for Each Major Federal Program

We have audited the Wayne County Schools Career Center's compliance with the types of compliance requirements described in the *Office of Management and Budget (OMB) Compliance Supplement* that could have a direct and material effect on each of the Wayne County Schools Career Center's major federal programs for the fiscal year ended June 30, 2021. The Wayne County Schools Career Center's major federal programs are identified in the summary of auditor's results section of the accompanying schedule of findings.

Management's Responsibility

Management is responsible for compliance with federal statutes, regulations, and the terms and conditions of its federal awards applicable to its federal programs.

Auditor's Responsibility

Our responsibility is to express an opinion on compliance for each of the Wayne County Schools Career Center's major federal programs based on our audit of the types of compliance requirements referred to above. We conducted our audit of compliance in accordance with auditing standards generally accepted in the United States of America; the standards applicable to financial audits contained in *Government Auditing Standards*, issued by the Comptroller General of the United States; and the audit requirements of Title 2 U.S. *Code of Federal Regulations* Part 200, *Uniform Administrative Requirements, Cost Principles, and Audit Requirements for Federal Awards* (Uniform Guidance). Those standards and the Uniform Guidance require that we plan and perform the audit to obtain reasonable assurance about whether noncompliance with the types of compliance requirements referred to above that could have a direct and material effect on a major federal program occurred. An audit includes examining, on a test basis, evidence about the Wayne County Schools Career Center's compliance with those requirements and performing such other procedures as we considered necessary in the circumstances.

We believe that our audit provides a reasonable basis for our opinion on compliance for each major federal program. However, our audit does not provide a legal determination of the Wayne County Schools Career Center's compliance.

Opinion on Each Major Federal Program

In our opinion, the Wayne County Schools Career Center complied, in all material respects, with the types of compliance requirements referred to above that could have a direct and material effect on each of its major federal programs for the fiscal year ended June 30, 2021.

Report on Internal Control over Compliance

Management of the Wayne County Schools Career Center is responsible for establishing and maintaining effective internal control over compliance with the types of compliance requirements referred to above. In planning and performing our audit of compliance, we considered the Wayne County Schools Career Center's internal control over compliance with the types of requirements that could have a direct and material effect on each major federal program to determine the auditing procedures that are appropriate in the circumstances for the purpose of expressing an opinion on compliance for each major federal program and to test and report on internal control over compliance in accordance with the Uniform Guidance, but not for the purpose of expressing an opinion on the effectiveness of internal control over compliance. Accordingly, we do not express an opinion on the effectiveness of the Wayne County Schools Career Center's internal control over compliance.

A deficiency in internal control over compliance exists when the design or operation of a control over compliance does not allow management or employees, in the normal course of performing their assigned functions, to prevent, or detect and correct, noncompliance with a type of compliance requirement of a federal program on a timely basis. A *material weakness in internal control over compliance* is a deficiency, or a combination of deficiencies, in internal control over compliance, such that there is a reasonable possibility that material noncompliance with a type of compliance requirement of a federal program will not be prevented, or detected and corrected, on a timely basis. A *significant deficiency in internal control over compliance* is a deficiency, or a combination of deficiencies, in internal control over compliance with a type of compliance requirement of a federal program that is less severe than a material weakness in internal control over compliance, yet important enough to merit attention by those charged with governance.

Our consideration of internal control over compliance was for the limited purpose described in the first paragraph of this section and was not designed to identify all deficiencies in internal control over compliance that might be material weaknesses or significant deficiencies. We did not identify any deficiencies in internal control over compliance that we consider to be material weaknesses. However, material weaknesses may exist that have not been identified.

The purpose of this report on internal control over compliance is solely to describe the scope of our testing of internal control over compliance and the results of that testing based on the requirements of the Uniform Guidance. Accordingly, this report is not suitable for any other purpose.



Julian & Grube, Inc.
November 22, 2021

**WAYNE COUNTY SCHOOLS CAREER CENTER
WAYNE COUNTY, OHIO**

**SCHEDULE OF FINDINGS
2 CFR § 200.515
JUNE 30, 2021**

1. SUMMARY OF AUDITOR'S RESULTS		
<i>(d)(1)(i)</i>	<i>Type of Financial Statement Opinion</i>	Unmodified
<i>(d)(1)(ii)</i>	<i>Were there any material control weaknesses reported at the financial statement level (GAGAS)?</i>	No
<i>(d)(1)(ii)</i>	<i>Were there any other significant deficiencies in internal control reported at the financial statement level (GAGAS)?</i>	No
<i>(d)(1)(iii)</i>	<i>Was there any reported material noncompliance at the financial statement level (GAGAS)?</i>	No
<i>(d)(1)(iv)</i>	<i>Were there any material internal control weaknesses reported for major federal programs?</i>	No
<i>(d)(1)(iv)</i>	<i>Were there any significant deficiencies in internal control reported for major federal programs?</i>	No
<i>(d)(1)(v)</i>	<i>Type of Major Program's Compliance Opinion</i>	Unmodified
<i>(d)(1)(vi)</i>	<i>Are there any reportable findings under 2 CFR §200.516(a)?</i>	No
<i>(d)(1)(vii)</i>	<i>Major Program (listed):</i>	COVID-19 - Education Stabilization Fund (ALN 84.425)
<i>(d)(1)(viii)</i>	<i>Dollar Threshold: Type A/B Programs</i>	Type A: > \$750,000 Type B: all others
<i>(d)(1)(ix)</i>	<i>Low Risk Auditee under 2 CFR § 200.520?</i>	Yes

2. FINDING RELATED TO THE BASIC FINANCIAL STATEMENTS REQUIRED TO BE REPORTED IN ACCORDANCE WITH GAGAS
--

None

3. FINDINGS AND QUESTIONED COSTS FOR FEDERAL AWARDS
--

None

OHIO AUDITOR OF STATE KEITH FABER



WAYNE COUNTY SCHOOLS CAREER CENTER

WAYNE COUNTY

AUDITOR OF STATE OF OHIO CERTIFICATION

This is a true and correct copy of the report, which is required to be filed pursuant to Section 117.26, Revised Code, and which is filed in the Office of the Ohio Auditor of State in Columbus, Ohio.



Certified for Release 1/27/2022

88 East Broad Street, Columbus, Ohio 43215
Phone: 614-466-4514 or 800-282-0370

This report is a matter of public record and is available online at
www.ohioauditor.gov