



OHIO AUDITOR OF STATE
KEITH FABER



**TUSCARAWAS VALLEY LOCAL SCHOOL DISTRICT
TUSCARAWAS COUNTY
JUNE 30, 2021**

TABLE OF CONTENTS

TITLE	PAGE
Independent Auditor's Report	1
Prepared by Management:	
Management's Discussion and Analysis	5
Basic Financial Statements:	
Government-wide Financial Statements:	
Statement of Net Position	17
Statement of Activities.....	18
Fund Financial Statements:	
Balance Sheet	
Governmental Funds	19
Reconciliation of Total Governmental Fund Balances to Net Position of Governmental Activities	20
Statement of Revenues, Expenditures and Changes in Fund Balances Governmental Funds.....	21
Reconciliation of the Statement of Revenues, Expenditures and Changes in Fund Balances of Governmental Funds to the Statement of Activities.....	22
Statement of Revenues, Expenditures and Changes in Fund Balance - Budget and Actual (Non-GAAP Budgetary Basis) General Fund.....	23
Statement of Fund Net Position	
Proprietary Fund.....	24
Statement of Revenues, Expenses and Changes in Net Position Proprietary Fund.....	25
Statement of Cash Flows	
Proprietary Fund.....	26
Notes to the Basic Financial Statements.....	27

**TUSCARAWAS VALLEY LOCAL SCHOOL DISTRICT
TUSCARAWAS COUNTY
JUNE 30, 2021**

**TABLE OF CONTENTS
(Continued)**

TITLE	PAGE
Required Supplementary Information:	
Schedule of the District's Proportionate Share of the Net Pension Liability (School Employees Retirement System (SERS) of Ohio)	70
Schedule of the District's Proportionate Share of the Net Pension Liability (State Teachers Retirement System (STRS) of Ohio)	72
Schedule of District Pension Contributions (School Employees Retirement System (SERS) of Ohio)	74
Schedule of District Pension Contributions (State Teachers Retirement System (STRS) of Ohio)	76
Schedule of the District's Proportionate Share of the Net OPEB Liability (School Employees Retirement System (SERS) of Ohio)	78
Schedule of the District's Proportionate Share of the Net OPEB Liability / Asset (State Teachers Retirement System (STRS) of Ohio)	79
Schedule of District OPEB Contributions (School Employees Retirement System (SERS) of Ohio)	80
Schedule of District OPEB Contributions (State Teachers Retirement System (STRS) of Ohio)	82
Notes to Required Supplementary Information	84
Schedule of Expenditures of Federal Awards	87
Notes to the Schedule of Expenditures of Federal Awards	88
Independent Auditor's Report on Internal Control Over Financial Reporting and on Compliance and Other Matters Required by <i>Government Auditing Standards</i>	89
Independent Auditor's Report on Compliance with Requirements Applicable to the Major Federal Program and on Internal Control Over Compliance Required by the Uniform Guidance	91
Schedule of Findings	93

OHIO AUDITOR OF STATE KEITH FABER



88 East Broad Street
Columbus, Ohio 43215
ContactUs@ohioauditor.gov
(800) 282-0370

INDEPENDENT AUDITOR'S REPORT

Tuscarawas Valley Local School District
Tuscarawas County
2637 Tuscarawas Valley Road NE
Zoarville, Ohio 44656

To the Board of Education:

Report on the Financial Statements

We have audited the accompanying financial statements of the governmental activities, each major fund, and the aggregate remaining fund information of the Tuscarawas Valley Local School District, Tuscarawas County, Ohio (the District), as of and for the year ended June 30, 2021, and the related notes to the financial statements, which collectively comprise the District's basic financial statements as listed in the Table of Contents.

Management's Responsibility for the Financial Statements

Management is responsible for preparing and fairly presenting these financial statements in accordance with accounting principles generally accepted in the United States of America; this includes designing, implementing, and maintaining internal control relevant to preparing and fairly presenting financial statements that are free from material misstatement, whether due to fraud or error.

Auditor's Responsibility

Our responsibility is to opine on these financial statements based on our audit. We audited in accordance with auditing standards generally accepted in the United States of America and the financial audit standards in the Comptroller General of the United States' *Government Auditing Standards*. Those standards require us to plan and perform the audit to reasonably assure the financial statements are free from material misstatement.

An audit requires obtaining evidence about financial statement amounts and disclosures. The procedures selected depend on our judgment, including assessing the risks of material financial statement misstatement, whether due to fraud or error. In assessing those risks, we consider internal control relevant to the District's preparation and fair presentation of the financial statements in order to design audit procedures that are appropriate in the circumstances, but not to the extent needed to opine on the effectiveness of the District's internal control. Accordingly, we express no such opinion. An audit also includes evaluating the appropriateness of management's accounting policies and the reasonableness of their significant accounting estimates, as well as our evaluation of the overall financial statement presentation.

We believe the audit evidence we obtained is sufficient and appropriate to support our audit opinions.

Opinion

In our opinion, the financial statements referred to above present fairly, in all material respects, the respective financial position of the governmental activities, each major fund, and the aggregate remaining fund information of the District, as of June 30, 2021, and the respective changes in financial position and, where applicable, cash flows thereof and the respective budgetary comparison for the General Fund thereof for the year then ended in accordance with the accounting principles generally accepted in the United States of America.

Emphasis of Matter

As discussed in Note 16 to the financial statements, the financial impact of COVID-19 and the continuing emergency measures may impact subsequent periods of the District. We did not modify our opinion regarding this matter.

Other Matters

Required Supplementary Information

Accounting principles generally accepted in the United States of America require this presentation to include *Management's Discussion and Analysis*, and Schedules of Net Pension and Other Post-Employment Benefit Liabilities and Assets and Pension and Other Post-Employment Benefit Contributions listed in the Table of Contents, to supplement the basic financial statements. Although this information is not part of the basic financial statements, the Governmental Accounting Standards Board considers it essential for placing the basic financial statements in an appropriate operational, economic, or historical context. We applied certain limited procedures to the required supplementary information in accordance with auditing standards generally accepted in the United States of America, consisting of inquiries of management about the methods of preparing the information and comparing the information for consistency with management's responses to our inquiries, to the basic financial statements, and other knowledge we obtained during our audit of the basic financial statements. We do not opine or provide any assurance on the information because the limited procedures do not provide us with sufficient evidence to opine or provide any other assurance.

Supplementary and Other Information

Our audit was conducted to opine on the District's basic financial statements taken as a whole.

The Schedule of Expenditures of Federal Awards (the Schedule) presents additional analysis as required by Title 2 U.S. Code of Federal Regulations (CFR) Part 200, Uniform Administrative Requirements, Cost Principles, and Audit Requirements for Federal Awards and is not a required part of the financial statements.

The Schedule is management's responsibility, and derives from and relates directly to the underlying accounting and other records used to prepare the basic financial statements. We subjected this information to the auditing procedures we applied to the basic financial statements. We also applied certain additional procedures, including comparing and reconciling this information directly to the underlying accounting and other records used to prepare the basic financial statements or to the basic financial statements themselves in accordance with auditing standards generally accepted in the United States of America. In our opinion, this information is fairly stated in all material respects in relation to the basic financial statements taken as a whole.

Other Reporting Required by Government Auditing Standards

In accordance with *Government Auditing Standards*, we have also issued our report dated August 18, 2022, on our consideration of the District's internal control over financial reporting and our tests of its compliance with certain provisions of laws, regulations, contracts and grant agreements and other matters. That report describes the scope of our internal control testing over financial reporting and compliance, and the results of that testing, and does not opine on internal control over financial reporting or on compliance. That report is an integral part of an audit performed in accordance with *Government Auditing Standards* in considering the District's internal control over financial reporting and compliance.



Keith Faber
Auditor of State
Columbus, Ohio

August 18, 2022

This page intentionally left blank.

**TUSCARAWAS VALLEY LOCAL SCHOOL DISTRICT
TUSCARAWAS COUNTY, OHIO**

**MANAGEMENT'S DISCUSSION AND ANALYSIS
FOR THE FISCAL YEAR ENDED JUNE 30, 2021**

The discussion and analysis of Tuscarawas Valley Local School District's (the "District") financial performance provides an overall review of the District's financial activities for the fiscal year ended June 30, 2021. The intent of this discussion and analysis is to look at the District's financial performance as a whole; readers should also review the basic financial statements and the notes to the basic financial statements to enhance their understanding of the District's financial performance.

Financial Highlights

Key financial highlights for fiscal year 2021 are as follows:

- In total, net position of governmental activities increased \$3,453,723 which represents a 14.27% increase from June 30, 2020's net position.
- General revenues accounted for \$18,273,819 in revenue or 82.06% of all governmental activity revenues. Program specific revenues in the form of charges for services and sales, grants and contributions accounted for \$3,994,474 or 17.94% of total governmental activity revenues of \$22,268,293.
- The District had \$18,814,570 in expenses related to governmental activities; \$3,994,474 of these expenses were offset by program specific charges for services, grants or contributions. General revenues supporting governmental activities (primarily taxes and unrestricted grants and entitlements) of \$18,273,819 were adequate to provide for these programs.
- The District has three major funds including the general fund, the permanent improvement fund, and the classroom facilities fund. The general fund had \$18,039,444 in revenues and other financing sources and \$17,091,425 in expenditures and other financing uses. The fund balance of the general fund increased \$948,019 from \$8,316,523 to \$9,264,542.
- The permanent improvement fund had \$3,860,903 in revenues and other financing sources and \$1,793,067 in expenditures. The fund balance of the permanent improvement fund increased \$2,067,836 from \$6,131,995 to \$8,199,831.
- The classroom facilities fund had \$1,114,588 in revenues and \$1,828,070 in expenditures. The fund balance of the classroom facilities fund decreased \$713,482 from \$26,953,657 to \$26,240,175.

Using this Financial Report

This annual report consists of a series of financial statements and notes to those statements. These statements are organized so the reader can understand the District as a financial whole, an entire operating entity. The statements then proceed to provide an increasingly detailed look at specific financial activities.

The *Statement of Net Position* and *Statement of Activities* provide information about the activities of the whole District, presenting both an aggregate view of the District's finances and a longer-term view of those finances. Fund financial statements provide the next level of detail. For governmental funds, these statements tell how services were financed in the short-term as well as what remains for future spending. The fund financial statements also look at the District's most significant funds with all other nonmajor funds presented in total in one column. The District has three major funds: the general fund, the permanent improvement fund, and the classroom facilities fund.

Reporting the District as a Whole

Statement of Net Position and the Statement of Activities

While this document contains the large number of funds used by the District to provide programs and activities, the view of the District as a whole looks at all financial transactions and asks the question, "How did we do financially during fiscal year 2021?" The Statement of Net Position and the Statement of Activities answer this question. These statements include *all non-fiduciary assets, deferred outflows, liabilities, deferred inflows, revenues and expenses* using the *accrual basis of accounting* similar to the accounting used by most private-sector companies. This basis of accounting will take into account all of the current year's revenues and expenses regardless of when cash is received or paid.

**TUSCARAWAS VALLEY LOCAL SCHOOL DISTRICT
TUSCARAWAS COUNTY, OHIO**

**MANAGEMENT'S DISCUSSION AND ANALYSIS
FOR THE FISCAL YEAR ENDED JUNE 30, 2021**

These two statements report the District's *net position* and changes in that position. This change in net position is important because it tells the reader that, for the District as a whole, the *financial position* of the District has improved or diminished. The causes of this change may be the result of many factors, some financial, some not. Non-financial factors include the District's property tax base, current property tax laws in Ohio restricting revenue growth, facility conditions, required educational programs and other factors.

In the Statement of Net Position and the Statement of Activities, the governmental activities include the District's programs and services, including instruction, support services, operation and maintenance of plant, pupil transportation, extracurricular activities and food service operations.

The District's Statement of Net Position and Statement of Activities can be found on pages 17 - 18 of this report.

Reporting the District's Most Significant Funds

Fund Financial Statements

The analysis of the District's major governmental funds begins on page 14. Fund financial reports provide detailed information about the District's major funds. The District uses many funds to account for a multitude of financial transactions. However, these fund financial statements focus on the District's most significant funds.

Governmental Funds

Most of the District's activities are reported in governmental funds, which focus on how money flows into and out of those funds and the balances left at year-end available for spending in future periods. These funds are reported using an accounting method called *modified accrual* accounting, which measures cash and all other *financial assets* that can readily be converted to cash. The governmental fund statements provide a detailed *short-term* view of the District's general government operations and the basic services it provides. Governmental fund information helps you determine whether there are more or fewer financial resources that can be spent in the near future to finance educational programs. The relationship (or differences) between governmental *activities* (reported in the Statement of Net Position and the Statement of Activities) and governmental funds is reconciled in the financial statements. The basic governmental fund financial statements can be found on pages 19 - 23 of this report.

Proprietary Fund

The District maintains one proprietary fund. Internal service funds are an accounting device used to accumulate and allocate costs internally among the District's various functions. The District's internal service fund accounts for self-insurance of the District's medical, dental and vision benefits. The basic proprietary fund financial statements can be found on pages 24 - 26 of this report.

Notes to the Basic Financial Statements

The notes provide additional information that is essential to a full understanding of the data provided in the government-wide and fund financial statements. These notes to the basic financial statements can be found on pages 27 - 68 of this report.

Required Supplementary Information

In addition to the basic financial statements and accompanying notes, this report also presents certain required supplementary information concerning the District's net pension liability and net OPEB liability/asset. The required supplementary information can be found on pages 70 - 85 of this report.

**TUSCARAWAS VALLEY LOCAL SCHOOL DISTRICT
TUSCARAWAS COUNTY, OHIO**

MANAGEMENT'S DISCUSSION AND ANALYSIS
FOR THE FISCAL YEAR ENDED JUNE 30, 2021

The District as a Whole

The statement of net position provides the perspective of the District as a whole.

The table below provides a summary of the District's net position at June 30, 2021 and June 30, 2020.

	Net Position	
	Governmental Activities <u>2021</u>	Governmental Activities <u>2020</u>
<u>Assets</u>		
Current and other assets	\$ 78,097,128	\$ 76,162,467
Net OPEB asset	947,374	882,413
Capital assets, net	<u>8,904,730</u>	<u>6,993,930</u>
Total assets	<u>87,949,232</u>	<u>84,038,810</u>
<u>Deferred outflows of resources</u>		
Pension	2,825,413	2,824,731
OPEB	<u>344,809</u>	<u>249,623</u>
Total deferred outflows of resources	<u>3,170,222</u>	<u>3,074,354</u>
<u>Liabilities</u>		
Current liabilities	2,439,890	1,905,843
Long-term liabilities:		
Due within one year	830,832	1,143,062
Due in more than one year:		
Net pension liability	15,973,200	14,588,955
Net OPEB liability	1,001,626	1,208,522
Other amounts	<u>29,026,920</u>	<u>29,520,223</u>
Total liabilities	<u>49,272,468</u>	<u>48,366,605</u>
<u>Deferred inflows of resources</u>		
Property taxes levied for the next fiscal year	11,976,391	11,946,245
Pension	478,849	1,121,730
OPEB	<u>1,741,056</u>	<u>1,481,617</u>
Total deferred inflows of resources	<u>14,196,296</u>	<u>14,549,592</u>
<u>Net Position</u>		
Net investment in capital assets	6,931,915	6,600,363
Restricted	17,826,463	17,017,521
Unrestricted	<u>2,892,312</u>	<u>579,083</u>
Total net position	<u>\$ 27,650,690</u>	<u>\$ 24,196,967</u>

**TUSCARAWAS VALLEY LOCAL SCHOOL DISTRICT
TUSCARAWAS COUNTY, OHIO**

**MANAGEMENT'S DISCUSSION AND ANALYSIS
FOR THE FISCAL YEAR ENDED JUNE 30, 2021**

The net pension liability is reported pursuant to Governmental Accounting Standards Board (GASB) Statement 68, "Accounting and Financial Reporting for Pensions—an Amendment of GASB Statement 27." The net other postemployment benefits (OPEB) liability/asset is reported pursuant to GASB Statement 75, "Accounting and Financial Reporting for Postemployment Benefits Other Than Pensions." For reasons discussed below, many end users of this financial statement will gain a clearer understanding of the District's actual financial condition by adding deferred inflows related to pension and OPEB, the net pension liability, and the net OPEB liability to the reported net position and subtracting deferred outflows related to pension and OPEB and the net OPEB asset.

GASB standards are national and apply to all government financial reports prepared in accordance with generally accepted accounting principles. Prior accounting for pensions (GASB 27) and postemployment benefits (GASB 45) focused on a funding approach. This approach limited pension and OPEB costs to contributions annually required by law, which may or may not be sufficient to fully fund each plan's *net pension liability* or *net OPEB liability*. GASB 68 and GASB 75 take an earnings approach to pension and OPEB accounting; however, the nature of Ohio's statewide pension/OPEB plans and state law governing those systems requires additional explanation in order to properly understand the information presented in these statements.

GASB 68 and GASB 75 require the net pension liability and the net OPEB liability/asset to equal the District's proportionate share of each plan's collective:

1. Present value of estimated future pension/OPEB benefits attributable to active and inactive employees' past service.
2. Minus plan assets available to pay these benefits.

GASB notes that pension and OPEB obligations, whether funded or unfunded, are part of the "employment exchange" – that is, the employee is trading his or her labor in exchange for wages, benefits, and the promise of a future pension and other postemployment benefits. GASB noted that the unfunded portion of this promise is a present obligation of the government, part of a bargained-for benefit to the employee and should accordingly be reported by the government as a liability since they received the benefit of the exchange. However, the District is not responsible for certain key factors affecting the balance of these liabilities. In Ohio, the employee shares the obligation of funding pension benefits with the employer. Both employer and employee contribution rates are capped by State statute. A change in these caps requires action of both Houses of the General Assembly and approval of the Governor. Benefit provisions are also determined by State statute. The Ohio Revised Code permits, but does not require, the retirement systems to provide healthcare to eligible benefit recipients. The retirement systems may allocate a portion of the employer contributions to provide for these OPEB benefits.

The employee enters the employment exchange with the knowledge that the employer's promise is limited not by contract but by law. The employer enters the exchange also knowing that there is a specific, legal limit to its contribution to the retirement system. In Ohio, there is no legal means to enforce the unfunded liability of the pension/OPEB plan *as against the public employer*. State law operates to mitigate/lessen the moral obligation of the public employer to the employee, because all parties enter the employment exchange with notice as to the law. The retirement system is responsible for the administration of the pension and OPEB plans.

Most long-term liabilities have set repayment schedules or, in the case of compensated absences (i.e. sick and vacation leave), are satisfied through paid time-off or termination payments. There is no repayment schedule for the net pension liability or the net OPEB liability. As explained above, changes in benefits, contribution rates, and return on investments affect the balance of these liabilities but are outside the control of the local government. In the event that contributions, investment returns, and other changes are insufficient to keep up with required payments, State statute does not assign/identify the responsible party for the unfunded portion. Due to the unique nature of how the net pension liability and the net OPEB liability are satisfied, these liabilities are separately identified within the long-term liability section of the statement of net position.

In accordance with GASB 68 and GASB 75, the District's statements prepared on an accrual basis of accounting include an annual pension expense and an annual OPEB expense for their proportionate share of each plan's *change* in net pension liability and net OPEB liability/asset, respectively, not accounted for as deferred inflows/outflows.

Over time, net position can serve as a useful indicator of a government's financial position. At June 30, 2021, the District's assets and deferred outflows exceeded liabilities and deferred inflows of resources by \$27,650,690.

**TUSCARAWAS VALLEY LOCAL SCHOOL DISTRICT
TUSCARAWAS COUNTY, OHIO**

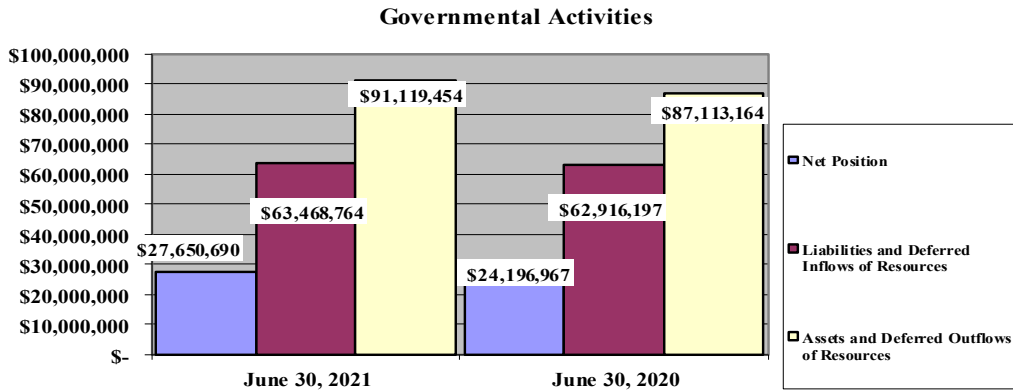
**MANAGEMENT'S DISCUSSION AND ANALYSIS
FOR THE FISCAL YEAR ENDED JUNE 30, 2021**

Total assets include a net OPEB asset reported by STRS. See Note 13 for more detail.

At year-end, capital assets represented 10.12% of total assets. Capital assets include land, construction in progress, land improvements, buildings and improvements, furniture and equipment, and vehicles. Net investment in capital assets at June 30, 2021, was \$6,931,915. These capital assets are used to provide services to the students and are not available for future spending. Although the District's investment in capital assets is reported net of related debt, it should be noted the resources to repay the debt must be provided from other sources, since capital assets may not be used to liquidate these liabilities.

A portion of the District's net position, \$17,826,463, represents resources that are subject to external restriction on how they may be used. The District's unrestricted net position is \$2,892,312.

The table below shows the District's assets, deferred outflows, liabilities, deferred inflows and net position at June 30, 2021 and June 30, 2020.



**TUSCARAWAS VALLEY LOCAL SCHOOL DISTRICT
TUSCARAWAS COUNTY, OHIO**

**MANAGEMENT'S DISCUSSION AND ANALYSIS
FOR THE FISCAL YEAR ENDED JUNE 30, 2021**

The table below shows the changes in net position for fiscal years 2021 and 2020.

	Change in Net Position	
	Governmental	Governmental
	Activities	Activities
	<u>2021</u>	<u>2020</u>
<u>Revenues</u>		
Program revenues:		
Charges for services and sales	\$ 1,032,449	\$ 1,226,344
Operating grants and contributions	2,925,993	2,079,817
Capital grants and contributions	36,032	-
General revenues:		
Property taxes	11,278,043	11,724,903
Grants and entitlements	6,570,085	6,324,037
Ohio Facilities Construction Commission Grant	-	17,229,287
Investment earnings	141,810	265,043
Other	<u>283,881</u>	<u>59,889</u>
Total revenues	<u>22,268,293</u>	<u>38,909,320</u>

(Continued)

**TUSCARAWAS VALLEY LOCAL SCHOOL DISTRICT
TUSCARAWAS COUNTY, OHIO**

MANAGEMENT'S DISCUSSION AND ANALYSIS
FOR THE FISCAL YEAR ENDED JUNE 30, 2021

	Change in Net Position	
	Governmental	Restated
	Activities	Governmental
	<u>2021</u>	<u>2020</u>
<u>Expenses</u>		
Program expenses:		
Instruction:		
Regular	\$ 7,517,319	\$ 6,952,120
Special	1,968,609	1,751,296
Vocational	96,673	204,660
Other	1,312,284	1,177,649
Support services:		
Pupil	650,908	567,390
Instructional staff	523,694	502,065
Board of education	21,618	26,178
Administration	1,527,609	1,559,734
Fiscal	641,878	237,922
Operations and maintenance	1,162,000	1,095,342
Pupil transportation	1,000,745	979,218
Central	235,484	218,969
Operation of non-instructional services:		
Food service operations	721,298	704,867
Other non-instructional services	85,169	96,027
Extracurricular activities	463,120	506,789
Interest and fiscal charges	<u>886,162</u>	<u>680,181</u>
Total expenses	<u>18,814,570</u>	<u>17,260,407</u>
Changes in net position	3,453,723	21,648,913
Net position at beginning of year	<u>24,196,967</u>	<u>2,548,054</u>
Net position at end of year	<u>\$ 27,650,690</u>	<u>\$ 24,196,967</u>

Governmental Activities

Net position of the District's governmental activities increased \$3,453,723. This increase is primarily due to capital asset additions relating to building construction. Total governmental expenses of \$18,814,570 were offset by program revenues of \$3,994,474, and general revenues of \$18,273,819. Program revenues supported 21.23% of the total governmental expenses. The decrease in the Ohio Facilities Construction Commission Grant (OFCC) revenue is the result of the District recognizing a grant to help construct a building within the District during fiscal year 2020.

Overall, expenses of the governmental activities increased \$1,554,163 or 9.00%. This increase is primarily the result of an increase in pension expense.

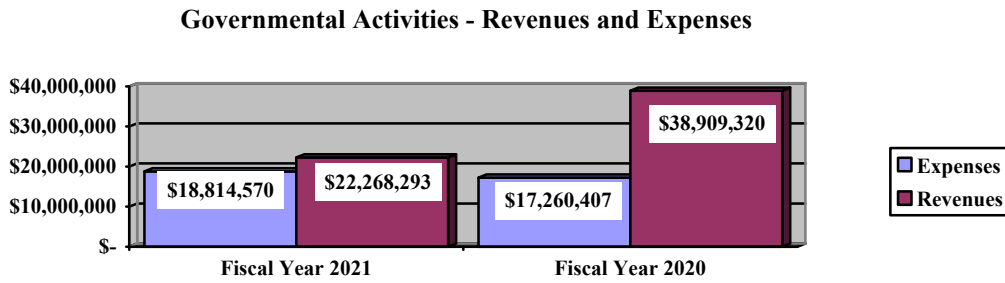
**TUSCARAWAS VALLEY LOCAL SCHOOL DISTRICT
TUSCARAWAS COUNTY, OHIO**

**MANAGEMENT'S DISCUSSION AND ANALYSIS
FOR THE FISCAL YEAR ENDED JUNE 30, 2021**

On an accrual basis, the District reported \$1,927,584 and \$2,150,117 in pension expense for fiscal year 2021 and 2020, respectively. In addition, the District reported (\$76,898) and (\$246,584) in OPEB expense for fiscal year 2021 and 2020, respectively. The decrease in both the net pension expense and the OPEB expense from fiscal year 2020 to fiscal year 2021 was \$52,847. This decrease is primarily the result of the benefit changes by the retirement systems. Fluctuations in the pension and OPEB expense makes it difficult to compare financial information between years.

The primary sources of revenue for governmental activities are derived from property taxes and grants and entitlements. These two revenue sources represent 80.15% of total governmental revenue. Real estate property is reappraised every six years.

The graph below presents the District's governmental activities revenues and expenses for fiscal years 2021 and 2020.



**TUSCARAWAS VALLEY LOCAL SCHOOL DISTRICT
TUSCARAWAS COUNTY, OHIO**

**MANAGEMENT'S DISCUSSION AND ANALYSIS
FOR THE FISCAL YEAR ENDED JUNE 30, 2021**

The Statement of Activities shows the cost of program services and the charges for services and grants offsetting those services. The following table shows, for governmental activities, the total cost of services and the net cost of services for fiscal years 2021 and 2020. That is, it identifies the cost of these services supported by tax revenue and unrestricted State grants and entitlements.

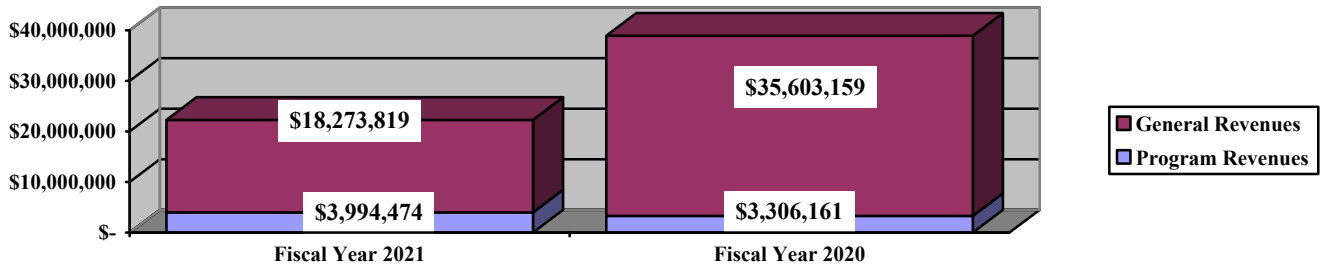
Governmental Activities

	Total Cost of Services <u>2021</u>	Net Cost of Services <u>2021</u>	Total Cost of Services <u>2020</u>	Net Cost of Services <u>2020</u>
Program expenses:				
Instruction:				
Regular	\$ 7,517,319	\$ 5,812,792	\$ 6,952,120	\$ 5,891,058
Special	1,968,609	1,089,648	1,751,296	720,404
Vocational	96,673	68,952	204,660	176,939
Other	1,312,284	1,208,955	1,177,649	1,065,379
Support services:				
Pupil	650,908	539,048	567,390	483,151
Instructional staff	523,694	481,667	502,065	479,232
Board of education	21,618	21,618	26,178	26,178
Administration	1,527,609	1,473,228	1,559,734	1,520,456
Fiscal	641,878	636,877	237,922	200,524
Operations and maintenance	1,162,000	1,114,394	1,095,342	1,037,300
Pupil transportation	1,000,745	944,149	979,218	964,611
Central	235,484	222,545	218,969	209,715
Operation of non-instructional services:				
Food service operations	721,298	(110,195)	704,867	83,924
Other non-instructional services	85,169	84,409	96,027	79,909
Extracurricular activities	463,120	345,847	506,789	335,285
Interest and fiscal charges	<u>886,162</u>	<u>886,162</u>	<u>680,181</u>	<u>680,181</u>
Total expenses	<u>\$ 18,814,570</u>	<u>\$ 14,820,096</u>	<u>\$ 17,260,407</u>	<u>\$ 13,954,246</u>

The dependence upon tax revenues during fiscal year 2021 for governmental activities is apparent, as 75.08% of 2021 instruction activities are supported through taxes and other general revenues. The District's taxpayers and unrestricted grants are by far the primary support for District's students. For all governmental activities, general revenue support is 78.77%.

The graph below presents the District's governmental activities revenues for fiscal years 2021 and 2020.

Governmental Activities - General and Program Revenues



**TUSCARAWAS VALLEY LOCAL SCHOOL DISTRICT
TUSCARAWAS COUNTY, OHIO**

MANAGEMENT'S DISCUSSION AND ANALYSIS
FOR THE FISCAL YEAR ENDED JUNE 30, 2021

The District's Governmental Funds

The District's governmental funds reported a combined fund balance of \$44,259,385, which is \$2,058,988 more than last year's balance of \$42,200,397. The following schedule indicates the fund balance and the total change in fund balance as of June 30, 2021 and 2020.

	Fund Balance <u>June 30, 2021</u>	Fund Balance <u>June 30, 2020</u>	<u>Change</u>
General	\$ 9,264,542	\$ 8,316,523	\$ 948,019
Permanent improvement	8,199,831	6,131,995	2,067,836
Classroom facilities	26,240,175	26,953,657	(713,482)
Other governmental	<u>894,607</u>	<u>798,222</u>	<u>96,385</u>
Total	<u>\$ 44,599,155</u>	<u>\$ 42,200,397</u>	<u>\$ 2,398,758</u>

General Fund

The District's general fund balance increased \$948,019 during fiscal year 2021.

	2021 <u>Amount</u>	2020 <u>Amount</u>	Percentage <u>Change</u>
<u>Revenues</u>			
Property taxes	\$ 9,777,742	\$ 10,175,265	(3.91) %
Intergovernmental	6,846,802	6,726,029	1.80 %
Other revenues	<u>1,228,525</u>	<u>1,208,565</u>	1.65 %
Total	<u>\$ 17,853,069</u>	<u>\$ 18,109,859</u>	(1.42) %

Revenues of the general fund decreased \$256,790 or 1.42%. Property taxes decreased \$397,523 or 3.91% primarily due to a decrease in the property tax rate.

The table that follows assists in illustrating the expenditures of the general fund.

	2021 <u>Amount</u>	2020 <u>Amount</u>	Percentage <u>Change</u>
<u>Expenditures</u>			
Instruction	\$ 8,861,053	\$ 8,930,348	(0.78) %
Support services	5,098,256	5,310,029	(3.99) %
Other operation of non-instructional services	84,409	83,148	1.52 %
Extracurricular activities	311,683	346,596	(10.07) %
Facilities acquisition and construction	96,724	125,302	(22.81) %
Capital outlay	186,375	118,860	56.80 %
Debt service	<u>252,925</u>	<u>286,273</u>	(11.65) %
Total	<u>\$ 14,891,425</u>	<u>\$ 15,200,556</u>	(2.03) %

Expenditures of the general fund decreased \$309,131 or 2.03%. Instruction and support services decreased due to a decrease in wages and benefits.

**TUSCARAWAS VALLEY LOCAL SCHOOL DISTRICT
TUSCARAWAS COUNTY, OHIO**

MANAGEMENT'S DISCUSSION AND ANALYSIS
FOR THE FISCAL YEAR ENDED JUNE 30, 2021

General Fund Budgeting Highlights

The District's budget is prepared according to Ohio law and is based on accounting for certain transactions on a basis of cash receipts, disbursements and encumbrances. The most significant budgeted fund is the general fund.

For the general fund, final budgeted revenues and other financing sources were \$18,181,053, which were \$681,053 higher than original budgeted revenues of \$17,500,000. Actual revenues and other financing sources for fiscal year 2021 were \$18,155,005. This represents a \$26,048 decrease from final budgeted revenues and other financing sources.

General fund original appropriations and other financing uses were \$17,774,332, which was decreased \$123,734 for final appropriations and other financing uses of \$17,650,598. Actual budget basis expenditures and other financing uses for fiscal year 2021 were \$17,550,597. This was \$100,001 less than final appropriations and other financing uses. It is the District's policy to budget conservatively, which accounts for the difference between final budgeted appropriations and actual budget basis expenditures.

Capital Assets and Debt Administration

Capital Assets

At the end of fiscal year 2021, the District had \$8,904,730 invested in land, construction in progress, land improvements, buildings and improvements, furniture and equipment, and vehicles.

The following table shows June 30, 2021 balances compared to June 30, 2020.

**Capital Assets at June 30
(Net of Depreciation)**

	Governmental Activities <u>2021</u>	Governmental Activities <u>2020</u>
Land	\$ 146,677	\$ 146,677
Construction in progress	2,036,777	-
Land improvements	329,588	354,692
Buildings and improvements	5,066,504	5,205,691
Furniture and equipment	517,316	543,010
Vehicles	<u>807,868</u>	<u>743,860</u>
Total	<u>\$ 8,904,730</u>	<u>\$ 6,993,930</u>

The overall increase in capital assets of \$1,910,800 is primarily due to additions of \$2,425,032 exceeding current year depreciation of \$329,690 and disposals (net of accumulated depreciation) of \$184,542.

See Note 8 to the basic financial statements for detail on the District's capital assets.

Debt Administration

At June 30, 2021 the District had \$26,665,000 in certificates of participation, \$80,000 in qualified school construction bonds, and \$269,799 in capital leases outstanding. Of the total outstanding debt, \$716,426 is due within one year and \$26,298,373 is due in greater than one year.

**TUSCARAWAS VALLEY LOCAL SCHOOL DISTRICT
TUSCARAWAS COUNTY, OHIO**

**MANAGEMENT'S DISCUSSION AND ANALYSIS
FOR THE FISCAL YEAR ENDED JUNE 30, 2021**

The following table summarizes the bonds and leases outstanding.

Outstanding Debt, at Year End

	<u>Governmental Activities 2021</u>	<u>Governmental Activities 2020</u>
Certificates of participation	\$ 26,665,000	\$ 27,500,000
Qualified school construction bonds	80,000	120,000
Capital leases	<u>269,799</u>	<u>273,567</u>
Total	<u>\$ 27,014,799</u>	<u>\$ 27,893,567</u>

On September 28, 2010, the District issued the qualified school construction bonds. These bonds have an interest rate of 5.15% and mature on December 1, 2022. On June 5, 2020 the District issued certificates of participation. These bonds have an interest rate of 3.00% to 4.00% and mature on December 1, 2049. In a previous fiscal years, the District entered into a lease purchase agreements with Huntington Bank for several school buses and with TAMCO Capital Corporation for a phone system. In the current fiscal year, the District entered into a lease purchase agreement with ComDoc for copiers.

See Note 10 to the basic financial statements for detail on the District's debt administration.

Current Financial Related Activities

The District has two emergency levies up for renewal in 2022 and 2023. The passage of these levies will ensure the students of the Tuscarawas Valley Local Schools continue to receive one of the best educations in the state of Ohio, and to remain current with the maintenance of district facilities and equipment. The District is now a state foundation "GUARANTEE" funded district. The District has experienced, and is projecting, a steady decline in student enrollment, therefore making it unlikely the District will return to being a "FORMULA" funded anytime in the near future. The result is little or no revenue growth, which will eventually make it difficult to balance the budget. The District received a significant increase in public utility personal property tax in February 2019 as a result of the Rover Pipeline. The District is hopeful the addition of the pipeline value will result in a net increase in total annual revenues, i.e. as opposed to state foundation funding decreasing, resulting in no net increase in total annual revenues. The District is using the pipeline tax revenue along with permanent improvement monies created by moving inside millage to fund the local share of an Ohio Facilities Construction Commission project.

Contacting the District's Financial Management

This financial report is designed to provide our citizens, taxpayers, investors and creditors with a general overview of the District's finances and to show the District's accountability for the money it receives. If you have questions about this report or need additional financial information contact Mr. Mark Phillips, Treasurer, Tuscarawas Valley Local School District, 2637 Tuscarawas Valley Road NE, Zoarville, Ohio 44656.

**TUSCARAWAS VALLEY LOCAL SCHOOL DISTRICT
TUSCARAWAS COUNTY, OHIO**

STATEMENT OF NET POSITION
JUNE 30, 2021

	Governmental Activities
Assets:	
Equity in pooled cash and investments	\$ 18,140,817
Restricted equity in pooled cash	26,587,417
Cash with fiscal agent	2,643,974
Receivables:	
Property taxes	13,816,687
Accrued interest	18,985
Intergovernmental	16,852,098
Prepayments	37,150
Net OPEB asset	947,374
Capital assets:	
Nondepreciable capital assets	2,183,454
Depreciable capital assets, net	6,721,276
Capital assets, net	8,904,730
Total assets	87,949,232
Deferred outflows of resources:	
Pension	2,825,413
OPEB	344,809
Total deferred outflows of resources	3,170,222
Liabilities:	
Accounts payable	49,747
Contracts payable	421,239
Accrued wages and benefits payable	1,333,094
Intergovernmental payable	92,551
Pension and postemployment benefits payable	223,537
Accrued interest payable	73,005
Claims payable	246,717
Long-term liabilities:	
Due within one year	830,832
Due in more than one year:	
Net pension liability	15,973,200
Net OPEB liability	1,001,626
Other amounts due in more than one year	29,026,920
Total liabilities	49,272,468
Deferred inflows of resources:	
Property taxes levied for the next fiscal year	11,976,391
Pension	478,849
OPEB	1,741,056
Total deferred inflows of resources	14,196,296
Net position:	
Net investment in capital assets	6,931,915
Restricted for:	
Capital improvements	17,331,150
Classroom facilities maintenance	140,394
State funded programs	123,850
Federally funded programs	9,577
Food service operations	29,178
Extracurricular programs	74,702
Other purposes	117,612
Unrestricted	2,892,312
Total net position	\$ 27,650,690

SEE ACCOMPANYING NOTES TO THE BASIC FINANCIAL STATEMENTS

**TUSCARAWAS VALLEY LOCAL SCHOOL DISTRICT
TUSCARAWAS COUNTY, OHIO**

STATEMENT OF ACTIVITIES
FOR THE FISCAL YEAR ENDED JUNE 30, 2021

			Program Revenues			
	Expenses	Charges for Services and Sales	Operating Grants and Contributions	Capital Grants and Contributions		Net (Expense) Revenue and Changes in Net Position Governmental Activities
Governmental activities:						
Instruction:						
Regular	\$ 7,517,319	\$ 888,034	\$ 816,493	\$ -		\$ (5,812,792)
Special	1,968,609	9,490	869,471	-		(1,089,648)
Vocational	96,673	-	27,721	-		(68,952)
Other	1,312,284	-	103,329	-		(1,208,955)
Support services:						
Pupil	650,908	-	111,860	-		(539,048)
Instructional staff	523,694	-	42,027	-		(481,667)
Board of education	21,618	-	-	-		(21,618)
Administration	1,527,609	-	54,381	-		(1,473,228)
Fiscal	641,878	-	5,001	-		(636,877)
Operations and maintenance	1,162,000	130	47,476	-		(1,114,394)
Pupil transportation	1,000,745	-	20,564	36,032		(944,149)
Central	235,484	-	12,939	-		(222,545)
Operation of non-instructional services:						
Food service operations	721,298	37,105	794,388	-		110,195
Other non-instructional services	85,169	-	760	-		(84,409)
Extracurricular activities	463,120	97,690	19,583	-		(345,847)
Interest and fiscal charges	886,162	-	-	-		(886,162)
Totals	\$ 18,814,570	\$ 1,032,449	\$ 2,925,993	\$ 36,032		(14,820,096)
			General revenues:			
			Property taxes levied for:			
					9,637,381	
					1,500,268	
					140,394	
					6,570,085	
					141,810	
					283,881	
					18,273,819	
					3,453,723	
					24,196,967	
					\$ 27,650,690	

SEE ACCOMPANYING NOTES TO THE BASIC FINANCIAL STATEMENTS

**TUSCARAWAS VALLEY LOCAL SCHOOL DISTRICT
TUSCARAWAS COUNTY, OHIO**

BALANCE SHEET
GOVERNMENTAL FUNDS
JUNE 30, 2021

	General	Permanent Improvement	Classroom Facilities	Nonmajor Governmental Funds	Total Governmental Funds
Assets:					
Equity in pooled cash and investments	\$ 9,462,517	\$ 8,004,701	\$ -	\$ 673,599	\$ 18,140,817
Receivables:					
Property taxes	11,761,147	2,055,540	-	-	13,816,687
Accrued interest	1,009	-	17,740	236	18,985
Interfund loans	232,000	-	-	-	232,000
Intergovernmental	43,467	-	16,610,219	198,412	16,852,098
Prepayments	36,686	-	-	464	37,150
Restricted assets:					
Equity in pooled cash and investments	-	-	26,238,806	348,611	26,587,417
Total assets	\$ 21,536,826	\$ 10,060,241	\$ 42,866,765	\$ 1,221,322	\$ 75,685,154
Liabilities:					
Accounts payable	\$ 21,573	\$ -	\$ -	\$ 28,174	\$ 49,747
Contracts payable	-	-	417,229	4,010	421,239
Accrued wages and benefits payable	1,290,514	-	-	42,580	1,333,094
Intergovernmental payable	92,107	-	-	444	92,551
Pension and postemployment benefit payable	213,843	-	-	9,694	223,537
Interfund loans payable	-	-	-	232,000	232,000
Total liabilities	1,618,037	-	417,229	316,902	2,352,168
Deferred inflows of resources:					
Property taxes levied for the next fiscal year	10,188,855	1,787,536	-	-	11,976,391
Delinquent property tax revenue not available	423,891	72,874	-	-	496,765
Intergovernmental revenue not available	40,492	-	16,191,621	9,577	16,241,690
Accrued interest not available	1,009	-	17,740	236	18,985
Total deferred inflows of resources	10,654,247	1,860,410	16,209,361	9,813	28,733,831
Fund balances:					
Nonspendable:					
Prepays	36,686	-	-	464	37,150
Restricted:					
Debt service	-	-	-	51,252	51,252
Capital improvements	-	-	26,240,175	344,601	26,584,776
Classroom facilities maintenance	-	-	-	140,394	140,394
Food service operations	-	-	-	43,031	43,031
State funded programs	-	-	-	123,850	123,850
Federally funded programs	-	-	-	78	78
Extracurricular	-	-	-	74,702	74,702
Other purposes	-	-	-	117,534	117,534
Committed:					
Capital improvements	-	8,199,831	-	-	8,199,831
Assigned:					
Student instruction	98,317	-	-	-	98,317
Student and staff support	453,817	-	-	-	453,817
Extracurricular activities	3,417	-	-	-	3,417
Facilities acquisition and construction	65,709	-	-	-	65,709
Subsequent year's appropriations	2,316,314	-	-	-	2,316,314
Public school support	26,483	-	-	-	26,483
Capital improvements	-	-	-	-	-
Other purposes	56	-	-	-	56
Unassigned (deficit)	6,263,743	-	-	(1,299)	6,262,444
Total fund balances	9,264,542	8,199,831	26,240,175	894,607	44,599,155
Total liabilities, deferred inflows and fund balances	\$ 21,536,826	\$ 10,060,241	\$ 42,866,765	\$ 1,221,322	\$ 75,685,154

SEE ACCOMPANYING NOTES TO THE BASIC FINANCIAL STATEMENTS

**TUSCARAWAS VALLEY LOCAL SCHOOL DISTRICT
TUSCARAWAS COUNTY, OHIO**

RECONCILIATION OF TOTAL GOVERNMENTAL FUND BALANCES TO
NET POSITION OF GOVERNMENTAL ACTIVITIES
JUNE 30, 2021

Total governmental fund balances		\$ 44,599,155
<i>Amounts reported for governmental activities on the statement of net position are different because:</i>		
Capital assets used in governmental activities are not financial resources and therefore are not reported in the funds.		8,904,730
Other long-term assets are not available to pay for current-period expenditures and therefore are deferred inflows in the funds.		
Property taxes receivable	\$ 496,765	
Accrued interest receivable	18,985	
Intergovernmental receivable	16,241,690	
Total		16,757,440
An internal service fund is used by management to charge the costs of insurance to individual funds. The assets and liabilities of the internal service fund are included in governmental activities on the statement of net position.		2,397,257
Unamortized premiums on bonds issued are not recognized in the funds.		(1,823,345)
Accrued interest payable is not due and payable in the current period and therefore is not reported in the funds.		(73,005)
The net pension/OPEB assets & liabilities are not due and payable in the current period; therefore, the assets, liabilities and related deferred inflows/outflows are not reported in governmental funds.		
Deferred outflows - pension	2,825,413	
Deferred inflows - pension	(478,849)	
Net pension liability	(15,973,200)	
Deferred outflows - OPEB	344,809	
Deferred inflows - OPEB	(1,741,056)	
Net OPEB asset	947,374	
Net OPEB liability	(1,001,626)	
Total		(15,077,135)
Long-term liabilities, including bonds payable, are not due and payable in the current period and therefore are not reported in the funds.		
Compensated absences	(1,019,608)	
Capital lease obligations	(269,799)	
General obligation bonds	(80,000)	
Certificates of participation	(26,665,000)	
Total		(28,034,407)
Net position of governmental activities		\$ 27,650,690

SEE ACCOMPANYING NOTES TO THE BASIC FINANCIAL STATEMENTS

**TUSCARAWAS VALLEY LOCAL SCHOOL DISTRICT
TUSCARAWAS COUNTY, OHIO**

STATEMENT OF REVENUES, EXPENDITURES AND CHANGES IN FUND BALANCES
GOVERNMENTAL FUNDS
FOR THE FISCAL YEAR ENDED JUNE 30, 2021

	<u>General</u>	<u>Permanent Improvement</u>	<u>Classroom Facilities</u>	<u>Nonmajor Governmental Funds</u>	<u>Total Governmental Funds</u>
Revenues:					
Property taxes	\$ 9,777,742	\$ 1,502,168	\$ -	\$ 140,394	\$ 11,420,304
Intergovernmental	6,846,802	158,335	1,037,666	2,415,893	10,458,696
Investment earnings	26,361	-	76,922	1,572	104,855
Tuition and fees	897,524	-	-	-	897,524
Extracurricular	17,024	-	-	77,061	94,085
Rental income	130	-	-	-	130
Charges for services	-	-	-	37,105	37,105
Contributions and donations	3,605	-	-	91,099	94,704
Miscellaneous	283,881	400	-	12,408	296,689
Total revenues	<u>17,853,069</u>	<u>1,660,903</u>	<u>1,114,588</u>	<u>2,775,532</u>	<u>23,404,092</u>
Expenditures:					
Current:					
Instruction:					
Regular	6,125,776	-	-	804,507	6,930,283
Special	1,432,190	-	-	474,830	1,907,020
Vocational	92,010	-	-	-	92,010
Other	1,211,077	-	-	103,278	1,314,355
Support services:					
Pupil	543,186	-	-	68,065	611,251
Instructional staff	478,224	-	-	25,744	503,968
Board of education	22,276	-	-	-	22,276
Administration	1,404,182	-	-	54,562	1,458,744
Fiscal	396,599	28,648	21,363	5,436	452,046
Operations and maintenance	1,054,867	-	-	56,484	1,111,351
Pupil transportation	975,989	-	-	44,607	1,020,596
Central	222,933	-	-	12,936	235,869
Operation of non-instructional services:					
Food service operations	-	-	-	690,575	690,575
Other non-instructional services	84,409	-	-	760	85,169
Extracurricular activities	311,683	-	-	129,093	440,776
Facilities acquisition and construction	96,724	-	1,806,707	208,270	2,111,701
Capital outlay	186,375	-	-	-	186,375
Debt service:					
Principal retirement	230,143	835,000	-	-	1,065,143
Interest and fiscal charges	22,782	929,419	-	-	952,201
Total expenditures	<u>14,891,425</u>	<u>1,793,067</u>	<u>1,828,070</u>	<u>2,679,147</u>	<u>21,191,709</u>
Excess (deficiency) of revenues over (under) expenditures	<u>2,961,644</u>	<u>(132,164)</u>	<u>(713,482)</u>	<u>96,385</u>	<u>2,212,383</u>
Other financing sources (uses):					
Transfers in	-	2,200,000	-	-	2,200,000
Transfers (out)	(2,200,000)	-	-	-	(2,200,000)
Capital lease transaction	186,375	-	-	-	186,375
Total other financing sources (uses)	<u>(2,013,625)</u>	<u>2,200,000</u>	<u>-</u>	<u>-</u>	<u>186,375</u>
Net change in fund balances	948,019	2,067,836	(713,482)	96,385	2,398,758
Fund balances at beginning of year	<u>8,316,523</u>	<u>6,131,995</u>	<u>26,953,657</u>	<u>798,222</u>	<u>42,200,397</u>
Fund balances at end of year	<u>\$ 9,264,542</u>	<u>\$ 8,199,831</u>	<u>\$ 26,240,175</u>	<u>\$ 894,607</u>	<u>\$ 44,599,155</u>

SEE ACCOMPANYING NOTES TO THE BASIC FINANCIAL STATEMENTS

**TUSCARAWAS VALLEY LOCAL SCHOOL DISTRICT
TUSCARAWAS COUNTY, OHIO**

RECONCILIATION OF THE STATEMENT OF REVENUES, EXPENDITURES
AND CHANGES IN FUND BALANCES OF GOVERNMENTAL FUNDS
TO THE STATEMENT OF ACTIVITIES
FOR THE FISCAL YEAR ENDED JUNE 30, 2021

Net change in fund balances - total governmental funds	\$	2,398,758
<i>Amounts reported for governmental activities in the statement of activities are different because:</i>		
Governmental funds report capital outlays as expenditures. However, in the statement of activities, the cost of those assets is allocated over their estimated useful lives as depreciation expense.		
Capital asset additions	\$ 2,425,032	
Current year depreciation	<u>(329,690)</u>	
Total		2,095,342
The net effect of various miscellaneous transactions involving capital assets (i.e., sales, disposals, trade-ins, and donations) is to decrease net position.		
		(184,542)
Revenues in the statement of activities that do not provide current financial resources are not reported as revenues in the funds.		
Property taxes	(142,261)	
Earnings on investments	14,273	
Intergovernmental	<u>(1,028,945)</u>	
Total		(1,156,933)
Repayment of bond, COPs, and capital lease principal is an expenditure in the governmental funds, but the repayment reduces long-term liabilities on the statement of net position.		
		1,065,143
Issuance of capital leases are recorded as other financing sources in the funds; however, in the statement of activities, they are not reported as other financing sources as they increase liabilities on the statement of net position.		
		(186,375)
In the statement of activities, interest is accrued on outstanding bonds, whereas in governmental funds, an interest expenditure is reported when due. The following items resulted in additional interest being reported in the statement of activities:		
Change in accrued interest payable	1,874	
Amortization of bond premiums	<u>64,165</u>	
Total		66,039
Contractually required contributions are reported as expenditures in governmental funds; however, the statement of net position reports these amounts as deferred outflows.		
Pension	1,186,902	
OPEB	<u>30,706</u>	
Total		1,217,608
Except for amounts reported as deferred inflows/outflows, changes in the net pension/OPEB liability/asset are reported as pension/OPEB expense in the statement of activities.		
Pension	(1,927,584)	
OPEB	<u>76,898</u>	
Total		(1,850,686)
Some expenses reported in the statement of activities, such as compensated absences, do not require the use of current financial resources and therefore are not reported as expenditures in governmental funds.		
		(149,450)
An internal service fund used by management to charge the costs of insurance to individual funds is not reported in the district-wide statement of activities. Governmental fund expenditures and the related internal service fund revenues are eliminated. The net revenue (expense) of the internal service fund is allocated among the governmental activities.		
		<u>138,819</u>
Change in net position of governmental activities	\$	<u>3,453,723</u>

SEE ACCOMPANYING NOTES TO THE BASIC FINANCIAL STATEMENTS

**TUSCARAWAS VALLEY LOCAL SCHOOL DISTRICT
TUSCARAWAS COUNTY, OHIO**

STATEMENT OF REVENUES, EXPENDITURES AND CHANGES IN
FUND BALANCE - BUDGET AND ACTUAL (NON-GAAP BUDGETARY BASIS)
GENERAL FUND
FOR THE FISCAL YEAR ENDED JUNE 30, 2021

	<u>Budgeted Amounts</u>			Variance with Final Budget Positive (Negative)
	<u>Original</u>	<u>Final</u>	<u>Actual</u>	
Revenues:				
Property taxes	\$ 9,635,946	\$ 10,012,182	\$ 9,983,502	\$ (28,680)
Intergovernmental	6,577,034	6,833,835	6,833,835	-
Investment earnings	56,304	55,870	58,502	2,632
Tuition and fees	863,797	897,524	897,524	-
Rental income	125	130	130	-
Miscellaneous	366,794	381,116	381,116	-
Total revenues	<u>17,500,000</u>	<u>18,180,657</u>	<u>18,154,609</u>	<u>(26,048)</u>
Expenditures:				
Current:				
Instruction:				
Regular	6,868,191	6,313,577	6,223,576	90,001
Special	1,335,784	1,456,977	1,456,977	-
Vocational	132,408	92,840	92,840	-
Other	1,070,905	1,211,587	1,211,587	-
Support services:				
Pupil	592,150	610,269	610,269	-
Instructional staff	482,500	524,136	524,136	-
Board of education	27,848	27,793	27,793	-
Administration	1,494,045	1,455,211	1,455,211	-
Fiscal	418,208	423,949	413,949	10,000
Operations and maintenance	1,219,011	1,234,879	1,234,879	-
Pupil transportation	1,200,395	1,299,250	1,299,250	-
Central	190,139	195,484	195,484	-
Operation of non-instructional services:				
Other non-instructional services	85,443	84,409	84,409	-
Extracurricular activities	319,273	315,486	315,486	-
Facilities acquisition and construction	41,325	162,433	162,433	-
Debt service:				
Principal	39,907	40,000	40,000	-
Interest and fiscal charges	3,474	2,318	2,318	-
Total expenditures	<u>15,521,006</u>	<u>15,450,598</u>	<u>15,350,597</u>	<u>100,001</u>
Excess of revenues over expenditures	1,978,994	2,730,059	2,804,012	73,953
Other financing sources (uses):				
Refund of prior year's expenditures	-	396	396	-
Transfers (out)	(2,200,000)	(2,200,000)	(2,200,000)	-
Advances (out)	(53,326)	-	-	-
Total other financing sources (uses)	<u>(2,253,326)</u>	<u>(2,199,604)</u>	<u>(2,199,604)</u>	<u>-</u>
Net change in fund balance	(274,332)	530,455	604,408	73,953
Fund balance at beginning of year	7,854,568	7,854,568	7,854,568	-
Prior year encumbrances appropriated	274,332	274,332	274,332	-
Fund balance at end of year	<u>\$ 7,854,568</u>	<u>\$ 8,659,355</u>	<u>\$ 8,733,308</u>	<u>\$ 73,953</u>

SEE ACCOMPANYING NOTES TO THE BASIC FINANCIAL STATEMENTS

**TUSCARAWAS VALLEY LOCAL SCHOOL DISTRICT
TUSCARAWAS COUNTY, OHIO**

STATEMENT OF NET POSITION
PROPRIETARY FUND
JUNE 30, 2021

	Governmental Activities - Internal Service Fund
Current Assets:	
Cash with fiscal agent	\$ 2,643,974
Total current assets	<u>2,643,974</u>
Current Liabilities:	
Claims payable	246,717
Total current liabilities	<u>246,717</u>
Net position:	
Unrestricted	<u>2,397,257</u>
Total net position	<u>\$ 2,397,257</u>

SEE ACCOMPANYING NOTES TO THE BASIC FINANCIAL STATEMENTS

**TUSCARAWAS VALLEY LOCAL SCHOOL DISTRICT
TUSCARAWAS COUNTY, OHIO**

STATEMENT OF REVENUES, EXPENSES AND
CHANGES IN NET POSITION
PROPRIETARY FUND
FOR THE FISCAL YEAR ENDED JUNE 30, 2021

	Governmental Activities - Internal Service Fund
Operating revenues:	
Charges for services	\$ 2,463,469
Other	45,122
Total operating revenues	2,508,591
Operating expenses:	
Personal services	810,867
Claims	1,581,587
Total operating expenses	2,392,454
Operating income	116,137
Nonoperating revenues:	
Interest revenue	22,682
Total nonoperating revenues	22,682
Change in net position	138,819
Net position at beginning of year	2,258,438
Net position at end of year	\$ 2,397,257

SEE ACCOMPANYING NOTES TO THE BASIC FINANCIAL STATEMENTS

**TUSCARAWAS VALLEY LOCAL SCHOOL DISTRICT
TUSCARAWAS COUNTY, OHIO**

STATEMENT OF CASH FLOWS
PROPRIETARY FUND
FOR THE FISCAL YEAR ENDED JUNE 30, 2021

		Governmental Activities - Internal Service Fund
Cash flows from operating activities:		
Cash received from interfund services	\$	2,463,469
Cash received from other operating revenues		45,122
Cash payments for contractual services		(810,867)
Cash payments for claims		(1,532,523)
		<hr/>
Net cash provided by operating activities		165,201
		<hr/>
Cash flows from investing activities:		
Interest received		22,682
		<hr/>
Net cash provided by investing activities		22,682
		<hr/>
Net change in cash with fiscal agent		187,883
		<hr/>
Cash and cash with fiscal agent at beginning of year		2,456,091
Cash and cash with fiscal agent at end of year	\$	2,643,974
		<hr/> <hr/>
Reconciliation of operating income to net cash provided by operating activities:		
Operating income	\$	116,137
Adjustments:		
Increase in claims payable		49,064
		<hr/>
Net cash provided by operating activities	\$	165,201
		<hr/> <hr/>

SEE ACCOMPANYING NOTES TO THE BASIC FINANCIAL STATEMENTS

**TUSCARAWAS VALLEY LOCAL SCHOOL DISTRICT
TUSCARAWAS COUNTY, OHIO**

NOTES TO THE BASIC FINANCIAL STATEMENTS
FOR THE FISCAL YEAR ENDED JUNE 30, 2021

NOTE 1 - DESCRIPTION OF THE SCHOOL DISTRICT

Tuscarawas Valley Local School District (the “District”) is a body politic and corporate established for the purpose of exercising the rights and privileges conveyed to it by the constitution and laws of the State of Ohio.

It operates under a locally-elected, five-member Board and provides educational services as authorized and mandated by State and federal agencies. The Board controls the District’s 4 instructional support facilities staffed by 63 classified employees, 94 certified teaching personnel, and 10 administrators, who provide services to 1,350 students.

NOTE 2 - SUMMARY OF SIGNIFICANT ACCOUNTING POLICIES

The financial statements of the District have been prepared in conformity with accounting principles generally accepted in the United States of America (GAAP) as applied to governmental units. The Governmental Accounting Standards Board (GASB) is the accepted standard-setting body for establishing governmental accounting and financial reporting principles. The District's significant accounting policies are described below.

A. Reporting Entity

The reporting entity has been defined in accordance with GASB Statement No. 14, “The Financial Reporting Entity” as amended by GASB Statement No. 39, “Determining Whether Certain Organizations Are Component Units” and GASB Statement No. 61, “The Financial Reporting Entity: Omnibus an Amendment of GASB Statements No. 14 and No. 34”. The reporting entity is composed of the primary government and component units. The primary government consists of all funds, departments, boards and agencies that are not legally separate from the District. For the District, this includes general operations, food service, and student related activities of the District.

Component units are legally separate organizations for which the District is financially accountable. The District is financially accountable for an organization if the District appoints a voting majority of the organization’s Governing Board and (1) the District is able to significantly influence the programs or services performed or provided by the organization; or (2) the District is legally entitled to or can otherwise access the organization’s resources; or (3) the District is legally obligated or has otherwise assumed the responsibility to finance the deficits of, or provide financial support to, the organization; or (4) the District is obligated for the debt of the organization. Component units may also include organizations that are fiscally dependent on the District in that the District approves the budget, the issuance of debt or the levying of taxes. Certain organizations are also included as component units if the nature and significance of the relationship between the primary government and the organization is such that exclusion by the primary government would render the primary government’s financial statements incomplete or misleading. Based upon the application of these criteria, the District has no component units. The basic financial statements of the reporting entity include only those of the District (the primary government).

JOINTLY GOVERNED ORGANIZATIONS

Buckeye Joint Vocational School

The Buckeye Joint Vocational School (the “JVS”) is a separate body politic and corporate, established by the Ohio Revised Code to provide for the vocational and special education needs of the students. The JVS Board of Education is comprised of representatives from the Board of each participating school district. The JVS Board is responsible for approving its own budgets, appointing personnel and accounting and finance related activities. The District’s students may attend the vocational school. Each school district’s control is limited to its representation on the JVS Board. During fiscal year 2021, no monies were paid to the JVS by the District.

**TUSCARAWAS VALLEY LOCAL SCHOOL DISTRICT
TUSCARAWAS COUNTY, OHIO**

NOTES TO THE BASIC FINANCIAL STATEMENTS
FOR THE FISCAL YEAR ENDED JUNE 30, 2021

NOTE 2 - SUMMARY OF SIGNIFICANT ACCOUNTING POLICIES - (Continued)

Ohio Mid-Eastern Regional Education Service Agency Information Technology Center Regional Council of Governments (OME-RESA)

OME-RESA is a not-for-profit computer service organization whose primary function is to provide information technology services to its member school districts with the major emphasis being placed on accounting, payroll and inventory control services. Other areas of service provided by the OME-RESA include pupil scheduling, attendance and grade reporting, career guidance services, special education records and test scoring.

The OME-RESA is one of 18 regional service organizations serving over 600 public school districts in the State of Ohio that make up the Ohio Education Computer Network (OECN). These service organizations are known as Data Acquisition Sites. The OECN is a collective group of Data Acquisition Sites, authorized pursuant to Section 3301.075 of the Ohio Revised Code and their member school districts. Such sites, in conjunction with the Ohio Department of Education (ODE), comprise a statewide delivery system to provide comprehensive, cost-efficient accounting and other administrative and instructional computer services for participating Ohio school districts.

Major funding for this network is derived from the State of Ohio. In addition, a majority of the software utilized by the OME-RESA is developed by the ODE. During fiscal year 2021, \$70,719 was paid to OME-RESA by the District for various services.

The OME-RESA is located at 2230 Sunset Blvd., Steubenville, Ohio 43952. The Jefferson County Educational Service Center is one of OME-RESA's member districts and acts in the capacity of fiscal agent for OME-RESA.

Tuscarawas County Tax Incentive Review Council (TCTIRC)

The TCTIRC is a jointly governed organization, created as a regional council of governments pursuant to Ohio Revised Code Section 5705.62. TCTIRC has 56 members consisting of 3 members appointed by the County Commissioners, 22 members appointed by municipal corporations, 12 members appointed by township trustees, 2 members from the County Auditor's office, 16 members appointed by Boards of Education located within the County, and 1 member representing the Economic Development and Finance Alliance. TCTIRC reviews and evaluates the performance of each Enterprise Zone Agreement. The body is advisory in nature and cannot directly impact an existing Enterprise Zone Agreement; however, the TCTIRC can make written recommendations to the legislative authority that approved the agreement. There is no cost associated with being a member of the TCTIRC. The continued existence of the TCTIRC is not dependent on the District's continued participation and no measurable equity interest exists. During fiscal year 2021, no monies were paid to the TCTIRC by the District.

The District does not retain an ongoing financial interest or an ongoing financial responsibility with any of these organizations.

PUBLIC ENTITY RISK POOLS

Workers' Compensation

The District participates in a group rating plan for workers' compensation as established under Section 4123.29 of the Ohio Revised Code. The Ohio Association of School Business Officials Workers' Compensation Group Rating Plan (the "Plan") was established through the Ohio Association of School Business Officials (OASBO) as a group purchasing pool.

The intent of the pool is to achieve a reduced rate for the District and the other group members. The injury claim history of all participating members is used to calculate a common rate for the group. An annual fee is paid to Comp Management, Inc. to administer the group and to manage any injury claims. Premium savings created by the group are prorated to each member entity annually based on its payroll percent of the group.

**TUSCARAWAS VALLEY LOCAL SCHOOL DISTRICT
TUSCARAWAS COUNTY, OHIO**

NOTES TO THE BASIC FINANCIAL STATEMENTS
FOR THE FISCAL YEAR ENDED JUNE 30, 2021

NOTE 2 - SUMMARY OF SIGNIFICANT ACCOUNTING POLICIES - (Continued)

The Jefferson Health Plan

The District participates in The Jefferson Health Plan (the “Plan”), a council of governments of school districts and other political subdivisions organized and existing as a joint self-insurance program pursuant to Section 9.833 of the Ohio Revised Code to provide healthcare and related insurance benefits to over ninety member organizations. The Plan’s business affairs are conducted by a Board of Directors elected from member organizations and composed of one representative from each county served and a career center representative. Each member organization pays a monthly premium based on its claims history and a monthly administration fee.

Ohio School Plan

The District participates in the Ohio School Plan (the “Plan”), an insurance purchasing pool established under Section 2744.081 of the Ohio Revised Code. The Plan is an unincorporated nonprofit association of its members which enables the participants to provide for a formalized joint insurance purchasing program for maintaining adequate insurance protection and provides risk management programs and other administrative services. The Plan’s business and affairs are conducted by a fifteen member board consisting of superintendents, treasurers, the president of Harcum-Schuett Insurance Agency, Inc., and a member of Hylant Group, Inc. Hylant Group, Inc. is the Plan’s administrator and is responsible for processing claims. Harcum-Schuett Insurance Agency serves as the sales and marketing representative which establishes agreements between the Plan and its members. Financial information can be obtained from Hylant Administrative Services, 811 Madison Avenue, P.O Box 2083, Toledo, Ohio 43603.

B. Fund Accounting

The District uses funds to report its financial position and the results of its operations. A fund is a separate accounting entity with a self-balancing set of accounts. Fund accounting is designed to demonstrate legal compliance and to aid financial management by segregating transactions related to certain school district activities or functions. Funds are classified into three categories: governmental, proprietary and fiduciary. Each category is divided into separate fund types.

GOVERNMENTAL FUNDS

Governmental funds focus on the sources, uses and balances of current financial resources. Expendable assets are assigned to the various governmental funds according to the purposes for which they may or must be used. Current liabilities are assigned to the fund from which they will be paid. The difference between governmental fund assets, deferred outflow of resources, liabilities and deferred inflows of resources is reported as fund balance. The following are the District’s major governmental funds:

General fund - The general fund is used to account for and report all financial resources not accounted for and reported in another fund. The general fund balance is available for any purpose provided it is expended or transferred according to the general laws of Ohio.

Permanent improvement fund - The permanent improvement fund is used to account for receipts related to inside millage and transfers and disbursements related to the acquiring, constructing, or improving of such permanent improvements as are authorized by Chapter 5705, Ohio Rev. Code.

Classroom facilities fund - This fund is used to account for monies received and expended in connection with contracts entered into by the District and the Ohio Facilities Construction Commission for the building and equipping of classroom facilities.

**TUSCARAWAS VALLEY LOCAL SCHOOL DISTRICT
TUSCARAWAS COUNTY, OHIO**

NOTES TO THE BASIC FINANCIAL STATEMENTS
FOR THE FISCAL YEAR ENDED JUNE 30, 2021

NOTE 2 - SUMMARY OF SIGNIFICANT ACCOUNTING POLICIES - (Continued)

Other governmental funds of the District are used to account for (a) specific revenue sources that are restricted or committed to an expenditure for specified purposes other than debt service or capital projects, (b) financial resources that are restricted, committed, or assigned to expenditure for principal and interest and (c) financial resources that are restricted, committed or assigned to expenditures for capital outlays including the acquisition or construction of capital facilities and other capital assets.

PROPRIETARY FUNDS

Proprietary funds are used to account for the District's ongoing activities which are similar to those often found in the private sector where the determination of net income is necessary or useful to sound financial administration. The following is the District's proprietary fund:

Internal service fund - The internal service fund is used to account for the financing of goods or services provided by one department or agency to other departments or agencies of the District, or to other governments, on a cost-reimbursement basis. The District's internal service fund reports on a self-insurance program for employee medical benefits.

FIDUCIARY FUNDS

Fiduciary fund reporting focuses on net position and changes in net position. The fiduciary fund category is split into four classifications: pension trust funds, investment trust funds, private purpose trust funds and custodial funds. Trust funds are distinguished from custodial funds by the existence of a trust agreement or equivalent arrangements that have certain characteristics. Custodial funds are used to report fiduciary activities that are not required to be reported in a trust fund. The District had no custodial fund balances or activity in fiscal year 2021.

C. Basis of Presentation

Government-Wide Financial Statements - The statement of net position and the statement of activities display information about the District as a whole. These statements include the financial activities of the primary government, except for fiduciary funds. Internal service fund activity is eliminated to avoid "doubling up" revenues and expenses. Interfund services provided and used are not eliminated in the process of consolidation.

The government-wide statements are prepared using the economic resources measurement focus. This is the same approach used in the preparation of the proprietary fund financial statements but differs from the manner in which governmental fund financial statements are prepared. Governmental fund financial statements therefore include reconciliations with brief explanations to better identify the relationship between the government-wide statements and the statements for governmental funds.

The government-wide statement of activities presents a comparison between direct expenses and program revenues for each function or program of the District's governmental activities. Direct expenses are those that are specifically associated with a service, program or department and are therefore clearly identifiable to a particular function. Program revenues include charges paid by the recipient of the goods or services offered by the program and grants and contributions that are restricted to meeting the operational or capital requirements of a particular program. Revenues which are not classified as program revenues are presented as general revenues of the District. The comparison of direct expenses with program revenues identifies the extent to which each governmental function is self-financing or draws from the general revenues of the District.

**TUSCARAWAS VALLEY LOCAL SCHOOL DISTRICT
TUSCARAWAS COUNTY, OHIO**

NOTES TO THE BASIC FINANCIAL STATEMENTS
FOR THE FISCAL YEAR ENDED JUNE 30, 2021

NOTE 2 - SUMMARY OF SIGNIFICANT ACCOUNTING POLICIES - (Continued)

Fund Financial Statements - Fund financial statements report detailed information about the District. The focus of governmental fund financial statements is on major funds rather than reporting funds by type. Each major fund is presented in a separate column. Nonmajor funds are aggregated and presented in a single column. The internal service fund is presented in a single column on the face of the proprietary fund statements. Fiduciary funds are reported by fund type.

The accounting and financial reporting treatment applied to a fund is determined by its measurement focus. All governmental fund types are accounted for using a flow of current financial resources measurement focus. The financial statements for governmental funds are a balance sheet, which generally includes only current assets and deferred outflows of resources and current liabilities and deferred inflows of resources, and a statement of revenues, expenditures and changes in fund balances, which reports on the sources (i.e., revenues and other financing sources) and uses (i.e., expenditures and other financing uses) of current financial resources.

The proprietary fund type is accounted for on a flow of economic resources measurement focus. With this measurement focus, all assets and deferred outflows of resources and all liabilities and deferred inflows of resources associated with the operation of proprietary funds are included on the statement of net position. The statement of changes in fund net position presents increases (i.e., revenues) and decreases (i.e., expenses) in net position. The statement of cash flows provides information about how the District finances and meets the cash flow needs of its proprietary activities.

Proprietary funds distinguish operating revenues and expenses from nonoperating items. Operating revenues and expenses generally result from providing services and producing and delivering goods in connection with a proprietary fund's principal ongoing operation. The principal operating revenue of the District's internal service fund is charges for services. Operating expenses for the internal service fund include personal services and claims expenses. All revenues and expenses not meeting this definition are reported as nonoperating revenues and expenses.

Fiduciary funds present a statement of changes in fiduciary net position which reports additions to and deductions from custodial funds. During fiscal year 2021, the District had no custodial activity; therefore, no statements are presented.

D. Basis of Accounting

Basis of accounting determines when transactions are recorded in the financial records and reported on the financial statements. Government-wide financial statements are prepared using the accrual basis of accounting. Governmental funds use the modified accrual basis of accounting on the fund financial statements. Proprietary and fiduciary funds also use the accrual basis of accounting.

Revenues - Exchange and Nonexchange Transactions - Revenues resulting from exchange transactions, in which each party gives and receives essentially equal value, are recorded on the accrual basis when the exchange takes place. On a modified accrual basis, revenue is recorded in the fiscal year in which the resources are measurable and become available. Available means that the resources will be collected within the current fiscal year or are expected to be collected soon enough thereafter to be used to pay liabilities of the current fiscal year. For the District, available means expected to be received within sixty days of fiscal year end.

Nonexchange transactions, in which the District receives value without directly giving equal value in return, include property taxes, grants, entitlements and donations. On an accrual basis, revenue from property taxes is recognized in the fiscal year for which the taxes are levied (See Note 6). Revenue from grants, entitlements and donations is recognized in the fiscal year in which all eligibility requirements have been satisfied.

**TUSCARAWAS VALLEY LOCAL SCHOOL DISTRICT
TUSCARAWAS COUNTY, OHIO**

**NOTES TO THE BASIC FINANCIAL STATEMENTS
FOR THE FISCAL YEAR ENDED JUNE 30, 2021**

NOTE 2 - SUMMARY OF SIGNIFICANT ACCOUNTING POLICIES - (Continued)

Eligibility requirements include timing requirements, which specify the year when the resources are required to be used or the fiscal year when use is first permitted, matching requirements, in which the District must provide local resources to be used for a specified purpose, and expenditure requirements, in which the resources are provided to the District on a reimbursement basis. On a modified accrual basis, revenue from nonexchange transactions must also be available before it can be recognized.

Under the modified accrual basis, the following revenue sources are considered to be both measurable and available at fiscal year end: property taxes available as an advance, interest, tuition, grants, student fees and rentals.

Deferred Outflows of Resources and Deferred Inflows of Resources - In addition to assets, the government-wide statement of net position will report a separate section for deferred outflows of resources. Deferred outflows of resources represent a consumption of net position that applies to a future period and will not be recognized as an outflow of resources (expense/expenditure) until then. For the District, see Notes 12 and 13 for deferred outflows of resources related the District's net pension liability and net OPEB liability/asset, respectively.

In addition to liabilities, both the government-wide statement of net position and the governmental fund financial statements report a separate section for deferred inflows of resources. Deferred inflows of resources represent an acquisition of net position that applies to a future period and will not be recognized as an inflow of resources (revenue) until that time. For the District, deferred inflows of resources include property taxes and unavailable revenue. Property taxes represent amounts for which there is an enforceable legal claim as of June 30, 2021, but which were levied to finance fiscal year 2021 operations. These amounts have been recorded as a deferred inflow of resources on both the government-wide statement of net position and the governmental fund financial statements. Unavailable revenue is reported only on the governmental funds balance sheet and represents receivables which will not be collected within the available period. For the District unavailable revenue includes, but is not limited to, delinquent property taxes and intergovernmental grants. These amounts are deferred and recognized as an inflow of resources in the period the amounts become available.

See Notes 12 and 13 for deferred inflows of resources related to the District's net pension liability and net OPEB liability/asset, respectively. This deferred inflow of resources is only reported on the government-wide statement of net position.

Expenses/Expenditures - On the accrual basis of accounting, expenses are recognized at the time they are incurred. The entitlement value of donated commodities used during the year is reported in the statement of revenues, expenditures and changes in fund balances as an expenditure with a like amount reported as intergovernmental revenue.

The measurement focus of governmental fund accounting is on decreases in net financial resources (expenditures) rather than expenses. Expenditures are generally recognized in the accounting period in which the related fund liability is incurred, if measurable. Allocations of cost, such as depreciation and amortization, are not recognized in governmental funds.

**TUSCARAWAS VALLEY LOCAL SCHOOL DISTRICT
TUSCARAWAS COUNTY, OHIO**

NOTES TO THE BASIC FINANCIAL STATEMENTS
FOR THE FISCAL YEAR ENDED JUNE 30, 2021

NOTE 2 - SUMMARY OF SIGNIFICANT ACCOUNTING POLICIES - (Continued)

E. Budgets

The District is required by State statute to adopt an annual appropriated cash basis budget for all funds. The specific timetable for fiscal year 2021 is as follows:

1. On July 25, 2002, the Tuscarawas County Budget Commission voted to waive the requirement that school districts adopt a tax budget as required by Section 5705.28 of the Ohio Revised Code, by January 15 and the filing by January 20. In order to complete other necessary documents, the Budget Commission now requires certain information to be filed by May 1. Information required includes the general fund five-year forecast submitted to the Department of Education, projected revenues and expenditures line items for all levy funds, projected revenues and debt requirements (principal and interest) and amortization schedules for the bond retirement fund and balances and total anticipated activity for all other funds.
2. Prior to April 1, the Board of Education accepts, by formal resolution, the tax rates as determined by the Budget Commission and receives the Commission's Certificate of Estimated Resources which states the projected revenue of each fund. Prior to July 1, the District must revise its budget so that total contemplated expenditures from any fund during the ensuing year will not exceed the amount stated in the Certificate of Estimated Resources. The revised budget then serves as a basis for the appropriation measure. On or about July 1, the certificate is amended to include any unencumbered balances from the preceding year as reported by the District Treasurer. The certificate may be further amended during the year if projected increases or decreases in revenue are identified by the District Treasurer. The amounts reported as the final budgeted amount in the budgetary statement reflect the amounts set forth in the final Certificate of Estimated Resources issued for fiscal year 2021.
3. By July 1, the Annual Appropriation Resolution is legally enacted by the Board of Education at the fund level of expenditures, which is the legal level of budgetary control. State statute permits a temporary appropriation to be effective until no later than October 1 of each year. Although the legal level of budgetary control was established at the fund level of expenditures, the District has elected to present budgetary statement comparisons at the fund and function level of expenditures. Resolution appropriations by fund must be within the estimated resources as certified by the County Budget Commission and the total of expenditures and encumbrances may not exceed the appropriation totals.
4. Any revisions that alter the total of any fund appropriation must be approved by the Board of Education.
5. Formal budgetary integration is employed as a management control device during the year for all funds consistent with the general obligation bond indenture and other statutory provisions. All funds completed the year within the amount of their legally authorized cash basis appropriation.
6. Appropriation amounts are as originally adopted, or as amended by the Board of Education through the year by supplemental appropriations which either re-allocated, increased or decreased the original appropriated amounts. All supplemental appropriations were legally enacted by the Board during fiscal year 2021.
7. Unencumbered appropriations lapse at year end. Encumbered appropriations are carried forward to the succeeding fiscal year and need not be reappropriated. Cash disbursements plus encumbrances may not legally exceed budgeted appropriations at the fund level.

As part of formal budgetary control, purchase orders, contracts and other commitments for the expenditure of monies are recorded as the equivalent of expenditures on the non-GAAP budgetary basis in order to reserve that portion of the applicable appropriation and to determine and maintain legal compliance.

**TUSCARAWAS VALLEY LOCAL SCHOOL DISTRICT
TUSCARAWAS COUNTY, OHIO**

NOTES TO THE BASIC FINANCIAL STATEMENTS
FOR THE FISCAL YEAR ENDED JUNE 30, 2021

NOTE 2 - SUMMARY OF SIGNIFICANT ACCOUNTING POLICIES - (Continued)

F. Cash and Investments

To improve cash management, cash received by the District is pooled. Monies for all funds, except proprietary funds, are maintained in this pool. Individual fund integrity is maintained through the District's records. Each fund's interest in the pool is presented as "equity in pooled cash and investments" on the financial statements.

At year end, the District had proprietary fund cash held by the fiscal agent in an interest-bearing account which cannot be identified as an investment or deposit, since it is held in a pool made up of numerous participants. This account is presented as "cash with fiscal agent" since monies are not required to be deposited into the District's treasury.

During fiscal year 2021, investments were limited to U.S. Government money market accounts, negotiable certificates of deposit, commercial paper, Federal Home Loan Mortgage Corporation (FHLMC) securities, Federal Farm Credit Bank (FFCB) securities, municipal bonds, U.S. Treasury bills, U.S. Treasury notes, and investments in the State Treasury Asset Reserve of Ohio (STAR Ohio). Investments are reported at fair value which is based on quoted market prices except STAR Ohio.

During fiscal year 2021, the District invested in STAR Ohio. STAR Ohio is an investment pool managed by the State Treasurer's Office which allows governments within the State to pool their funds for investment purposes. STAR Ohio is not registered with the SEC as an investment company, but has adopted Governmental Accounting Standards Board (GASB), Statement No. 79, "Certain External Investment Pools and Pool Participants." The District measures its investment in STAR Ohio at the net asset value (NAV) per share provided by STAR Ohio. The NAV per share is calculated on an amortized cost basis that provides an NAV per share that approximates fair value.

For fiscal year 2021, there were no limitations or restrictions on any participant withdrawals due to redemption notice periods, liquidity fees, or redemption gates. However, notice must be given 24 hours in advance of all deposits and withdrawals exceeding \$100 million. STAR Ohio reserves the right to limit the transaction to \$250 million, requiring the excess amount to be transacted the following business day(s), but only to the \$250 million limit. All accounts of the participant will be combined for these purposes.

Under existing Ohio statutes all investment earnings are assigned to the general fund unless statutorily required to be credited to a specific fund. By policy of the Board of Education, investment earnings are assigned to the general fund. Interest revenue credited to the general fund during fiscal year 2021 amounted to \$26,361, which includes \$12,069 assigned from other District funds.

For purposes of the statement of cash flows and for presentation on the statement of net position, investments of the cash management pool and investments with original maturities of three months or less at the time they are purchased by the District are considered to be cash equivalents. Investments with an initial maturity of more than three months are reported as investments.

An analysis of the District's investment account at year end is provided in Note 4.

G. Inventory

On government-wide financial statements, purchased inventories are presented at the lower of cost or market and donated commodities are presented at their entitlement value. Inventories are recorded on a first-in, first-out basis and are expensed when used. Inventories are accounted for using the purchase method. On fund financial statements, inventories of governmental funds are stated at cost.

At June 30, 2021, the District had no significant expendable supplies held for resale, donated food, or purchased food balances outstanding.

**TUSCARAWAS VALLEY LOCAL SCHOOL DISTRICT
TUSCARAWAS COUNTY, OHIO**

NOTES TO THE BASIC FINANCIAL STATEMENTS
FOR THE FISCAL YEAR ENDED JUNE 30, 2021

NOTE 2 - SUMMARY OF SIGNIFICANT ACCOUNTING POLICIES - (Continued)

H. Capital Assets

General capital assets are those assets not specifically related to activities reported in the proprietary fund. These assets generally result from expenditures in the governmental funds. These assets are reported in the governmental activities' column of the government-wide statement of net position but are not reported in the fund financial statements.

All capital assets are capitalized at cost (or estimated historical cost) and updated for additions and retirements during the year. Donated capital assets are recorded at their acquisition value as of the date received. The District maintains a capitalization threshold of \$5,000. The District does not possess any infrastructure. Improvements are capitalized; the costs of normal maintenance and repairs that do not add to the value of the asset or materially extend an asset's life are not. Interest incurred during the construction of capital assets is also capitalized.

All reported capital assets except land and construction in progress are depreciated. Improvements are depreciated over the remaining useful lives of the related capital assets. Depreciation is computed using the straight-line method over the following useful lives:

<u>Description</u>	<u>Estimated Lives</u>
Land improvements	50 - 70 years
Buildings/improvements	70 - 100 years
Furniture/equipment	7 - 25 years
Vehicles	10 - 15 years

I. Interfund Balances

On fund financial statements, receivables and payables resulting from short-term interfund loans are classified as "interfund loans receivable/payable". These amounts are eliminated in the governmental activities' columns of the statement of net position.

J. Compensated Absences

Compensated absences of the District consist of vacation leave and sick leave to the extent that payments to the employee for these absences are attributable to services already rendered and are not contingent on a specific event that is outside the control of the District and the employee.

In accordance with the provisions of GASB Statement No. 16, "Accounting for Compensated Absences", a liability for vacation leave is accrued if a) the employees' rights to payment are attributable to services already rendered; and b) it is probable that the employer will compensate the employees for the benefits through paid time off or other means, such as cash payment at termination or retirement. An accrual for earned sick leave is made to the extent that it is probable that the benefits will result in termination (severance) payments. A liability for sick leave is accrued using the vesting method; i.e., the liability is based on the sick leave accumulated at the balance sheet date by those employees who are currently eligible to receive termination (severance) payments, as well as those employees expected to become eligible in the future. For purposes of establishing a liability for sick leave on employees expected to become eligible to retire in the future, all employees age fifty or greater with at least ten years of service or any age with twenty years of service were considered expected to become eligible to retire in accordance with GASB Statement No. 16.

The total liability for vacation and sick leave payments has been calculated using pay rates in effect at June 30, 2021 and reduced to the maximum payment allowed by labor contract and/or statute, plus any additional salary related payments.

The entire compensated absence liability is reported on the government-wide financial statements.

**TUSCARAWAS VALLEY LOCAL SCHOOL DISTRICT
TUSCARAWAS COUNTY, OHIO**

NOTES TO THE BASIC FINANCIAL STATEMENTS
FOR THE FISCAL YEAR ENDED JUNE 30, 2021

NOTE 2 - SUMMARY OF SIGNIFICANT ACCOUNTING POLICIES - (Continued)

For governmental fund financial statements, compensated absences are recognized as liabilities and expenditures as payments come due each period upon the occurrence of employee resignations and retirements.

K. Accrued Liabilities and Long-Term Obligations

All payables, accrued liabilities and long-term obligations are reported in the government-wide financial statements, and all payables, accrued liabilities and long-term obligations payable from proprietary funds are reported on the proprietary fund financial statements.

In general, governmental fund payables and accrued liabilities that, once incurred, are paid in a timely manner and in full from current financial resources are reported as obligations of the funds. However, claims and judgments and compensated absences that will be paid from governmental funds are reported as a liability in the fund financial statements only to the extent that they are due for payment during the current year. Bonds and capital lease obligations are recognized as a liability in the fund financial statements when due. Net pension/OPEB liability should be recognized in the governmental funds to the extent that benefit payments are due and payable and the pension/OPEB plan's fiduciary net position is not sufficient for payment of those benefits.

L. Fund Balance

Fund balance is divided into five classifications based primarily on the extent to which the District is bound to observe constraints imposed upon the use of the resources in the governmental funds. The classifications are as follows:

Nonspendable - The nonspendable fund balance classification includes amounts that cannot be spent because they are not in spendable form or legally required to be maintained intact. The "not in spendable form" criterion includes items that are not expected to be converted to cash. It also includes the long-term amount of loans receivable.

Restricted - Fund balance is reported as restricted when constraints are placed on the use of resources that are either externally imposed by creditors (such as through debt covenants), grantors, contributors, or laws or regulations of other governments, or imposed by law through constitutional provisions or enabling legislation.

Committed - The committed fund balance classification includes amounts that can be used only for the specific purposes imposed by a formal action (resolution) of the District Board of Education (the highest level of decision-making authority). Those committed amounts cannot be used for any other purpose unless the District Board of Education removes or changes the specified use by taking the same type of action (resolution) it employed to previously commit those amounts. Committed fund balance also incorporates contractual obligations to the extent that existing resources in the fund have been specifically committed for use in satisfying those contractual requirements.

Assigned - Amounts in the assigned fund balance classification are intended to be used by the District for specific purposes but do not meet the criteria to be classified as restricted nor committed. In governmental funds other than the general fund, assigned fund balance represents the remaining amount that is not restricted or committed. In the general fund, assigned amounts represent intended uses established by policies of the District Board of Education, which includes giving the Treasurer the authority to constrain monies for intended purposes.

Unassigned - Unassigned fund balance is the residual classification for the general fund and includes all spendable amounts not contained in the other classifications. In other governmental funds, the unassigned classification is only used to report a deficit fund balance resulting from overspending for specific purposes for which amounts had been restricted, committed, or assigned.

**TUSCARAWAS VALLEY LOCAL SCHOOL DISTRICT
TUSCARAWAS COUNTY, OHIO**

**NOTES TO THE BASIC FINANCIAL STATEMENTS
FOR THE FISCAL YEAR ENDED JUNE 30, 2021**

NOTE 2 - SUMMARY OF SIGNIFICANT ACCOUNTING POLICIES - (Continued)

The District applies restricted resources first when expenditures are incurred for purposes for which restricted and unrestricted (committed, assigned, and unassigned) fund balance is available. Similarly, within unrestricted fund balance, committed amounts are reduced first followed by assigned, and then unassigned amounts when expenditures are incurred for purposes for which amounts in any of the unrestricted fund balance classifications could be used.

M. Net Position

Net position represents the difference between assets and deferred outflows and liabilities and deferred inflows. The net position component "net investment in capital assets," consists of capital assets, net of accumulated depreciation, reduced by the outstanding balances of any borrowing used for the acquisition, construction or improvement of those assets. Deferred outflows of resources and deferred inflows of resources that are attributable to the acquisition, construction or improvement of those assets or related debt also should be included in this component of net position. Net position is reported as restricted when there are limitations imposed on its use either through the enabling legislation adopted by the District or through external restrictions imposed by creditors, grantors or laws or regulations of other governments. The amount restricted for other purposes represents amounts restricted for educational foundation.

The District applies restricted resources first when an expense is incurred for purposes for which both restricted and unrestricted net position is available.

N. Prepayments

Payments made to vendors for services that will benefit periods beyond June 30, 2021, are recorded as prepayments using the consumption method. A current asset for the prepaid amount is recorded at the time of purchase and an expenditure/expense is reported in the year which services are consumed.

O. Estimates

The preparation of the financial statements in conformity with GAAP requires management to make estimates and assumptions that affect the amounts reported in the financial statements and accompanying notes. Actual results may differ from those estimates.

P. Interfund Activity

Exchange transactions between funds are reported as revenues in the seller funds and as expenditures/expenses in the purchaser funds. Flows of cash or goods from one fund to another without a requirement for repayment are reported as interfund transfers. Interfund transfers are reported as other financing sources/uses in governmental funds and after nonoperating revenues/expenses in proprietary funds. Repayments from funds responsible for particular expenditures/expenses to the funds that initially paid for them are not presented on the financial statements.

Q. Pensions/Other Postemployment Benefits (OPEB)

For purposes of measuring the net pension/OPEB liability, net OPEB asset, deferred outflows of resources and deferred inflows of resources related pensions/OPEB, and pension/OPEB expense, information about the fiduciary net position of the pension/OPEB plans and additions to/deductions from their fiduciary net position have been determined on the same basis as they are reported by the pension/OPEB plan. For this purpose, benefit payments (including refunds of employee contributions) are recognized when due and payable in accordance with the benefit terms. The pension/OPEB plans report investments at fair value.

**TUSCARAWAS VALLEY LOCAL SCHOOL DISTRICT
TUSCARAWAS COUNTY, OHIO**

NOTES TO THE BASIC FINANCIAL STATEMENTS
FOR THE FISCAL YEAR ENDED JUNE 30, 2021

NOTE 2 - SUMMARY OF SIGNIFICANT ACCOUNTING POLICIES - (Continued)

R. Extraordinary and Special Items

Extraordinary items are transactions or events that are both unusual in nature and infrequent in occurrence. Special items are transactions or events that are within the control of the Board of Education and that are either unusual in nature or infrequent in occurrence. Neither type of transaction occurred during fiscal year 2021.

S. Fair Value

The District categorizes its fair value measurements within the fair value hierarchy established by generally accepted accounting principles. The hierarchy is based on the valuation inputs used to measure the fair value of the asset. Level 1 inputs are quoted prices in active markets for identical assets; Level 2 inputs are significant other observable inputs; Level 3 inputs are significant unobservable inputs.

T. Unamortized COP Premium

Premiums on COPs are deferred and amortized over the term of the bonds using the straight-line method, which approximates the effective interest method. Bond premiums are presented as an addition to the face amount of the bonds.

On the governmental fund financial statements, issuance costs and premiums are recognized in the current period. A reconciliation between the COPs face value and the amount reported on the statement of net position is presented in Note 10.C.

NOTE 3 - ACCOUNTABILITY AND COMPLIANCE

A. Change in Accounting Principles

For fiscal year 2021, the District has applied GASB Statement No. 95, "Postponement of the Effective Dates of Certain Authoritative Guidance." GASB Statement No. 95 provides temporary relief to governments and other stakeholders in light of the COVID-19 pandemic. This objective is accomplished by postponing the effective dates of certain provisions in Statements and Implementation Guides that first became effective or are scheduled to become effective for periods beginning after June 15, 2018, and later.

Certain provisions contained in the following pronouncements were scheduled to be implemented for the fiscal year ended June 30, 2021. Due to the implementation of GASB Statement No. 95, the effective dates of certain provisions contained in these pronouncements are postponed until the fiscal year ended June 30, 2022:

- Statement No. 87, *Leases*
- Implementation Guide No. 2019-3, *Leases*
- Statement No. 89, *Accounting for Interest Cost Incurred before the End of a Construction Period*
- Statement No. 92, *Omnibus 2020*
- Statement No. 93, *Replacement of Interbank Offered Rates*

**TUSCARAWAS VALLEY LOCAL SCHOOL DISTRICT
TUSCARAWAS COUNTY, OHIO**

NOTES TO THE BASIC FINANCIAL STATEMENTS
FOR THE FISCAL YEAR ENDED JUNE 30, 2021

NOTE 3 - ACCOUNTABILITY AND COMPLIANCE - (Continued)

B. Deficit Fund Balances

Fund balances at June 30, 2021 included the following individual fund deficit:

<u>Nonmajor funds</u>	<u>Deficit</u>
IDEA Part B	\$ 1,299

The general fund is liable for any deficit in this fund and provides transfers when cash is required, not when accruals occur. The deficit fund balance resulted from adjustments for accrued liabilities.

NOTE 4 - DEPOSITS AND INVESTMENTS

State statutes classify monies held by the District into three categories.

Active deposits are public deposits necessary to meet current demands on the treasury. Such monies must be maintained either as cash in the District treasury, in commercial accounts payable or withdrawable on demand, including negotiable order of withdrawal (NOW) accounts, or in money market deposit accounts.

Inactive deposits are public deposits that the Board of Education has identified as not required for use within the current five-year period of designation of depositories. Inactive deposits must either be evidenced by certificates of deposit maturing not later than the end of the current period of designation of depositories, or by savings or deposit accounts including, but not limited to, passbook accounts.

Interim deposits are deposits of interim monies. Interim monies are those monies which are not needed for immediate use, but which will be needed before the end of the current period of designation of depositories.

Interim deposits must be evidenced by time certificates of deposit or by savings or deposit accounts including passbook accounts.

Interim monies may be deposited or invested in the following securities:

1. United States Treasury Notes, Bills, Bonds, or any other obligation or security issued by the United States Treasury or any other obligation guaranteed as to principal and interest by the United States;
2. Bonds, notes, debentures, or any other obligations or securities issued by any federal government agency or instrumentality, including, but not limited to, the Federal National Mortgage Association, Federal Home Loan Bank, Federal Farm Credit Bank, Federal Home Loan Mortgage Corporation and Government National Mortgage Association. All federal agency securities shall be direct issuances of federal government agencies or instrumentalities;
3. Written repurchase agreements in the securities listed above provided that the fair value of the securities subject to the repurchase agreement must exceed the principal value of the agreement by at least two percent and be marked to market daily and that the term of the agreement must not exceed thirty days;
4. Bonds and other obligations of the State of Ohio, and with certain limitations including a requirement for maturity within ten years from the date of settlement, bonds and other obligations of political subdivisions of the State of Ohio, if training requirements have been met;

**TUSCARAWAS VALLEY LOCAL SCHOOL DISTRICT
TUSCARAWAS COUNTY, OHIO**

**NOTES TO THE BASIC FINANCIAL STATEMENTS
FOR THE FISCAL YEAR ENDED JUNE 30, 2021**

NOTE 4 - DEPOSITS AND INVESTMENTS - (Continued)

5. Time certificates of deposit or savings or deposit accounts including, but not limited to, passbook accounts;
6. No-load money market mutual funds consisting exclusively of obligations described in items (1) and (2) above and repurchase agreements secured by such obligations, provided that investments in securities described in this division are made only through eligible institutions;
7. The State Treasurer's investment pool, the State Treasury Asset Reserve of Ohio (STAR Ohio); and,
8. Certain banker's acceptance and commercial paper notes for a period not to exceed one-hundred-eighty days and two-hundred-seventy days, respectively, from the purchase date in an amount not to exceed forty percent of the interim monies available for investment at any one time.

Protection of the deposits is provided by the Federal Deposit Insurance Corporation (FDIC), by eligible securities pledged by the financial institution as security for repayment, or by the financial institutions participation in the Ohio Pooled Collateral System (OPCS), a collateral pool of eligible securities deposited with a qualified trustee and pledged to the Treasurer of State to secure the repayment of all public monies deposited in the financial institution.

Investments in stripped principal or interest obligations, reverse repurchase agreements and derivatives are prohibited. The issuance of taxable notes for the purpose of arbitrage, the use of leverage and short selling are also prohibited. Except as noted above, an investment must mature within five years from the date of purchase unless matched to a specific obligation or debt of the District and must be purchased with the expectation that it will be held to maturity. Investments may only be made through specified dealers and institutions. Payment for investments may be made only upon delivery of the securities representing the investments to the Treasurer or, if the securities are not represented by a certificate, upon receipt of confirmation of transfer from the custodian.

A. Cash with Fiscal Agent

At fiscal year end, the District had \$2,643,974 in cash held by the fiscal agent which cannot be identified as an investment or deposit, since it is held in a pool made up of numerous participants.

B. Deposits with Financial Institutions

At June 30, 2021, the carrying amount of all District deposits was \$2,089,169 and the bank balance of all District deposits was \$2,113,817. Of the bank balance, \$485,619 was covered by the FDIC, \$1,159,405 was covered by the OPCS, and \$468,793 was potentially exposed to custodial credit risk discussed below because the deposits were insured and could be uncollateralized.

Custodial credit risk is the risk that, in the event of bank failure, the District will not be able to recover deposits or collateral securities that are in the possession of an outside party. The District has no deposit policy for custodial credit risk beyond the requirements of State statute. Ohio law requires that deposits either be insured or protected by (1) eligible securities pledged to the District's and deposited with a qualified trustee by the financial institution as security for repayment whose fair value at all times shall be at least 105 percent of the deposits being secured, or (2) participation in the Ohio Pooled Collateral System (OPCS), a collateral pool of eligible securities deposited with a qualified trustee and pledged to the Treasurer of State to secure the repayment of all public monies deposited in the financial institution. OPCS requires the total fair value of the securities pledged to be 102 percent of the deposits being secured or a rate set by the Treasurer of State. For fiscal year 2021, the District's financial institutions were approved for a reduced collateral rate of 50 percent through the OPCS. Although all statutory requirements for the deposit of money had been followed, noncompliance with Federal requirements could potentially subject the District to a successful claim by the FDIC.

**TUSCARAWAS VALLEY LOCAL SCHOOL DISTRICT
TUSCARAWAS COUNTY, OHIO**

NOTES TO THE BASIC FINANCIAL STATEMENTS
FOR THE FISCAL YEAR ENDED JUNE 30, 2021

NOTE 4 - DEPOSITS AND INVESTMENTS - (Continued)

C. Investments

As of June 30, 2021, the District had the following investments and maturities:

Measurement/ Investment type	Measurement Amount	Investment Maturities				
		6 months or less	7 to 12 month	13 to 18 months	19 to 24 months	Greater than 24 months
<i>Fair Value:</i>						
Commercial paper	\$ 10,898,743	\$ 7,546,822	\$ 3,351,921	\$ -	\$ -	\$ -
Negotiable CDs	2,504,524	498,948	-	1,256,940	248,902	499,734
FFCB	4,246,660	-	1,552,503	-	997,210	1,696,947
FHLMC	2,143,694	-	-	1,145,001	-	998,693
Municipal bonds	3,209,291	1,806,455	-	545,287	-	857,549
U.S. Treasury notes	2,993,785	-	-	-	2,195,129	798,656
U.S. Treasury bills	2,569,990	2,569,990	-	-	-	-
U.S. Government money market	18,717	18,717	-	-	-	-
<i>Amortized:</i>						
STAR Ohio	14,053,661	14,053,661	-	-	-	-
Total	<u>\$ 42,639,065</u>	<u>\$ 26,494,593</u>	<u>\$ 4,904,424</u>	<u>\$ 2,947,228</u>	<u>\$ 3,441,241</u>	<u>\$ 4,851,579</u>

The weighted average of maturity of investments is 0.67 years.

The District's investments in U.S. Government money market funds are valued using quoted market prices in active markets (Level 1 inputs). The District's investments in commercial paper, federal agency securities (FHLMC, FFCB), U.S. Treasury bills, U.S. Treasury notes, municipal bonds, and negotiable CDs are valued using pricing sources provided by the investment manager (Level 2 inputs).

Interest Rate Risk: As a means of limiting its exposure to fair value losses arising from rising interest rates and according to State law, the District's investment policy limits investment portfolio maturities to five years or less.

Credit Risk: Standard & Poor's has assigned STAR Ohio and the U.S. Government money market an AAAM money market rating. Ohio Law requires that STAR Ohio and the U.S. Government money market maintain the highest rating provided by at least one nationally recognized standard rating service. The District's investments in commercial paper were rated P-1 by Moody's Investor Services. The District's investments in federal agency securities, U.S. Treasury bills, and U.S. Treasury notes were rated AA+ and Aaa by Standard & Poor's and Moody's Investor Services, respectively. The District's investments in municipal bonds are rated MIG1 and Aa2 by Moody's. The District's investment policy does not specifically address credit risk beyond the adherence to all relevant sections of the Ohio Revised Code.

Custodial Credit Risk: For an investment, custodial credit risk is the risk that, in the event of the failure of the counterparty, the District will not be able to recover the value of its investments or collateral securities that are in the possession of an outside party. The federal agency securities are exposed to custodial credit risk in that they are uninsured, unregistered, and held by the counterparty's trust department or agent, but not in the District's name. The District has no investment policy dealing with investment custodial risk beyond the requirement in State statute that prohibits payment for investments prior to the delivery of the securities representing such investments to the Treasurer or qualified trustee.

**TUSCARAWAS VALLEY LOCAL SCHOOL DISTRICT
TUSCARAWAS COUNTY, OHIO**

NOTES TO THE BASIC FINANCIAL STATEMENTS
FOR THE FISCAL YEAR ENDED JUNE 30, 2021

NOTE 4 - DEPOSITS AND INVESTMENTS - (Continued)

Concentration of Credit Risk: The District places no limit on the amount that may be invested in any one issuer. The following table includes the percentage of each investment type held by the District at June 30, 2021:

<u>Measurement/ Investment type</u>	<u>Measurement Amount</u>	<u>% of Total</u>
<i>Fair Value:</i>		
Commercial paper	\$ 10,898,743	25.56
Negotiable CDs	2,504,524	5.87
FFCB	4,246,660	9.96
FHLMC	2,143,694	5.03
Municipal bonds	3,209,291	7.53
U.S. Treasury notes	2,993,785	7.02
US Treasury bills	2,569,990	6.03
Government obligations	18,717	0.04
<i>Amortized Cost:</i>		
STAR Ohio	<u>14,053,661</u>	<u>32.96</u>
Total	<u>\$ 42,639,065</u>	<u>100.00</u>

D. Reconciliation of Cash and Investments to the Statement of Net Position

The following is a reconciliation of cash and investments as reported in the note above to cash and investments as reported on the statement of net position as of June 30, 2021:

<u>Cash and investments per note</u>	
Carrying amount of deposits	\$ 2,089,169
Investments	42,639,065
Cash with fiscal agent	<u>2,643,974</u>
Total	<u>\$ 47,372,208</u>
<u>Cash and investments per statement of net position</u>	
Governmental activities	\$ 47,372,208
Total	<u>\$ 47,372,208</u>

NOTE 5 - INTERFUND TRANSACTIONS

- A. Interfund transfers for the year ended June 30, 2021, consisted of the following, as reported on the fund financial statements:

<u>Transfers from general fund to:</u>	<u>Amount</u>
Permanent improvement fund	<u>\$ 2,200,000</u>

Transfers are used to move revenues from the fund that statute or budget required to collect them to the fund that statute or budget requires to expend them and to use unrestricted revenues collected in the general fund to finance various programs accounted for in other funds in accordance with budgetary authorizations.

**TUSCARAWAS VALLEY LOCAL SCHOOL DISTRICT
TUSCARAWAS COUNTY, OHIO**

NOTES TO THE BASIC FINANCIAL STATEMENTS
FOR THE FISCAL YEAR ENDED JUNE 30, 2021

NOTE 5 - INTERFUND TRANSACTIONS - (Continued)

B. Interfund loans receivable/payable consisted of the following at June 30, 2021, as reported on the fund statement:

<u>Receivable Fund</u>	<u>Payable Fund</u>	<u>Amount</u>
General fund	Nonmajor governmental funds	<u>\$ 232,000</u>

The primary purpose of the interfund balances is to cover costs in specific funds where revenues were not received by June 30. These interfund balances will be repaid once the anticipated revenues are received.

Interfund balances between governmental funds are eliminated on the government-wide Statement of Net Position.

NOTE 6 - PROPERTY TAXES

Property taxes are levied and assessed on a calendar year basis while the District fiscal year runs from July through June. First half tax collections are received by the District in the second half of the fiscal year. Second half tax distributions occur in the first half of the following fiscal year.

Property taxes include amounts levied against all real property and public utility property. Real property tax revenues received in calendar year 2021 represent the collection of calendar year 2020 taxes. Real property taxes received in calendar year 2021 were levied after April 1, 2020, on the assessed values as of January 1, 2020, the lien date. Assessed values for real property taxes are established by State statute at 35 percent of appraised market value. Real property taxes are payable annually or semiannually. If paid annually, payment is due December 31; if paid semiannually, the first payment is due December 31, with the remainder payable by June 20. Under certain circumstances, State statute permits alternate payment dates to be established. Public utility property tax revenues received in calendar year 2021 represent the collection of calendar year 2020 taxes. Public utility real and personal property taxes received in calendar year 2021 became a lien on December 31, 2019, were levied after April 1, 2020, and are collected with real property taxes. Public utility real property is assessed at 35 percent of true value; public utility tangible personal property is currently assessed at varying percentages of true value.

The District receives property taxes from Tuscarawas and Stark Counties. The County Auditors periodically advance to the District its portion of the taxes collected. Second-half real property tax payments collected by the County by June 30, 2021, are available to finance fiscal year 2021 operations. The amount available as an advance at June 30, 2021 was \$1,148,401 in the general fund and \$195,130 in the permanent improvement fund. This amount is recorded as revenue. The amount available for advance at June 30, 2020 was \$1,354,161 in the general fund and \$226,696 in the permanent improvement fund. The amount of second-half real property taxes available for advance at fiscal year-end can vary based on the date the tax bills are sent.

Accrued property taxes receivable includes real property, public utility property and delinquent tangible personal property taxes which are measurable as of June 30, 2021 and for which there is an enforceable legal claim. Although total property tax collections for the next fiscal year are measurable, only the amount of real property taxes available as an advance at June 30 was levied to finance current fiscal year operations and is reported as revenue at fiscal year end. The portion of the receivable not levied to finance current fiscal year operations is offset by a credit to deferred inflows of resources.

On the accrual basis of accounting, collectible delinquent property taxes have been recorded as a receivable and revenue, while on a modified accrual basis of accounting the revenue has been reported as a deferred inflow of resources.

**TUSCARAWAS VALLEY LOCAL SCHOOL DISTRICT
TUSCARAWAS COUNTY, OHIO**

NOTES TO THE BASIC FINANCIAL STATEMENTS
FOR THE FISCAL YEAR ENDED JUNE 30, 2021

NOTE 6 - PROPERTY TAXES - (Continued)

The assessed values upon which the fiscal year 2021 taxes were collected are:

	2020 Second Half Collections		2021 First Half Collections	
	<u>Amount</u>	<u>Percent</u>	<u>Amount</u>	<u>Percent</u>
Agricultural/residential and other real estate	\$ 244,393,220	54.42	\$ 246,240,480	56.33
Public utility personal	<u>204,659,930</u>	<u>45.58</u>	<u>190,918,280</u>	<u>43.67</u>
Total	<u>\$ 449,053,150</u>	<u>100.00</u>	<u>\$ 437,158,760</u>	<u>100.00</u>
Tax rate per \$1,000 of assessed valuation for:				
General	\$30.60		\$30.30	
Permanent Improvement	5.00		5.00	

NOTE 7 - RECEIVABLES

Receivables at June 30, 2021 consisted of property taxes, accrued interest, and intergovernmental grants and entitlements. All receivables are considered collectible in full due to the ability to foreclose for the nonpayment of taxes, the stable condition of State programs and the current year guarantee of federal funds. A summary of the principal items of receivables reported on the statement of net position follows:

Governmental activities:

Property taxes - current and delinquent	\$ 13,816,687
Accrued interest	18,985
Intergovernmental	<u>16,852,098</u>
Total receivables	<u>\$ 30,687,770</u>

Receivables have been disaggregated on the face of the basic financial statements. All receivables are expected to be collected within the subsequent year with the exception of the OFCC receivable which will be collected over the course of the project.

**TUSCARAWAS VALLEY LOCAL SCHOOL DISTRICT
TUSCARAWAS COUNTY, OHIO**

NOTES TO THE BASIC FINANCIAL STATEMENTS
FOR THE FISCAL YEAR ENDED JUNE 30, 2021

NOTE 8 - CAPITAL ASSETS

Capital asset activity for the fiscal year ended June 30, 2021, was as follows:

	Balance			Balance
	<u>June 30, 2020</u>	<u>Additions</u>	<u>Disposals</u>	<u>June 30, 2021</u>
Governmental activities:				
Capital assets, not being depreciated:				
Land	\$ 146,677	\$ -	\$ -	\$ 146,677
Construction in progress	-	2,036,777	-	2,036,777
Total capital assets, not being depreciated	<u>146,677</u>	<u>2,036,777</u>	<u>-</u>	<u>2,183,454</u>
Capital assets, being depreciated:				
Land improvements	881,534	-	-	881,534
Building/improvements	10,299,099	-	-	10,299,099
Furniture/equipment	1,630,469	228,106	(189,044)	1,669,531
Vehicles	1,464,571	160,149	(58,120)	1,566,600
Total capital assets, being depreciated	<u>14,275,673</u>	<u>388,255</u>	<u>(247,164)</u>	<u>14,416,764</u>
Less: accumulated depreciation				
Land improvements	(526,842)	(25,104)	-	(551,946)
Building/improvements	(5,093,408)	(139,187)	-	(5,232,595)
Furniture/equipment	(1,087,459)	(69,258)	4,502	(1,152,215)
Vehicles	(720,711)	(96,141)	58,120	(758,732)
Total accumulated depreciation	<u>(7,428,420)</u>	<u>(329,690)</u>	<u>62,622</u>	<u>(7,695,488)</u>
Governmental activities capital assets, net	<u>\$ 6,993,930</u>	<u>\$ 2,095,342</u>	<u>\$ (184,542)</u>	<u>\$ 8,904,730</u>

Depreciation expense was charged to governmental functions as follows:

Instruction:	
Regular	\$ 129,287
Special	12,448
Other	526
Support services:	
Pupil	990
Instructional staff	8,848
Administration	6,970
Operations and maintenance	49,176
Pupil transportation	96,121
Extracurricular	3,077
Food service operations	<u>22,247</u>
Accumulated depreciation	<u>\$ 329,690</u>

**TUSCARAWAS VALLEY LOCAL SCHOOL DISTRICT
TUSCARAWAS COUNTY, OHIO**

NOTES TO THE BASIC FINANCIAL STATEMENTS
FOR THE FISCAL YEAR ENDED JUNE 30, 2021

NOTE 9 - CAPITALIZED LEASES - LESSEE DISCLOSURE

In previous fiscal years, the District entered into a lease purchase agreement with Huntington Public Capital Corporation for two school buses and TAMCO Capital Corporation for a phone system. In the current fiscal year, the District entered into a lease purchase agreement for copiers. Capital lease payments are reflected as general fund expenditures in the basic financial statements. These expenditures are reflected as program/function expenditures on a budgetary basis. Capital assets acquired by lease had been originally capitalized in the amount of \$793,297, which represents the present value of the future minimum lease payments at the time of acquisition.

The following is a schedule of the future minimum lease payments required under the capital leases and the present value of the minimum lease payments as of June 30, 2021.

<u>Fiscal Year Ending June 30,</u>	<u>Amount</u>
2022	\$ 156,237
2023	42,204
2024	42,204
2025	42,204
2026	<u>7,034</u>
Total minimum lease payments	289,883
Less: amount representing interest	<u>(20,084)</u>
Total	<u>\$ 269,799</u>

NOTE 10 - LONG-TERM OBLIGATIONS

- A. On September 28, 2010, the District issued \$440,000 of Qualified School Construction Bonds (QSCBs) to finance energy conservation projects. This issue is comprised of current interest term bonds, par value \$440,000.

These bonds are general obligations of the District for which the full faith and credit of the District is pledged for repayment. The bonds are considered a direct borrowing. Direct borrowings have terms negotiated directly between the District and the lender and are not offered for public sale. Accordingly, such unmatured obligations of the District are accounted for on the statement of net position. Payments of principal and interest relating to this bond are recorded as expenditures in the general fund.

Interest payments on the current interest bonds are due on June 1 and December 1 of each year. The final maturity stated in the issues is December 1, 2022.

For QSCBs, the District receives a direct payment subsidy from the United States Treasury equal to 100% of the lesser of the interest payments on the bonds or the federal tax credits that would otherwise have been available to the holders of the bonds.

<u>Fiscal Year Ended</u>	<u>Current Interest Bonds</u>		
	<u>Principal</u>	<u>Interest</u>	<u>Total</u>
2022	\$ 40,000	\$ 3,090	\$ 43,090
2023	<u>40,000</u>	<u>1,030</u>	<u>41,030</u>
Total	<u>\$ 80,000</u>	<u>\$ 4,120</u>	<u>\$ 84,120</u>

**TUSCARAWAS VALLEY LOCAL SCHOOL DISTRICT
TUSCARAWAS COUNTY, OHIO**

NOTES TO THE BASIC FINANCIAL STATEMENTS
FOR THE FISCAL YEAR ENDED JUNE 30, 2021

NOTE 10 - LONG-TERM OBLIGATIONS - (Continued)

- B.** On June 5, 2020, the District issued \$27,500,000 in certificates of participation (“COPs”) to finance the acquisition, construction and overall improvement of District facilities. The COPs bear an interest rate ranging from 3.00% to 4.00%. Principal on the COPs is due each December 1, beginning December 1, 2020, through and including December 1, 2049. Huntington National Bank, (the “Trustee”), is serving as the trustee for the COPs. Payments of principal and interest relating to this bond are recorded as expenditures in the permanent improvement fund.

At June 30, 2021, \$25,463,223 of the \$27,500,000 COPs issuance was unspent.

The COPs are not a general obligation of the District and are payable only from appropriations by the District for annual lease payments. The following is a summary of the future debt service requirements to maturity for the COPs:

Fiscal Year Ended	Principal	Interest	Total
2022	\$ 530,000	\$ 912,750	\$ 1,442,750
2023	550,000	891,150	1,441,150
2024	570,000	868,750	1,438,750
2025	595,000	845,450	1,440,450
2026	615,000	821,250	1,436,250
2027-2031	3,470,000	3,708,750	7,178,750
2032-2036	4,220,000	2,959,275	7,179,275
2037-2041	4,950,000	2,233,750	7,183,750
2042-2046	5,770,000	1,379,925	7,149,925
2047-2050	5,395,000	329,625	5,724,625
Total	<u>\$ 26,665,000</u>	<u>\$ 14,950,675</u>	<u>\$ 41,615,675</u>

- C.** The changes in the District’s long-term obligations during the fiscal year consist of the following.

	Balance June 30, 2020	Additions	Reductions	Balance June 30, 2021	Due in One year
Governmental activities:					
Certificates of participation	\$ 27,500,000	\$ -	\$ (835,000)	\$ 26,665,000	\$ 530,000
Qualified school construction bonds - direct borrowing	120,000	-	(40,000)	80,000	40,000
Capital lease obligation	273,567	186,375	(190,143)	269,799	146,426
Net pension liability	14,588,955	1,384,245	-	15,973,200	-
Net OPEB liability	1,208,522	-	(206,896)	1,001,626	-
Compensated absences:					
Sick leave	815,921	179,403	(49,324)	946,000	40,798
Vacation leave	66,287	73,608	(66,287)	73,608	73,608
Total compensated absences	<u>882,208</u>	<u>253,011</u>	<u>(115,611)</u>	<u>1,019,608</u>	<u>114,406</u>
Total governmental activities long-term liabilities	<u>\$ 44,573,252</u>	<u>\$ 1,823,631</u>	<u>\$ (1,387,650)</u>	<u>\$ 45,009,233</u>	<u>\$ 830,832</u>
Add: unamortized premium				<u>1,823,345</u>	
Total on statement of net position				<u>\$ 46,832,578</u>	

**TUSCARAWAS VALLEY LOCAL SCHOOL DISTRICT
TUSCARAWAS COUNTY, OHIO**

NOTES TO THE BASIC FINANCIAL STATEMENTS
FOR THE FISCAL YEAR ENDED JUNE 30, 2021

NOTE 10 - LONG-TERM OBLIGATIONS - (Continued)

D. Legal Debt Margin

The Ohio Revised Code provides that voted net general obligation debt of the District shall never exceed 9% of the total assessed valuation of the District. The code further provides that unvoted indebtedness shall not exceed 1/10 of 1% of the property valuation of the District. The code additionally states that unvoted indebtedness related to energy conservation debt shall not exceed 9/10 of 1% of the property valuation of the District. The assessed valuation used in determining the District's legal debt margin has been modified by House Bill 530 which became effective March 30, 2006. In accordance with House Bill 530, the assessed valuation used in the District's legal debt margin calculation excluded tangible personal property used in business, telephone or telegraph property, interexchange telecommunications company property, and personal property owned or leased by a railroad company and used in railroad operations. The effects of these debt limitations at June 30, 2021, are a voted debt margin of \$39,395,540 (including available funds of \$51,252) and an unvoted debt margin of \$437,159.

E. Capital lease: See Note 9 for detail on the District's capital lease.

F. Net pension liability: The District's net pension liability is described in Note 12. The District pays obligations related to employee compensation from the fund benefitting from their service.

G. Net OPEB liability/asset: The District's net OPEB liability/asset is described in Note 13. The District pays obligations related to employee compensation from the fund benefitting from their service.

H. Compensated Absences: Compensated absences will be paid from the fund which the employee's salaries are paid which, for the District, is primarily the general fund, the food service fund, preschool fund, Title VI-B fund and Title I fund.

NOTE 11 - RISK MANAGEMENT

A. Property and Liability

The District is exposed to various risks of loss related to torts; theft of, damage to, and destruction of assets; errors and omissions; injuries to employees; and natural disasters. During fiscal year 2021, the District contracted with Ohio School Plan for property and fleet insurance. Coverages provided by Ohio School Plan are as follows:

Building and Contents - replacement cost (\$1,000 deductible)	
Boiler and Machinery (\$1,000 deductible)	\$51,995,440
Inland Marine Coverage	
Additional Coverage for portable items	Included
Automobile Liability – collision	\$2,000,000
(\$1,000 deductible comprehensive/collision Buses; all other \$250/\$500)	
Uninsured Motorists	\$1,000,000
General liability	Excess limits included with primary - Total \$2,000,000

Professional liability is protected by The Ohio School Plan with a \$2,000,000 single occurrence limit, a \$4,000,000 aggregate limit, with a \$2,500 deductible. The limits are excess (not umbrella) deductible applies per Educational Legal Liability claim. The \$50,000 bond for the Treasurer is provided by Traveler's Casualty and Surety Company of America through Hylant Group.

Settled claims have not exceeded this commercial coverage in any of the past three years. There have been no significant reductions in insurance coverage from last year.

**TUSCARAWAS VALLEY LOCAL SCHOOL DISTRICT
TUSCARAWAS COUNTY, OHIO**

NOTES TO THE BASIC FINANCIAL STATEMENTS
FOR THE FISCAL YEAR ENDED JUNE 30, 2021

NOTE 11 - RISK MANAGEMENT - (Continued)

B. Workers' Compensation Rating Program

For calendar year 2021, the District participated in the Worker's Compensation Group Retrospective Rating Plan, a voluntary performance-based incentive program offered jointly by the Ohio Schools Boards Association (OSBA) and the Ohio Association of School Business Officials (OASBO) (Note 2.A.). The intent of the program is to reward participants that are able to keep their claims costs low. Districts continue to pay their individual premium directly to the Ohio Bureau of Workers Compensation (BWC). Districts will then have future premium adjustments (refunds or assessments) at the end of each of the three evaluation periods. For the 2019 program, the evaluation periods will be December 31, 2021, December 31, 2022 and December 31, 2023. Refunds or assessments will be calculated by the Ohio BWC, based on the pro-rata share of the districts individual premium compared to the overall program premium.

Participation in the Group Retrospective Rating Plan is limited to school districts that can meet the programs selection criteria. The firm of CompManagement, Inc. provides administrative, cost control and actuarial services to the program.

C. Employee Medical Benefits

The District provides employee medical/surgical benefits through a self-insured plan and maintains a self-insurance internal service fund to account for and finance its uninsured risks of loss in this program. The plan provides medical/surgical coverage, which is 100% paid of reasonable and customary charges. Major medical expense coverage includes a \$200 individual and \$400 family deductible followed by a 10% employee co-payment. The District is a member organization of The Jefferson Health Plan, a public entity group purchasing trust organized under the Ohio Revised Code (ORC) section 9.833 as a Council of Governments. TVLS purchases specific stop loss protection through the consortium, presently at a \$35,000 deductible. The deductible applies to cumulative medical and drug claim payments made on behalf of plan participants covered under an approved benefit program during the current period June 1 through June 30. Cumulative claim payments, which are found to be in excess of the applicable deductible, made on behalf of a covered plan participant during a policy year are covered through The Jefferson Health Plan's Internal Pool, up to a maximum reimbursement of \$1,465,000, in the case of the \$35,000 deductible. Cumulative claim payments made on behalf of a covered plan participant during a policy year, which are found to exceed \$1,500,000, are eligible for reimbursement from The Jefferson Health Plan's umbrella stop loss insurance policy, currently placed through Sun Life. A third-party administrator, CareFactor, reviews all claims, which are then paid by Jefferson Health Plan. The District purchases stop-loss coverage of \$500,000 per individual from Sun Life through Jefferson Health Plan. There is an internal pool from \$35,000 to \$499,999 for stop loss coverage.

The District also provides dental and vision coverage on this self-insured basis. The premiums are paid by the District at a rate of 88% for all employees. The premium is paid by the fund that paid the salary for the employee and is based on historical cost information.

Total required monthly premiums for coverage are as follows:

	<u>Family</u>	<u>Individual</u>
Medical/Surgical	\$ 1,878	\$ 819
Dental	116	116
Vision	25	9

**TUSCARAWAS VALLEY LOCAL SCHOOL DISTRICT
TUSCARAWAS COUNTY, OHIO**

NOTES TO THE BASIC FINANCIAL STATEMENTS
FOR THE FISCAL YEAR ENDED JUNE 30, 2021

NOTE 11 - RISK MANAGEMENT - (Continued)

The liability for unpaid claims of \$246,717 reported in the internal service fund at June 30, 2021, is based on the requirements of GASB Statement No. 10, “Accounting and Financial Reporting for Risk Financing and Related Insurance Issues”, as amended by GASB Statement No. 30, “Risk Financing Omnibus”, which requires that a liability for unpaid claims costs, including estimates of costs relating to incurred, but not reported claims, be accrued at the estimated ultimate cost of settling the claims.

<u>Fiscal Year</u>	<u>Beginning of Fiscal Year Liability</u>	<u>Current-Year Claims and Changes in Estimates</u>	<u>Claims Payments</u>	<u>Balance at Fiscal Year-End</u>
2021	\$ 197,653	\$ 1,581,587	\$ (1,532,523)	\$ 246,717
2020	211,479	1,352,101	(1,365,927)	197,653

NOTE 12 - DEFINED BENEFIT PENSION PLANS

The Statewide retirement systems provide both pension benefits and other postemployment benefits (OPEB).

Net Pension Liability/Net OPEB Liability/Asset

Pensions and OPEB are a component of exchange transactions—between an employer and its employees—of salaries and benefits for employee services. Pensions/OPEB are provided to an employee—on a deferred-payment basis—as part of the total compensation package offered by an employer for employee services each financial period.

The net pension/OPEB liability (asset) represent the District’s proportionate share of each pension/OPEB plan’s collective actuarial present value of projected benefit payments attributable to past periods of service, net of each pension/OPEB plan’s fiduciary net position. The net pension/OPEB liability (asset) calculation is dependent on critical long-term variables, including estimated average life expectancies, earnings on investments, cost of living adjustments and others. While these estimates use the best information available, unknowable future events require adjusting these estimates annually.

Ohio Revised Code limits the District’s obligation for this liability to annually required payments. The District cannot control benefit terms or the manner in which pensions/OPEB are financed; however, the District does receive the benefit of employees’ services in exchange for compensation including pension and OPEB.

GASB 68/75 assumes the liability is solely the obligation of the employer, because (1) they benefit from employee services; and (2) State statute requires funding to come from these employers. All pension contributions to date have come solely from these employers (which also includes pension costs paid in the form of withholdings from employees). The retirement systems may allocate a portion of the employer contributions to provide for these OPEB benefits. In addition, health care plan enrollees pay a portion of the health care costs in the form of a monthly premium. State statute requires the retirement systems to amortize unfunded pension liabilities within 30 years. If the pension amortization period exceeds 30 years, each retirement system’s board must propose corrective action to the State legislature. Any resulting legislative change to benefits or funding could significantly affect the net pension/OPEB liability (asset). Resulting adjustments to the net pension/OPEB liability (asset) would be effective when the changes are legally enforceable. The Ohio Revised Code permits, but does not require, the retirement systems to provide healthcare to eligible benefit recipients.

The remainder of this note includes the required pension disclosures. See Note 13 for the required OPEB disclosures.

**TUSCARAWAS VALLEY LOCAL SCHOOL DISTRICT
TUSCARAWAS COUNTY, OHIO**

NOTES TO THE BASIC FINANCIAL STATEMENTS
FOR THE FISCAL YEAR ENDED JUNE 30, 2021

NOTE 12 - DEFINED BENEFIT PENSION PLANS - (Continued)

The proportionate share of each plan’s unfunded benefits is presented as a long-term *net pension/OPEB liability (asset)* on the accrual basis of accounting. Any liability for the contractually-required pension contribution outstanding at the end of the year is included in pension and postemployment benefits payable on both the accrual and modified accrual bases of accounting.

Plan Description - School Employees Retirement System (SERS)

Plan Description - The District non-teaching employees participate in SERS, a cost-sharing multiple-employer defined benefit pension plan administered by SERS. SERS provides retirement, disability and survivor benefits, annual cost-of-living adjustments, and death benefits to plan members and beneficiaries. Authority to establish and amend benefits is provided by Ohio Revised Code Chapter 3309. SERS issues a publicly available, stand-alone financial report that includes financial statements, required supplementary information and detailed information about SERS’ fiduciary net position. That report can be obtained by visiting the SERS website at www.ohsers.org under Employers/Audit Resources.

Age and service requirements for retirement are as follows:

	Eligible to Retire on or before August 1, 2017 *	Eligible to Retire after August 1, 2017
Full benefits	Age 65 with 5 years of services credit; or Any age with 30 years of service credit	Age 67 with 10 years of service credit; or Age 57 with 30 years of service credit
Actuarially reduced benefits	Age 60 with 5 years of service credit; or Age 55 with 25 years of service credit	Age 62 with 10 years of service credit; or Age 60 with 25 years of service credit

* Members with 25 years of service credit as of August 1, 2017 will be included in this plan.

Annual retirement benefits are calculated based on final average salary multiplied by a percentage that varies based on years of service; 2.2% for the first thirty years of service and 2.5% for years of service credit over 30. Final average salary is the average of the highest three years of salary.

Effective January 1, 2018, SERS cost-of-living adjustment (COLA) changed from a fixed 3% annual increase to one based on the Consumer Price Index (CPI-W) with a cap of 2.5% and a floor of 0%. SERS also has the authority to award or suspend the COLA, or to adjust the COLA above or below CPI-W. SERS suspended the COLA increases for 2018, 2019 and 2020 for current retirees, and confirmed their intent to implement a four-year waiting period for the start of a COLA for future retirees. For 2021, the COLA was 0.5%.

Funding Policy - Plan members are required to contribute 10% of their annual covered salary and the District is required to contribute 14% of annual covered payroll. The contribution requirements of plan members and employers are established and may be amended by the SERS’ Retirement Board up to statutory maximum amounts of 10% for plan members and 14% for employers. The Retirement Board, acting with the advice of the actuary, allocates the employer contribution rate among four of the System’s funds (Pension Trust Fund, Death Benefit Fund, Medicare B Fund, and Health Care Fund). For the fiscal year ended June 30, 2021, the allocation to pension, death benefits, and Medicare B was 14.0%.

The District’s contractually required contribution to SERS was \$227,048 for fiscal year 2021. Of this amount, \$19,352 is reported as pension and postemployment benefits payable.

**TUSCARAWAS VALLEY LOCAL SCHOOL DISTRICT
TUSCARAWAS COUNTY, OHIO**

NOTES TO THE BASIC FINANCIAL STATEMENTS
FOR THE FISCAL YEAR ENDED JUNE 30, 2021

NOTE 12 - DEFINED BENEFIT PENSION PLANS - (Continued)

Plan Description - State Teachers Retirement System (STRS)

Plan Description - Licensed teachers participate in STRS, a cost-sharing multiple-employer public employee retirement system administered by STRS. STRS provides retirement and disability benefits to members and death and survivor benefits to beneficiaries. STRS issues a stand-alone financial report that includes financial statements, required supplementary information and detailed information about STRS' fiduciary net position. That report can be obtained by writing to STRS, 275 E. Broad St., Columbus, OH 43215-3771, by calling (888) 227-7877, or by visiting the STRS website at www.strsoh.org.

New members have a choice of three retirement plans: a Defined Benefit (DB) Plan, a Defined Contribution (DC) Plan and a Combined (CO) Plan. Benefits are established by Ohio Revised Code Chapter 3307. The DB Plan offers an annual retirement allowance based on final average salary multiplied by a percentage that varies based on years of service. Effective August 1, 2015, the calculation will be 2.2% of final average salary for the five highest years of earnings multiplied by all years of service. Effective July 1, 2017, the cost-of-living adjustment was reduced to zero. Members are eligible to retire at age 60 with five years of qualifying service credit, or age 55 with 28 years of service, or 33 years of service regardless of age. Eligibility changes will be phased in until August 1, 2026, when retirement eligibility for unreduced benefits will be five years of service credit and age 65, or 35 years of service credit and at least age 60.

The DC Plan allows members to place all of their member contributions and 9.53% of the 14% employer contributions into an investment account. Investment allocation decisions are determined by the member. The remaining 4.47% of the 14% employer rate is allocated to the defined benefit unfunded liability. A member is eligible to receive a retirement benefit at age 50 and termination of employment. The member may elect to receive a lifetime monthly annuity or a lump sum withdrawal.

The Combined Plan offers features of both the DB Plan and the DC Plan. In the Combined Plan, 12% of the 14% member rate goes to the DC Plan and the remaining 2% is applied to the DB Plan. Member contributions to the DC Plan are allocated among investment choices by the member, and contributions to the DB Plan from the employer and the member are used to fund the defined benefit payment at a reduced level from the regular DB Plan. The defined benefit portion of the Combined Plan payment is payable to a member on or after age 60 with five years of service. The defined contribution portion of the account may be taken as a lump sum payment or converted to a lifetime monthly annuity after termination of employment at age 50 and after termination of employment.

New members who choose the DC Plan or Combined Plan will have another opportunity to reselect a permanent plan during their fifth year of membership. Members may remain in the same plan or transfer to another STRS plan. The optional annuitization of a member's defined contribution account or the defined contribution portion of a member's Combined Plan account to a lifetime benefit results in STRS bearing the risk of investment gain or loss on the account. STRS has therefore included all three plan options as one defined benefit plan for GASB 68 reporting purposes.

A DB or Combined Plan member with five or more years of credited service who is determined to be disabled may qualify for a disability benefit. Eligible survivors of members who die before service retirement may qualify for monthly benefits. New members on or after July 1, 2013, must have at least ten years of qualifying service credit to apply for disability benefits. Members in the DC Plan who become disabled are entitled only to their account balance. If a member of the DC Plan dies before retirement benefits begin, the member's designated beneficiary is entitled to receive the member's account balance.

Funding Policy - Employer and member contribution rates are established by the State Teachers Retirement Board and limited by Chapter 3307 of the Ohio Revised Code. For fiscal year 2021, plan members were required to contribute 14% of their annual covered salary. The District was required to contribute 14%; the entire 14% was the portion used to fund pension obligations. The fiscal year 2021 contribution rates were equal to the statutory maximum rates.

**TUSCARAWAS VALLEY LOCAL SCHOOL DISTRICT
TUSCARAWAS COUNTY, OHIO**

NOTES TO THE BASIC FINANCIAL STATEMENTS
FOR THE FISCAL YEAR ENDED JUNE 30, 2021

NOTE 12 - DEFINED BENEFIT PENSION PLANS - (Continued)

The District's contractually required contribution to STRS was \$959,854 for fiscal year 2021. Of this amount, \$173,479 is reported as pension and postemployment benefits payable.

Pension Liabilities, Pension Expense, and Deferred Outflows of Resources and Deferred Inflows of Resources Related to Pensions

The net pension liability was measured as of June 30, 2020, and the total pension liability used to calculate the net pension liability was determined by an actuarial valuation as of that date. The District's proportion of the net pension liability was based on the District's share of contributions to the pension plan relative to the projected contributions of all participating entities.

Following is information related to the proportionate share and pension expense:

	SERS	STRS	Total
Proportion of the net pension liability prior measurement date	0.04691190%	0.05327811%	
Proportion of the net pension liability current measurement date	<u>0.04430150%</u>	<u>0.05390464%</u>	
Change in proportionate share	<u>-0.00261040%</u>	<u>0.00062653%</u>	
Proportionate share of the net pension liability	\$ 2,930,195	\$ 13,043,005	\$ 15,973,200
Pension expense	\$ 275,320	\$ 1,652,264	\$ 1,927,584

**TUSCARAWAS VALLEY LOCAL SCHOOL DISTRICT
TUSCARAWAS COUNTY, OHIO**

NOTES TO THE BASIC FINANCIAL STATEMENTS
FOR THE FISCAL YEAR ENDED JUNE 30, 2021

NOTE 12 - DEFINED BENEFIT PENSION PLANS - (Continued)

At June 30, 2021, the District reported deferred outflows of resources and deferred inflows of resources related to pensions from the following sources:

	<u>SERS</u>	<u>STRS</u>	<u>Total</u>
Deferred outflows of resources			
Differences between expected and actual experience	\$ 5,693	\$ 29,266	\$ 34,959
Net difference between projected and actual earnings on pension plan investments	186,008	634,284	820,292
Changes of assumptions	-	700,159	700,159
Difference between employer contributions and proportionate share of contributions/ change in proportionate share	1,523	81,578	83,101
Contributions subsequent to the measurement date	<u>227,048</u>	<u>959,854</u>	<u>1,186,902</u>
Total deferred outflows of resources	<u>\$ 420,272</u>	<u>\$ 2,405,141</u>	<u>\$ 2,825,413</u>
	<u>SERS</u>	<u>STRS</u>	<u>Total</u>
Deferred inflows of resources			
Differences between expected and actual experience	\$ -	\$ 83,402	\$ 83,402
Difference between employer contributions and proportionate share of contributions/ change in proportionate share	<u>94,900</u>	<u>300,547</u>	<u>395,447</u>
Total deferred inflows of resources	<u>\$ 94,900</u>	<u>\$ 383,949</u>	<u>\$ 478,849</u>

\$1,186,902 reported as deferred outflows of resources related to pension resulting from District contributions subsequent to the measurement date will be recognized as a reduction of the net pension liability in the fiscal year ending June 30, 2022.

Other amounts reported as deferred outflows of resources and deferred inflows of resources related to pension will be recognized in pension expense as follows:

	<u>SERS</u>	<u>STRS</u>	<u>Total</u>
Fiscal Year Ending June 30:			
2022	\$ (58,361)	\$ 302,866	\$ 244,505
2023	20,915	142,802	163,717
2024	77,531	307,234	384,765
2025	<u>58,239</u>	<u>308,436</u>	<u>366,675</u>
Total	<u>\$ 98,324</u>	<u>\$ 1,061,338</u>	<u>\$ 1,159,662</u>

**TUSCARAWAS VALLEY LOCAL SCHOOL DISTRICT
TUSCARAWAS COUNTY, OHIO**

NOTES TO THE BASIC FINANCIAL STATEMENTS
FOR THE FISCAL YEAR ENDED JUNE 30, 2021

NOTE 12 - DEFINED BENEFIT PENSION PLANS - (Continued)

Actuarial Assumptions - SERS

SERS' total pension liability was determined by their actuaries in accordance with GASB Statement No. 67, as part of their annual actuarial valuation for each defined benefit retirement plan. Actuarial valuations of an ongoing plan involve estimates of the value of reported amounts (e.g., salaries, credited service) and assumptions about the probability of occurrence of events far into the future (e.g., mortality, disabilities, retirements, employment termination). Actuarially determined amounts are subject to continual review and potential modifications, as actual results are compared with past expectations and new estimates are made about the future.

Projections of benefits for financial reporting purposes are based on the substantive plan (the plan as understood by the employers and plan members) and include the types of benefits provided at the time of each valuation and the historical pattern of sharing benefit costs between the employers and plan members to that point. The projection of benefits for financial reporting purposes does not explicitly incorporate the potential effects of legal or contractual funding limitations.

Actuarial calculations reflect a long-term perspective. For a newly hired employee, actuarial calculations will take into account the employee's entire career with the employer and also take into consideration the benefits, if any, paid to the employee after termination of employment until the death of the employee and any applicable contingent annuitant. In many cases actuarial calculations reflect several decades of service with the employer and the payment of benefits after termination.

Key methods and assumptions used in calculating the total pension liability in the latest actuarial valuation, prepared as of June 30, 2020, are presented below:

Wage inflation	3.00%
Future salary increases, including inflation	3.50% to 18.20%
COLA or ad hoc COLA	2.50%
Investment rate of return	7.50% net of investment expense, including inflation
Actuarial cost method	Entry age normal (level percent of payroll)

For 2020, the mortality rates were based on the RP-2014 Blue Collar Mortality Table with fully generational projection and a five-year age set-back for both males and females. Mortality among service retired members, and beneficiaries were based upon the RP-2014 Blue Collar Mortality Table with fully generational projection with Scale BB, 120% of male rates, and 110% of female rates. Mortality among disabled members was based upon the RP-2000 Disabled Mortality Table, 90% for male rates and 100% for female rates, set back five years is used for the period after disability retirement.

The most recent experience study was completed for the five year period ended June 30, 2015.

The long-term return expectation for the Pension Plan Investments has been determined using a building-block approach and assumes a time horizon, as defined in SERS' *Statement of Investment Policy*. A forecasted rate of inflation serves as the baseline for the return expectation. Various real return premiums over the baseline inflation rate have been established for each asset class. The long-term expected nominal rate of return has been determined by calculating a weighted average of the expected real return premiums for each asset class, adding the projected inflation rate, and adding the expected return from rebalancing uncorrelated asset classes.

**TUSCARAWAS VALLEY LOCAL SCHOOL DISTRICT
TUSCARAWAS COUNTY, OHIO**

NOTES TO THE BASIC FINANCIAL STATEMENTS
FOR THE FISCAL YEAR ENDED JUNE 30, 2021

NOTE 12 - DEFINED BENEFIT PENSION PLANS - (Continued)

The target allocation and best estimates of arithmetic real rates of return for each major asset class are summarized in the following table:

<u>Asset Class</u>	<u>Target Allocation</u>	<u>Long-Term Expected Real Rate of Return</u>
Cash	2.00 %	1.85 %
US Equity	22.50	5.75
International Equity	22.50	6.50
Fixed Income	19.00	2.85
Private Equity	12.00	7.60
Real Assets	17.00	6.60
Multi-Asset Strategies	5.00	6.65
Total	<u>100.00 %</u>	

Discount Rate - The total pension liability was calculated using the discount rate of 7.50%. The projection of cash flows used to determine the discount rate assumed the contributions from employers and from the members would be computed based on contribution requirements as stipulated by State statute. Projected inflows from investment earnings were calculated using the long-term assumed investment rate of return (7.50%). Based on those assumptions, the plan's fiduciary net position was projected to be available to make all future benefit payments of current plan members. Therefore, the long-term expected rate of return on pension plan investments was applied to all periods of projected benefits to determine the total pension liability.

Sensitivity of the District's Proportionate Share of the Net Pension Liability to Changes in the Discount Rate - Net pension liability is sensitive to changes in the discount rate, and to illustrate the potential impact the following table presents the net pension liability calculated using the discount rate of 7.50%, as well as what each plan's net pension liability would be if it were calculated using a discount rate that is one percentage point lower (6.50%), or one percentage point higher (8.50%) than the current rate.

	<u>1% Decrease</u>	<u>Current Discount Rate</u>	<u>1% Increase</u>
District's proportionate share of the net pension liability	\$ 4,014,009	\$ 2,930,195	\$ 2,020,854

Actuarial Assumptions - STRS

Key methods and assumptions used in the latest actuarial valuation, reflecting experience study results used in the July 1, 2020, actuarial valuation are presented below:

	<u>July 1, 2020</u>
Inflation	2.50%
Projected salary increases	12.50% at age 20 to 2.50% at age 65
Investment rate of return	7.45%, net of investment expenses, including inflation
Payroll increases	3.00%
Cost-of-living adjustments (COLA)	0.00%

**TUSCARAWAS VALLEY LOCAL SCHOOL DISTRICT
TUSCARAWAS COUNTY, OHIO**

NOTES TO THE BASIC FINANCIAL STATEMENTS
FOR THE FISCAL YEAR ENDED JUNE 30, 2021

NOTE 12 - DEFINED BENEFIT PENSION PLANS - (Continued)

For the July 1, 2020, actuarial valuation, post-retirement mortality rates for healthy retirees are based on the RP-2014 Annuitant Mortality Table with 50% of rates through age 69, 70% of rates between ages 70 and 79, 90% of rates between ages 80 and 84, and 100% of rates thereafter, projected forward generationally using mortality improvement scale MP-2016. Post-retirement disabled mortality rates are based on the RP-2014 Disabled Mortality Table with 90% of rates for males and 100% of rates for females, projected forward generationally using mortality improvement scale MP-2016. Pre-retirement mortality rates are based on RP-2014 Employee Mortality Table, projected forward generationally using mortality improvement scale MP-2016.

Actuarial assumptions used in the July 1, 2020 valuation are based on the results of an actuarial experience study for the period July 1, 2011 through June 30, 2016.

STRS Ohio's investment consultant develops an estimate range for the investment return assumption based on the target allocation adopted by the Retirement Board. The target allocation and long-term expected rate of return for each major asset class are summarized as follows:

Asset Class	Target Allocation	Long-Term Expected Real Rate of Return *
Domestic Equity	28.00 %	7.35 %
International Equity	23.00	7.55
Alternatives	17.00	7.09
Fixed Income	21.00	3.00
Real Estate	10.00	6.00
Liquidity Reserves	1.00	2.25
Total	100.00 %	

**10-Year geometric nominal returns, which include the real rate of return and inflation of 2.25% and does not include investment expenses. Over a 30-year period, STRS' investment consultant indicates that the above target allocations should generate a return above the actuarial rate of return, without net value added by management.

Discount Rate - The discount rate used to measure the total pension liability was 7.45% as of June 30, 2020. The projection of cash flows used to determine the discount rate assumes member and employer contributions will be made at the statutory contribution rates in accordance with rate increases described above. For this purpose, only employer contributions that are intended to fund benefits of current plan members and their beneficiaries are included. Projected employer contributions that are intended to fund the service costs of future plan members and their beneficiaries, as well as projected contributions from future plan members, are not included. Based on those assumptions, STRS' fiduciary net position was projected to be available to make all projected future benefit payments to current plan members as of June 30, 2020. Therefore, the long-term expected rate of return on pension plan investments of 7.45% was applied to all periods of projected benefit payment to determine the total pension liability as of June 30, 2020.

Sensitivity of the District's Proportionate Share of the Net Pension Liability to Changes in the Discount Rate - The following table presents the District's proportionate share of the net pension liability calculated using the current period discount rate assumption of 7.45%, as well as what the District's proportionate share of the net pension liability would be if it were calculated using a discount rate that is one-percentage-point lower (6.45%) or one-percentage-point higher (8.45%) than the current rate:

	1% Decrease	Current Discount Rate	1% Increase
District's proportionate share of the net pension liability	\$ 18,570,968	\$ 13,043,005	\$ 8,358,516

**TUSCARAWAS VALLEY LOCAL SCHOOL DISTRICT
TUSCARAWAS COUNTY, OHIO**

NOTES TO THE BASIC FINANCIAL STATEMENTS
FOR THE FISCAL YEAR ENDED JUNE 30, 2021

NOTE 13 - DEFINED BENEFIT OPEB PLANS

Net OPEB Liability/Asset

See Note 12 for a description of the net OPEB liability (asset).

Plan Description - School Employees Retirement System (SERS)

Health Care Plan Description - The District contributes to the SERS Health Care Fund, administered by SERS for non-certificated retirees and their beneficiaries. For GASB 75 purposes, this plan is considered a cost-sharing other postemployment benefit (OPEB) plan. SERS' Health Care Plan provides healthcare benefits to eligible individuals receiving retirement, disability, and survivor benefits, and to their eligible dependents. Members who retire after June 1, 1986, need 10 years of service credit, exclusive of most types of purchased credit, to qualify to participate in SERS' health care coverage. In addition to age and service retirees, disability benefit recipients and beneficiaries who are receiving monthly benefits due to the death of a member or retiree, are eligible for SERS' health care coverage. Most retirees and dependents choosing SERS' health care coverage are over the age of 65 and therefore enrolled in a fully insured Medicare Advantage plan; however, SERS maintains a traditional, self-insured preferred provider organization for its non-Medicare retiree population. For both groups, SERS offers a self-insured prescription drug program. Health care is a benefit that is permitted, not mandated, by statute. The financial report of the Plan is included in the SERS Comprehensive Annual Financial Report which can be obtained on SERS' website at www.ohsers.org under Employers/Audit Resources.

Access to health care for retirees and beneficiaries is permitted in accordance with Section 3309 of the Ohio Revised Code. The Health Care Fund was established and is administered in accordance with Internal Revenue Code Section 105(e). SERS' Retirement Board reserves the right to change or discontinue any health plan or program. Active employee members do not contribute to the Health Care Plan. The SERS Retirement Board established the rules for the premiums paid by the retirees for health care coverage for themselves and their dependents or for their surviving beneficiaries. Premiums vary depending on the plan selected, qualified years of service, Medicare eligibility, and retirement status.

Funding Policy - State statute permits SERS to fund the health care benefits through employer contributions. Each year, after the allocation for statutorily required pensions and benefits, the Retirement Board may allocate the remainder of the employer contribution of 14% of covered payroll to the Health Care Fund in accordance with the funding policy. For the fiscal year ended June 30, 2021, SERS did not allocate any employer contributions to post-employment health care. An additional health care surcharge on employers is collected for employees earning less than an actuarially determined minimum compensation amount, pro-rated if less than a full year of service credit was earned. For fiscal year 2021, this amount was \$23,000. Statutes provide that no employer shall pay a health care surcharge greater than 2% of that employer's SERS-covered payroll; nor may SERS collect in aggregate more than 1.5% of the total statewide SERS-covered payroll for the health care surcharge. For fiscal year 2021, the District's surcharge obligation was \$30,706.

The surcharge added to the allocated portion of the 14% employer contribution rate is the total amount assigned to the Health Care Fund. The District's contractually required contribution to SERS was \$30,706 for fiscal year 2021. Of this amount, \$30,706 is reported as pension and postemployment benefits payable.

Plan Description - State Teachers Retirement System (STRS)

Plan Description - The State Teachers Retirement System of Ohio (STRS) administers a cost-sharing Health Plan administered for eligible retirees who participated in the defined benefit or combined pension plans offered by STRS. Ohio law authorizes STRS to offer this plan. Benefits include hospitalization, physicians' fees, prescription drugs and partial reimbursement of monthly Medicare Part B premiums. The Plan is included in the report of STRS which can be obtained by visiting www.strsoh.org or by calling (888) 227-7877.

**TUSCARAWAS VALLEY LOCAL SCHOOL DISTRICT
TUSCARAWAS COUNTY, OHIO**

NOTES TO THE BASIC FINANCIAL STATEMENTS
FOR THE FISCAL YEAR ENDED JUNE 30, 2021

NOTE 13 - DEFINED BENEFIT OPEB PLANS - (Continued)

Funding Policy - Ohio Revised Code Chapter 3307 authorizes STRS to offer the Plan and gives the Retirement Board discretionary authority over how much, if any, of the health care costs will be absorbed by STRS. Active employee members do not contribute to the Health Care Plan. Nearly all health care plan enrollees, for the most recent year, pay a portion of the health care costs in the form of a monthly premium. Under Ohio law, funding for post-employment health care may be deducted from employer contributions, currently 14% of covered payroll. For the fiscal year ended June 30, 2021, STRS did not allocate any employer contributions to post-employment health care.

OPEB Liabilities/Assets, OPEB Expense, and Deferred Outflows of Resources and Deferred Inflows of Resources Related to OPEB

The net OPEB liability/asset was measured as of June 30, 2020, and the total OPEB liability/asset used to calculate the net OPEB liability/asset was determined by an actuarial valuation as of that date. The District's proportion of the net OPEB liability/asset was based on the District's share of contributions to the respective retirement systems relative to the contributions of all participating entities.

Following is information related to the proportionate share and OPEB expense:

	SERS	STRS	Total
Proportion of the net OPEB liability/asset prior measurement date	0.04805660%	0.05327811%	
Proportion of the net OPEB liability/asset current measurement date	<u>0.04608720%</u>	<u>0.05390464%</u>	
Change in proportionate share	<u>-0.00196940%</u>	<u>0.00062653%</u>	
Proportionate share of the net OPEB liability	\$ 1,001,626	\$ -	\$ 1,001,626
Proportionate share of the net OPEB asset	\$ -	\$ (947,374)	\$ (947,374)
OPEB expense	\$ (10,007)	\$ (66,891)	\$ (76,898)

**TUSCARAWAS VALLEY LOCAL SCHOOL DISTRICT
TUSCARAWAS COUNTY, OHIO**

NOTES TO THE BASIC FINANCIAL STATEMENTS
FOR THE FISCAL YEAR ENDED JUNE 30, 2021

NOTE 13 - DEFINED BENEFIT OPEB PLANS - (Continued)

At June 30, 2021, the District reported deferred outflows of resources and deferred inflows of resources related to OPEB from the following sources:

	<u>SERS</u>	<u>STRS</u>	<u>Total</u>
Deferred outflows of resources			
Differences between expected and actual experience	\$ 13,155	\$ 60,702	\$ 73,857
Net difference between projected and actual earnings on OPEB plan investments	11,288	33,202	44,490
Changes of assumptions	170,744	15,638	186,382
Difference between employer contributions and proportionate share of contributions/ change in proportionate share	8,500	874	9,374
Contributions subsequent to the measurement date	<u>30,706</u>	<u>-</u>	<u>30,706</u>
Total deferred outflows of resources	<u>\$ 234,393</u>	<u>\$ 110,416</u>	<u>\$ 344,809</u>
	<u>SERS</u>	<u>STRS</u>	<u>Total</u>
Deferred inflows of resources			
Differences between expected and actual experience	\$ 509,398	\$ 188,703	\$ 698,101
Changes of assumptions	25,230	899,848	925,078
Difference between employer contributions and proportionate share of contributions/ change in proportionate share	<u>81,084</u>	<u>36,793</u>	<u>117,877</u>
Total deferred inflows of resources	<u>\$ 615,712</u>	<u>\$ 1,125,344</u>	<u>\$ 1,741,056</u>

\$30,706 reported as deferred outflows of resources related to OPEB resulting from District contributions subsequent to the measurement date will be recognized as a reduction of the net OPEB liability/asset in the fiscal year ending June 30, 2022.

Other amounts reported as deferred outflows of resources and deferred inflows of resources related to OPEB will be recognized in OPEB expense as follows:

	<u>SERS</u>	<u>STRS</u>	<u>Total</u>
Fiscal Year Ending June 30:			
2022	\$ (84,026)	\$ (255,203)	\$ (339,229)
2023	(83,212)	(232,731)	(315,943)
2024	(83,344)	(224,849)	(308,193)
2025	(77,849)	(211,813)	(289,662)
2026	(60,389)	(44,702)	(105,091)
Thereafter	<u>(23,205)</u>	<u>(45,630)</u>	<u>(68,835)</u>
Total	<u>\$ (412,025)</u>	<u>\$ (1,014,928)</u>	<u>\$ (1,426,953)</u>

**TUSCARAWAS VALLEY LOCAL SCHOOL DISTRICT
TUSCARAWAS COUNTY, OHIO**

NOTES TO THE BASIC FINANCIAL STATEMENTS
FOR THE FISCAL YEAR ENDED JUNE 30, 2021

NOTE 13 - DEFINED BENEFIT OPEB PLANS - (Continued)

Actuarial Assumptions - SERS

The total OPEB liability is determined by SERS' actuaries in accordance with GASB Statement No. 74, as part of their annual actuarial valuation for each retirement plan. Actuarial valuations of an ongoing plan involve estimates of the value of reported amounts (e.g., salaries, credited service) and assumptions about the probability of occurrence of events far into the future (e.g., mortality, disabilities, retirements, employment terminations). Actuarially determined amounts are subject to continual review and potential modifications, as actual results are compared with past expectations and new estimates are made about the future.

Projections of benefits for financial reporting purposes are based on the substantive plan (the plan as understood by the employers and plan members) and include the types of benefits provided at the time of each valuation and the historical pattern of sharing benefit costs between the employers and plan members to that point. The projection of benefits for financial reporting purposes does not explicitly incorporate the potential effects of legal or contractual funding limitations.

Actuarial calculations reflect a long-term perspective. For a newly hired employee, actuarial calculations will take into account the employee's entire career with the employer and also take into consideration the benefits, if any, paid to the employee after termination of employment until the death of the employee and any applicable contingent annuitant. In many cases, actuarial calculations reflect several decades of service with the employer and the payment of benefits after termination.

Key methods and assumptions used in calculating the total OPEB liability in the latest actuarial valuation date of June 30, 2020 are presented below:

Wage inflation	3.00%
Future salary increases, including inflation	3.50% to 18.20%
Investment rate of return	7.50% net of investment expense, including inflation
Municipal bond index rate:	
Measurement date	2.45%
Prior measurement date	3.13%
Single equivalent interest rate, net of plan investment expense, including price inflation:	
Measurement date	2.63%
Prior measurement date	3.22%
Medical trend assumption:	
Measurement date	
Medicare	5.25 to 4.75%
Pre-Medicare	7.00 to 4.75%
Prior measurement date	
Medicare	5.25 to 4.75%
Pre-Medicare	7.00 to 4.75%

Mortality rates were based on the RP-2014 Blue Collar Mortality Table with fully generational projection and Scale BB, 120% of male rates and 110% of female rates. RP-2000 Disabled Mortality Table with 90% for male rates and 100% for female rates set back five years.

The most recent experience study was completed for the five year period ended June 30, 2015.

**TUSCARAWAS VALLEY LOCAL SCHOOL DISTRICT
TUSCARAWAS COUNTY, OHIO**

NOTES TO THE BASIC FINANCIAL STATEMENTS
FOR THE FISCAL YEAR ENDED JUNE 30, 2021

NOTE 13 - DEFINED BENEFIT OPEB PLANS - (Continued)

The long-term expected rate of return on plan assets is reviewed as part of the actuarial five-year experience study. The most recent study covers fiscal years 2010 through 2015, and was adopted by the Board on April 21, 2016. Several factors are considered in evaluating the long-term rate of return assumption including long-term historical data, estimates inherent in current market data, and a log-normal distribution analysis in which best-estimate ranges of expected future real rates of return were developed by the investment consultant for each major asset class. These ranges were combined to produce the long-term expected rate of return, 7.50%, by weighting the expected future real rates of return by the target asset allocation percentage and then adding expected inflation. The capital market assumptions developed by the investment consultant are intended for use over a 10-year horizon and may not be useful in setting the long-term rate of return for funding pension plans which covers a longer timeframe. The assumption is intended to be a long-term assumption and is not expected to change absent a significant change in the asset allocation, a change in the inflation assumption, or a fundamental change in the market that alters expected returns in future years.

The target asset allocation and best estimates of arithmetic real rates of return for each major asset class, as used in the June 30, 2015 five-year experience study, are summarized as follows:

Asset Class	Target Allocation	Long-Term Expected Real Rate of Return
Cash	2.00 %	1.85 %
US Equity	22.50	5.75
International Equity	22.50	6.50
Fixed Income	19.00	2.85
Private Equity	12.00	7.60
Real Assets	17.00	6.60
Multi-Asset Strategies	5.00	6.65
Total	<u>100.00 %</u>	

Discount Rate - The discount rate used to measure the total OPEB liability at June 30, 2020 was 2.63%. The discount rate used to measure total OPEB liability prior to June 30, 2019 was 3.22%. The projection of cash flows used to determine the discount rate assumed that contributions will be made from members and the System at the state statute contribution rate of 2.00% of projected covered employee payroll each year, which includes a 1.50% payroll surcharge and 0.50% of contributions from the basic benefits plan. Based on these assumptions, the OPEB plan's fiduciary net position was projected to become insufficient to make future benefit payments during the fiscal year ending June 30, 2025. Therefore, the long-term expected rate of return on OPEB plan assets was used to present value the projected benefit payments through the fiscal year ending June 30, 2024 and the Fidelity General Obligation 20-year Municipal Bond Index rate of 2.45%, as of June 30, 2020 (i.e. municipal bond rate), was used to present value the projected benefit payments for the remaining years in the projection. A municipal bond rate of 3.13% was used as of June 30, 2019. The total present value of projected benefit payments from all years was then used to determine the single rate of return that was used as the discount rate. The projection of future benefit payments for all current plan members was until the benefit payments ran out.

**TUSCARAWAS VALLEY LOCAL SCHOOL DISTRICT
TUSCARAWAS COUNTY, OHIO**

NOTES TO THE BASIC FINANCIAL STATEMENTS
FOR THE FISCAL YEAR ENDED JUNE 30, 2021

NOTE 13 - DEFINED BENEFIT OPEB PLANS - (Continued)

Sensitivity of the District's Proportionate Share of the Net OPEB Liability to Changes in the Discount Rate and Changes in the Health Care Cost Trend Rates - The net OPEB liability is sensitive to changes in the discount rate and the health care cost trend rate. The following table presents the net OPEB liability of SERS, what SERS' net OPEB liability would be if it were calculated using a discount rate that is 1 percentage point lower (1.63%) and higher (3.63%) than the current discount rate (2.63%). Also shown is what SERS' net OPEB liability would be based on health care cost trend rates that are 1 percentage point lower (6.00% decreasing to 3.75%) and higher (8.00% decreasing to 5.75%) than the current rate (7.00% decreasing to 4.75%).

	1% Decrease	Current Discount Rate	1% Increase
District's proportionate share of the net OPEB liability	\$ 1,225,965	\$ 1,001,626	\$ 823,276

	1% Decrease	Current Trend Rate	1% Increase
District's proportionate share of the net OPEB liability	\$ 788,704	\$ 1,001,626	\$ 1,286,356

Actuarial Assumptions - STRS

Key methods and assumptions used in the latest actuarial valuation, reflecting experience study results used in the July 1, 2020, actuarial valuation, compared with July 1, 2019, are presented below:

	July 1, 2020		July 1, 2019	
Inflation	2.50%		2.50%	
Projected salary increases	12.50% at age 20 to 2.50% at age 65		12.50% at age 20 to 2.50% at age 65	
Investment rate of return	7.45%, net of investment expenses, including inflation		7.45%, net of investment expenses, including inflation	
Payroll increases	3.00%		3.00%	
Cost-of-living adjustments (COLA)	0.00%		0.00%	
Discount rate of return	7.45%		7.45%	
Blended discount rate of return	N/A		N/A	
Health care cost trends				
	Initial	Ultimate	Initial	Ultimate
Medical				
Pre-Medicare	5.00%	4.00%	5.87%	4.00%
Medicare	-6.69%	4.00%	4.93%	4.00%
Prescription Drug				
Pre-Medicare	6.50%	4.00%	7.73%	4.00%
Medicare	11.87%	4.00%	9.62%	4.00%

Projections of benefits include the historical pattern of sharing benefit costs between the employers and retired plan members.

**TUSCARAWAS VALLEY LOCAL SCHOOL DISTRICT
TUSCARAWAS COUNTY, OHIO**

NOTES TO THE BASIC FINANCIAL STATEMENTS
FOR THE FISCAL YEAR ENDED JUNE 30, 2021

NOTE 13 - DEFINED BENEFIT OPEB PLANS - (Continued)

For healthy retirees the mortality rates are based on the RP-2014 Annuitant Mortality Table with 50% of rates through age 69, 70% of rates between ages 70 and 79, 90% of rates between ages 80 and 84, and 100% of rates thereafter, projected forward generationally using mortality improvement scale MP-2016. For disabled retirees, mortality rates are based on the RP-2014 Disabled Mortality Table with 90% of rates for males and 100% of rates for females, projected forward generationally using mortality improvement scale MP-2016.

Actuarial assumptions used in the June 30, 2020 valuation are based on the results of an actuarial experience study for the period July 1, 2011 through June 30, 2016.

Assumption Changes Since the Prior Measurement Date - There were no changes in assumptions since the prior measurement date of June 30, 2019.

Benefit Term Changes Since the Prior Measurement Date - There was no change to the claims costs process. Claim curves were updated to reflect the projected fiscal year end 2021 premium based on June 30, 2020 enrollment distribution. The non-Medicare subsidy percentage was increased effective January 1, 2021 from 1.984% to 2.055% per year of service. The non-Medicare frozen subsidy base premium was increased effective January 1, 2021. The Medicare subsidy percentages were adjusted effective January 1, 2021 to 2.1% for the AMA Medicare plan. The Medicare Part B monthly reimbursement elimination date was postponed indefinitely.

STRS' investment consultant develops an estimate range for the investment return assumption based on the target allocation adopted by the Retirement Board. The target allocation and long-term expected rate of return for each major asset class are summarized as follows:

Asset Class	Target Allocation	Long-Term Expected Real Rate of Return *
Domestic Equity	28.00 %	7.35 %
International Equity	23.00	7.55
Alternatives	17.00	7.09
Fixed Income	21.00	3.00
Real Estate	10.00	6.00
Liquidity Reserves	1.00	2.25
Total	<u>100.00 %</u>	

**10-Year geometric nominal returns, which include the real rate of return and inflation of 2.25% and does not include investment expenses. Over a 30-year period, STRS' investment consultant indicates that the above target allocations should generate a return above the actuarial rate of return, without net value added by management.

Discount Rate - The discount rate used to measure the total OPEB asset was 7.45% as of June 30, 2020. The projection of cash flows used to determine the discount rate assumes STRS Ohio continues to allocate no employer contributions to the health care fund. Based on these assumptions, the OPEB plan's fiduciary net position was projected to be available to make all projected future benefit payments to current plan members. Therefore, the long-term expected rate of return on health care plan investments of 7.45% was used to measure the total OPEB asset as of June 30, 2020.

**TUSCARAWAS VALLEY LOCAL SCHOOL DISTRICT
TUSCARAWAS COUNTY, OHIO**

NOTES TO THE BASIC FINANCIAL STATEMENTS
FOR THE FISCAL YEAR ENDED JUNE 30, 2021

NOTE 13 - DEFINED BENEFIT OPEB PLANS - (Continued)

Sensitivity of the District's Proportionate Share of the Net OPEB Asset to Changes in the Discount and Health Care Cost Trend Rate - The following table represents the net OPEB asset as of June 30, 2020, calculated using the current period discount rate assumption of 7.45%, as well as what the net OPEB asset would be if it were calculated using a discount rate that is one percentage point lower (6.45%) or one percentage point higher (8.45%) than the current assumption. Also shown is the net OPEB asset as if it were calculated using health care cost trend rates that are one percentage point lower or one percentage point higher than the current health care cost trend rates.

	1% Decrease	Current Discount Rate	1% Increase
District's proportionate share of the net OPEB asset	\$ 824,276	\$ 947,374	\$ 1,051,816
	1% Decrease	Current Trend Rate	1% Increase
District's proportionate share of the net OPEB asset	\$ 1,045,333	\$ 947,374	\$ 828,043

NOTE 14 - BUDGETARY BASIS OF ACCOUNTING

While reporting financial position, results of operations, and changes in fund balance on the basis of generally accepted accounting principles (GAAP), the budgetary basis as provided by law is based upon accounting for certain transactions on a basis of cash receipts and disbursements.

The Statement of Revenue, Expenditures and Changes in Fund Balance - Budget and Actual (non-GAAP budgetary basis) presented for the general fund is presented on the budgetary basis to provide a meaningful comparison of actual results with the budget. The major differences between the budget basis and the GAAP basis are that:

- (a) Revenues and other financing sources are recorded when received in cash (budget basis) as opposed to when susceptible to accrual (GAAP basis);
- (b) Expenditures and other financing uses are recorded when paid in cash (budget basis) as opposed to when the liability is incurred (GAAP basis);
- (c) In order to determine compliance with Ohio law, and to reserve that portion of the applicable appropriation, total outstanding encumbrances (budget basis) are recorded as the equivalent of an expenditure, as opposed to assigned or committed fund balance for that portion of outstanding encumbrances not already recognized as an account payable (GAAP basis);
- (d) Advances-in and advances-out are operating transactions (budget basis) as opposed to Balance Sheet transactions (GAAP basis);
- (e) Some funds are included in the general fund (GAAP basis) but have separate legally adopted budgets (budget basis); and,
- (f) Investments are reported at fair value (GAAP basis) rather than cost (budget basis).

**TUSCARAWAS VALLEY LOCAL SCHOOL DISTRICT
TUSCARAWAS COUNTY, OHIO**

NOTES TO THE BASIC FINANCIAL STATEMENTS
FOR THE FISCAL YEAR ENDED JUNE 30, 2021

NOTE 14 - BUDGETARY BASIS OF ACCOUNTING - (Continued)

The adjustments necessary to convert the results of operations for the year on the budget basis to the GAAP basis for the general fund is as follows:

Net Change in Fund Balance

	<u>General fund</u>
Budget basis	\$ 604,408
Net adjustment for revenue accruals	(347,201)
Net adjustment for expenditure accruals	(172,078)
Net adjustment for other financing uses	185,979
Funds budgeted elsewhere	8,075
Adjustment for encumbrances	668,836
GAAP basis	\$ 948,019

Certain funds that are legally budgeted in separate special revenue funds are considered part of the general fund on a GAAP basis. This includes the special rotary fund, the public-school support fund, the employee flower fund, and the flexible spending account fund.

NOTE 15 - CONTINGENCIES

A. Grants

The District receives significant financial assistance from numerous federal, State and local agencies in the form of grants. The disbursement of funds received under these programs generally requires compliance with terms and conditions specified in the grant agreements and are subject to audit by the grantor agencies. Any disallowed claims resulting from such audits could become a liability of the District. However, in the opinion of management, any such disallowed claims will not have a material effect on the financial position of the District.

B. Litigation

The District is involved in no material litigation as either plaintiff or defendant.

C. Foundation Funding

Foundation funding is based on the annualized full-time equivalent (FTE) enrollment of each student. Traditional districts must comply with minimum hours of instruction, instead of a minimum number of school days each year. The funding formula the Ohio Department of Education (ODE) is legislatively required to follow will continue to adjust as enrollment information is updated by the District, which can extend past the fiscal year-end. ODE adjustments for fiscal year 2021 have been finalized. The impact of the FTE adjustments did not have a material impact on the District's financial statements.

**TUSCARAWAS VALLEY LOCAL SCHOOL DISTRICT
TUSCARAWAS COUNTY, OHIO**

NOTES TO THE BASIC FINANCIAL STATEMENTS
FOR THE FISCAL YEAR ENDED JUNE 30, 2021

NOTE 16 – COVID-19

The United States and the State of Ohio declared a state of emergency in March of 2020 due to the COVID-19 pandemic. The financial impact of COVID-19 and the continuing emergency measures may impact subsequent periods of the District. The District’s investment portfolio and the pension and other employee benefits plan in which the District participate fluctuates with market conditions, and due to market volatility, the amount of gains or losses that will be realized in subsequent periods, if any, cannot be determined. In addition, the impact on the District’s future operating costs, revenues, and additional recovery from emergency funding, either federal or state, cannot be estimated.

NOTE 17 - SET-ASIDES

The District is required by State law to annually set-aside certain general fund revenue amounts, as defined by statutory formula, for the acquisition and construction of capital improvements. Amounts not spent by the end of the fiscal year or offset by similarly restricted resources received during the year must be held in cash at fiscal year-end. This amount must be carried forward to be used for the same purpose in future years. Expenditures exceeding the set-aside requirement may not be carried forward to the next fiscal year.

During fiscal year 1999, the District issued \$6,949,981 in general obligation various purpose refunding bonds. These proceeds may be used to reduce the capital improvements set-aside amount to below zero for future years. The amount presented for prior year offset from bond proceeds is limited to an amount needed to reduce the capital improvement set-aside balance to \$0. The District is responsible for tracking the amount of bond proceeds that may be used as an offset in future periods, which was \$6,257,679 at June 30, 2021.

The following cash-basis information describes the change in the fiscal year-end set-aside amount for capital improvements. Disclosure of this information is required by State statute.

	<u>Capital Improvements</u>
Set-aside balance June 30, 2020	\$ -
Current year set-aside requirement	243,712
Current year qualifying expenditures	(96,724)
Prior year offset from bond proceeds	<u>(146,988)</u>
Total	<u>\$ -</u>
Balance carried forward to fiscal year 2022	<u>\$ -</u>
Set-aside balance June 30, 2021	<u>\$ -</u>

NOTE 18 - OTHER COMMITMENTS

The District utilizes encumbrance accounting as part of its budgetary controls. Encumbrances outstanding at year end may be reported as part of restricted, committed, or assigned classifications of fund balance. At year end, the District’s commitments for encumbrances in the governmental funds were as follows:

<u>Fund</u>	<u>Year-End Encumbrances</u>
General	\$ 621,260
Nonmajor governmental funds	<u>3,139,540</u>
Total	<u>\$ 3,760,800</u>

**TUSCARAWAS VALLEY LOCAL SCHOOL DISTRICT
TUSCARAWAS COUNTY, OHIO**

**NOTES TO THE BASIC FINANCIAL STATEMENTS
FOR THE FISCAL YEAR ENDED JUNE 30, 2021**

NOTE 19- TAX ABATEMENTS

The District's property taxes were reduced by \$24,452 in calendar year 2021 and \$24,639 in calendar year 2020 under various Enterprise Zone tax abatement agreements entered into by Lawrence Township.

Under the authority of Ohio Revised Code Section 5709.63, the Board of County Commissioners, with the consent of the legislative authority of each affected Township and Municipal Corporation, may designate enterprise zones. An Enterprise Zone is a designated area of land in which businesses can receive tax incentives in the form of tax exemptions on qualifying new investments.

NOTE 20 - SUBSEQUENT EVENTS

For fiscal year 2022, District foundation funding received from the State of Ohio will be funded using a direct funding model. Under this new model, community school, STEM school, scholarship funding, and open enrollment will be directly funded by the State of Ohio to the respective educating schools. For fiscal year 2021 and prior, the amounts related to students who were residents of the District were funded to the District who, in turn, made the payment to the respective school. For fiscal year 2021, the District reported \$1,071,598 in revenue and expenditures/expense related to these programs. Also, during fiscal year 2021, the District reported \$683,304 in tuition and fees from the resident school districts which will be direct funded to the District as the educating entity in fiscal year 2022. This new funding system calculates a unique base cost and a unique "per-pupil local capacity amount" for each District. The District's state core foundation funding is then calculated. Any change in funding will be subject to a phase in percentage of 16.67 percent for fiscal year 2022 and 33.33 percent for fiscal year 2023.

The District approved the Guaranteed Maximum Price (GMP) proposal of \$24,773,754 for the construction of a 7-12 Middle and High School building on November 15, 2021. Additionally, the District approved the GMP approval of \$5,304,006 for the construction of a new Middle and High School auditorium on February 14, 2022. The District also approved a GMP approval of \$182,989 for wastewater treatment plant improvements on February 14, 2022.

REQUIRED SUPPLEMENTARY INFORMATION

**TUSCARAWAS VALLEY LOCAL SCHOOL DISTRICT
TUSCARAWAS COUNTY, OHIO**

SCHEDULES OF REQUIRED SUPPLEMENTARY INFORMATION

SCHEDULE OF THE DISTRICT'S PROPORTIONATE SHARE OF
THE NET PENSION LIABILITY
SCHOOL EMPLOYEES RETIREMENT SYSTEM (SERS) OF OHIO

LAST EIGHT FISCAL YEARS

	<u>2021</u>	<u>2020</u>	<u>2019</u>	<u>2018</u>
District's proportion of the net pension liability	0.04430150%	0.04691190%	0.04677230%	0.04804550%
District's proportionate share of the net pension liability	\$ 2,930,195	\$ 2,806,821	\$ 2,678,736	\$ 2,870,612
District's covered payroll	\$ 1,552,936	\$ 1,615,815	\$ 1,590,807	\$ 1,611,471
District's proportionate share of the net pension liability as a percentage of its covered payroll	188.69%	173.71%	168.39%	178.14%
Plan fiduciary net position as a percentage of the total pension liability	68.55%	70.85%	71.36%	69.50%

Note: Information prior to 2014 was unavailable. Schedule is intended to show information for 10 years. Additional years will be displayed as they become available.

Amounts presented for each fiscal year were determined as of the District's measurement date which is the prior year-end.

SEE ACCOMPANYING NOTES TO THE REQUIRED SUPPLEMENTARY INFORMATION

<u>2017</u>	<u>2016</u>	<u>2015</u>	<u>2014</u>
0.04763750%	0.04707090%	0.04883100%	0.04883100%
\$ 3,486,625	\$ 2,685,911	\$ 2,471,309	\$ 2,903,823
\$ 1,490,179	\$ 1,417,079	\$ 1,418,932	\$ 1,460,282
233.97%	189.54%	174.17%	198.85%
62.98%	69.16%	71.70%	65.52%

**TUSCARAWAS VALLEY LOCAL SCHOOL DISTRICT
TUSCARAWAS COUNTY, OHIO**

SCHEDULES OF REQUIRED SUPPLEMENTARY INFORMATION

SCHEDULE OF THE DISTRICT'S PROPORTIONATE SHARE OF
THE NET PENSION LIABILITY
STATE TEACHERS RETIREMENT SYSTEM (STRS) OF OHIO

LAST EIGHT FISCAL YEARS

	<u>2021</u>	<u>2020</u>	<u>2019</u>	<u>2018</u>
District's proportion of the net pension liability	0.05390464%	0.05327811%	0.05497675%	0.05515148%
District's proportionate share of the net pension liability	\$ 13,043,005	\$ 11,782,134	\$ 12,088,153	\$ 13,101,352
District's covered payroll	\$ 6,534,000	\$ 6,224,000	\$ 6,267,929	\$ 6,077,343
District's proportionate share of the net pension liability as a percentage of its covered payroll	199.62%	189.30%	192.86%	215.58%
Plan fiduciary net position as a percentage of the total pension liability	75.48%	77.40%	77.31%	75.30%

Note: Information prior to 2014 was unavailable. Schedule is intended to show information for 10 years. Additional years will be displayed as they become available.

Amounts presented for each fiscal year were determined as of the District's measurement date which is the prior year-end.

SEE ACCOMPANYING NOTES TO THE REQUIRED SUPPLEMENTARY INFORMATION

2017	2016	2015	2014
0.05621979%	0.05395098%	0.05300438%	0.05300438%
\$ 18,818,458	\$ 14,910,473	\$ 12,892,500	\$ 15,357,461
\$ 6,017,229	\$ 5,711,786	\$ 5,415,585	\$ 5,704,462
312.74%	261.05%	238.06%	269.22%
66.80%	72.10%	74.70%	69.30%

**TUSCARAWAS VALLEY LOCAL SCHOOL DISTRICT
TUSCARAWAS COUNTY, OHIO**

SCHEDULES OF REQUIRED SUPPLEMENTARY INFORMATION

SCHEDULE OF DISTRICT PENSION CONTRIBUTIONS
SCHOOL EMPLOYEES RETIREMENT SYSTEM (SERS) OF OHIO

	LAST TEN FISCAL YEARS			
	<u>2021</u>	<u>2020</u>	<u>2019</u>	<u>2018</u>
Contractually required contribution	\$ 227,048	\$ 217,411	\$ 218,135	\$ 214,759
Contributions in relation to the contractually required contribution	<u>(227,048)</u>	<u>(217,411)</u>	<u>(218,135)</u>	<u>(214,759)</u>
Contribution deficiency (excess)	<u>\$ -</u>	<u>\$ -</u>	<u>\$ -</u>	<u>\$ -</u>
District's covered payroll	\$ 1,621,771	\$ 1,552,936	\$ 1,615,815	\$ 1,590,807
Contributions as a percentage of covered payroll	14.00%	14.00%	13.50%	13.50%

SEE ACCOMPANYING NOTES TO THE REQUIRED SUPPLEMENTARY INFORMATION

<u>2017</u>	<u>2016</u>	<u>2015</u>	<u>2014</u>	<u>2013</u>	<u>2012</u>
\$ 225,606	\$ 208,625	\$ 186,771	\$ 196,664	\$ 202,103	\$ 223,161
<u>(225,606)</u>	<u>(208,625)</u>	<u>(186,771)</u>	<u>(196,664)</u>	<u>(202,103)</u>	<u>(223,161)</u>
<u>\$ -</u>	<u>\$ -</u>	<u>\$ -</u>	<u>\$ -</u>	<u>\$ -</u>	<u>\$ -</u>
\$ 1,611,471	\$ 1,490,179	\$ 1,417,079	\$ 1,418,932	\$ 1,460,282	\$ 1,659,190
14.00%	14.00%	13.18%	13.86%	13.84%	13.45%

**TUSCARAWAS VALLEY LOCAL SCHOOL DISTRICT
TUSCARAWAS COUNTY, OHIO**

SCHEDULES OF REQUIRED SUPPLEMENTARY INFORMATION

SCHEDULE OF DISTRICT PENSION CONTRIBUTIONS
STATE TEACHERS RETIREMENT SYSTEM (STRS) OF OHIO

	LAST TEN FISCAL YEARS			
	<u>2021</u>	<u>2020</u>	<u>2019</u>	<u>2018</u>
Contractually required contribution	\$ 959,854	\$ 914,760	\$ 871,360	\$ 877,510
Contributions in relation to the contractually required contribution	<u>(959,854)</u>	<u>(914,760)</u>	<u>(871,360)</u>	<u>(877,510)</u>
Contribution deficiency (excess)	<u>\$ -</u>	<u>\$ -</u>	<u>\$ -</u>	<u>\$ -</u>
District's covered payroll	\$ 6,856,100	\$ 6,534,000	\$ 6,224,000	\$ 6,267,929
Contributions as a percentage of covered payroll	14.00%	14.00%	14.00%	14.00%

SEE ACCOMPANYING NOTES TO THE REQUIRED SUPPLEMENTARY INFORMATION

<u>2017</u>	<u>2016</u>	<u>2015</u>	<u>2014</u>	<u>2013</u>	<u>2012</u>
\$ 850,828	\$ 842,412	\$ 799,650	\$ 704,026	\$ 741,580	\$ 718,176
<u>(850,828)</u>	<u>(842,412)</u>	<u>(799,650)</u>	<u>(704,026)</u>	<u>(741,580)</u>	<u>(718,176)</u>
<u>\$ -</u>	<u>\$ -</u>	<u>\$ -</u>	<u>\$ -</u>	<u>\$ -</u>	<u>\$ -</u>
\$ 6,077,343	\$ 6,017,229	\$ 5,711,786	\$ 5,415,585	\$ 5,704,462	\$ 5,524,431
14.00%	14.00%	14.00%	13.00%	13.00%	13.00%

**TUSCARAWAS VALLEY LOCAL SCHOOL DISTRICT
TUSCARAWAS COUNTY, OHIO**

SCHEDULES OF REQUIRED SUPPLEMENTARY INFORMATION

SCHEDULE OF THE DISTRICT'S PROPORTIONATE SHARE OF
THE NET OPEB LIABILITY
SCHOOL EMPLOYEES RETIREMENT SYSTEM (SERS) OF OHIO

LAST FIVE FISCAL YEARS

	<u>2021</u>	<u>2020</u>	<u>2019</u>	<u>2018</u>	<u>2017</u>
District's proportion of the net OPEB liability	0.04608720%	0.04805660%	0.04757540%	0.04874860%	0.04828713%
District's proportionate share of the net OPEB liability	\$ 1,001,626	\$ 1,208,522	\$ 1,319,870	\$ 1,308,284	\$ 1,376,362
District's covered payroll	\$ 1,552,936	\$ 1,615,815	\$ 1,590,807	\$ 1,611,471	\$ 1,490,179
District's proportionate share of the net OPEB liability as a percentage of its covered payroll	64.50%	74.79%	82.97%	81.19%	92.36%
Plan fiduciary net position as a percentage of the total OPEB liability	18.17%	15.57%	13.57%	12.46%	11.49%

Note: Information prior to 2017 was unavailable. Schedule is intended to show information for 10 years. Additional years will be displayed as they become available.

Amounts presented for each fiscal year were determined as of the District's measurement date which is the prior year-end.

SEE ACCOMPANYING NOTES TO THE REQUIRED SUPPLEMENTARY INFORMATION

**TUSCARAWAS VALLEY LOCAL SCHOOL DISTRICT
TUSCARAWAS COUNTY, OHIO**

SCHEDULES OF REQUIRED SUPPLEMENTARY INFORMATION

SCHEDULE OF THE DISTRICT'S PROPORTIONATE SHARE OF
THE NET OPEB LIABILITY/ASSET
STATE TEACHERS RETIREMENT SYSTEM (STRS) OF OHIO

LAST FIVE FISCAL YEARS

	<u>2021</u>	<u>2020</u>	<u>2019</u>	<u>2018</u>	<u>2017</u>
District's proportion of the net OPEB liability/asset	0.05390464%	0.05327811%	0.05497675%	0.05515148%	0.05621979%
District's proportionate share of the net OPEB liability/(asset)	\$ (947,374)	\$ (882,413)	\$ (883,420)	\$ 2,151,807	\$ 3,006,649
District's covered payroll	\$ 6,534,000	\$ 6,224,000	\$ 6,267,929	\$ 6,077,343	\$ 6,017,229
District's proportionate share of the net OPEB liability/asset as a percentage of its covered payroll	14.50%	14.18%	14.09%	35.41%	49.97%
Plan fiduciary net position as a percentage of the total OPEB liability/asset	182.10%	174.70%	176.00%	47.10%	37.30%

Note: Information prior to 2017 was unavailable. Schedule is intended to show information for 10 years. Additional years will be displayed as they become available.

Amounts presented for each fiscal year were determined as of the District's measurement date which is the prior year-end.

SEE ACCOMPANYING NOTES TO THE REQUIRED SUPPLEMENTARY INFORMATION

**TUSCARAWAS VALLEY LOCAL SCHOOL DISTRICT
TUSCARAWAS COUNTY, OHIO**

SCHEDULES OF REQUIRED SUPPLEMENTARY INFORMATION

SCHEDULE OF DISTRICT OPEB CONTRIBUTIONS
SCHOOL EMPLOYEES RETIREMENT SYSTEM (SERS) OF OHIO

	LAST TEN FISCAL YEARS			
	<u>2021</u>	<u>2020</u>	<u>2019</u>	<u>2018</u>
Contractually required contribution	\$ 30,706	\$ 30,154	\$ 37,323	\$ 34,211
Contributions in relation to the contractually required contribution	<u>(30,706)</u>	<u>(30,154)</u>	<u>(37,323)</u>	<u>(34,211)</u>
Contribution deficiency (excess)	<u>\$ -</u>	<u>\$ -</u>	<u>\$ -</u>	<u>\$ -</u>
District's covered payroll	\$ 1,621,771	\$ 1,552,936	\$ 1,615,815	\$ 1,590,807
Contributions as a percentage of covered payroll (1)	1.89%	1.94%	2.31%	2.15%

(1) Contributions as a percentage of covered payroll included the surcharge.

SEE ACCOMPANYING NOTES TO THE REQUIRED SUPPLEMENTARY INFORMATION

<u>2017</u>	<u>2016</u>	<u>2015</u>	<u>2014</u>	<u>2013</u>	<u>2012</u>
\$ 26,539	\$ 24,965	\$ 36,651	\$ 27,606	\$ 24,218	\$ 31,746
<u>(26,539)</u>	<u>(24,965)</u>	<u>(36,651)</u>	<u>(27,606)</u>	<u>(24,218)</u>	<u>(31,746)</u>
<u>\$ -</u>	<u>\$ -</u>	<u>\$ -</u>	<u>\$ -</u>	<u>\$ -</u>	<u>\$ -</u>
\$ 1,611,471	\$ 1,490,179	\$ 1,417,079	\$ 1,418,932	\$ 1,460,282	\$ 1,659,190
1.65%	1.68%	2.59%	1.95%	1.66%	1.91%

**TUSCARAWAS VALLEY LOCAL SCHOOL DISTRICT
TUSCARAWAS COUNTY, OHIO**

SCHEDULES OF REQUIRED SUPPLEMENTARY INFORMATION

SCHEDULE OF DISTRICT OPEB CONTRIBUTIONS
STATE TEACHERS RETIREMENT SYSTEM (STRS) OF OHIO

	LAST TEN FISCAL YEARS			
	<u>2021</u>	<u>2020</u>	<u>2019</u>	<u>2018</u>
Contractually required contribution	\$ -	\$ -	\$ -	\$ -
Contributions in relation to the contractually required contribution	<u>-</u>	<u>-</u>	<u>-</u>	<u>-</u>
Contribution deficiency (excess)	<u>\$ -</u>	<u>\$ -</u>	<u>\$ -</u>	<u>\$ -</u>
District's covered payroll	\$ 6,856,100	\$ 6,534,000	\$ 6,224,000	\$ 6,267,929
Contributions as a percentage of covered payroll	0.00%	0.00%	0.00%	0.00%

SEE ACCOMPANYING NOTES TO THE REQUIRED SUPPLEMENTARY INFORMATION

<u>2017</u>	<u>2016</u>	<u>2015</u>	<u>2014</u>	<u>2013</u>	<u>2012</u>
\$ -	\$ -	\$ -	\$ 55,492	\$ 57,045	\$ 55,244
-	-	-	(55,492)	(57,045)	(55,244)
<u>\$ -</u>	<u>\$ -</u>	<u>\$ -</u>	<u>\$ -</u>	<u>\$ -</u>	<u>\$ -</u>
\$ 6,077,343	\$ 6,017,229	\$ 5,711,786	\$ 5,415,585	\$ 5,704,462	\$ 5,524,431
0.00%	0.00%	0.00%	1.02%	1.00%	1.00%

**TUSCARAWAS VALLEY LOCAL SCHOOL DISTRICT
TUSCARAWAS COUNTY, OHIO**

NOTES TO THE REQUIRED SUPPLEMENTARY INFORMATION
FOR THE FISCAL YEAR ENDED JUNE 30, 2021

PENSION

SCHOOL EMPLOYEES RETIREMENT SYSTEM (SERS) OF OHIO

Changes in benefit terms: There were no changes in benefit terms from the amounts reported for fiscal years 2014-2017. For fiscal year 2018, SERS changed from a fixed 3% annual increase to a Cost of Living Adjustment (COLA) based on the changes in the Consumer Price Index (CPI-W), with a cap of 2.5% and a floor of 0%. There were no changes in benefit terms from the amounts previously reported for fiscal years 2019-2021.

Changes in assumptions: There were no changes in methods and assumptions used in the calculation of actuarial determined contributions for fiscal years 2014-2016. For fiscal year 2017, the following changes of assumptions affected the total pension liability since the prior measurement date: (a) the assumed rate of inflation was reduced from 3.25% to 3.00%, (b) payroll growth assumption was reduced from 4.00% to 3.50%, (c) assumed real wage growth was reduced from 0.75% to 0.50%, (d) rates of withdrawal, retirement and disability were updated to reflect recent experience, (e) mortality among active members was updated to RP-2014 Blue Collar Mortality Table with fully generational projection and a five year age set-back for both males and females, (f) mortality among service retired members and beneficiaries was updated to the following RP-2014 Blue Collar Mortality Table with fully generational projection with Scale BB, 120% of male rates and 110% of female rates, (g) mortality among disabled members was updated to RP-2000 Disabled Mortality Table, 90% for male rates and 100% for female rates, set back five years is used for the period after disability retirement and (h) the discount rate was reduced from 7.75% to 7.50%. There were no changes in methods and assumptions used in the calculation of actuarial determined contributions for fiscal years 2018-2021.

STATE TEACHERS RETIREMENT SYSTEM (STRS) OF OHIO

Changes in benefit terms: There were no changes in benefit terms from the amounts reported for fiscal years 2014-2017. For fiscal year 2018, STRS decreased the Cost of Living Adjustment (COLA) to zero. There were no changes in benefit terms from amounts previously reported for fiscal years 2019-2021.

Changes in assumptions: There were no changes in methods and assumptions used in the calculation of actuarial determined contributions for fiscal years 2014-2017. For fiscal year 2018, the following changes of assumption affected the total pension liability since the prior measurement date: (a) the long-term expected rate of return was reduced from 7.75% to 7.45%, (b) the inflation assumption was lowered from 2.75% to 2.50%, (c) the payroll growth assumption was lowered to 3.00%, (d) total salary increases rate was lowered by decreasing the merit component of the individual salary increases, in addition to a decrease of 0.25% due to lower inflation, (e) the healthy and disabled mortality assumptions were updated to the RP-2014 mortality tables with generational improvement scale MP-2016 and (f) rates of retirement, termination and disability were modified to better reflect anticipated future experience. There were no changes in methods and assumptions used in the calculation of actuarial determined contributions for fiscal years 2019-2021.

OTHER POSTEMPLOYMENT BENEFITS (OPEB)

SCHOOL EMPLOYEES RETIREMENT SYSTEM (SERS) OF OHIO

Changes in benefit terms: There were no changes in benefit terms from the amounts previously reported for fiscal years 2017-2021.

(Continued)

**TUSCARAWAS VALLEY LOCAL SCHOOL DISTRICT
TUSCARAWAS COUNTY, OHIO**

NOTES TO THE REQUIRED SUPPLEMENTARY INFORMATION (CONTINUED)
FOR THE FISCAL YEAR ENDED JUNE 30, 2021

OTHER POSTEMPLOYMENT BENEFITS (OPEB) (Continued)

Changes in assumptions: There were no changes in methods and assumptions used in the calculation of actuarial determined contributions for fiscal year 2017. For fiscal year 2018, the following changes of assumptions affected the total OPEB liability since the prior measurement date: (a) assumed rate of inflation was reduced from 3.25% to 3.00%, (b) payroll growth assumption was reduced from 4.00% to 3.50%, (c) assumed real wage growth was reduced from 0.75% to 0.50%, (d) rates of withdrawal, retirement, and disability were updated to reflect recent experience, (e) mortality among active members was updated to the following: RP-2014 Blue Collar Mortality Table with fully generational projection and a five-year age set-back for both males and females, (f) mortality among service retired members and beneficiaries was updated to the following: RP-2014 Blue Collar Mortality Table with fully generational projection with Scale BB, 120% of male rates, and 110% of female rates, (g) mortality among disabled members was updated to the following: RP-2000 Disabled Mortality Table, 90% for male rates and 100% for female rates, set back five years is used for the period after disability retirement, (h) the municipal bond index rate increased from 2.92% to 3.56% and (i) the single equivalent interest rate, net of plan investment expense, including price inflation increased from 2.98% to 3.63%. For fiscal year 2019, the following changes of assumptions affected the total OPEB liability since the prior measurement date: (a) the discount rate increased from 3.63% to 3.70%, (b) the health care cost trend rates for Medicare were changed from a range of 5.50%-5.00% to a range of 5.375%-4.75% and Pre-Medicare were changed from a range of 7.50%-5.00% to a range of 7.25%-4.75%, (c) the municipal bond index rate increased from 3.56% to 3.62% and (d) the single equivalent interest rate, net of plan investment expense, including price inflation increased from 3.63% to 3.70%. For fiscal year 2020, the following changes of assumptions affected the total OPEB liability since the prior measurement date: (a) the discount rate decreased from 3.70% to 3.22%, (b) the health care cost trend rates for Medicare were changed from a range of 5.375%-4.75% to a range of 5.25%-4.75% and Pre-Medicare were changed from a range of 7.25%-4.75% to a range of 7.00%-4.75%, (c) the municipal bond index rate decreased from 3.62% to 3.13% and (d) the single equivalent interest rate, net of plan investment expense, including price inflation decreased from 3.70% to 3.22%. For fiscal year 2021, the following changes of assumptions affected the total OPEB liability since the prior measurement date: (a) the discount rate decreased from 3.22% to 2.63% and (b) the municipal bond index rate decreased from 3.13% to 2.45%.

STATE TEACHERS RETIREMENT SYSTEM (STRS) OF OHIO

Changes in benefit terms: There were no changes in benefit terms from the amounts previously reported for fiscal year 2017. For fiscal year 2018, STRS reduced the subsidy multiplier for non-Medicare benefit recipients from 2.1% to 1.9% per year of service. Medicare Part B premium reimbursements were discontinued for certain survivors and beneficiaries and all remaining Medicare Part B premium reimbursements will be discontinued beginning January 2019. For fiscal year 2019, STRS increased the subsidy multiplier for non-Medicare benefit recipients from 1.9% to 1.944% per year of service effective January 1, 2019. The non-Medicare frozen subsidy base premium was increased January 1, 2019 and all remaining Medicare Part B premium reimbursements will be discontinued beginning January 1, 2020. For fiscal year 2020, STRS increased the subsidy percentage from 1.944% to 1.984% effective January 1, 2020. The Medicare subsidy percentages were adjusted effective January 1, 2021 to 2.1% for the Medicare plan. The Medicare Part B monthly reimbursement elimination date was postponed to January 1, 2021. For fiscal year 2021, the non-Medicare subsidy percentage was increased effective January 1, 2021 from 1.984% to 2.055% per year of service. The non-Medicare frozen subsidy base premium was increased effective January 1, 2021. The Medicare subsidy percentages were adjusted effective January 1, 2021 to 2.1% for the AMA Medicare plan. The Medicare Part B monthly reimbursement elimination date was postponed indefinitely.

Changes in assumptions: There were no changes in methods and assumptions used in the calculation of actuarial determined contributions for fiscal year 2017. For fiscal year 2018, the following changes of assumptions affected the total OPEB liability since the prior measurement date: (a) the discount rate was increased from 3.26% to 4.13% based on the methodology defined under GASB Statement No. 74, Financial Reporting for Postemployment Benefit Plans Other Than Pension Plans (OPEB), (b) the long term expected rate of return was reduced from 7.75% to 7.45%, (c) valuation year per capita health care costs were updated, and the salary scale was modified, (d) the percentage of future retirees electing each option was updated based on current data and the percentage of future disabled retirees and terminated vested participants electing health coverage were decreased and (e) the assumed mortality, disability, retirement, withdrawal and future health care cost trend rates were modified along with the portion of rebated prescription drug costs. For fiscal year 2019, the following changes of assumptions affected the total OPEB liability/asset since the prior measurement date: (a) the discount rate was increased from the blended rate of 4.13% to the long-term expected rate of return of 7.45% based on the methodology defined under GASB Statement No. 74, Financial Reporting for Postemployment Benefit Plans Other Than Pension Plans (OPEB) and (b) decrease in health care cost trend rates from 6.00%-11.00% initial; 4.50% ultimate down to Medical Pre-Medicare 6.00% and Medicare 5.00% initial; 4.00% ultimate and Prescription Drug Pre-Medicare 8.00% and Medicare (5.23%) initial; 4.00% ultimate. For fiscal year 2020, health care cost trend rates were changed to the following: medical pre-Medicare from 6.00% initial - 4.00% ultimate down to 5.87% initial - 4.00% ultimate; medical Medicare from 5.00% initial - 4.00% ultimate down to 4.93% initial - 4.00% ultimate; prescription drug pre-Medicare from 8.00% initial - 4.00% ultimate down to 7.73% initial - 4.00% ultimate and (5.23%) initial - 4.00% ultimate up to 9.62% initial - 4.00% ultimate. For fiscal year 2021, health care cost trend rates were changed to the following: medical pre-Medicare from 5.87% initial - 4.00% ultimate down to 5.00% initial - 4.00% ultimate; medical Medicare from 4.93% initial - 4.00% ultimate down to (6.69%) initial - 4.00% ultimate; prescription drug pre-Medicare from 7.73% initial - 4.00% ultimate down to 6.50% initial - 4.00% ultimate; prescription drug Medicare from 9.62% initial - 4.00% ultimate up to 11.87% initial - 4.00% ultimate.

This page intentionally left blank.

**TUSCARAWAS VALLEY LOCAL SCHOOL DISTRICT
TUSCARAWAS COUNTY**

**SCHEDULE OF EXPENDITURES OF FEDERAL AWARDS
FOR THE YEAR ENDED JUNE 30, 2021**

FEDERAL GRANTOR Pass Through Grantor Program / Cluster Title	Federal AL Number	Pass Through Entity Identifying Number	Total Federal Expenditures
<u>U.S. DEPARTMENT OF AGRICULTURE</u>			
<i>(Passed Through Ohio Department of Education)</i>			
Child Nutrition Cluster:			
Non-Cash Assistance (Food Program):			
National School Lunch Program (NSLP)	10.555	N/A	\$35,573
Cash Assistance:			
COVID-19 School Breakfast Program (SBP)	10.553	N/A	832
National School Lunch Program (NSLP)	10.555	N/A	206
COVID-19 National School Lunch Program (NSLP)	10.555	N/A	6,475
Summer Food Service Program for Children	10.559	N/A	580,970
COVID-19 Summer Food Service Program for Children	10.559	N/A	90,796
Total Child Nutrition Cluster			<u>714,852</u>
Total U.S. Department of Agriculture			<u>714,852</u>
<u>U.S. DEPARTMENT OF TREASURY</u>			
<i>(Passed Through Ohio Department of Education)</i>			
COVID-19 BroadbandOhio Connectivity	21.019	N/A	22,480
COVID-19 CRF-Rural & Small Town SD	21.019	N/A	74,642
			<u>97,122</u>
<i>(Passed Through Sandy Township)</i>			
COVID-19 Coronavirus Relief Fund	21.019	N/A	35,280
Total U.S. Department of Treasury			<u>132,402</u>
<u>U.S. DEPARTMENT OF EDUCATION</u>			
<i>(Passed Through Ohio Department of Education)</i>			
Title I Grants to Local Educational Agencies			
Title I Grants to Local Educational Agencies	84.010	S010A200035	179,256
Title I Expanding Opportunities for Each Child (EOEC)	84.010	S010A200035	3,820
Total Title I Grants to Local Educational Agencies			<u>183,076</u>
Special Education Cluster (IDEA):			
Special Education - Grants to States (IDEA, Part B)	84.027	H027A200111	262,625
Total Special Education Cluster (IDEA)			<u>262,625</u>
Twenty-First Century Community Learning Centers	84.287	S287C200035	159,526
Supporting Effective Instruction State Grants	84.367	S367A200034	33,187
Student Support and Academic Enrichment - Title IV-A	84.424	S424A200036	6,756
Education Stabilization Fund:			
COVID-19 ESSER I (Cares Act)	84.425D	S425D200035	15,905
COVID-19 ESSER II (Cares Act)	84.425D	S425D210035	595,335
Total Education Stabilization Fund			<u>611,240</u>
Total U.S. Department of Education			<u>1,256,410</u>
Total Expenditures of Federal Awards			<u>\$2,103,664</u>

The accompanying notes are an integral part of this Schedule.

**TUSCARAWAS VALLEY LOCAL SCHOOL DISTRICT
TUSCARAWAS COUNTY**

**NOTES TO THE SCHEDULE OF EXPENDITURES OF FEDERAL AWARDS
2 CFR 200.510(b)(6)
FOR THE YEAR ENDED JUNE 30, 2021**

NOTE A – BASIS OF PRESENTATION

The accompanying Schedule of Expenditures of Federal Awards (the Schedule) includes the federal award activity of Tuscarawas Valley Local School District (the District's) under programs of the federal government for the year ended June 30, 2021. The information on this Schedule is prepared in accordance with the requirements of Title 2 U.S. Code of Federal Regulations Part 200, *Uniform Administrative Requirements, Cost Principles, and Audit Requirements for Federal Awards* (Uniform Guidance). Because the Schedule presents only a selected portion of the operations of the District, it is not intended to and does not present the financial position, changes in net position, or cash flows of the District.

NOTE B – SUMMARY OF SIGNIFICANT ACCOUNTING POLICIES

Expenditures reported on the Schedule are reported on the cash basis of accounting. Such expenditures are recognized following the cost principles contained in Uniform Guidance wherein certain types of expenditures may or may not be allowable or may be limited as to reimbursement.

NOTE C – INDIRECT COST RATE

The District has elected not to use the 10-percent de minimis indirect cost rate as allowed under the Uniform Guidance.

NOTE D - CHILD NUTRITION CLUSTER

The District commingles cash receipts from the U.S. Department of Agriculture with similar State grants. When reporting expenditures on this Schedule, the District assumes it expends federal monies first.

NOTE E – FOOD DONATION PROGRAM

The District reports commodities consumed on the Schedule at the entitlement value. The District allocated donated food commodities to the respective program that benefitted from the use of those donated food commodities.

NOTE F - TRANSFERS BETWEEN PROGRAM YEARS

Federal regulations require schools to obligate certain federal awards by June 30. However, with ODE's consent, schools can transfer unobligated amounts to the subsequent fiscal year's program. The District transferred the following amounts from 2021 to 2022 programs:

<u>Program Title</u>	<u>AL Number</u>	<u>Amt. Transferred</u>
Title I Grants to Local Educational Agencies	84.010	\$1,060
Student Support and Academic Enrichment	84.424	\$8,479

OHIO AUDITOR OF STATE KEITH FABER



88 East Broad Street
Columbus, Ohio 43215
ContactUs@ohioauditor.gov
(800) 282-0370

INDEPENDENT AUDITOR'S REPORT ON INTERNAL CONTROL OVER FINANCIAL REPORTING AND ON COMPLIANCE AND OTHER MATTERS REQUIRED BY GOVERNMENT AUDITING STANDARDS

Tuscarawas Valley Local School District
Tuscarawas County
2637 Tuscarawas Valley Road NE
Zoarville, Ohio 44656

To the Board of Education:

We have audited, in accordance with auditing standards generally accepted in the United States and the Comptroller General of the United States' *Government Auditing Standards*, the financial statements of the governmental activities, each major fund, and the aggregate remaining fund information of the Tuscarawas Valley Local School District, Tuscarawas County, Ohio (the District), as of and for the year ended June 30, 2021, and the related notes to the financial statements, which collectively comprise the District's basic financial statements and have issued our report thereon dated August 18, 2022, wherein we noted the financial impact of COVID-19 and the continuing emergency measures which may impact subsequent periods of the District.

Internal Control Over Financial Reporting

As part of our financial statement audit, we considered the District's internal control over financial reporting (internal control) as a basis for designing audit procedures appropriate in the circumstances to the extent necessary to support our opinion on the financial statements, but not to the extent necessary to opine on the effectiveness of the District's internal control. Accordingly, we have not opined on it.

A *deficiency in internal control* exists when the design or operation of a control does not allow management or employees, when performing their assigned functions, to prevent, or detect and timely correct misstatements. A *material weakness* is a deficiency, or combination of internal control deficiencies resulting in a reasonable possibility that internal control will not prevent or detect and timely correct a material misstatement of the District's financial statements. A *significant deficiency* is a deficiency, or a combination of deficiencies, in internal control that is less severe than a material weakness, yet important enough to merit attention by those charged with governance.

Our consideration of internal control was for the limited purpose described in the first paragraph of this section and was not designed to identify all internal control deficiencies that might be material weaknesses or significant deficiencies. Given these limitations, we did not identify any deficiencies in internal control that we consider material weaknesses. However, unidentified material weaknesses may exist.

Compliance and Other Matters

As part of reasonably assuring whether the District's financial statements are free of material misstatement, we tested its compliance with certain provisions of laws, regulations, contracts, and grant agreements, noncompliance with which could directly and materially affect the financial statements. However, opining on compliance with those provisions was not an objective of our audit and accordingly, we do not express an opinion. The results of our tests disclosed no instances of noncompliance or other matters we must report under *Government Auditing Standards*.

Purpose of this Report

This report only describes the scope of our internal control and compliance testing and our testing results, and does not opine on the effectiveness of the District's internal control or on compliance. This report is an integral part of an audit performed under *Government Auditing Standards* in considering the District's internal control and compliance. Accordingly, this report is not suitable for any other purpose.



Keith Faber
Auditor of State
Columbus, Ohio

August 18, 2022

OHIO AUDITOR OF STATE KEITH FABER



88 East Broad Street
Columbus, Ohio 43215
ContactUs@ohioauditor.gov
(800) 282-0370

INDEPENDENT AUDITOR'S REPORT ON COMPLIANCE WITH REQUIREMENTS APPLICABLE TO THE MAJOR FEDERAL PROGRAM AND ON INTERNAL CONTROL OVER COMPLIANCE REQUIRED BY THE UNIFORM GUIDANCE

Tuscarawas Valley Local School District
Tuscarawas County
2637 Tuscarawas Valley Road NE
Zoarville, Ohio 44656

To the Board of Education:

Report on Compliance for the Major Federal Program

We have audited Tuscarawas Valley Local School District's, Tuscarawas County, Ohio (the District) compliance with the applicable requirements described in the U.S. Office of Management and Budget (OMB) *Compliance Supplement* that could directly and materially affect Tuscarawas Valley Local School District's major federal program for the year ended June 30, 2021. The *Summary of Auditor's Results* in the accompanying Schedule of Findings identifies the District's major federal program.

Management's Responsibility

The District's Management is responsible for complying with federal statutes, regulations, and the terms and conditions of its federal awards applicable to its federal program.

Auditor's Responsibility

Our responsibility is to opine on the District's compliance for the District's major federal program based on our audit of the applicable compliance requirements referred to above. Our compliance audit followed auditing standards generally accepted in the United States of America; the standards for financial audits included in the Comptroller General of the United States' *Government Auditing Standards*; and the audit requirements of Title 2 U.S. *Code of Federal Regulations* Part 200, *Uniform Administrative Requirements, Cost Principles, and Audit Requirements for Federal Awards* (Uniform Guidance). These standards and the Uniform Guidance require us to plan and perform the audit to reasonably assure whether noncompliance with the applicable compliance requirements referred to above that could directly and materially affect a major federal program occurred. An audit includes examining, on a test basis, evidence about the District's compliance with those requirements and performing such other procedures as we considered necessary in the circumstances.

We believe our audit provides a reasonable basis for our compliance opinion on the District's major program. However, our audit does not provide a legal determination of the District's compliance.

Opinion on the Major Federal Program

In our opinion, Tuscarawas Valley Local School District complied, in all material respects with the compliance requirements referred to above that could directly and materially affect its major federal program for the year ended June 30, 2021.

Report on Internal Control Over Compliance

The District's management is responsible for establishing and maintaining effective internal control over compliance with the applicable compliance requirements referred to above. In planning and performing our compliance audit, we considered the District's internal control over compliance with the applicable requirements that could directly and materially affect a major federal program, to determine our auditing procedures appropriate for opining on the major federal program's compliance and to test and report on internal control over compliance in accordance with the Uniform Guidance, but not to the extent needed to opine on the effectiveness of internal control over compliance. Accordingly, we have not opined on the effectiveness of the District's internal control over compliance.

A deficiency in internal control over compliance exists when the design or operation of a control over compliance does not allow management or employees, when performing their assigned functions, to prevent, or to timely detect and correct, noncompliance with a federal program's applicable compliance requirement. *A material weakness in internal control over compliance* is a deficiency, or combination of deficiencies, in internal control over compliance, such that there is a reasonable possibility that material noncompliance with a federal program compliance requirement will not be prevented, or timely detected and corrected. *A significant deficiency in internal control over compliance* is a deficiency, or a combination of deficiencies, in internal control over compliance with federal program's applicable compliance requirement that is less severe than a material weakness in internal control over compliance, yet important enough to merit attention by those charged with governance.

Our consideration of internal control over compliance was for the limited purpose described in the first paragraph of this section and would not necessarily identify all deficiencies in internal control over compliance that might be material weaknesses or significant deficiencies. We did not identify any deficiencies in internal control over compliance that we consider to be material weaknesses. However, material weaknesses may exist that have not been identified.

This report only describes the scope of our internal control over compliance tests and the results of this testing based on Uniform Guidance requirements. Accordingly, this report is not suitable for any other purpose.



Keith Faber
Auditor of State
Columbus, Ohio

August 18, 2022

**TUSCARAWAS VALLEY LOCAL SCHOOL DISTRICT
TUSCARAWAS COUNTY**

**SCHEDULE OF FINDINGS
2 CFR § 200.515
JUNE 30, 2021**

1. SUMMARY OF AUDITOR'S RESULTS

(d)(1)(i)	Type of Financial Statement Opinion	Unmodified
(d)(1)(ii)	Were there any material weaknesses in internal control reported at the financial statement level (GAGAS)?	No
(d)(1)(ii)	Were there any significant deficiencies in internal control reported at the financial statement level (GAGAS)?	No
(d)(1)(iii)	Was there any reported material noncompliance at the financial statement level (GAGAS)?	No
(d)(1)(iv)	Were there any material weaknesses in internal control reported for major federal programs?	No
(d)(1)(iv)	Were there any significant deficiencies in internal control reported for major federal programs?	No
(d)(1)(v)	Type of Major Programs' Compliance Opinion	Unmodified
(d)(1)(vi)	Are there any reportable findings under 2 CFR § 200.516(a)?	No
(d)(1)(vii)	Major Programs (list):	Education Stabilization Fund AL #84.425D
(d)(1)(viii)	Dollar Threshold: Type A/B Programs	Type A: > \$ 750,000 Type B: all others
(d)(1)(ix)	Low Risk Auditee under 2 CFR § 200.520?	Yes

**2. FINDINGS RELATED TO THE FINANCIAL STATEMENTS
REQUIRED TO BE REPORTED IN ACCORDANCE WITH GAGAS**

None.

3. FINDINGS FOR FEDERAL AWARDS

None.

OHIO AUDITOR OF STATE KEITH FABER



TUSCARAWAS VALLEY LOCAL SCHOOL DISTRICT

TUSCARAWAS COUNTY

AUDITOR OF STATE OF OHIO CERTIFICATION

This is a true and correct copy of the report, which is required to be filed pursuant to Section 117.26, Revised Code, and which is filed in the Office of the Ohio Auditor of State in Columbus, Ohio.



Certified for Release 9/1/2022

88 East Broad Street, Columbus, Ohio 43215
Phone: 614-466-4514 or 800-282-0370

This report is a matter of public record and is available online at
www.ohioauditor.gov