



OHIO AUDITOR OF STATE
KEITH FABER



**RAVENNA CITY SCHOOL DISTRICT
PORTAGE COUNTY
JUNE 30, 2021**

TABLE OF CONTENTS

TITLE	PAGE
Independent Auditor's Report	1
Prepared by Management:	
Management's Discussion and Analysis	5
Basic Financial Statements:	
Government-wide Financial Statements:	
Statement of Net Position	17
Statement of Activities.....	18
Fund Financial Statements:	
Balance Sheet	
Governmental Funds	19
Reconciliation of Total Governmental Fund Balances to Net Position of Governmental Activities	20
Statement of Revenues, Expenditures and Changes in Fund Balance Governmental Funds	21
Reconciliation of the Statement of Revenues, Expenditures and Changes in Fund Balances of Governmental Funds to the Statement of Activities.....	22
Statement of Revenues, Expenditures and Changes in Fund Balance - Budget and Actual (Non-GAAP Budgetary Basis) General Fund.....	23
Statement of Fiduciary Net Position Fiduciary Funds	24
Statement of Changes in Fiduciary Net Position Fiduciary Funds	25
Notes to the Basic Financial Statements	27

**RAVENNA CITY SCHOOL DISTRICT
PORTAGE COUNTY
JUNE 30, 2021**

**TABLE OF CONTENTS
(Continued)**

TITLE	PAGE
Required Supplementary Information:	
Schedule of the District's Proportionate Share of the Net Pension Liability	
School Employees Retirement System (SERS) of Ohio.....	70
State Teachers Retirement System (STRS) of Ohio	72
Schedule of District Pension Contributions	
School Employees Retirement System (SERS) of Ohio.....	74
State Teachers Retirement System (STRS) of Ohio	76
Schedule of the District's Proportionate Share of the Net OPEB Liability	
School Employees Retirement System (SERS) of Ohio.....	78
Schedule of the District's Proportionate Share of the Net OPEB Liability/Asset	
State Teachers Retirement System (STRS) of Ohio	80
Schedule of District OPEB Contributions	
School Employees Retirement System (SERS) of Ohio.....	82
State Teachers Retirement System (STRS) of Ohio	84
Notes to the Required Supplementary Information	86
Schedule of Expenditures of Federal Awards	89
Notes to the Schedule of Expenditures of Federal Awards.....	90
Independent Auditor's Report on Internal Control Over Financial Reporting and on Compliance and Other Matters Required by <i>Government Auditing Standards</i>	91
Independent Auditor's Report on Compliance with Requirements Applicable to Each Major Federal Program and on Internal Control Over Compliance Required by the Uniform Guidance.....	93
Schedule of Findings.....	95



INDEPENDENT AUDITOR'S REPORT

Ravenna City School District
Portage County
534 Summit Street
Ravenna, Ohio 44266

To the Board of Education:

Report on the Financial Statements

We have audited the accompanying financial statements of the governmental activities, the major fund, and the aggregate remaining fund information of the Ravenna City School District, Portage County, Ohio (the District), as of and for the year ended June 30, 2021, and the related notes to the financial statements, which collectively comprise the District's basic financial statements as listed in the table of contents.

Management's Responsibility for the Financial Statements

Management is responsible for preparing and fairly presenting these financial statements in accordance with accounting principles generally accepted in the United States of America; this includes designing, implementing, and maintaining internal control relevant to preparing and fairly presenting financial statements that are free from material misstatement, whether due to fraud or error.

Auditor's Responsibility

Our responsibility is to opine on these financial statements based on our audit. We audited in accordance with auditing standards generally accepted in the United States of America and the financial audit standards in the Comptroller General of the United States' *Government Auditing Standards*. Those standards require us to plan and perform the audit to reasonably assure the financial statements are free from material misstatement.

An audit requires obtaining evidence about financial statement amounts and disclosures. The procedures selected depend on our judgment, including assessing the risks of material financial statement misstatement, whether due to fraud or error. In assessing those risks, we consider internal control relevant to the District's preparation and fair presentation of the financial statements in order to design audit procedures that are appropriate in the circumstances, but not to the extent needed to opine on the effectiveness of the District's internal control. Accordingly, we express no such opinion. An audit also includes evaluating the appropriateness of management's accounting policies and the reasonableness of their significant accounting estimates, as well as our evaluation of the overall financial statement presentation.

We believe the audit evidence we obtained is sufficient and appropriate to support our audit opinions.

Opinion

In our opinion, the financial statements referred to above present fairly, in all material respects, the respective financial position of the governmental activities, the major fund, and the aggregate remaining fund information of the District, as of June 30, 2021, and the respective changes in financial position, and the budgetary comparison for the General Fund thereof for the year then ended in accordance with the accounting principles generally accepted in the United States of America.

Emphasis of Matter

As discussed in Note 22 to the financial statements, the financial impact of COVID-19 and the continuing emergency measures may impact subsequent periods of the District. We did not modify our opinion regarding this matter.

Other Matters

Required Supplementary Information

Accounting principles generally accepted in the United States of America require this presentation to include *management's discussion and analysis*, and schedules of net pension and other post-employment benefit liabilities and pension and other post-employment benefit contributions listed in the table of contents, to supplement the basic financial statements. Although this information is not part of the basic financial statements, the Governmental Accounting Standards Board considers it essential for placing the basic financial statements in an appropriate operational, economic, or historical context. We applied certain limited procedures to the required supplementary information in accordance with auditing standards generally accepted in the United States of America, consisting of inquiries of management about the methods of preparing the information and comparing the information for consistency with management's responses to our inquiries, to the basic financial statements, and other knowledge we obtained during our audit of the basic financial statements. We do not opine or provide any assurance on the information because the limited procedures do not provide us with sufficient evidence to opine or provide any other assurance.

Supplementary and Other Information

Our audit was conducted to opine on the District's basic financial statements taken as a whole.

The Schedule of Expenditures of Federal Awards presents additional analysis as required by Title 2 U.S. Code of Federal Regulations (CFR) Part 200, Uniform Administrative Requirements, Cost Principles, and Audit Requirements for Federal Awards and is not a required part of the financial statements.

The schedules are management's responsibility, and derives from and relates directly to the underlying accounting and other records used to prepare the basic financial statements. We subjected this information to the auditing procedures we applied to the basic financial statements. We also applied certain additional procedures, including comparing and reconciling this information directly to the underlying accounting and other records used to prepare the basic financial statements or to the basic financial statements themselves in accordance with auditing standards generally accepted in the United States of America. In our opinion, this information is fairly stated in all material respects in relation to the basic financial statements taken as a whole.

Other Reporting Required by Government Auditing Standards

In accordance with *Government Auditing Standards*, we have also issued our report dated May 10, 2022, on our consideration of the District's internal control over financial reporting and our tests of its compliance with certain provisions of laws, regulations, contracts and grant agreements and other matters. That report describes the scope of our internal control testing over financial reporting and compliance, and the results of that testing, and does not opine on internal control over financial reporting or on compliance. That report is an integral part of an audit performed in accordance with *Government Auditing Standards* in considering the District's internal control over financial reporting and compliance.



Keith Faber
Auditor of State
Columbus, Ohio

May 10, 2022

This page intentionally left blank.

**RAVENNA CITY SCHOOL DISTRICT
PORTAGE COUNTY, OHIO**

**MANAGEMENT'S DISCUSSION AND ANALYSIS
FOR THE FISCAL YEAR ENDED JUNE 30, 2021**

The discussion and analysis of the Ravenna City School District's (the "District") financial performance provides an overall review of the District's financial activities for the fiscal year ended June 30, 2021. The intent of this discussion and analysis is to look at the District's financial performance as a whole; readers should also review the basic financial statements and the notes to the basic financial statements to enhance their understanding of the District's financial performance.

Financial Highlights

Key financial highlights for fiscal year 2021 are as follows:

- In total, net position of governmental activities decreased \$1,513,041 from fiscal year 2020's net position.
- General revenues accounted for \$27,671,598 in revenue or 77.98% of all revenues. Program specific revenues in the form of charges for services and sales, grants and contributions accounted for \$7,815,741 or 22.02% of total revenues of \$35,487,339.
- The District had \$37,000,380 in expenses related to governmental activities; \$7,815,741 of these expenses was offset by program specific charges for services, grants or contributions. General revenues supporting governmental activities (primarily taxes and unrestricted grants and entitlements) of \$27,671,598 were inadequate to provide for these programs.
- The District's major governmental fund is the general fund. The general fund had \$28,433,881 in revenues and other financing sources and \$29,824,038 in expenditures and other financing uses. During fiscal year 2021, the general fund's fund balance decreased \$1,390,157 from a fund balance of \$2,546,827 to \$1,156,670.

Using the Basic Financial Statements (BFS)

This annual report consists of a series of financial statements and notes to those statements. These statements are organized so the reader can understand the District as a financial whole, an entire operating entity. The statements then proceed to provide an increasingly detailed look at specific financial activities.

The *statement of net position* and *statement of activities* provide information about the activities of the whole District, presenting both an aggregate view of the District's finances and a longer-term view of those finances. Fund financial statements provide the next level of detail. For governmental funds, these statements tell how services were financed in the short-term as well as what remains for future spending. The fund financial statements also look at the District's most significant funds with all other nonmajor funds presented in total in one column. In the case of the District, the general fund is by far the most significant fund, and the only governmental fund reported as a major fund.

Reporting the District as a Whole

Statement of Net Position and the Statement of Activities

While this document contains the large number of funds used by the District to provide programs and activities, the view of the District as a whole looks at all financial transactions and asks the question, "How did we do financially during 2021?" The statement of net position and the statement of activities answer this question. These statements include *all assets, deferred outflows, liabilities, deferred inflows, revenues and expenses* using the *accrual basis of accounting* similar to the accounting used by most private-sector companies. This basis of accounting will take into account all of the current year's revenues and expenses regardless of when cash is received or paid.

These two statements report the District's *net position* and changes in that position. This change in net position is important because it tells the reader that, for the District as a whole, the *financial position* of the District has improved or diminished. The causes of this change may be the result of many factors, some financial, some not. Non-financial factors include the District's property tax base, current property tax laws in Ohio restricting revenue growth, facility conditions, required educational programs and other factors.

In the statement of net position and the statement of activities, the governmental activities include the District's programs and services, including instruction, support services, operation and maintenance of plant, pupil transportation, extracurricular activities, and food service operations.

**RAVENNA CITY SCHOOL DISTRICT
PORTAGE COUNTY, OHIO**

MANAGEMENT'S DISCUSSION AND ANALYSIS
FOR THE FISCAL YEAR ENDED JUNE 30, 2021

Reporting the District's Most Significant Funds

Fund Financial Statements

Fund financial reports provide detailed information about the District's major funds. The District uses many funds to account for a multitude of financial transactions. However, these fund financial statements focus on the District's most significant funds. The District's major governmental fund is the general fund.

Governmental Funds

Most of the District's activities are reported in governmental funds, which focus on how money flows into and out of those funds and the balances left at year-end available for spending in future periods. These funds are reported using an accounting method called *modified accrual* accounting which measures cash and all other *financial assets* than can readily be converted to cash. The governmental fund financial statements provide a detailed *short-term* view of the District's general government operations and the basic services it provides. Governmental fund information helps you determine whether there are more or fewer financial resources that can be spent in the near future to finance educational programs. The relationship (or differences) between governmental *activities* (reported in the statement of net position and the statement of activities) and governmental *funds* is reconciled in the basic financial statements.

Reporting the District's Fiduciary Responsibilities

The District is the trustee, or fiduciary, for its scholarship programs. This activity is presented as a private-purpose trust fund. These activities are excluded from the District's other financial statements because the assets cannot be utilized by the District to finance its operations.

Notes to the Basic Financial Statements

The notes provide additional information that is essential to a full understanding of the data provided in the government-wide and fund financial statements.

Required Supplementary Information

In addition to the basic financial statements and accompanying notes, this report also presents certain required supplementary information concerning the District's net pension liability and net OPEB liability/asset.

**RAVENNA CITY SCHOOL DISTRICT
PORTAGE COUNTY, OHIO**

MANAGEMENT'S DISCUSSION AND ANALYSIS
FOR THE FISCAL YEAR ENDED JUNE 30, 2021

The District as a Whole

The statement of net position provides the perspective of the District as a whole. The table below provides a summary of the District's net position for fiscal years 2021 and 2020.

	<u>Net Position - Governmental Activities</u>	
	<u>2021</u>	<u>2020</u>
<u>Assets</u>		
Current and other assets	\$ 21,042,352	\$ 20,611,629
Capital assets, net	<u>34,132,142</u>	<u>35,222,527</u>
Total assets	<u>55,174,494</u>	<u>55,834,156</u>
<u>Deferred outflows of resources</u>		
Unamortized deferred charges	97,774	915,969
Pension	5,804,721	5,846,608
OPEB	<u>862,567</u>	<u>634,946</u>
Total deferred outflows	<u>6,765,062</u>	<u>7,397,523</u>
<u>Liabilities</u>		
Current liabilities	4,234,693	3,796,916
Long-term liabilities:		
Due within one year	1,577,312	1,601,514
Due in more than one year:		
Net pension liability	33,661,554	32,094,869
Net OPEB liability	2,688,747	3,278,260
Other amounts	<u>14,709,377</u>	<u>17,013,549</u>
Total liabilities	<u>56,871,683</u>	<u>57,785,108</u>
<u>Deferred inflows of resources</u>		
Property taxes	11,294,661	10,140,551
Unamortized deferred charges	256,823	-
Pension	1,381,002	2,261,846
OPEB	<u>3,914,786</u>	<u>3,310,532</u>
Total deferred inflows	<u>16,847,272</u>	<u>15,712,929</u>
<u>Net Position</u>		
Net investment in capital assets	20,310,787	20,090,458
Restricted	1,268,961	1,241,453
Unrestricted (deficit)	<u>(33,359,147)</u>	<u>(31,598,269)</u>
Total net position (deficit)	<u>\$ (11,779,399)</u>	<u>\$ (10,266,358)</u>

The net pension liability (NPL) is reported pursuant to GASB Statement 68, "Accounting and Financial Reporting for Pensions— an Amendment of GASB Statement 27" and the net OPEB liability/asset is reported pursuant to GASB Statement 75, "Accounting and Financial Reporting for Postemployment Benefits Other Than Pensions," which significantly revises accounting for costs and liabilities related to other postemployment benefits (OPEB). For reasons discussed below, many end users of this financial statement will gain a clearer understanding of the District's actual financial condition by adding deferred inflows related to pension and OPEB, the net pension liability and the net OPEB liability to the reported net position and the net OPEB asset and subtracting deferred outflows related to pension and OPEB.

**RAVENNA CITY SCHOOL DISTRICT
PORTAGE COUNTY, OHIO**

MANAGEMENT'S DISCUSSION AND ANALYSIS
FOR THE FISCAL YEAR ENDED JUNE 30, 2021

Governmental Accounting Standards Board standards are national and apply to all government financial reports prepared in accordance with generally accepted accounting principles. Prior accounting for pensions (GASB 27) and postemployment benefits (GASB 45) focused on a funding approach. This approach limited pension and OPEB costs to contributions annually required by law, which may or may not be sufficient to fully fund each plan's *net pension liability* or *net OPEB liability*. GASB 68 and GASB 75 take an earnings approach to pension and OPEB accounting; however, the nature of Ohio's statewide pension/OPEB plans and state law governing those systems requires additional explanation in order to properly understand the information presented in these statements.

GASB 68 and GASB 75 require the net pension liability and the net OPEB liability to equal the District's proportionate share of each plan's collective:

1. Present value of estimated future pension/OPEB benefits attributable to active and inactive employees' past service.
2. Minus plan assets available to pay these benefits.

GASB notes that pension and OPEB obligations, whether funded or unfunded, are part of the "employment exchange" – that is, the employee is trading his or her labor in exchange for wages, benefits, and the promise of a future pension and other postemployment benefits. GASB noted that the unfunded portion of this promise is a present obligation of the government, part of a bargained-for benefit to the employee and should accordingly be reported by the government as a liability since they received the benefit of the exchange. However, the District is not responsible for certain key factors affecting the balance of these liabilities. In Ohio, the employee shares the obligation of funding pension benefits with the employer. Both employer and employee contribution rates are capped by State statute. A change in these caps requires action of both Houses of the General Assembly and approval of the Governor. Benefit provisions are also determined by State statute. The Ohio Revised Code permits, but does not require, the retirement systems to provide healthcare to eligible benefit recipients. The retirement systems may allocate a portion of the employer contributions to provide for these OPEB benefits.

The employee enters the employment exchange with the knowledge that the employer's promise is limited not by contract but by law. The employer enters the exchange also knowing that there is a specific, legal limit to its contribution to the retirement system. In Ohio, there is no legal means to enforce the unfunded liability of the pension/OPEB plan *as against the public employer*. State law operates to mitigate/lessen the moral obligation of the public employer to the employee, because all parties enter the employment exchange with notice as to the law. The retirement system is responsible for the administration of the pension and OPEB plans.

Most long-term liabilities have set repayment schedules or, in the case of compensated absences (i.e. sick and vacation leave), are satisfied through paid time-off or termination payments. There is no repayment schedule for the net pension liability or the net OPEB liability. As explained above, changes in benefits, contribution rates, and return on investments affect the balance of these liabilities but are outside the control of the local government. In the event that contributions, investment returns, and other changes are insufficient to keep up with required payments, State statute does not assign/identify the responsible party for the unfunded portion. Due to the unique nature of how the net pension liability and the net OPEB liability are satisfied, these liabilities are separately identified within the long-term liability section of the statement of net position.

In accordance with GASB 68 and GASB 75, the District's statements prepared on an accrual basis of accounting include an annual pension expense and an annual OPEB expense for their proportionate share of each plan's *change* in net pension liability and net OPEB liability, respectively, not accounted for as deferred inflows/outflows.

As a result of implementing GASB 75, the District is reporting a net OPEB liability and deferred inflows/outflows of resources related to OPEB on the accrual basis of accounting.

**RAVENNA CITY SCHOOL DISTRICT
PORTAGE COUNTY, OHIO**

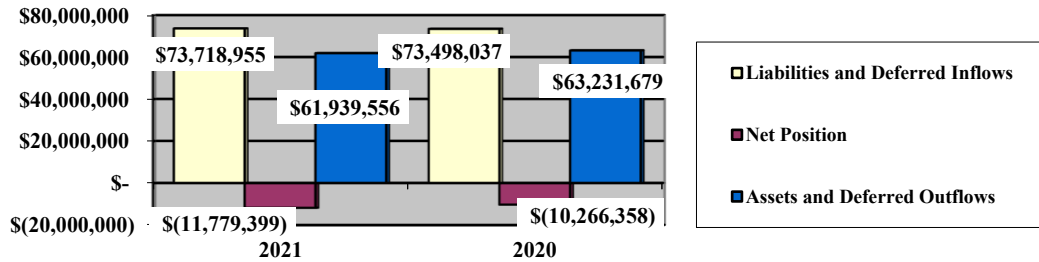
**MANAGEMENT'S DISCUSSION AND ANALYSIS
FOR THE FISCAL YEAR ENDED JUNE 30, 2021**

At year-end, capital assets represented 61.81% of total assets. Capital assets include land, land improvements, buildings and improvements, furniture and equipment and vehicles. The District's net investment in capital assets at June 30, 2021, was \$20,310,787. These capital assets are used to provide services to the students and are not available for future spending. Although the District's investment in capital assets is reported net of related debt, it should be noted that the resources to repay the debt must be provided from other sources, since capital assets may not be used to liquidate these liabilities.

A portion of the District's net position, \$1,268,961, represents resources that are subject to external restriction on how they may be used. The remaining balance of unrestricted net position is a deficit of \$33,359,147.

The graphs below show the District's governmental activities assets and deferred outflows, liabilities and deferred inflows, and net position at June 30, 2021 and June 30, 2020.

Governmental Activities



The table below shows the change in net position for fiscal years 2021 and 2020.

Change in Net Position

	Governmental Activities 2021	Governmental Activities 2020
Revenues		
Program revenues:		
Charges for services and sales	\$ 887,266	\$ 969,672
Operating grants and contributions	6,806,734	5,991,036
Capital grants and contributions	121,741	71,600
General revenues:		
Property taxes	11,943,558	12,914,047
Payments in lieu of taxes	934	25
Grants and entitlements	15,467,355	15,505,304
Investment earnings	11,792	21,883
Miscellaneous	247,959	53,637
Total revenues	35,487,339	35,527,204

- Continued

**RAVENNA CITY SCHOOL DISTRICT
PORTAGE COUNTY, OHIO**

MANAGEMENT'S DISCUSSION AND ANALYSIS
FOR THE FISCAL YEAR ENDED JUNE 30, 2021

	<u>Change in Net Position</u>	
	Governmental	Governmental
	Activities	Activities
	<u>2021</u>	<u>2020</u>
<u>Expenses</u>		
Program expenses:		
Instruction:		
Regular	\$ 9,653,105	\$ 10,142,661
Special	7,781,293	8,077,908
Vocational	272,567	264,928
Other	4,270,068	3,716,075
Support services:		
Pupil	2,580,334	2,387,642
Instructional staff	1,060,283	962,056
Board of education	266,370	107,852
Administration	2,072,497	2,294,423
Fiscal	723,710	730,362
Business	312,220	338,164
Operations and maintenance	3,063,357	2,942,653
Pupil transportation	1,342,525	1,511,504
Central	987,086	654,122
Operation of non-instructional services:		
Food service operations	1,125,616	1,271,166
Other non-instructional services	64,112	36,704
Extracurricular activities	938,010	1,389,771
Interest and fiscal charges	487,227	573,430
Total expenses	<u>37,000,380</u>	<u>37,401,421</u>
Change in net position	(1,513,041)	(1,874,217)
Net position (deficit) at beginning of year	<u>(10,266,358)</u>	<u>(8,392,141)</u>
Net position (deficit) at end of year	<u>\$ (11,779,399)</u>	<u>\$ (10,266,358)</u>

Governmental Activities

Net position of the District's governmental activities decreased \$1,513,041. Total governmental expenses of \$37,000,380 were offset by program revenues of \$7,815,741 and general revenues of \$27,671,598. Program revenues supported 21.12% of the total governmental expenses.

Expenses of the governmental activities decreased \$401,041 or 1.07%.

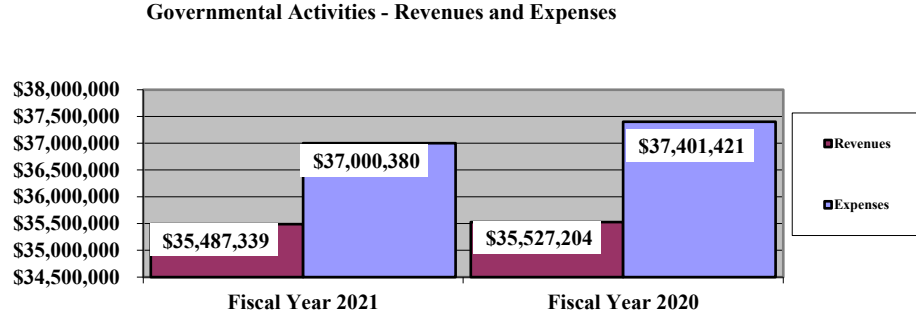
The primary sources of revenue for governmental activities are derived from property taxes and grants and entitlements. These revenue sources represent 77.24% of total governmental revenue.

The largest expense of the District is for instructional programs. Instruction expenses totaled \$21,977,033 or 59.40% of total governmental expenses for fiscal year 2021.

**RAVENNA CITY SCHOOL DISTRICT
PORTAGE COUNTY, OHIO**

MANAGEMENT'S DISCUSSION AND ANALYSIS
FOR THE FISCAL YEAR ENDED JUNE 30, 2021

The graph below presents the District's governmental activities revenue and expenses for fiscal years 2021 and 2020:



The statement of activities shows the cost of program services and the charges for services and grants offsetting those services. That is, it identifies the cost of these services supported by tax revenue and unrestricted State grants and entitlements. The table below shows, for governmental activities, the total cost of services and the net cost of services for fiscal years 2021 and 2020.

Governmental Activities

	Total Cost of Services <u>2021</u>	Net Cost of Services <u>2021</u>	Total Cost of Services <u>2020</u>	Net Cost of Services <u>2020</u>
Program expenses				
Instruction:				
Regular	\$ 9,653,105	\$ 8,333,352	\$ 10,142,661	\$ 9,529,784
Special	7,781,293	4,129,708	8,077,908	4,333,857
Vocational	272,567	120,990	264,928	113,157
Other	4,270,068	4,270,068	3,716,075	3,716,075
Support services:				
Pupil	2,580,334	1,728,664	2,387,642	1,798,329
Instructional staff	1,060,283	951,369	962,056	940,794
Board of education	266,370	266,370	107,852	107,852
Administration	2,072,497	2,072,497	2,294,423	2,294,423
Fiscal	723,710	723,710	730,362	730,362
Business	312,220	312,220	338,164	338,164
Operations and maintenance	3,063,357	2,743,963	2,942,653	2,730,640
Pupil transportation	1,342,525	1,176,093	1,511,504	1,398,464
Central	987,086	890,065	654,122	559,323
Operations of non-instructional services:				
Other non-instructional services	64,112	19,754	36,704	32,916
Food service operations	1,125,616	95,147	1,271,166	(16,999)
Extracurricular activities	938,010	863,442	1,389,771	1,188,542
Interest and fiscal charges	487,227	487,227	573,430	573,430
Total expenses	<u>\$ 37,000,380</u>	<u>\$ 29,184,639</u>	<u>\$ 37,401,421</u>	<u>\$ 30,369,113</u>

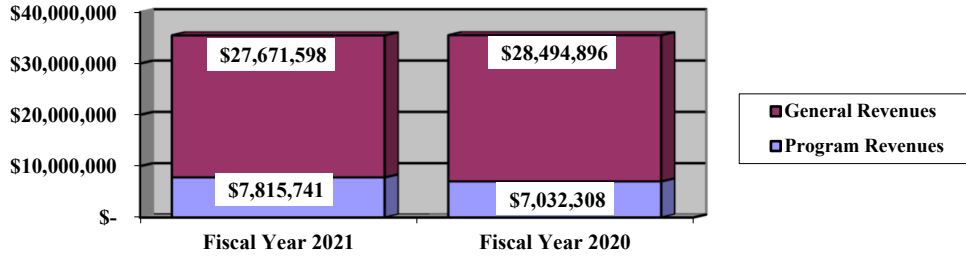
The dependence upon tax and other general revenues for governmental activities is apparent; as 76.69% of instruction activities are supported through taxes and other general revenues. For all governmental activities, general revenue support is 78.88%. The District's taxpayers and unrestricted grants and entitlements from the State of Ohio, as a whole, are by far the primary support for District's students.

**RAVENNA CITY SCHOOL DISTRICT
PORTAGE COUNTY, OHIO**

MANAGEMENT'S DISCUSSION AND ANALYSIS
FOR THE FISCAL YEAR ENDED JUNE 30, 2021

The graph below presents the District's governmental activities revenue for fiscal years 2021 and 2020.

Governmental Activities - General and Program Revenues



The District's Funds

The District's governmental funds reported a combined fund balance of \$2,933,913, which is less than last year's total of \$4,245,633. The schedule below indicates the fund balance and the total change in fund balance as of June 30, 2021 and 2020.

	Fund Balance <u>June 30, 2021</u>	Fund Balance <u>June 30, 2020</u>	<u>Change</u>	<u>Percentage Change</u>
General	\$ 1,156,670	\$ 2,546,827	\$ (1,390,157)	(54.58) %
Other Governmental	<u>1,777,243</u>	<u>1,698,806</u>	<u>78,437</u>	4.62 %
Total	<u>\$ 2,933,913</u>	<u>\$ 4,245,633</u>	<u>\$ (1,311,720)</u>	(30.90) %

**RAVENNA CITY SCHOOL DISTRICT
PORTAGE COUNTY, OHIO**

MANAGEMENT'S DISCUSSION AND ANALYSIS
FOR THE FISCAL YEAR ENDED JUNE 30, 2021

General Fund

The District's general fund balance decreased \$1,390,157 from a fund balance of \$2,546,827 to a fund balance of \$1,156,670.

The table that follows assists in illustrating the financial activities and fund balance of the general fund.

	2021 <u>Amount</u>	2020 <u>Amount</u>	<u>Change</u>	Percentage <u>Change</u>
<u>Revenues</u>				
Taxes	\$ 9,790,344	\$ 10,591,700	\$ (801,356)	(7.57) %
Payment in lieu of taxes	934	25	909	3,636.00 %
Tuition	614,639	567,392	47,247	8.33 %
Earnings on investments	10,544	14,540	(3,996)	(27.48) %
Intergovernmental	17,577,526	17,679,079	(101,553)	(0.57) %
Other revenues	<u>285,711</u>	<u>320,065</u>	<u>(34,354)</u>	(10.73) %
Total	<u>\$ 28,279,698</u>	<u>\$ 29,172,801</u>	<u>\$ (893,103)</u>	(3.06) %
<u>Expenditures</u>				
Instruction	\$ 18,767,847	\$ 19,107,838	\$ (339,991)	(1.78) %
Support services	10,181,931	9,884,653	297,278	3.01 %
Non-instructional services	-	13,541	(13,541)	(100.00) %
Extracurricular activities	605,077	600,620	4,457	0.74 %
Debt service	<u>-</u>	<u>87,395</u>	<u>(87,395)</u>	(100.00) %
Total	<u>\$ 29,554,855</u>	<u>\$ 29,694,047</u>	<u>\$ (139,192)</u>	(0.47) %

Revenues of the general fund decreased \$893,103 or 3.06% from fiscal year 2020. Property taxes decreased \$801,356 or 7.57% primarily due to a fluctuation in the amount of taxes available as an advance to the District at June 30, 2021 and June 30, 2020. Intergovernmental revenue decreased \$101,553 or 0.57% due primarily to a decrease in state revenues. Tuition revenue increased \$47,247 or 8.33% due to an increase in foundation revenues. All other revenues were consistent with the prior fiscal year.

Expenditures of the general fund decreased \$139,192 or 0.47%. Instructional service expenditures decreased by \$339,991 or 1.78% primarily due to a large decrease in regular services in fiscal year 2021. Support service expenditures increased by \$297,278 or 3.01% due to increases in board of education, operations and maintenance, and pupil transportation activity in fiscal year 2021. Debt service expenditures decreased by \$87,395 or 100% due to the District paying off one of its capital leases in fiscal year 2020. All other expenditures were consistent with the prior year.

General Fund Budgeting Highlights

The District's budget is prepared according to Ohio law and is based on accounting for certain transactions on a basis of cash receipts, disbursements and encumbrances. The most significant budgeted fund is the general fund.

For the general fund, original budgeted revenues and other financing sources amounted to \$27,994,760 and were increased to \$30,349,289 for the final budget and other financing sources. Actual revenues and other financing sources for fiscal year 2021 were \$29,862,580. This represents a \$486,709 decrease from final budgeted revenues.

General fund original appropriations (appropriated expenditures including other financing uses when applicable) of \$27,521,126 was increased to \$30,960,411 for the final budget. The actual budget basis expenditures and other financing uses for fiscal year 2021 totaled \$30,426,450, which was \$533,961 less than the final budget appropriations.

**RAVENNA CITY SCHOOL DISTRICT
PORTAGE COUNTY, OHIO**

MANAGEMENT'S DISCUSSION AND ANALYSIS
FOR THE FISCAL YEAR ENDED JUNE 30, 2021

Capital Assets and Debt Administration

Capital Assets

At the end of fiscal year 2021, the District had \$34,132,142 invested in land, land improvements, buildings and improvements, furniture and equipment and vehicles. This entire amount is reported in governmental activities.

The following table shows June 30, 2021 balances compared to June 30, 2020:

**Capital Assets at June 30
(Net of Depreciation)**

	Governmental Activities	
	2021	2020
Land	\$ 74,984	\$ 74,984
Land improvements	1,418,229	1,602,329
Buildings and improvements	31,542,409	32,448,426
Furniture and equipment	441,357	582,871
Vehicles	655,163	513,917
Total	\$ 34,132,142	\$ 35,222,527

Total additions to capital assets for 2021 were \$248,991. Disposals to capital assets for 2021 were \$10,090 (net of accumulated depreciation). Depreciation expense for fiscal 2021 was \$1,329,286. Overall, capital assets of the District decreased \$1,090,385.

See Note 9 to the basic financial statements for additional information on the District's capital assets.

Debt Administration

At June 30, 2021, the District had \$14,373,654 in general obligation bonds, tax anticipation notes, direct borrowing lease purchase agreements, loan agreements, and capital lease obligations outstanding. Of the outstanding obligations total, \$1,496,310 is due within one year and \$12,877,344 is due within greater than one year.

The following table summarizes the bonds, notes and capital lease obligations outstanding.

Outstanding Debt, at Year End

	Governmental Activities	Governmental Activities
	2021	2020
General obligation bonds	\$ 11,747,819	\$ 13,404,846
Tax anticipation note	570,000	840,000
Lease purchase agreement - direct borrowing	1,540,833	1,626,833
Loan agreement - direct borrowing	111,002	221,002
Capital lease obligations	404,000	663,000
Total	\$ 14,373,654	\$ 16,755,681

See Note 11 to the basic financial statements for additional information on the District's debt administration.

**RAVENNA CITY SCHOOL DISTRICT
PORTAGE COUNTY, OHIO**

**MANAGEMENT'S DISCUSSION AND ANALYSIS
FOR THE FISCAL YEAR ENDED JUNE 30, 2021**

Current Financial Related Activities

Local property taxes have remained consistent for the District and we are starting to see overall property values rises with the most recent re-evaluations taking place in Portage County. This is a reflection of the trends both locally and at the State level. The District will see minimal increases from the property value increase due to not being on the 20-mill floor and the growth restrictions for school district property taxes still in place from the passage of HB 920 in 1976.

Enrollment has been declining over the previous fiscal years. The District is currently projecting enrollment to continue to decline slightly with the hopes that we are starting to find the bottom of this trend. The District continues to be hurt by current open enrollment standards and students attending STEM and charter schools. The administration continues to strive to right size the District, balancing revenue, expenditures and student needs.

The District was able to move permanent improvement (P/I) expenditures to the new P/I levy that was passed in 2017. This has helped alleviate the burden on the General Fund. On November 2, 2021, the District's voters renewed the permanent improvement levy for an additional five years, beginning with collections in 2023.

The District will continue to look at all possible options to help alleviate the upcoming financial challenges and pursue alternative funding sources to supplement the Districts operating budget. These strategies will give the District the ability to improve and stabilize the current financial position. Ultimately our goal, as we navigate these financial difficulties, is to continue to improve student academic performance and provide a safe and productive atmosphere for our students and staff.

Contacting the District's Financial Management

This financial report is designed to provide our citizens, taxpayers, and investors and creditors with a general overview of the District's finances and to show the District's accountability for the money it receives. If you have questions about this report or need additional financial information Candi Lukat, Treasurer, Ravenna City School District, 507 East Main Street, Ravenna, Ohio 44266.

THIS PAGE IS INTENTIONALLY LEFT BLANK

**RAVENNA CITY SCHOOL DISTRICT
PORTAGE COUNTY, OHIO**

STATEMENT OF NET POSITION
JUNE 30, 2021

	Governmental Activities
Assets:	
Equity in pooled cash and investments	\$ 5,311,925
Receivables:	
Property taxes	13,416,488
Accounts	32,804
Intergovernmental	330,780
Prepayments	32,753
Materials and supplies inventory	28,136
Inventory held for resale	12,363
Net OPEB asset	1,877,103
Capital assets:	
Nondepreciable capital assets	74,984
Depreciable capital assets, net	34,057,158
Capital assets, net	34,132,142
Total assets	55,174,494
Deferred outflows of resources:	
Unamortized deferred charges on debt refunding	97,774
Pension	5,804,721
OPEB	862,567
Total deferred outflows of resources	6,765,062
Liabilities:	
Accounts payable	47,493
Accrued wages and benefits payable	3,512,803
Intergovernmental payable	65,176
Pension and postemployment benefits payable	498,030
Accrued interest payable	111,191
Long-term liabilities:	
Due within one year	1,577,312
Due in more than one year:	
Net pension liability	33,661,554
Net OPEB liability	2,688,747
Other amounts due in more than one year	14,709,377
Total liabilities	56,871,683
Deferred inflows of resources:	
Property taxes levied for the next fiscal year	11,294,661
Unamortized deferred charges on debt refunding	256,823
Pension	1,381,002
OPEB	3,914,786
Total deferred inflows of resources	16,847,272
Net position:	
Net investment in capital assets	20,310,787
Restricted for:	
Capital projects	599,495
Classroom facilities maintenance	242,705
State funded programs	233,992
Federally funded programs	4,017
Extracurricular	134,648
Other purposes	54,104
Unrestricted (deficit)	(33,359,147)
Total net position (deficit)	\$ (11,779,399)

SEE ACCOMPANYING NOTES TO THE BASIC FINANCIAL STATEMENTS

**RAVENNA CITY SCHOOL DISTRICT
PORTAGE COUNTY, OHIO**

STATEMENT OF ACTIVITIES
FOR THE FISCAL YEAR ENDED JUNE 30, 2021

		Program Revenues			Net (Expense) Revenue and Changes in Net Position
	Expenses	Charges for Services and Sales	Operating Grants and Contributions	Capital Grants and Contributions	Governmental Activities
Governmental activities:					
Instruction:					
Regular	\$ 9,653,105	\$ 523,098	\$ 796,655	\$ -	\$ (8,333,352)
Special	7,781,293	91,541	3,560,044	-	(4,129,708)
Vocational	272,567	-	151,577	-	(120,990)
Other	4,270,068	-	-	-	(4,270,068)
Support services:					
Pupil	2,580,334	-	851,670	-	(1,728,664)
Instructional staff	1,060,283	-	108,914	-	(951,369)
Board of education	266,370	-	-	-	(266,370)
Administration	2,072,497	-	-	-	(2,072,497)
Fiscal	723,710	-	-	-	(723,710)
Business	312,220	-	-	-	(312,220)
Operations and maintenance	3,063,357	169,857	149,537	-	(2,743,963)
Pupil transportation	1,342,525	-	115,441	50,991	(1,176,093)
Central	987,086	-	26,271	70,750	(890,065)
Operation of non-instructional services:					
Food service operations	1,125,616	32,025	998,444	-	(95,147)
Other non-instructional services	64,112	-	44,358	-	(19,754)
Extracurricular activities	938,010	70,745	3,823	-	(863,442)
Interest and fiscal charges	487,227	-	-	-	(487,227)
Totals	\$ 37,000,380	\$ 887,266	\$ 6,806,734	\$ 121,741	(29,184,639)
General revenues:					
Property taxes levied for:					
General purposes					
Debt service					
Capital outlay					
Classroom facilities maintenance					
Payments in lieu of taxes					
Grants and entitlements not restricted to specific programs					
Investment earnings					
Gain on sale of assets					
Miscellaneous					
Total general revenues					
					9,819,197
					887,144
					1,104,638
					132,579
					934
					15,467,355
					11,792
					154,183
					93,776
					27,671,598
Change in net position					(1,513,041)
Net position (deficit) at beginning of year					(10,266,358)
Net position (deficit) at end of year					\$ (11,779,399)

SEE ACCOMPANYING NOTES TO THE BASIC FINANCIAL STATEMENTS

**RAVENNA CITY SCHOOL DISTRICT
PORTAGE COUNTY, OHIO**

BALANCE SHEET
GOVERNMENTAL FUNDS
JUNE 30, 2021

	<u>General</u>	<u>Nonmajor Governmental Funds</u>	<u>Total Governmental Funds</u>
Assets:			
Equity in pooled cash and investments	\$ 3,561,658	\$ 1,750,267	\$ 5,311,925
Receivables:			
Property taxes	11,021,282	2,395,206	13,416,488
Accounts	32,804	-	32,804
Intergovernmental	24,261	306,519	330,780
Prepayments	32,073	680	32,753
Materials and supplies inventory	28,136	-	28,136
Inventory held for resale	-	12,363	12,363
Due from other funds	9,803	-	9,803
Total assets	<u>\$ 14,710,017</u>	<u>\$ 4,465,035</u>	<u>\$ 19,175,052</u>
Liabilities:			
Accounts payable	\$ 47,467	\$ 26	\$ 47,493
Accrued wages and benefits payable	3,109,409	403,394	3,512,803
Compensated absences payable	14,142	-	14,142
Intergovernmental payable	60,688	4,488	65,176
Pension and postemployment benefits payable	448,513	49,517	498,030
Due to other funds	-	9,803	9,803
Total liabilities	<u>3,680,219</u>	<u>467,228</u>	<u>4,147,447</u>
Deferred inflows of resources:			
Property taxes levied for the next fiscal year	9,311,332	1,983,329	11,294,661
Delinquent property tax revenue not available	561,796	121,025	682,821
Intergovernmental revenue not available	-	116,210	116,210
Total deferred inflows of resources	<u>9,873,128</u>	<u>2,220,564</u>	<u>12,093,692</u>
Fund balances:			
Nonspendable:			
Materials and supplies inventory	28,136	-	28,136
Prepays	32,073	680	32,753
Unclaimed monies	10,546	-	10,546
Restricted:			
Debt service	-	580,766	580,766
Capital improvements	-	530,706	530,706
Classroom facilities maintenance	-	242,705	242,705
Food service operations	-	23,064	23,064
State funded programs	-	233,992	233,992
Federally funded programs	-	3,216	3,216
Extracurricular	-	134,620	134,620
Other purposes	-	43,558	43,558
Committed:			
Capital improvements	-	226,134	226,134
Assigned:			
Student instruction	53,476	-	53,476
Student and staff support	324,522	-	324,522
Subsequent year's appropriations	17,468	-	17,468
Unassigned (deficit)	<u>690,449</u>	<u>(242,198)</u>	<u>448,251</u>
Total fund balances	<u>1,156,670</u>	<u>1,777,243</u>	<u>2,933,913</u>
Total liabilities, deferred inflows and fund balances	<u>\$ 14,710,017</u>	<u>\$ 4,465,035</u>	<u>\$ 19,175,052</u>

SEE ACCOMPANYING NOTES TO THE BASIC FINANCIAL STATEMENTS

**RAVENNA CITY SCHOOL DISTRICT
PORTAGE COUNTY, OHIO**

RECONCILIATION OF TOTAL GOVERNMENTAL FUND BALANCES TO
NET POSITION OF GOVERNMENTAL ACTIVITIES
JUNE 30, 2021

Total governmental fund balances		\$	2,933,913
<i>Amounts reported for governmental activities on the statement of net position are different because:</i>			
Capital assets used in governmental activities are not financial resources and therefore are not reported in the funds.			34,132,142
Other long-term assets are not available to pay for current-period expenditures and therefore are deferred inflows in the funds.			
Property taxes receivable	\$	682,821	
Intergovernmental receivable		116,210	
Total		116,210	799,031
Unamortized premiums on bonds issued are not recognized in the funds.			(403,989)
Unamortized amounts on refundings are not recognized in the funds.			(159,049)
Accrued interest payable is not due and payable in the current period and therefore is not reported in the funds.			(111,191)
The net pension/OPEB assets & liabilities are not due and payable in the current period; therefore, the assets, liabilities and related deferred inflows/outflows are not reported in governmental funds.			
Deferred outflows - pension		5,804,721	
Deferred inflows - pension		(1,381,002)	
Net pension liability		(33,661,554)	
Deferred outflows - OPEB		862,567	
Deferred inflows - OPEB		(3,914,786)	
Net OPEB asset		1,877,103	
Net OPEB liability		(2,688,747)	
Total		(2,688,747)	(33,101,698)
Long-term liabilities, including bonds, notes, a loan, and capital leases payable, are not due and payable in the current period and therefore are not reported in the funds.			
General obligation bonds		(11,343,830)	
Capital lease obligation		(404,000)	
Tax anticipation notes		(570,000)	
Loan agreement		(111,002)	
Lease purchase agreement		(1,540,833)	
Compensated absences		(1,898,893)	
Total		(15,868,558)	(15,868,558)
Net position (deficit) of governmental activities		\$	(11,779,399)

SEE ACCOMPANYING NOTES TO THE BASIC FINANCIAL STATEMENTS

**RAVENNA CITY SCHOOL DISTRICT
PORTAGE COUNTY, OHIO**

STATEMENT OF REVENUES, EXPENDITURES AND CHANGES IN FUND BALANCES
GOVERNMENTAL FUNDS
FOR THE FISCAL YEAR ENDED JUNE 30, 2021

	<u>General</u>	<u>Nonmajor Governmental Funds</u>	<u>Total Governmental Funds</u>
Revenues:			
Property taxes	\$ 9,790,344	\$ 2,119,110	\$ 11,909,454
Intergovernmental	17,577,526	4,716,518	22,294,044
Earnings on investments	10,544	1,248	11,792
Tuition and fees	614,639	-	614,639
Extracurricular	12,118	45,475	57,593
Rental income	169,825	3,160	172,985
Charges for services	-	32,057	32,057
Contributions and donations	15,943	97,586	113,529
Payment in lieu of taxes	934	-	934
Miscellaneous	87,825	787	88,612
Total revenues	<u>28,279,698</u>	<u>7,015,941</u>	<u>35,295,639</u>
Expenditures:			
Current:			
Instruction:			
Regular	8,017,467	789,498	8,806,965
Special	6,217,657	1,437,824	7,655,481
Vocational	264,303	-	264,303
Other	4,268,420	-	4,268,420
Support services:			
Pupil	1,767,880	723,436	2,491,316
Instructional staff	889,554	140,318	1,029,872
Board of education	259,214	-	259,214
Administration	1,985,051	-	1,985,051
Fiscal	647,246	46,651	693,897
Business	288,036	-	288,036
Operations and maintenance	2,489,494	449,467	2,938,961
Pupil transportation	1,274,464	170,493	1,444,957
Central	580,992	362,098	943,090
Operation of non-instructional services:			
Food service operations	-	1,071,044	1,071,044
Other non-instructional services	-	44,832	44,832
Extracurricular activities	605,077	103,784	708,861
Facilities acquisition and construction	-	1,170	1,170
Debt service:			
Principal retirement	-	1,481,188	1,481,188
Interest and fiscal charges	-	304,336	304,336
Bond issuance costs	-	104,750	104,750
Accreted interest on capital appreciation bonds	-	81,806	81,806
Total expenditures	<u>29,554,855</u>	<u>7,312,695</u>	<u>36,867,550</u>
Excess of expenditures over revenues	<u>(1,275,157)</u>	<u>(296,754)</u>	<u>(1,571,911)</u>
Other financing sources (uses):			
Premium on bonds	-	247,627	247,627
Issuance of bonds	-	9,523,000	9,523,000
Sale of capital assets	154,183	-	154,183
Transfers in	-	830,452	830,452
Transfers (out)	(269,183)	(561,269)	(830,452)
Payment to refunding bond escrow agent	-	(9,664,619)	(9,664,619)
Total other financing sources (uses)	<u>(115,000)</u>	<u>375,191</u>	<u>260,191</u>
Net change in fund balances	(1,390,157)	78,437	(1,311,720)
Fund balances at beginning of year	<u>2,546,827</u>	<u>1,698,806</u>	<u>4,245,633</u>
Fund balances at end of year	<u>\$ 1,156,670</u>	<u>\$ 1,777,243</u>	<u>\$ 2,933,913</u>

SEE ACCOMPANYING NOTES TO THE BASIC FINANCIAL STATEMENTS

**RAVENNA CITY SCHOOL DISTRICT
PORTAGE COUNTY, OHIO**

RECONCILIATION OF THE STATEMENT OF REVENUES, EXPENDITURES
AND CHANGES IN FUND BALANCES OF GOVERNMENTAL FUNDS
TO THE STATEMENT OF ACTIVITIES
FOR THE FISCAL YEAR ENDED JUNE 30, 2021

Net change in fund balances - total governmental funds	\$	(1,311,720)
<i>Amounts reported for governmental activities in the statement of activities are different because:</i>		
Governmental funds report capital outlays as expenditures. However, in the statement of activities, the cost of those assets is allocated over their estimated useful lives as depreciation expense.		
Capital asset additions	\$ 248,991	
Current year depreciation	(1,329,286)	
Total		(1,080,295)
The net effect of various miscellaneous transactions involving capital assets (i.e., sales, disposals, trade-ins, and donations) is to decrease net position.		
		(10,090)
Revenues in the statement of activities that do not provide current financial resources are not reported as revenues in the funds.		
Property taxes	34,104	
Intergovernmental	3,413	
Total		37,517
Repayment of bond, note, loan and capital lease principal is an expenditure in the governmental funds, but the repayment reduces long-term liabilities on the statement of net position.		
		1,562,994
Issuance of bonds are recorded as other financing sources in the funds; however, in the statement of activities, they are not reported as other financing sources as they increase liabilities on the statement of net position.		
		(9,523,000)
Payment to refunded bond escrow agent for the retirement of bonds is an other financing use in the governmental funds but the payment reduces long-term liabilities on the statement of net position. Deferred charges related to bond refundings are amortized over the life of the issuance in the statement of activities. The following refunding transactions occurred during the year:		
Bonds refunded	9,535,000	
Deferred charges on refundings	129,619	
Total		9,664,619
Premiums on bonds are amortized over the life of the issuance in the statement of activities		
		(247,627)
In the statement of activities, interest is accrued on outstanding bonds, whereas in governmental funds, an interest expenditure is reported when due. The following items resulted in additional interest being reported in the statement of activities:		
Decrease in accrued interest payable	71,836	
Accreted interest on capital appreciation bonds	(195,819)	
Amortization of bond premiums	84,476	
Amortization of deferred charges	(38,634)	
Total		(78,141)
Contractually required contributions are reported as expenditures in governmental funds; however, the statement of net position reports these amounts as deferred outflows.		
Pension	2,481,722	
OPEB	82,210	
Total		2,563,932
Except for amounts reported as deferred inflows/outflows, changes in the net pension/OPEB liability/asset are reported as pension/OPEB expense in the statement of activities.		
Pension	(3,209,450)	
OPEB	175,161	
Total		(3,034,289)
Some expenses reported in the statement of activities, such as compensated absences, do not require the use of current financial resources and therefore are not reported as expenditures in governmental funds.		
		(56,941)
Change in net position of governmental activities	\$	(1,513,041)

SEE ACCOMPANYING NOTES TO THE BASIC FINANCIAL STATEMENTS

**RAVENNA CITY SCHOOL DISTRICT
PORTAGE COUNTY, OHIO**

STATEMENT OF REVENUES, EXPENDITURES AND CHANGES IN
FUND BALANCE - BUDGET AND ACTUAL (NON-GAAP BUDGETARY BASIS)
GENERAL FUND
FOR THE FISCAL YEAR ENDED JUNE 30, 2021

	<u>Budgeted Amounts</u>			Variance with Final Budget Positive (Negative)
	<u>Original</u>	<u>Final</u>	<u>Actual</u>	
Revenues:				
Property taxes	\$ 10,033,732	\$ 10,558,777	\$ 10,590,891	\$ 32,114
Intergovernmental	16,809,302	17,460,880	17,398,288	(62,592)
Investment earnings	12,852	12,771	10,544	(2,227)
Tuition and fees	552,253	550,996	614,639	63,643
Rental income	166,094	165,047	169,825	4,778
Contributions and donations	12,000	11,924	7,500	(4,424)
Miscellaneous	22,225	71,125	86,276	15,151
Total revenues	<u>27,608,458</u>	<u>28,831,520</u>	<u>28,877,963</u>	<u>46,443</u>
Expenditures:				
Current:				
Instruction:				
Regular	8,329,572	8,927,524	8,557,264	370,260
Special	5,339,658	6,103,943	6,269,844	(165,901)
Vocational	257,638	257,638	258,212	(574)
Other	3,686,866	4,311,866	4,236,393	75,473
Support services:				
Pupil	2,104,006	2,559,006	1,717,862	841,144
Instructional staff	749,971	748,071	873,491	(125,420)
Board of education	126,980	276,980	278,107	(1,127)
Administration	1,815,969	1,814,747	1,998,504	(183,757)
Fiscal	682,022	682,022	652,257	29,765
Business	306,224	306,224	279,355	26,869
Operations and maintenance	2,722,369	2,722,369	2,681,327	41,042
Pupil transportation	779,200	929,200	1,249,359	(320,159)
Central	333,350	338,520	583,821	(245,301)
Operation of non-instructional services				
Other non-instructional services	170	170	-	170
Extracurricular activities	187,131	187,131	521,421	(334,290)
Total expenditures	<u>27,421,126</u>	<u>30,165,411</u>	<u>30,157,217</u>	<u>8,194</u>
Excess (deficiency) of revenues over (under) expenditures	<u>187,332</u>	<u>(1,333,891)</u>	<u>(1,279,254)</u>	<u>54,637</u>
Other financing sources (uses):				
Refund of prior year's expenditures	251,323	825,200	830,434	5,234
Refund of prior year's receipts	-	-	(50)	(50)
Transfers in	2,019	2,006	-	(2,006)
Transfers (out)	(50,000)	(270,000)	(269,183)	817
Advances in	115,200	519,704	-	(519,704)
Advances (out)	(50,000)	(525,000)	-	525,000
Sale of capital assets	17,760	170,859	154,183	(16,676)
Total other financing sources (uses)	<u>286,302</u>	<u>722,769</u>	<u>715,384</u>	<u>(7,385)</u>
Net change in fund balance	473,634	(611,122)	(563,870)	47,252
Fund balance at beginning of year	<u>3,701,760</u>	<u>3,701,760</u>	<u>3,701,760</u>	<u>-</u>
Fund balance at end of year	<u>\$ 4,175,394</u>	<u>\$ 3,090,638</u>	<u>\$ 3,137,890</u>	<u>\$ 47,252</u>

SEE ACCOMPANYING NOTES TO THE BASIC FINANCIAL STATEMENTS

**RAVENNA CITY SCHOOL DISTRICT
PORTAGE COUNTY, OHIO**

STATEMENT OF FIDUCIARY NET POSITION
FIDUCIARY FUNDS
JUNE 30, 2021

	Private-Purpose Trust
	Scholarship
Assets:	
Equity in pooled cash and investments	\$ 49,816
Cash and investments in segregated accounts	967,131
Receivables:	
Accrued interest	6,889
Notes	319,159
Total assets	1,342,995
Net position:	
Restricted for individuals, organizations and other governments	1,342,995
Total net position	\$ 1,342,995

SEE ACCOMPANYING NOTES TO THE BASIC FINANCIAL STATEMENTS

**RAVENNA CITY SCHOOL DISTRICT
PORTAGE COUNTY, OHIO**

STATEMENT OF CHANGES IN FIDUCIARY NET POSITION
FIDUCIARY FUNDS
FOR THE FISCAL YEAR ENDED JUNE 30, 2021

	Private-Purpose Trust
	Scholarship
Additions:	
Earnings on investments	\$ 3,988
Contributions and donations	11,656
Total additions	15,644
Deductions:	
Scholarships awarded	6,844
Total deductions	6,844
Change in net position	8,800
Net position at beginning of year	1,334,195
Net position at end of year	\$ 1,342,995

SEE ACCOMPANYING NOTES TO THE BASIC FINANCIAL STATEMENTS

THIS PAGE IS INTENTIONALLY LEFT BLANK

**RAVENNA CITY SCHOOL DISTRICT
PORTAGE COUNTY, OHIO**

NOTES TO THE BASIC FINANCIAL STATEMENTS
FOR THE FISCAL YEAR ENDED JUNE 30, 2021

NOTE 1 - DESCRIPTION OF THE SCHOOL DISTRICT

The Ravenna City School District (the "District") is organized under Article VI, Sections 2 and 3 of the Constitution of the State of Ohio. The District operates under a locally-elected Board form of government consisting of five members elected at-large for staggered four-year terms. The District employs 185 certified and 195 non-certified employees to provide services to approximately 2,633 students.

NOTE 2 - SUMMARY OF SIGNIFICANT ACCOUNTING POLICIES

The basic financial statements of the District have been prepared in conformity with accounting principles generally accepted in the United States of America (GAAP) as applied to governmental units. The Governmental Accounting Standards Board (GASB) is the accepted standard-setting body for establishing governmental accounting and financial reporting principles. The District's significant accounting policies are described below.

A. Reporting Entity

The reporting entity has been defined in accordance with GASB Statement No. 14, "The Financial Reporting Entity" as amended by GASB Statement No. 39, "Determining Whether Certain Organizations Are Component Units" and GASB Statement No. 61, "The Financial Reporting Entity: Omnibus an Amendment of GASB Statements No. 14 and No. 34". The reporting entity is composed of the primary government and component units. The primary government consists of all funds, departments, boards and agencies that are not legally separate from the District. For the District, this includes general operations, food service, and student related activities of the District.

Component units are legally separate organizations for which the District is financially accountable. The District is financially accountable for an organization if the District appoints a voting majority of the organization's Governing Board and (1) the District is able to significantly influence the programs or services performed or provided by the organization; or (2) the District is legally entitled to or can otherwise access the organization's resources; or (3) the District is legally obligated or has otherwise assumed the responsibility to finance the deficits of, or provide financial support to, the organization; or (4) the District is obligated for the debt of the organization. Component units may also include organizations that are fiscally dependent on the District in that the District approves the budget, the issuance of debt or the levying of taxes. Certain organizations are also included as component units if the nature and significance of the relationship between the primary government and the organization is such that exclusion by the primary government would render the primary government's financial statements incomplete or misleading. Based upon the application of these criteria, the District has no component units. The basic financial statements of the reporting entity include only those of the District (the primary government).

JOINTLY GOVERNED ORGANIZATIONS

Maplewood Area Joint Vocational School

Maplewood Area Joint Vocational School is a distinct political subdivision of the State of Ohio operated under the direction of a Board consisting of two representatives from each of the ten participating school districts' elected boards, which possess its own budgeting and taxing authority. The jointly governed organization was formed for the purpose of providing vocational instruction to juniors and seniors in the participating districts. To obtain financial information, write to the Treasurer, Maplewood Area Joint Vocational School, at 7075 State Route 88, Ravenna, Ohio 44266-9131.

**RAVENNA CITY SCHOOL DISTRICT
PORTAGE COUNTY, OHIO**

NOTES TO THE BASIC FINANCIAL STATEMENTS
FOR THE FISCAL YEAR ENDED JUNE 30, 2021

NOTE 2 - SUMMARY OF SIGNIFICANT ACCOUNTING POLICIES - (Continued)

Stark Portage Area Computer Consortium (SPARCC)

SPARCC is a jointly governed organization comprised of 28 school districts. The jointly governed organization was formed for the purpose of applying modern technology with the aid of computers and other electronic equipment to administrative and instructional functions for member districts. Each of the governments of these districts supports SPARCC based upon a per pupil charge dependent upon the software package utilized. The SPARCC assembly consists of a superintendent or designated representative from each participating district and a representative from the fiscal agent. SPARCC is governed by a board of directors chosen from the general membership of the SPARCC assembly. The board of directors consists of a representative from the fiscal agent, the chairman of each operating committee, and at least one assembly member from each county in which participating districts are located. Financial information can be obtained by contacting the Treasurer at the Stark County Education Services Center, which serves as fiscal agent, located at 6057 Strip Avenue, NW, North Canton, Ohio 44720. During the year ended June 30, 2021, the District paid \$85,703 to SPARCC for basic service charges.

RELATED ORGANIZATION

Reed Memorial Public Library (the "Library")

The Library is a distinct political subdivision of the State of Ohio created under chapter 3375 of the Ohio Revised Code. The Library is governed by a Board of Trustees appointed by the Ravenna City School District Board of Education. The Board of Trustees possesses its own contracting and budgeting authority, hires and fires personnel and does not depend on the District for operational subsidies. Although the District does serve as the taxing authority and may issue tax related debt on behalf of the Library, its role is limited to a ministerial function. The determination to request approval of a tax and the rate and the purpose are discretionary decisions made solely by the Board of Trustees. Financial information can be obtained from the Reed Memorial Public Library, Janice Kent, Clerk/Treasurer, at 167 East Main Street, Ravenna, Ohio 44266.

PUBLIC ENTITY RISK POOLS

Stark County Schools Council of Governments (the "COG")

The COG is governed by an assembly which consists of one representative from each participating school district (usually the superintendent or designee). The assembly elects officers for one-year terms to serve as the Board of Directors. The assembly exercises control over the operation of the COG. All COG's revenues are generated from charges for services. The COG has a Health Benefits Program which is a shared risk pool comprised of various entities, most of which are school districts.

Ohio Schools Council Association

The Ohio Schools Council Association (the "Council") is a jointly governed organization comprised of one-hundred-ninety-nine school districts, joint vocational school districts, educational service centers and county boards of developmental disability. The mission of the Council is to identify, plan and provide services to member districts that can be more effectively achieved by cooperative endeavors of member districts than by an individual district operating on its own. Each district supports the Council by paying an annual participation fee. The Council's Board consists of nine superintendents of the participating districts whose term rotates every year. The degree of control exercised by any school district is limited to its representation on the Board. Financial information can be obtained by contacting the Executive Director of the Ohio Schools Council at 6133 Rockside Road, Suite 10, Independence, Ohio 44131.

B. Basis of Presentation

The District's basic financial statements consist of government-wide statements, including a statement of net position and a statement of activities, and fund financial statements which provide a more detailed level of financial information.

**RAVENNA CITY SCHOOL DISTRICT
PORTAGE COUNTY, OHIO**

NOTES TO THE BASIC FINANCIAL STATEMENTS
FOR THE FISCAL YEAR ENDED JUNE 30, 2021

NOTE 2 - SUMMARY OF SIGNIFICANT ACCOUNTING POLICIES - (Continued)

Government-Wide Financial Statements - The statement of net position and the statement of activities display information about the District as a whole. These statements include the financial activities of the primary government, except for fiduciary funds. The effect of interfund activity within governmental type activity columns has been removed from these statements.

The statement of net position presents the financial condition of the governmental activities of the District at year-end. The statement of activities presents a comparison between direct expenses and program revenues for each program or function of the District's governmental activities. Direct expenses are those that are specifically associated with a service, program or department and therefore clearly identifiable to a particular function. Program revenues include charges paid by the recipient of the goods or services offered by the program, grants and contributions that are restricted to meeting the operational or capital requirements of a particular program and interest earned on grants that is required to be used to support a particular program. Revenues which are not classified as program revenues are presented as general revenues of the District, with certain limitations. The comparison of direct expenses with program revenues identifies the extent to which governmental function is self-financing or draws from the general revenues of the District.

Fund Financial Statements - During the year, the District segregates transactions related to certain District functions or activities in separate funds in order to aid financial management and to demonstrate legal compliance. Fund financial statements are designed to present financial information of the District at this more detailed level. The focus of governmental fund financial statements is on major funds. Each major fund is presented in a separate column. Nonmajor funds are aggregated and presented in a single column. Fiduciary funds are reported by type.

The District uses funds to maintain its financial records during the fiscal year. A fund is defined as a fiscal and accounting entity with a self-balancing set of accounts. There are two categories of funds: governmental and fiduciary.

GOVERNMENTAL FUNDS

Governmental funds are those through which most governmental functions typically are financed. Governmental fund reporting focuses on the sources, uses and balances of current financial resources. Expendable assets are assigned to the various governmental funds according to the purposes for which they may or must be used. Current liabilities are assigned to the fund from which they will be paid. The difference between governmental fund assets and deferred outflows and liabilities and deferred inflows is reported as fund balance.

The following is the District's major governmental fund:

General Fund - The general fund accounts for and reports all financial resources except those required to be accounted for in another fund. The general fund balance is available to the District for any purpose provided it is expended or transferred according to the general laws of Ohio.

Other governmental funds of the District are used to account for (a) financial resources that are restricted, committed, or assigned to expenditures for capital outlays including the acquisition or construction of capital facilities and other capital assets, not reported in the permanent improvement fund, (b) specific revenue sources that are restricted or committed to an expenditure for specified purposes other than debt service or capital projects, and (c) financial resources that are restricted, committed, or assigned to expenditure for principal and interest.

**RAVENNA CITY SCHOOL DISTRICT
PORTAGE COUNTY, OHIO**

NOTES TO THE BASIC FINANCIAL STATEMENTS
FOR THE FISCAL YEAR ENDED JUNE 30, 2021

NOTE 2 - SUMMARY OF SIGNIFICANT ACCOUNTING POLICIES - (Continued)

FIDUCIARY FUNDS

Fiduciary fund reporting focuses on net position and changes in net position. The fiduciary fund category is split into four classifications: pension trust funds, investment trust funds, private purpose trust funds and custodial funds. Trust funds are distinguished from custodial funds by the existence of a trust agreement or equivalent arrangements that have certain characteristics. Custodial funds are used to report fiduciary activities that are not required to be reported in a trust fund. The District's fiduciary funds are private purpose trust funds. The District's private purpose trust funds are primarily for assets held by the District in a trustee capacity.

C. Measurement Focus

Government-Wide Financial Statements - The government-wide financial statements are prepared using the economic resources measurement focus. All non-fiduciary assets and deferred outflows and liabilities and deferred inflows associated with the operation of the District are included on the statement of net position.

Fund Financial Statements - All governmental funds are accounted for using a flow of current financial resources measurement focus. With this measurement focus, only current assets and current deferred outflows and current liabilities and current deferred inflows generally are included on the balance sheet. The statement of revenues, expenditures and changes in fund balances reports on the sources (i.e., revenues and other financing sources) and uses (i.e., expenditure and other financing uses) of current financial resources. This approach differs from the manner in which the governmental activities of the government-wide financial statements are prepared. Governmental fund financial statements therefore include a reconciliation with brief explanations to better identify the relationship between the government-wide statements and the statements for governmental funds.

The private purpose trust funds are reported using the economic resources measurement focus.

Fiduciary funds present a statement of changes in fiduciary net position which reports additions to and deductions from private purpose trust funds. None of the fiduciary fund type activities are included in the government-wide financial statements.

D. Basis of Accounting

Basis of accounting determines when transactions are recorded in the financial records and reported on the financial statements. Government-wide financial statements are prepared using the accrual basis of accounting. Governmental funds use the modified accrual basis of accounting on the fund financial statements. Fiduciary funds also use the accrual basis of accounting.

Revenues - Exchange and Non-Exchange Transactions - Revenue resulting from exchange transactions, in which each party gives and receives essentially equal value is recorded on the accrual basis when the exchange takes place. On a modified accrual basis, revenue is recorded in the fiscal year in which the resources are measurable and become available. Available means that the resources will be collected within the current fiscal year or are expected to be collected soon enough thereafter to be used to pay liabilities of the current fiscal year. For the District, available means expected to be received within sixty days of the fiscal year-end.

**RAVENNA CITY SCHOOL DISTRICT
PORTAGE COUNTY, OHIO**

NOTES TO THE BASIC FINANCIAL STATEMENTS
FOR THE FISCAL YEAR ENDED JUNE 30, 2021

NOTE 2 - SUMMARY OF SIGNIFICANT ACCOUNTING POLICIES - (Continued)

Nonexchange transactions, in which the District receives value without directly giving equal value in return, include property taxes, grants, entitlements and donations. Revenue from property taxes is recognized in the fiscal year for which the taxes are levied (See Note 6). Revenue from grants, entitlements and donations is recognized in the fiscal year in which all eligibility requirements have been satisfied. Eligibility requirements include timing requirements, which specify the year when the resources are required to be used or the fiscal year when use is first permitted, matching requirements, in which the District must provide local resources to be used for a specified purpose, and expenditure requirements, in which the resources are provided to the District on a reimbursement basis. On a modified accrual basis, revenue from nonexchange transactions must also be available before it can be recognized.

Under the modified accrual basis, the following revenue sources are considered to be both measurable and available at fiscal year-end: property taxes available as an advance, interest, tuition, grants, student fees and rentals.

Deferred Outflows of Resources and Deferred Inflows of Resources - In addition to assets, the government-wide statement of net position will report a separate section for deferred outflows of resources. Deferred outflows of resources represent a consumption of net position that applies to a future period and will not be recognized as an outflow of resources (expense/expenditure) until then. For the District, see Note 13 and 14 for deferred outflows of resources related to the District's net pension liability and net OPEB liability/asset, respectively. In addition, deferred outflows of resources include a deferred charge on debt refunding. A deferred charge on refunding results from the difference in the carrying value of refunded debt and its reacquisition price. This amount is deferred and amortized over the shorter of the life of the refunded or refunding debt.

In addition to liabilities, both the government-wide statement of net position and the governmental fund financial statements report a separate section for deferred inflows of resources. Deferred inflows of resources represent an acquisition of net position that applies to a future period and will not be recognized as an inflow of resources (revenue) until that time. For the District, deferred inflows of resources include property taxes and unavailable revenue. Property taxes represent amounts for which there is an enforceable legal claim as of June 30, 2021, but which were levied to finance fiscal year 2022 operations. These amounts have been recorded as a deferred inflow of resources on both the government-wide statement of net position and the governmental fund financial statements. Unavailable revenue is reported only on the governmental funds balance sheet and represents receivables which will not be collected within the available period. For the District unavailable revenue includes, but is not limited to, delinquent property taxes and intergovernmental grants. These amounts are deferred and recognized as an inflow of resources in the period the amounts become available.

For the District, see Note 13 and 14 for deferred inflows of resources related to the District's net pension liability and net OPEB liability/asset, respectively. This deferred inflow of resources is only reported on the government-wide statement of net position.

Expenses/Expenditures - On the accrual basis of accounting, expenses are recognized at the time they are incurred. The entitlement value of donated commodities received during the year is reported in the statement of revenues, expenditures and changes in fund balances as an expenditure with a like amount reported as intergovernmental revenue.

The measurement focus of governmental fund accounting is on decreases in net financial resources (expenditures) rather than expenses. Expenditures are generally recognized in the accounting period in which the related fund liability is incurred, if measurable. Allocations of cost, such as depreciation and amortization, are not recognized in governmental funds.

**RAVENNA CITY SCHOOL DISTRICT
PORTAGE COUNTY, OHIO**

NOTES TO THE BASIC FINANCIAL STATEMENTS
FOR THE FISCAL YEAR ENDED JUNE 30, 2021

NOTE 2 - SUMMARY OF SIGNIFICANT ACCOUNTING POLICIES - (Continued)

E. Cash and Investments

To improve cash management, cash received by the District is pooled. Monies for all funds are maintained in this pool, except for certain trust fund monies that have been separately invested. Individual fund integrity is maintained through District records. Each funds' interest in the pool is presented as "equity in pooled cash and investments" on the financial statements.

The District has a segregated portion of the internal investment pool cash balances which is held in separate investment accounts pursuant to trust agreements. The balances of these segregated investments accounts are reported as "cash and investments in segregated accounts" on the financial statements.

During fiscal year 2021, investments were limited to negotiable certificates of deposit and U.S. government money market mutual funds. These investments are reported at fair value which is based on quoted market prices.

For presentation on the financial statements, investments of the cash management pool and investments with maturity of three months or less at the time they are purchased by the District are considered to be cash equivalents. Investments with an initial maturity of more than three months are reported as investments.

Following Ohio statutes, the Board of Education has, by resolution, identified the funds to receive an allocation of interest. Interest revenue credited to the general fund during fiscal year 2021 amounted to \$10,544, which includes \$2,579 assigned from other District funds.

F. Bond Premium/Accounting Gain or Loss

Bond premiums are deferred and amortized over the term of the bonds using the straight-line method, which approximates the effective interest method. Bond premiums are presented as an addition to the face amount of the bonds.

For refundings resulting in the defeasance of debt, the difference between the reacquisition price and the net carrying amount of the old debt is deferred and amortized as component of interest expense. This accounting gain or loss is amortized over the remaining life of the old debt or the life of the new debt, whichever is shorter, and is presented as a deferred inflow/outflow of resources on the statement of net position.

G. Capital Assets

General capital assets are those assets resulting from expenditures in the governmental funds. These assets are reported in the governmental activities' column of the government-wide statement of net position but are not reported in the fund financial statements.

All capital assets are capitalized at cost (or estimated historical cost) and updated for additions and deductions during the year. Donated capital assets are recorded at their acquisition value. The District maintains a capitalization threshold of \$5,000. The District does not possess any infrastructure. Improvements are capitalized; the costs of normal maintenance and repairs that do not add to the value of the asset or materially extend an asset's life are not capitalized.

**RAVENNA CITY SCHOOL DISTRICT
PORTAGE COUNTY, OHIO**

NOTES TO THE BASIC FINANCIAL STATEMENTS
FOR THE FISCAL YEAR ENDED JUNE 30, 2021

NOTE 2 - SUMMARY OF SIGNIFICANT ACCOUNTING POLICIES - (Continued)

All reported capital assets except land are depreciated. Improvements are depreciated over the remaining useful lives of the related capital assets. Depreciation is computed using the straight-line method over the following useful lives:

<u>Description</u>	<u>Useful Lives</u>
Land Improvements	20 Years
Buildings and Improvements	10 - 50 Years
Furniture and Equipment	5 - 20 Years
Vehicles	8 Years

H. Inventory

On government-wide and fund financial statements, purchased inventories are presented at the lower of cost or market and donated commodities are presented at their entitlement value. Inventories are recorded on a first-in, first-out basis and are expensed when used. Inventories are accounted for using the consumption method. Fund balance has been presented as nonspendable equal to the balance of the materials and supplies inventory at fiscal year-end. Inventory consists of expendable supplies held for consumption.

I. Compensated Absences

Vacation benefits are accrued as a liability as the benefits are earned if the employee's rights to receive compensation are attributable to services already rendered and it is probable that the employer will compensate the employees for the benefits through paid time off or some other means.

Sick leave benefits are accrued as a liability using the termination method. An accrual for earned sick leave is made to the extent that it is probable that benefits will result in termination payments. The liability is an estimate based on the District's past experience of making termination payments.

The total liability for vacation and sick leave payments has been calculated using pay rates in effect at June 30, 2021 and reduced to the maximum payment allowed by labor contract and/or statute, plus any additional salary related payments.

The entire compensated absence liability is reported on the government-wide financial statements.

For governmental fund financial statements, compensated absences are recognized as liabilities and expenditures as payments come due each period upon the occurrence of employee resignations and retirements.

J. Accrued Liabilities and Long-Term Obligations

All payables, accrued liabilities and long-term obligations are reported in the government-wide financial statements.

In general, governmental fund payables and accrued liabilities that, once incurred, are paid in a timely manner and in full from current financial resources are reported as obligations of the funds. However, compensated absences and net pension liability that will be paid from governmental funds are reported as a liability in the fund financial statements only to the extent that they are due for payment during the current fiscal year. Bonds, notes, and capital leases are recognized as a liability on the fund financial statements when due. Net pension/OPEB liability should be recognized in the governmental funds to the extent that benefit payments are due and payable and the pension/OPEB plan's fiduciary net position is not sufficient for payment of those benefits.

**RAVENNA CITY SCHOOL DISTRICT
PORTAGE COUNTY, OHIO**

NOTES TO THE BASIC FINANCIAL STATEMENTS
FOR THE FISCAL YEAR ENDED JUNE 30, 2021

NOTE 2 - SUMMARY OF SIGNIFICANT ACCOUNTING POLICIES - (Continued)

K. Net Position

Net position represents the difference between assets and deferred outflows and liabilities and deferred inflows. The net position component “net investment in capital assets,” consists of capital assets, net of accumulated depreciation, reduced by the outstanding balances of any borrowing used for the acquisition, construction or improvement of those assets. Deferred outflows of resources and deferred inflows of resources that are attributable to the acquisition, construction or improvement of those assets or related debt also should be included in this component of net position. Net position is reported as restricted when there are limitations imposed on its use either through the enabling legislation adopted by the District or through external restrictions imposed by creditors, grantors or laws or regulations of other governments. The amount restricted for other purposes represents amounts restricted for unclaimed monies and other local grants.

The District applies restricted resources first when an expense is incurred for purposes for which both restricted and unrestricted net position is available.

L. Fund Balance

Fund balance is divided into five classifications based primarily on the extent to which the District is bound to observe constraints imposed upon the use of the resources in the governmental funds. The classifications are as follows:

Nonspendable - The nonspendable fund balance classification includes amounts that cannot be spent because they are not in spendable form or legally required to be maintained intact. The “not in spendable form” criterion includes items that are not expected to be converted to cash. It also includes the long-term amount of loans receivable, as well as property acquired for resale, unless the use of the proceeds from the collection of those receivables or from the sale of those properties is restricted, committed or assigned.

Restricted - Fund balance is reported as restricted when constraints are placed on the use of resources that are either externally imposed by creditors (such as through debt covenants), grantors, contributors, or laws or regulations of other governments, or imposed by law through constitutional provisions or enabling legislation.

Committed - The committed fund balance classification includes amounts that can be used only for the specific purposes imposed by a formal action (resolution) of the District Board of Education (the highest level of decision-making authority). Those committed amounts cannot be used for any other purpose unless the District Board of Education removes or changes the specified use by taking the same type of action (resolution) it employed to previously commit those amounts. Committed fund balance also incorporates contractual obligations to the extent that existing resources in the fund have been specifically committed for use in satisfying those contractual requirements.

Assigned - Amounts in the assigned fund balance classification are intended to be used by the District for specific purposes, but do not meet the criteria to be classified as restricted nor committed. In governmental funds other than the general fund, assigned fund balance represents the remaining amount that is not restricted or committed. In the general fund, assigned amounts represent intended uses established by policies of the District Board of Education, which includes giving the Treasurer the authority to constrain monies for intended purposes.

Unassigned - Unassigned fund balance is the residual classification for the general fund and includes all spendable amounts not contained in the other classifications. In other governmental funds, the unassigned classification is only used to report a deficit fund balance resulting from overspending for specific purposes for which amounts had been restricted, committed, or assigned.

**RAVENNA CITY SCHOOL DISTRICT
PORTAGE COUNTY, OHIO**

NOTES TO THE BASIC FINANCIAL STATEMENTS
FOR THE FISCAL YEAR ENDED JUNE 30, 2021

NOTE 2 - SUMMARY OF SIGNIFICANT ACCOUNTING POLICIES - (Continued)

The District applies restricted resources first when expenditures are incurred for purposes for which restricted and unrestricted (committed, assigned, and unassigned) fund balance is available. Similarly, within unrestricted fund balance, committed amounts are reduced first followed by assigned, and then unassigned amounts when expenditures are incurred for purposes for which amounts in any of the unrestricted fund balance classifications could be used.

M. Interfund Activity

Transfers between governmental activities on the government-wide statements are eliminated. Exchange transactions between funds are reported as revenues in the seller funds and as expenditures/expenses in the purchaser funds. Flows of cash or goods from one fund to another without a requirement for repayment are reported as interfund transfers. Interfund transfers are reported as other financing sources/uses in governmental funds. Repayments from funds responsible for particular expenditures/expenses to the funds that initially paid for them are not presented on the financial statements.

N. Extraordinary and Special Items

Extraordinary items are transactions or events that are both unusual in nature and infrequent in occurrence. Special items are transactions or events that are within the control of the Board of Education and that are either unusual in nature or infrequent in occurrence. Neither type of transaction occurred during fiscal year 2021.

O. Estimates

The preparation of financial statements in conformity with GAAP requires management to make estimates and assumptions that affect the amounts reported in the financial statements and accompanying notes. Actual results may differ from those estimates.

P. Budgetary Data

All funds are legally required to be budgeted and appropriated. The major documents prepared are the tax budget, the appropriation resolution and the certificate of estimated resources, which are prepared on the budgetary basis of accounting. The tax budget demonstrates a need for existing or increased tax rates. The certificate of estimated resources establishes a limit on the amounts that the Board of Education may appropriate. The appropriation resolution is the Board's authorization to spend resources and sets annual limits on expenditures plus encumbrances at a level of control selected by the Board. The legal level of control has been established by the Board of Education at the fund level.

The certificate of estimated resources may be amended during the year if projected increases or decreases in revenue are identified by the District Treasurer. The amounts reported as the original budgeted amounts in the budgetary statements reflect the amounts in the certificate when the original appropriations were adopted. The amounts reported as the final budgeted amounts in the budgetary statements reflect the amounts in the final amended certificate issued during fiscal year 2021.

The appropriation resolution is subject to amendment by the Board throughout the year with the restriction that appropriations may not exceed estimated revenues. The amounts reported as the original budgeted amounts reflect the first appropriation for that fund that covered the entire fiscal year, including amounts automatically carried over from prior years. The amounts reported as the final budgeted amounts represent the final appropriation amounts passed by the Board during the year.

Lapsing of appropriations - At the close of each year, the unencumbered balance of each appropriation reverts to the respective fund from which it was appropriated and becomes subject to future appropriation. Encumbered appropriations are carried forward to the succeeding fiscal year and need not be reappropriated.

**RAVENNA CITY SCHOOL DISTRICT
PORTAGE COUNTY, OHIO**

NOTES TO THE BASIC FINANCIAL STATEMENTS
FOR THE FISCAL YEAR ENDED JUNE 30, 2021

NOTE 2 - SUMMARY OF SIGNIFICANT ACCOUNTING POLICIES - (Continued)

Q. Pensions/Other Postemployment Benefits (OPEB)

For purposes of measuring the net pension/OPEB liability, net OPEB asset, deferred outflows of resources and deferred inflows of resources related pensions/OPEB, and pension/OPEB expense, information about the fiduciary net position of the pension/OPEB plans and additions to/deductions from their fiduciary net position have been determined on the same basis as they are reported by the pension/OPEB plan. For this purpose, benefit payments (including refunds of employee contributions) are recognized when due and payable in accordance with the benefit terms. The pension/OPEB plans report investments at fair value.

R. Prepayments

Certain payments to vendors reflect the costs applicable to future accounting periods and are recorded as prepaid items in both government-wide and fund financial statements. These items are reported as assets on the balance sheet using the consumption method. A current asset for the prepaid amounts is recorded at the time of the purchase and the expenditure/expense is reported in the year in which services are consumed. On the fund financial statements, reported prepayments are equally offset by a nonspendable fund balance.

S. Fair Value

The District categorizes its fair value measurements within the fair value hierarchy established by generally accepted accounting principles. The hierarchy is based on the valuation inputs used to measure the fair value of the asset. Level 1 inputs are quoted prices in active markets for identical assets; Level 2 inputs are significant other observable inputs; Level 3 inputs are significant unobservable inputs.

T. Interfund Balances

On the fund financial statements, receivables related to interfund activity are classified as “due from other funds” and “due to other funds.” These amounts are eliminated in the governmental activities’ column of the statement of net position.

NOTE 3 - ACCOUNTABILITY AND COMPLIANCE

A. Change in Accounting Principles

For fiscal year 2021, the District has applied GASB Statement No. 95, “*Postponement of the Effective Dates of Certain Authoritative Guidance*.” GASB Statement No. 95 provides temporary relief to governments and other stakeholders in light of the COVID-19 pandemic. This objective is accomplished by postponing the effective dates of certain provisions in Statements and Implementation Guides that first became effective or are scheduled to become effective for periods beginning after June 15, 2018, and later.

Certain provisions contained in the following pronouncements were scheduled to be implemented for the fiscal year ended June 30, 2021. Due to the implementation of GASB Statement No. 95, the effective dates of certain provisions contained in these pronouncements are postponed until the fiscal year ended June 30, 2022:

- Statement No. 87, *Leases*
- Implementation Guide No. 2019-3, *Leases*
- Statement No. 89, *Accounting for Interest Cost Incurred before the End of a Construction Period*
- Statement No. 92, *Omnibus 2020*
- Statement No. 93, *Replacement of Interbank Offered Rates*

**RAVENNA CITY SCHOOL DISTRICT
PORTAGE COUNTY, OHIO**

NOTES TO THE BASIC FINANCIAL STATEMENTS
FOR THE FISCAL YEAR ENDED JUNE 30, 2021

NOTE 3 - ACCOUNTABILITY AND COMPLIANCE - (Continued)

B. Deficit Fund Balances

Fund balances at June 30, 2021 included the following individual fund deficits:

<u>Nonmajor funds</u>	<u>Deficit</u>
Public school preschool	\$ 23,106
IDEA part B	75,471
School improvement stimulus A	5,896
Title I	118,641
IDEA part B - preschool stimulus	4,141
Supporting effective instruction	14,943

The general fund is liable for any deficit in these funds and provides transfers when cash is required, not when accruals occur. The deficit fund balances resulted from adjustments for accrued liabilities.

NOTE 4 - DEPOSITS AND INVESTMENTS

State statutes classify monies held by the District into three categories.

Active deposits are public deposits necessary to meet current demands on the treasury. Such monies must be maintained either as cash in the District treasury, in commercial accounts payable or withdrawable on demand, including negotiable order of withdrawal (NOW) accounts, or in money market deposit accounts.

Inactive deposits are public deposits that the Board of Education has identified as not required for use within the current five-year period of designation of depositories. Inactive deposits must either be evidenced by certificates of deposit maturing not later than the end of the current period of designation of depositories, or by savings or deposit accounts including, but not limited to, passbook accounts.

Interim deposits are deposits of interim monies. Interim monies are those monies which are not needed for immediate use, but which will be needed before the end of the current period of designation of depositories.

Interim deposits must be evidenced by time certificates of deposit maturing not more than one year from the date of deposit or by savings or deposit accounts including passbook accounts.

Interim monies may be deposited or invested in the following securities:

1. United States Treasury Notes, Bills, Bonds, or any other obligation or security issued by the United States Treasury or any other obligation guaranteed as to principal and interest by the United States;
2. Bonds, notes, debentures, or any other obligations or securities issued by any federal government agency or instrumentality, including, but not limited to, the Federal National Mortgage Association, Federal Home Loan Bank, Federal Farm Credit Bank, Federal Home Loan Mortgage Corporation, and Government National Mortgage Association. All federal agency securities shall be direct issuances of federal government agencies or instrumentalities;
3. Written repurchase agreements in the securities listed above provided that the fair value of the securities subject to the repurchase agreement must exceed the principal value of the agreement by at least two percent and be marked to market daily, and that the term of the agreement must not exceed thirty days;
4. Bonds and other obligations of the State of Ohio; and with certain limitations including a requirement for maturity within ten years from the date of settlement, bonds and other obligations of political subdivisions of the State of Ohio, if training requirements have been met;

**RAVENNA CITY SCHOOL DISTRICT
PORTAGE COUNTY, OHIO**

NOTES TO THE BASIC FINANCIAL STATEMENTS
FOR THE FISCAL YEAR ENDED JUNE 30, 2021

NOTE 4 - DEPOSITS AND INVESTMENTS - (Continued)

5. Time certificates of deposit or savings or deposit accounts including, but not limited to, passbook accounts
6. No-load money market mutual funds consisting exclusively of obligations described in items (1) and (2) above and repurchase agreements secured by such obligations, provided that investments in securities described in this division are made only through eligible institutions;
7. The State Treasurer's investment pool, the State Treasury Asset Reserve of Ohio (STAR Ohio); and,
8. Certain bankers' acceptances for a period not to exceed one hundred eighty days) and commercial paper notes (for a period not to exceed two hundred seventy days) in an amount not to exceed 40 percent of the interim monies available for investment at any one time if training requirements have been met.

Protection of the deposits is provided by the Federal Deposit Insurance Corporation (FDIC), by eligible securities pledged by the financial institution as security for repayment, or by the financial institutions participation in the Ohio Pooled Collateral System (OPCS), a collateral pool of eligible securities deposited with a qualified trustee and pledged to the Treasurer of State to secure the repayment of all public monies deposited in the financial institution.

Investments in stripped principal or interest obligations, reverse repurchase agreements and derivatives are prohibited. The issuance of taxable notes for the purpose of arbitrage, the use of leverage and short selling are also prohibited. Except as noted above, an investment must mature within five years from the date of purchase unless matched to a specific obligation or debt of the District and must be purchased with the expectation that it will be held to maturity. Investments may only be made through specified dealers and institutions. Payment for investments may be made only upon delivery of the securities representing the investments to the Treasurer or, if the securities are not represented by a certificate, upon receipt of confirmation of transfer from the custodian.

A. Cash on Hand

At fiscal year end, the District had \$200 in undeposited cash on hand which is included on the financial statements of the District as part of "equity in pooled cash and investments".

B. Cash and Investments in Segregated Accounts

At year-end, the District had \$967,131 in cash and investments held in separate investment accounts pursuant to trust agreements. This amount is reported as "cash and investments in segregated accounts" on the statement of fiduciary net position. The balances of these investments are included in "Investments" below.

C. Deposits with Financial Institutions

At June 30, 2021, the carrying amount of all District deposits was \$5,710,872 and the bank balance of all District deposits was \$5,876,055. Of the bank balance, \$630,158 was covered by the FDIC and \$5,245,897 was potentially exposed to custodial credit risk discussed below because those deposits were uninsured and could be uncollateralized. Although all statutory requirements for the deposit of money had been followed, noncompliance with Federal requirements could potentially subject the District to a successful claim by the FDIC.

**RAVENNA CITY SCHOOL DISTRICT
PORTAGE COUNTY, OHIO**

NOTES TO THE BASIC FINANCIAL STATEMENTS
FOR THE FISCAL YEAR ENDED JUNE 30, 2021

NOTE 4 - DEPOSITS AND INVESTMENTS - (Continued)

Custodial credit risk is the risk that, in the event of bank failure, the District will not be able to recover deposits or collateral securities that are in the possession of an outside party. The District has no deposit policy for custodial credit risk beyond the requirements of State statute. Ohio law requires that deposits either be insured or protected by (1) eligible securities pledged to the District and deposited with a qualified trustee by the financial institution as security for repayment whose fair value at all times shall be at least 105 percent of the deposits being secured, or (2) participation in the Ohio Pooled Collateral System (OPCS), a collateral pool of eligible securities deposited with a qualified trustee and pledged to the Treasurer of State to secure the repayment of all public monies deposited in the financial institution. OPCS requires the total fair value of the securities pledged to be 102 percent of the deposits being secured or a rate set by the Treasurer of State. For 2021, the District's deposits are insured with a qualified trustee. Although all statutory requirements for the deposit of money had been followed, noncompliance with Federal requirements could potentially subject the District to a successful claim by the FDIC.

D. Investments

As of June 30, 2021, the District had the following investments and maturities:

Measurement/ <u>Investment type</u>	Measurement <u>Amount</u>	<u>Investment Maturities</u>	
		<u>6 months or less</u>	<u>13 to 18 months</u>
<i>Fair Value:</i>			
Negotiable CD's	\$ 599,288	\$ 282,298	\$ 316,990
U.S. Government money market mutual fund	<u>18,512</u>	<u>18,512</u>	<u>-</u>
Total	<u>\$ 617,800</u>	<u>\$ 300,810</u>	<u>\$ 316,990</u>

The District's investments in U.S. Government money market mutual funds are valued using quoted market prices in active markets (Level 1 inputs).

The District's investments in negotiable certificates of deposit are valued using quoted market prices that are not considered to be active, dealer quotations or alternative pricing sources for similar assets or liabilities for which all significant inputs are observable, either direct or indirectly (Level 2 inputs).

Interest Rate Risk: Interest rate risk arises because potential purchasers of debt securities will not agree to pay face value for those securities if interest rates substantially increase. As a means of limiting its exposure to fair value losses arising from rising interest rates, the District's investment policy limits investment portfolio maturities to five years or less. State statute requires that an investment must be purchased with the expectation that it will be held to maturity.

Credit Risk: Standard & Poor's has assigned the U.S. Government Money Market an AAAM money market rating. The negotiable CD's are fully covered by the FDIC and are not rated. The District's investment policy does not address investment credit risk beyond the requirements of State statutes.

Custodial Credit Risk: For an investment, custodial credit risk is the risk that, in the event of the failure of the counterparty, the District will not be able to recover the value of its investment or collateral securities that are in the possession of an outside party. The District's investment policy does not specifically address custodial credit risk beyond the adherence to all relevant sections of the Ohio Revised Code. Requirements in State statute prohibit payment for investments prior to the delivery of the securities representing such investments to the treasurer or qualified trustee. If the securities transferred are not represented by a certificate, payment shall be made only upon receipt of confirmation of transfer from the custodian by the treasurer, governing board or qualified trustee.

**RAVENNA CITY SCHOOL DISTRICT
PORTAGE COUNTY, OHIO**

NOTES TO THE BASIC FINANCIAL STATEMENTS
FOR THE FISCAL YEAR ENDED JUNE 30, 2021

NOTE 4 - DEPOSITS AND INVESTMENTS - (Continued)

Concentration of Credit Risk: The District places no dollar limit on the amount that may be invested in any one issuer. The following table includes the percentage of each investment type held by the District at June 30, 2021:

<u>Measurement/ Investment type</u>	<u>Measurement Amount</u>	<u>% of Total</u>
<i>Fair Value:</i>		
Negotiable CD's	\$ 599,288	97.00
U.S. Government money market mutual fund	<u>18,512</u>	<u>3.00</u>
Total	<u><u>\$ 617,800</u></u>	<u><u>100.00</u></u>

E. Reconciliation of Cash and Investments to the Statement of Net Position

The following is a reconciliation of cash and investments as reported in the note above to cash and investments as reported on the statement of net position as of June 30, 2021:

<u>Cash and investments per note</u>	
Carrying amount of deposits	\$ 5,710,872
Investments	617,800
Cash on hand	<u>200</u>
Total	<u><u>\$ 6,328,872</u></u>
 <u>Cash and investments per statement of net position</u>	
Governmental activities	\$ 5,311,925
Private-purpose trust funds	<u>1,016,947</u>
Total	<u><u>\$ 6,328,872</u></u>

NOTE 5 - INTERFUND TRANSACTIONS

A. Interfund transfers for the year ended June 30, 2021, consisted of the following, as reported on the fund financial statements:

	<u>Amount</u>
<u>Transfers from general fund to:</u>	
Nonmajor governmental funds	\$ 269,183
<u>Transfers from nonmajor governmental funds to:</u>	
Nonmajor governmental funds	<u>561,269</u>
Total	<u><u>\$ 830,452</u></u>

Transfers are used to move revenues from the fund that statute or budget required to collect them to the fund that statute or budget requires to expend them and to use unrestricted revenues collected in the general fund to finance various programs accounted for in other funds in accordance with budgetary authorizations. The District transferred \$561,269 from the permanent improvement fund and capital projects fund (nonmajor governmental funds) to the bond retirement fund (a nonmajor governmental fund) for the repayment of the District's debt. Interfund transfers between governmental funds are eliminated on the government-wide financial statements. All transfers were in compliance with Ohio Revised Code Sections 5705.14, 5705.15, and 5705.16.

**RAVENNA CITY SCHOOL DISTRICT
PORTAGE COUNTY, OHIO**

NOTES TO THE BASIC FINANCIAL STATEMENTS
FOR THE FISCAL YEAR ENDED JUNE 30, 2021

NOTE 5 - INTERFUND TRANSACTIONS - (Continued)

B. Due to/from other funds consisted of the following at June 30, 2021, as reported on the fund statement:

<u>Receivable fund</u>	<u>Payable fund</u>	<u>Amount</u>
General fund	Nonmajor governmental funds	<u>\$ 9,803</u>

The primary purpose of the amount due to the general fund from the nonmajor governmental fund was to eliminate negative cash balances. The amount will be repaid once cash is received.

Amounts due to/from between governmental funds are eliminated on the government-wide statements.

NOTE 6 - PROPERTY TAXES

Property taxes are levied and assessed on a calendar year basis while the District fiscal year runs from July through June. First half tax collections are received by the District in the second half of the fiscal year. Second half tax distributions occur in the first half of the following fiscal year.

Property taxes include amounts levied against all real property and public utility property. Real property tax revenues received in calendar year 2021 represent the collection of calendar year 2020 taxes. Real property taxes received in calendar year 2021 were levied after April 1, 2020, on the assessed values as of January 1, 2020, the lien date. Assessed values for real property taxes are established by State statute at 35 percent of appraised fair value. Real property taxes are payable annually or semiannually. If paid annually, payment is due December 31; if paid semiannually, the first payment is due December 31, with the remainder payable by June 20. Under certain circumstances, State statute permits alternate payment dates to be established. Public utility property tax revenues received in calendar year 2021 represent the collection of calendar year 2020 taxes. Public utility real and personal property taxes received in calendar year 2021 became a lien on December 31, 2019, were levied after April 1, 2020, and are collected with real property taxes. Public utility real property is assessed at 35 percent of true value; public utility tangible personal property is currently assessed at varying percentages of true value.

The District receives property taxes from Portage County. The County Auditor periodically advances to the District its portion of the taxes collected. Second-half real property tax payments collected by the County by June 30, 2021, are available to finance fiscal year 2021 operations. The amount available as an advance at June 30, 2021 was \$1,148,154 in the general fund, \$110,239 in the bond retirement fund (a nonmajor governmental fund) and \$180,613 in the permanent improvement fund (a nonmajor governmental fund). This amount is recorded as revenue. The amount available for advance at June 30, 2020 was \$1,948,702 in the general fund, \$194,613 in the bond retirement fund (a nonmajor governmental fund) and \$285,639 in the permanent improvement fund (a nonmajor governmental fund). The amount of second-half real property taxes available for advance at fiscal year-end can vary based on the date the tax bills are sent.

Accrued property taxes receivable includes real property, public utility property and delinquent tangible personal property taxes which are measurable as of June 30, 2021 and for which there is an enforceable legal claim. Although total property tax collections for the next fiscal year are measurable, only the amount of real property taxes available as an advance at June 30 was levied to finance current fiscal year operations and is reported as revenue at fiscal year-end. The portion of the receivable not levied to finance current fiscal year operations is offset by a credit to deferred inflows.

On the accrual basis of accounting, collectible delinquent property taxes have been recorded as a receivable and revenue, while on a modified accrual basis of accounting the revenue has been reported as a deferred inflow.

**RAVENNA CITY SCHOOL DISTRICT
PORTAGE COUNTY, OHIO**

NOTES TO THE BASIC FINANCIAL STATEMENTS
FOR THE FISCAL YEAR ENDED JUNE 30, 2021

NOTE 6 - PROPERTY TAXES – (Continued)

The assessed values upon which the fiscal year 2021 taxes were collected are:

	2020 Second Half Collections		2021 First Half Collections	
	<u>Amount</u>	<u>Percent</u>	<u>Amount</u>	<u>Percent</u>
Agricultural/residential and other real estate	\$ 312,192,480	94.60	\$ 314,816,320	94.19
Public utility personal	<u>17,805,920</u>	<u>5.40</u>	<u>19,427,680</u>	<u>5.81</u>
Total	<u>\$ 329,998,400</u>	<u>100.00</u>	<u>\$ 334,244,000</u>	<u>100.00</u>
Tax rate per \$1,000 of assessed valuation	\$68.66		\$68.63	

NOTE 7 - RECEIVABLES

Receivables at June 30, 2021 consisted of property taxes, accounts (billings for user charged services and student fees), and intergovernmental grants and entitlements. All receivables are considered collectible in full due to the ability to foreclose for the nonpayment of taxes, the stable condition of State programs and the current year guarantee of federal funds.

A summary of the principal items of receivables reported on the statement of net position follows:

Governmental activities:

Property taxes	\$ 13,416,488
Accounts	32,804
Intergovernmental	<u>330,780</u>
Total	<u>\$ 13,780,072</u>

Receivables have been disaggregated on the face of the basic financial statements. All receivables are expected to be collected within the subsequent year.

NOTE 8 - NOTES RECEIVABLE

The Wichterman trust fund was established in 1984 through a probate will. Qualified Ravenna graduates attending medical school may borrow interest free, any amount to pay for the costs of higher education. Repayment begins one year after termination of college attendance.

The Jane Jenkins Scholarship Loan Fund was established in 1984, in accordance with her last will and testament. Four interest free scholarship loans of \$5,000 each are awarded annually to deserving students for their use in pursuing higher education. Loans are to be repaid upon graduation or early withdrawal from school.

At the close of fiscal year 2021, there was a total principal loan balance outstanding of \$319,159.

**RAVENNA CITY SCHOOL DISTRICT
PORTAGE COUNTY, OHIO**

NOTES TO THE BASIC FINANCIAL STATEMENTS
FOR THE FISCAL YEAR ENDED JUNE 30, 2021

NOTE 9 - CAPITAL ASSETS

Governmental capital asset activity for the fiscal year ended June 30, 2021, was as follows:

	<u>Balance</u> <u>07/01/2020</u>	<u>Additions</u>	<u>Deductions</u>	<u>Balance</u> <u>06/30/2021</u>
Governmental activities:				
<i>Capital assets, not being depreciated</i>				
Land	\$ 74,984	\$ -	\$ -	\$ 74,984
Total capital assets, not being depreciated	<u>74,984</u>	<u>-</u>	<u>-</u>	<u>74,984</u>
<i>Capital assets, being depreciated:</i>				
Land improvements	6,069,108	-	-	6,069,108
Buildings and improvements	47,817,815	-	(17,709)	47,800,106
Furniture and equipment	2,221,304	-	-	2,221,304
Vehicles	1,621,539	248,991	(163,931)	1,706,599
Total capital assets, being depreciated	<u>57,729,766</u>	<u>248,991</u>	<u>(181,640)</u>	<u>57,797,117</u>
<i>Less: accumulated depreciation</i>				
Land improvements	(4,466,779)	(184,100)	-	(4,650,879)
Buildings and improvements	(15,369,389)	(906,017)	17,709	(16,257,697)
Furniture and equipment	(1,638,433)	(141,514)	-	(1,779,947)
Vehicles	(1,107,622)	(97,655)	153,841	(1,051,436)
Total accumulated depreciation	<u>(22,582,223)</u>	<u>(1,329,286)</u>	<u>171,550</u>	<u>(23,739,959)</u>
Total capital assets, being depreciated, net	<u>35,147,543</u>	<u>(1,080,295)</u>	<u>(10,090)</u>	<u>34,057,158</u>
Governmental activities capital assets, net	<u>\$ 35,222,527</u>	<u>\$ (1,080,295)</u>	<u>\$ (10,090)</u>	<u>\$ 34,132,142</u>

Depreciation expense was charged to governmental functions as follows:

<u>Instruction:</u>	
Regular	\$ 617,258
<u>Support services:</u>	
Pupil	51,157
Instructional staff	26,189
Board of Education	6,966
Administration	63,215
Fiscal	19,337
Business	17,308
Operations and maintenance	101,059
Pupil transportation	122,781
Central	38,759
Other non-instructional services	19,280
Food service operations	42,711
Extracurricular	<u>203,266</u>
Total depreciation expense	<u>\$ 1,329,286</u>

**RAVENNA CITY SCHOOL DISTRICT
PORTAGE COUNTY, OHIO**

NOTES TO THE BASIC FINANCIAL STATEMENTS
FOR THE FISCAL YEAR ENDED JUNE 30, 2021

NOTE 10 - CAPITALIZED LEASES

In a prior fiscal year, the District entered a capitalized lease for a stadium. This lease met the criteria of a capital lease as defined by generally accepted accounting principles, in that it transfers the benefits and risks of ownership to the lessee. The stadium has been capitalized in the amount of \$5,640,462. This amount represents the present value of the minimum lease payments at the time of the acquisition.

The stadium capital lease is being retired from the bond retirement fund (a nonmajor governmental fund). The capital lease payments are reflected as debt service expenditures in the statement of revenues, expenditures and changes in fund balances. A corresponding liability is recorded in the statement of net position. Principal payments in the 2021 fiscal year totaled \$259,000 paid from the bond retirement fund (a nonmajor governmental fund).

The following is a schedule of the future minimum lease payments required under the capital leases and the present value of the minimum lease payments as of June 30, 2021.

<u>Fiscal Year Ending June 30,</u>	<u>Governmental Activities</u>
2022	\$ 273,738
2023	<u>137,156</u>
	410,894
Less: amount representing interest	<u>(6,894)</u>
Present value of minimum lease payments	<u>\$ 404,000</u>

**RAVENNA CITY SCHOOL DISTRICT
PORTAGE COUNTY, OHIO**

NOTES TO THE BASIC FINANCIAL STATEMENTS
FOR THE FISCAL YEAR ENDED JUNE 30, 2021

NOTE 11 - LONG-TERM OBLIGATIONS

During fiscal year 2021, the following changes occurred in governmental activities long-term obligations:

	Balance 06/30/20	Additions	Reductions	Balance 06/30/21	Amounts Due in One Year
Governmental activities:					
General obligation bonds					
Series 2012 school improvement refunding:					
Current interest bonds	\$ 5,090,000	\$ -	\$ (4,775,000)	\$ 315,000	\$ 60,000
Premium	755,611	-	(635,893)	119,718	-
Series 2013 school improvement refunding:					
Current interest bonds	5,385,000	-	(5,385,000)	-	-
Capital appreciation bonds	19,699	-	(3,194)	16,505	16,505
Accretion capital appreciation bonds	486,333	195,819	(81,806)	600,346	600,346
Premium	601,552	-	(601,552)	-	-
Series 2016 school improvement refunding:					
Current interest bonds	1,016,973	-	(72,994)	943,979	72,457
Premium	49,678	-	(4,304)	45,374	-
Series 2020 school improvement refunding:					
Current interest bonds	-	9,523,000	(55,000)	9,468,000	2,000
Premium	-	247,627	(8,730)	238,897	-
Total general obligation bonds	<u>13,404,846</u>	<u>9,966,446</u>	<u>(11,623,473)</u>	<u>11,747,819</u>	<u>751,308</u>
Capital lease obligations	663,000	-	(259,000)	404,000	268,000
Lease purchase agreement - direct borrowing	1,626,833	-	(86,000)	1,540,833	86,000
Loan agreement - direct borrowing	221,002	-	(110,000)	111,002	111,002
Tax anticipation note	840,000	-	(270,000)	570,000	280,000
Net pension liability	32,094,869	1,566,685	-	33,661,554	-
Net OPEB liability	3,278,260	-	(589,513)	2,688,747	-
Compensated absences	1,859,382	109,676	(56,023)	1,913,035	81,002
Total long-term obligations, governmental activities	<u>\$ 53,988,192</u>	<u>\$ 11,642,807</u>	<u>\$ (12,994,009)</u>	<u>\$ 52,636,990</u>	<u>\$ 1,577,312</u>

Capital Lease Obligations

See Note 10 for further detail on the District's capital lease obligations.

Lease Purchase Agreement

On May 9, 2019, the District entered into a \$1,720,000 direct borrowing lease purchase agreement with Portage Community Bank. The purpose of this lease purchase agreement was to finance the Ravenna High School remediation project. Interest and principal payments are made on the 15th of each month until the lease expires on January 9, 2027.

As of June 30, 2021, governmental capital assets consisting of buildings and improvements have been capitalized by the District in the approximate amount of \$881,517. The primary source of revenue to fund the principal and interest payments is property tax revenue in the classroom facilities maintenance fund, a nonmajor governmental fund. During fiscal year 2021, the District made principal and interest payments of \$86,000 and \$79,371, respectively.

Loan Agreement

On July 25, 2018, the District entered into a direct borrowing loan agreement with Portage Community Bank to finance the purchase of new Chromebooks. During fiscal year 2021, the principal and interest payments from the permanent improvement fund amounted to \$110,000 and \$8,963, respectively. Individually these Chromebooks do not meet the capitalization threshold and therefore will not be capitalized on the financial statements.

**RAVENNA CITY SCHOOL DISTRICT
PORTAGE COUNTY, OHIO**

NOTES TO THE BASIC FINANCIAL STATEMENTS
FOR THE FISCAL YEAR ENDED JUNE 30, 2021

NOTE 11 - LONG-TERM OBLIGATIONS - (Continued)

Tax Anticipation Notes

On June 26, 2012, the District issued a \$1,585,000 permanent improvement tax anticipation note to fund capital projects. The note bears an interest rate of 1.95%. Payments of principal are due annually on December 1 and payments of interest are due each June 1 and December 1. The stated maturity on the note is December 1, 2022. The note will be retired from the bond retirement fund (a nonmajor governmental fund).

On July 15, 2013, the District issued a \$1,000,000 permanent improvement tax anticipation note to fund capital projects. The note bears an interest rate of 3.10%. Payments of principal are due annually on December 1 and payments of interest are due each June 1 and December 1. The stated maturity on the note is December 1, 2022. The note will be retired from the bond retirement fund (a nonmajor governmental fund).

Net Pension Liability

The District's net pension liability is described in Note 13. The District pays obligations related to employee compensation from the fund benefitting from their service.

Net OPEB Liability/Asset

The District's net OPEB liability/asset is described in Note 14. The District pays obligations related to employee compensation from the fund benefitting from their service.

Compensated Absences

Compensated absences will be paid from the funds which the employee's salaries are paid, which is primarily the general fund.

Series 2012 School Improvement Refunding Bonds

On December 12, 2012, the District issued general obligation bonds (series 2012 refunding bonds) to refund \$6,550,000 of the series 2006 general obligation current interest bonds. This refunded debt is considered defeased (in-substance) and accordingly, has been removed from the statement of net position.

The refunding issue is comprised of both current interest bonds, par value \$6,430,000, and capital appreciation bonds par value \$119,990. The interest rates on the current interest bonds range from 1.00%-3.00%. The capital appreciation bonds matured each January 15, 2016 through 2018 (stated interest rate 76.84%) at a redemption price equal to 100% of the principal, plus accrued interest to the redemption date. Principal and interest payments are made from the bond retirement fund (a nonmajor governmental fund).

Interest payments on the current interest bonds are due on January 15 and July 15 of each year. The final maturity stated in the issue is January 15, 2031.

The reacquisition price exceeded the net carrying amount of the old debt by \$892,451. This amount is being netted against the new debt and amortized over the remaining life of the refunded debt, which is equal to the life of the new debt issued, as a deferred outflow of resources on the statement of net position.

On December 22, 2020, \$4,150,000 of the series 2012 school improvement refunding bonds were refunded by the series 2020 school improvement refunding bonds.

Series 2013 School Improvement Refunding Bonds

On January 9, 2013, the District issued general obligation bonds (series 2013 refunding bonds) to refund \$5,640,000 of the series 2006 general obligation current interest bonds. This refunded debt is considered defeased (in-substance) and accordingly, has been removed from the statement of net position.

**RAVENNA CITY SCHOOL DISTRICT
PORTAGE COUNTY, OHIO**

NOTES TO THE BASIC FINANCIAL STATEMENTS
FOR THE FISCAL YEAR ENDED JUNE 30, 2021

NOTE 11 - LONG-TERM OBLIGATIONS - (Continued)

The refunding issue is comprised of both current interest bonds, par value \$5,555,000, and capital appreciation bonds par value \$84,986. The interest rates on the current interest bonds range from 1.00%-3.25%. The capital appreciation bonds mature each January 15, 2016 through 2022 (stated interest rate 46.03%) at a redemption price equal to 100% of the principal, plus accrued interest to the redemption date. The accreted value at maturity for the capital appreciation bonds outstanding at June 30, 2021 is \$665,000. Total accreted interest of \$600,346 for Series 2013 capital appreciation bonds has been included on the statement of net position at June 30, 2021. Principal and interest payments are made from the bond retirement fund (a nonmajor governmental fund).

Interest payments on the current interest bonds are due on January 15 and July 15 of each year. The final maturity stated in the issue is January 15, 2034.

The reacquisition price exceeded the net carrying amount of the old debt by \$592,068. This amount is being netted against the new debt and amortized over the remaining life of the refunded debt, which is equal to the life of the new debt issued, as a deferred outflow of resources on the statement of net position.

On December 22, 2020, the remaining balance of the current interest bonds were refunded by the series 2020 school improvement refunding bonds.

Series 2016 School Improvement Refunding Bonds

On August 11, 2016, the District issued a \$1,219,560 general obligation bonds (series 2016 refunding bonds) to refund \$1,220,000 of the series 2007 general obligation current interest bonds. This refunded debt is considered defeased (in-substance) and accordingly, has been removed from the statement of net position.

The refunding issue is comprised of current interest bonds with an interest rate of 3.10%. The reacquisition price exceeded the net carrying amount of the old debt by \$22,916. This amount is being netted against the new debt and amortized over the remaining life of the refunded debt, which is equal to the life of the new debt issued, as a deferred outflow of resources on the statement of net position.

Principal and interest payments are made from the bond retirement fund (a nonmajor governmental fund).

Interest payments on the current interest bonds are due on January 15 and July 15 of each year. The final maturity stated in the issue is January 15, 2032.

This refunding was undertaken to reduce the combined total debt service payments through January 15, 2032, by \$129,513 and resulted in an economic gain of \$105,079.

Series 2020 School Improvement Refunding Bonds

On December 22, 2020, the District issued a \$9,523,000 general obligation bonds (series 2020 refunding bonds) to refund \$4,150,000 of the series 2012 school improvement refunding bonds and \$5,385,000 of the series 2013 school improvement refunding bonds. This refunded debt is considered defeased (in-substance) and accordingly, has been removed from the statement of net position.

The refunding issue is comprised of current interest bonds with an interest rate of 2.06%. The reacquisition price was \$267,487 less than the net carrying amount of the old debt. This amount is being netted against the new debt and amortized over the remaining life of the refunded debt, which is equal to the life of the new debt issued, as a deferred inflow of resources on the statement of net position.

Principal and interest payments are made from the bond retirement fund (a nonmajor governmental fund).

**RAVENNA CITY SCHOOL DISTRICT
PORTAGE COUNTY, OHIO**

NOTES TO THE BASIC FINANCIAL STATEMENTS
FOR THE FISCAL YEAR ENDED JUNE 30, 2021

NOTE 11 - LONG-TERM OBLIGATIONS - (Continued)

Interest payments on the current interest bonds are due on January 15 and July 15 of each year. The final maturity stated in the issue is January 15, 2034.

This refunding was undertaken to reduce the combined total debt service payments through January 15, 2034, by \$719,297 and resulted in an economic gain of \$648,421.

Future Debt Service Requirements

Principal and interest requirements to retire general obligation bonds, lease purchase agreements, loans and tax anticipation note outstanding at June 30, 2021 are as follows:

Fiscal Year	Series 2012		Series 2013	
	School Improvement Refunding Current Interest Bonds		School Improvement Refunding Capital Appreciation Bonds	
	Principal	Interest	Principal	Accretion
<u>Ending June 30</u>				
2022	\$ 60,000	\$ 6,300	\$ 16,505	\$ 648,495
2023	60,000	5,100	-	-
2024	65,000	3,900	-	-
2025	65,000	2,600	-	-
2026	65,000	1,300	-	-
Total	<u>\$ 315,000</u>	<u>\$ 19,200</u>	<u>\$ 16,505</u>	<u>\$ 648,495</u>

Fiscal Year	Series 2016		Series 2020	
	School Improvement Refunding Current Interest Bonds		School Improvement Refunding Current Interest Bonds	
	Principal	Interest	Principal	Interest
<u>Ending June 30</u>				
2022	\$ 72,457	\$ 29,264	\$ 2,000	\$ 195,041
2023	76,903	27,017	662,000	195,000
2024	76,287	24,634	673,000	181,362
2025	80,577	22,268	692,000	167,498
2026	84,795	19,770	710,000	153,244
2027 - 2031	454,640	58,428	4,135,000	526,351
2032 - 2034	98,320	3,048	2,594,000	107,594
Total	<u>\$ 943,979</u>	<u>\$ 184,429</u>	<u>\$ 9,468,000</u>	<u>\$ 1,526,090</u>

Fiscal Year	Lease Purchase Agreement		Loan Agreement	
	Principal	Interest	Principal	Interest
	<u>Ending June 30</u>			
2022	\$ 86,000	\$ 75,071	\$ 111,002	\$ 4,502
2023	201,000	70,771	-	-
2024	346,000	57,846	-	-
2025	376,000	39,796	-	-
2026	376,000	20,996	-	-
2027	155,833	3,448	-	-
Total	<u>\$ 1,540,833</u>	<u>\$ 267,928</u>	<u>\$ 111,002</u>	<u>\$ 4,502</u>

**RAVENNA CITY SCHOOL DISTRICT
PORTAGE COUNTY, OHIO**

NOTES TO THE BASIC FINANCIAL STATEMENTS
FOR THE FISCAL YEAR ENDED JUNE 30, 2021

NOTE 11 - LONG-TERM OBLIGATIONS - (Continued)

Fiscal Year Ending June 30	Tax Anticipation Notes	
	Principal	Interest
2022	\$ 280,000	\$ 10,493
2023	290,000	3,547
Total	<u>\$ 570,000</u>	<u>\$ 14,040</u>

Legal Debt Margin

The Ohio Revised Code provides that voted net general obligation debt of the District shall never exceed 9% of the total assessed valuation of the District. The code further provides that unvoted indebtedness shall not exceed 1/10 of 1% of the property valuation of the District. The code additionally states that unvoted indebtedness related to energy conservation debt shall not exceed 9/10 of 1% of the property valuation of the District. The assessed valuation used in determining the District’s legal debt margin has been modified by House Bill 530 which became effective March 30, 2006. In accordance with House Bill 530, the assessed valuation used in the District’s legal debt margin calculation excluded tangible personal property used in business, telephone or telegraph property, interexchange telecommunications company property, and personal property owned or leased by a railroad company and used in railroad operations. The effects of these debt limitations at June 30, 2021, are a voted debt margin of \$19,919,242 (including available funds of \$580,766), an unvoted debt margin of \$334,244, and an unvoted conservation debt margin of \$3,008,196.

NOTE 12 - RISK MANAGEMENT

A. Property and Liability

The District is exposed to various risks of loss related to torts, theft of, damage to, and destruction of assets, errors and omissions, injuries to employees, and natural disasters. The District has property and fleet insurance, liability insurance and inland marine coverage policies through private insurance carriers. The deductibles for the property insurance are \$5,000. The deductibles for the fleet insurance and inland marine coverage vary from \$0 to \$1,000 depending on the incident.

The Board President, Board Member, Superintendent, and Athletic Director have a \$30,000 position bond with Travelers. The Treasurer is covered under a surety bond in the amount of \$100,000. There has been no reduction in insurance coverage from the prior year, and claims have not exceeded coverage in the last three fiscal years.

B. Workers’ Compensation

The District pays the State Workers' Compensation System, an insurance purchasing pool, a premium based on a rate per \$100 of salaries. The District is a member of the CompManagement group retrospective rating program, an insurance purchasing pool. This rate is calculated based on accident history and administrative costs.

C. Employee Medical Benefits

The District has contracted with the Stark County Schools Council of Governments Health Benefits Program (COG) to provide employee medical/surgical and dental benefits. The Stark County Schools Council of Governments Health Benefits Programs is a shared risk pool comprised of school districts. Rates are set through an annual calculation process. The District pays a monthly contribution which is paid to a common fund from which claim payments are made for all participants regardless of claim flow. The Board of Directors has the right to return money to an existing school district subsequent to the settlements of all expenses and claims. The District pays 85% of the total premiums while the employee pays 15% of the total premiums. The District paid premiums of \$1,707 for family coverage and \$703 for single coverage per employee per month in fiscal year 2021.

**RAVENNA CITY SCHOOL DISTRICT
PORTAGE COUNTY, OHIO**

NOTES TO THE BASIC FINANCIAL STATEMENTS
FOR THE FISCAL YEAR ENDED JUNE 30, 2021

NOTE 12 - RISK MANAGEMENT - (Continued)

The COG gave two premium holidays in fiscal year 2021.

Dental insurance is also provided through the Stark County Schools Council of Governments Health Benefits Program. The District pays 93% of the total premiums while the employee pays 7% of the total premiums. Premiums for dental coverage were \$223 for family coverage and \$90 for single coverage per employee per month.

NOTE 13 - DEFINED BENEFIT PENSION PLANS

The Statewide retirement systems provide both pension benefits and other postemployment benefits (OPEB).

Net Pension Liability/Net OPEB Liability/Asset

Pensions and OPEB are a component of exchange transactions—between an employer and its employees—of salaries and benefits for employee services. Pensions/OPEB are provided to an employee—on a deferred-payment basis—as part of the total compensation package offered by an employer for employee services each financial period.

The net pension/OPEB liability (asset) represent the District's proportionate share of each pension/OPEB plan's collective actuarial present value of projected benefit payments attributable to past periods of service, net of each pension/OPEB plan's fiduciary net position. The net pension/OPEB liability (asset) calculation is dependent on critical long-term variables, including estimated average life expectancies, earnings on investments, cost of living adjustments and others. While these estimates use the best information available, unknowable future events require adjusting these estimates annually.

The Ohio Revised Code limits the District's obligation for this liability to annually required payments. The District cannot control benefit terms or the manner in which pensions/OPEB are financed; however, the District does receive the benefit of employees' services in exchange for compensation including pension and OPEB.

GASB 68/75 assumes the liability is solely the obligation of the employer, because (1) they benefit from employee services; and (2) State statute requires funding to come from these employers. All pension contributions to date have come solely from these employers (which also includes pension costs paid in the form of withholdings from employees). The retirement systems may allocate a portion of the employer contributions to provide for these OPEB benefits. In addition, health care plan enrollees pay a portion of the health care costs in the form of a monthly premium. State statute requires the retirement systems to amortize unfunded pension liabilities within 30 years. If the pension amortization period exceeds 30 years, each retirement system's board must propose corrective action to the State legislature. Any resulting legislative change to benefits or funding could significantly affect the net pension/OPEB liability (asset). Resulting adjustments to the net pension/OPEB liability (asset) would be effective when the changes are legally enforceable. The Ohio Revised Code permits, but does not require, the retirement systems to provide healthcare to eligible benefit recipients.

The remainder of this note includes the required pension disclosures. See Note 14 for the required OPEB disclosures.

The proportionate share of each plan's unfunded benefits is presented as a long-term *net pension/OPEB liability (asset)* on the accrual basis of accounting. Any liability for the contractually-required pension contribution outstanding at the end of the year is included in pension and postemployment benefits payable on both the accrual and modified accrual bases of accounting.

**RAVENNA CITY SCHOOL DISTRICT
PORTAGE COUNTY, OHIO**

NOTES TO THE BASIC FINANCIAL STATEMENTS
FOR THE FISCAL YEAR ENDED JUNE 30, 2021

NOTE 13 - DEFINED BENEFIT PENSION PLANS - (Continued)

Plan Description - School Employees Retirement System (SERS)

Plan Description - The District non-teaching employees participate in SERS, a cost-sharing multiple-employer defined benefit pension plan administered by SERS. SERS provides retirement, disability and survivor benefits, annual cost-of-living adjustments, and death benefits to plan members and beneficiaries. Authority to establish and amend benefits is provided by Ohio Revised Code Chapter 3309. SERS issues a publicly available, stand-alone financial report that includes financial statements, required supplementary information and detailed information about SERS' fiduciary net position. That report can be obtained by visiting the SERS website at www.ohsers.org under Employers/Audit Resources.

Age and service requirements for retirement are as follows:

	Eligible to Retire on or before August 1, 2017 *	Eligible to Retire after August 1, 2017
Full benefits	Age 65 with 5 years of services credit; or Any age with 30 years of service credit	Age 67 with 10 years of service credit; or Age 57 with 30 years of service credit
Actuarially reduced benefits	Age 60 with 5 years of service credit; or Age 55 with 25 years of service credit	Age 62 with 10 years of service credit; or Age 60 with 25 years of service credit

* Members with 25 years of service credit as of August 1, 2017 will be included in this plan.

Annual retirement benefits are calculated based on final average salary multiplied by a percentage that varies based on years of service; 2.2% for the first thirty years of service and 2.5% for years of service credit over 30. Final average salary is the average of the highest three years of salary.

Effective January 1, 2018, SERS cost-of-living adjustment (COLA) changed from a fixed 3% annual increase to one based on the Consumer Price Index (CPI-W) with a cap of 2.5% and a floor of 0%. SERS also has the authority to award or suspend the COLA, or to adjust the COLA above or below CPI-W. SERS suspended the COLA increases for 2018, 2019 and 2020 for current retirees, and confirmed their intent to implement a four-year waiting period for the start of a COLA for future retirees. For 2021, the COLA was 0.5%.

Funding Policy - Plan members are required to contribute 10% of their annual covered salary and the District is required to contribute 14% of annual covered payroll. The contribution requirements of plan members and employers are established and may be amended by the SERS' Retirement Board up to statutory maximum amounts of 10% for plan members and 14% for employers. The Retirement Board, acting with the advice of the actuary, allocates the employer contribution rate among four of the System's funds (Pension Trust Fund, Death Benefit Fund, Medicare B Fund, and Health Care Fund). For the fiscal year ended June 30, 2021, the allocation to pension, death benefits, and Medicare B was 14.0%.

The District's contractually required contribution to SERS was \$606,557 for fiscal year 2021. Of this amount, \$62,024 is reported as pension and postemployment benefits payable.

**RAVENNA CITY SCHOOL DISTRICT
PORTAGE COUNTY, OHIO**

NOTES TO THE BASIC FINANCIAL STATEMENTS
FOR THE FISCAL YEAR ENDED JUNE 30, 2021

NOTE 13 - DEFINED BENEFIT PENSION PLANS - (Continued)

Plan Description - State Teachers Retirement System (STRS)

Plan Description - Licensed teachers participate in STRS, a cost-sharing multiple-employer public employee retirement system administered by STRS. STRS provides retirement and disability benefits to members and death and survivor benefits to beneficiaries. STRS issues a stand-alone financial report that includes financial statements, required supplementary information and detailed information about STRS' fiduciary net position. That report can be obtained by writing to STRS, 275 E. Broad St., Columbus, OH 43215-3771, by calling (888) 227-7877, or by visiting the STRS website at www.strsoh.org.

New members have a choice of three retirement plans: a Defined Benefit (DB) Plan, a Defined Contribution (DC) Plan and a Combined (CO) Plan. Benefits are established by Ohio Revised Code Chapter 3307. The DB Plan offers an annual retirement allowance based on final average salary multiplied by a percentage that varies based on years of service. Effective August 1, 2015, the calculation will be 2.2% of final average salary for the five highest years of earnings multiplied by all years of service. Effective July 1, 2017, the cost-of-living adjustment was reduced to zero. Members are eligible to retire at age 60 with five years of qualifying service credit, or age 55 with 28 years of service, or 33 years of service regardless of age. Eligibility changes will be phased in until August 1, 2026, when retirement eligibility for unreduced benefits will be five years of service credit and age 65, or 35 years of service credit and at least age 60.

The DC Plan allows members to place all of their member contributions and 9.53% of the 14% employer contributions into an investment account. Investment allocation decisions are determined by the member. The remaining 4.47% of the 14% employer rate is allocated to the defined benefit unfunded liability. A member is eligible to receive a retirement benefit at age 50 and termination of employment. The member may elect to receive a lifetime monthly annuity or a lump sum withdrawal.

The Combined Plan offers features of both the DB Plan and the DC Plan. In the Combined Plan, 12% of the 14% member rate goes to the DC Plan and the remaining 2% is applied to the DB Plan. Member contributions to the DC Plan are allocated among investment choices by the member, and contributions to the DB Plan from the employer and the member are used to fund the defined benefit payment at a reduced level from the regular DB Plan. The defined benefit portion of the Combined Plan payment is payable to a member on or after age 60 with five years of service. The defined contribution portion of the account may be taken as a lump sum payment or converted to a lifetime monthly annuity after termination of employment at age 50 and after termination of employment.

New members who choose the DC Plan or Combined Plan will have another opportunity to reselect a permanent plan during their fifth year of membership. Members may remain in the same plan or transfer to another STRS plan. The optional annuitization of a member's defined contribution account or the defined contribution portion of a member's Combined Plan account to a lifetime benefit results in STRS bearing the risk of investment gain or loss on the account. STRS has therefore included all three plan options as one defined benefit plan for GASB 68 reporting purposes.

A DB or Combined Plan member with five or more years of credited service who is determined to be disabled may qualify for a disability benefit. Eligible survivors of members who die before service retirement may qualify for monthly benefits. New members on or after July 1, 2013, must have at least ten years of qualifying service credit to apply for disability benefits. Members in the DC Plan who become disabled are entitled only to their account balance. If a member of the DC Plan dies before retirement benefits begin, the member's designated beneficiary is entitled to receive the member's account balance.

Funding Policy - Employer and member contribution rates are established by the State Teachers Retirement Board and limited by Chapter 3307 of the Ohio Revised Code. For fiscal year 2021, plan members were required to contribute 14% of their annual covered salary. The District was required to contribute 14%; the entire 14% was the portion used to fund pension obligations. The fiscal year 2021 contribution rates were equal to the statutory maximum rates.

**RAVENNA CITY SCHOOL DISTRICT
PORTAGE COUNTY, OHIO**

NOTES TO THE BASIC FINANCIAL STATEMENTS
FOR THE FISCAL YEAR ENDED JUNE 30, 2021

NOTE 13 - DEFINED BENEFIT PENSION PLANS - (Continued)

The District's contractually required contribution to STRS was \$1,875,165 for fiscal year 2021. Of this amount, \$352,580 is reported as pension and postemployment benefits payable.

Pension Liabilities, Pension Expense, and Deferred Outflows of Resources and Deferred Inflows of Resources Related to Pensions

The net pension liability was measured as of June 30, 2020, and the total pension liability used to calculate the net pension liability was determined by an actuarial valuation as of that date. The District's proportion of the net pension liability was based on the District's share of contributions to the pension plan relative to the projected contributions of all participating entities.

Following is information related to the proportionate share and pension expense:

	<u>SERS</u>	<u>STRS</u>	<u>Total</u>
Proportion of the net pension liability prior measurement date	0.12744940%	0.11064894%	
Proportion of the net pension liability current measurement date	<u>0.11820700%</u>	<u>0.10680535%</u>	
Change in proportionate share	<u>-0.00924240%</u>	<u>-0.00384359%</u>	
Proportionate share of the net pension liability	\$ 7,818,460	\$ 25,843,094	\$ 33,661,554
Pension expense	\$ 580,360	\$ 2,629,090	\$ 3,209,450

At June 30, 2021, the District reported deferred outflows of resources and deferred inflows of resources related to pensions from the following sources:

	<u>SERS</u>	<u>STRS</u>	<u>Total</u>
Deferred outflows of resources			
Differences between expected and actual experience	\$ 15,187	\$ 57,986	\$ 73,173
Net difference between projected and actual earnings on pension plan investments	496,313	1,256,751	1,753,064
Changes of assumptions	-	1,387,275	1,387,275
Difference between employer contributions and proportionate share of contributions/ change in proportionate share	-	109,487	109,487
Contributions subsequent to the measurement date	<u>606,557</u>	<u>1,875,165</u>	<u>2,481,722</u>
Total deferred outflows of resources	<u>\$ 1,118,057</u>	<u>\$ 4,686,664</u>	<u>\$ 5,804,721</u>
	<u>SERS</u>	<u>STRS</u>	<u>Total</u>
Deferred inflows of resources			
Differences between expected and actual experience	\$ -	\$ 165,248	\$ 165,248
Difference between employer contributions and proportionate share of contributions/ change in proportionate share	<u>384,028</u>	<u>831,726</u>	<u>1,215,754</u>
Total deferred inflows of resources	<u>\$ 384,028</u>	<u>\$ 996,974</u>	<u>\$ 1,381,002</u>

**RAVENNA CITY SCHOOL DISTRICT
PORTAGE COUNTY, OHIO**

NOTES TO THE BASIC FINANCIAL STATEMENTS
FOR THE FISCAL YEAR ENDED JUNE 30, 2021

NOTE 13 - DEFINED BENEFIT PENSION PLANS - (Continued)

\$2,481,722 reported as deferred outflows of resources related to pension resulting from District contributions subsequent to the measurement date will be recognized as a reduction of the net pension liability in the fiscal year ending June 30, 2022.

Other amounts reported as deferred outflows of resources and deferred inflows of resources related to pension will be recognized in pension expense as follows:

Fiscal Year Ending June 30:	<u>SERS</u>	<u>STRS</u>	<u>Total</u>
2022	\$ (265,456)	\$ 623,658	\$ 358,202
2023	30,669	219,667	250,336
2024	206,874	573,846	780,720
2025	<u>155,385</u>	<u>397,354</u>	<u>552,739</u>
Total	<u>\$ 127,472</u>	<u>\$ 1,814,525</u>	<u>\$ 1,941,997</u>

Actuarial Assumptions - SERS

SERS' total pension liability was determined by their actuaries in accordance with GASB Statement No. 67, as part of their annual actuarial valuation for each defined benefit retirement plan. Actuarial valuations of an ongoing plan involve estimates of the value of reported amounts (e.g., salaries, credited service) and assumptions about the probability of occurrence of events far into the future (e.g., mortality, disabilities, retirements, employment termination). Actuarially determined amounts are subject to continual review and potential modifications, as actual results are compared with past expectations and new estimates are made about the future.

Projections of benefits for financial reporting purposes are based on the substantive plan (the plan as understood by the employers and plan members) and include the types of benefits provided at the time of each valuation and the historical pattern of sharing benefit costs between the employers and plan members to that point. The projection of benefits for financial reporting purposes does not explicitly incorporate the potential effects of legal or contractual funding limitations.

Actuarial calculations reflect a long-term perspective. For a newly hired employee, actuarial calculations will take into account the employee's entire career with the employer and also take into consideration the benefits, if any, paid to the employee after termination of employment until the death of the employee and any applicable contingent annuitant. In many cases actuarial calculations reflect several decades of service with the employer and the payment of benefits after termination.

Key methods and assumptions used in calculating the total pension liability in the latest actuarial valuation, prepared as of June 30, 2020, are presented below:

Wage inflation	3.00%
Future salary increases, including inflation	3.50% to 18.20%
COLA or ad hoc COLA	2.50%
Investment rate of return	7.50% net of investment expense, including inflation
Actuarial cost method	Entry age normal (level percent of payroll)

For 2020, the mortality rates were based on the RP-2014 Blue Collar Mortality Table with fully generational projection and a five-year age set-back for both males and females. Mortality among service retired members, and beneficiaries were based upon the RP-2014 Blue Collar Mortality Table with fully generational projection with Scale BB, 120% of male rates, and 110% of female rates. Mortality among disabled members was based upon the RP-2000 Disabled Mortality Table, 90% for male rates and 100% for female rates, set back five years is used for the period after disability retirement.

**RAVENNA CITY SCHOOL DISTRICT
PORTAGE COUNTY, OHIO**

NOTES TO THE BASIC FINANCIAL STATEMENTS
FOR THE FISCAL YEAR ENDED JUNE 30, 2021

NOTE 13 - DEFINED BENEFIT PENSION PLANS - (Continued)

The most recent experience study was completed for the five year period ended June 30, 2015.

The long-term return expectation for the Pension Plan Investments has been determined using a building-block approach and assumes a time horizon, as defined in SERS' *Statement of Investment Policy*. A forecasted rate of inflation serves as the baseline for the return expectation. Various real return premiums over the baseline inflation rate have been established for each asset class. The long-term expected nominal rate of return has been determined by calculating a weighted average of the expected real return premiums for each asset class, adding the projected inflation rate, and adding the expected return from rebalancing uncorrelated asset classes.

The target allocation and best estimates of arithmetic real rates of return for each major asset class are summarized in the following table:

<u>Asset Class</u>	<u>Target Allocation</u>	<u>Long-Term Expected Real Rate of Return</u>
Cash	2.00 %	1.85 %
US Equity	22.50	5.75
International Equity	22.50	6.50
Fixed Income	19.00	2.85
Private Equity	12.00	7.60
Real Assets	17.00	6.60
Multi-Asset Strategies	5.00	6.65
Total	<u>100.00 %</u>	

Discount Rate - The total pension liability was calculated using the discount rate of 7.50%. The projection of cash flows used to determine the discount rate assumed the contributions from employers and from the members would be computed based on contribution requirements as stipulated by State statute. Projected inflows from investment earnings were calculated using the long-term assumed investment rate of return (7.50%). Based on those assumptions, the plan's fiduciary net position was projected to be available to make all future benefit payments of current plan members. Therefore, the long-term expected rate of return on pension plan investments was applied to all periods of projected benefits to determine the total pension liability.

Sensitivity of the District's Proportionate Share of the Net Pension Liability to Changes in the Discount Rate - Net pension liability is sensitive to changes in the discount rate, and to illustrate the potential impact the following table presents the net pension liability calculated using the discount rate of 7.50%, as well as what each plan's net pension liability would be if it were calculated using a discount rate that is one percentage point lower (6.50%), or one percentage point higher (8.50%) than the current rate.

	Current		
	<u>1% Decrease</u>	<u>Discount Rate</u>	<u>1% Increase</u>
District's proportionate share of the net pension liability	\$ 10,710,336	\$ 7,818,460	\$ 5,392,121

**RAVENNA CITY SCHOOL DISTRICT
PORTAGE COUNTY, OHIO**

NOTES TO THE BASIC FINANCIAL STATEMENTS
FOR THE FISCAL YEAR ENDED JUNE 30, 2021

NOTE 13 - DEFINED BENEFIT PENSION PLANS - (Continued)

Actuarial Assumptions - STRS

Key methods and assumptions used in the latest actuarial valuation, reflecting experience study results used in the July 1, 2020, actuarial valuation are presented below:

	<u>July 1, 2020</u>
Inflation	2.50%
Projected salary increases	12.50% at age 20 to 2.50% at age 65
Investment rate of return	7.45%, net of investment expenses, including inflation
Payroll increases	3.00%
Cost-of-living adjustments (COLA)	0.00%

For the July 1, 2020, actuarial valuation, post-retirement mortality rates for healthy retirees are based on the RP-2014 Annuitant Mortality Table with 50% of rates through age 69, 70% of rates between ages 70 and 79, 90% of rates between ages 80 and 84, and 100% of rates thereafter, projected forward generationally using mortality improvement scale MP-2016. Post-retirement disabled mortality rates are based on the RP-2014 Disabled Mortality Table with 90% of rates for males and 100% of rates for females, projected forward generationally using mortality improvement scale MP-2016. Pre-retirement mortality rates are based on RP-2014 Employee Mortality Table, projected forward generationally using mortality improvement scale MP-2016.

Actuarial assumptions used in the July 1, 2020 valuation are based on the results of an actuarial experience study for the period July 1, 2011 through June 30, 2016.

STRS Ohio's investment consultant develops an estimate range for the investment return assumption based on the target allocation adopted by the Retirement Board. The target allocation and long-term expected rate of return for each major asset class are summarized as follows:

<u>Asset Class</u>	<u>Target Allocation</u>	<u>Long-Term Expected Real Rate of Return *</u>
Domestic Equity	28.00 %	7.35 %
International Equity	23.00	7.55
Alternatives	17.00	7.09
Fixed Income	21.00	3.00
Real Estate	10.00	6.00
Liquidity Reserves	1.00	2.25
Total	<u>100.00 %</u>	

**10-Year geometric nominal returns, which include the real rate of return and inflation of 2.25% and does not include investment expenses. Over a 30-year period, STRS' investment consultant indicates that the above target allocations should generate a return above the actuarial rate of return, without net value added by management.

**RAVENNA CITY SCHOOL DISTRICT
PORTAGE COUNTY, OHIO**

NOTES TO THE BASIC FINANCIAL STATEMENTS
FOR THE FISCAL YEAR ENDED JUNE 30, 2021

NOTE 13 - DEFINED BENEFIT PENSION PLANS - (Continued)

Discount Rate - The discount rate used to measure the total pension liability was 7.45% as of June 30, 2020. The projection of cash flows used to determine the discount rate assumes member and employer contributions will be made at the statutory contribution rates in accordance with rate increases described above. For this purpose, only employer contributions that are intended to fund benefits of current plan members and their beneficiaries are included. Projected employer contributions that are intended to fund the service costs of future plan members and their beneficiaries, as well as projected contributions from future plan members, are not included. Based on those assumptions, STRS' fiduciary net position was projected to be available to make all projected future benefit payments to current plan members as of June 30, 2020. Therefore, the long-term expected rate of return on pension plan investments of 7.45% was applied to all periods of projected benefit payment to determine the total pension liability as of June 30, 2020.

Sensitivity of the District's Proportionate Share of the Net Pension Liability to Changes in the Discount Rate - The following table presents the District's proportionate share of the net pension liability calculated using the current period discount rate assumption of 7.45%, as well as what the District's proportionate share of the net pension liability would be if it were calculated using a discount rate that is one-percentage-point lower (6.45%) or one-percentage-point higher (8.45%) than the current rate:

	1% Decrease	Current Discount Rate	1% Increase
District's proportionate share of the net pension liability	\$ 36,796,067	\$ 25,843,094	\$ 16,561,362

NOTE 14 - DEFINED BENEFIT OPEB PLANS

Net OPEB Liability/Asset

See Note 13 for a description of the net OPEB liability (asset).

Plan Description - School Employees Retirement System (SERS)

Health Care Plan Description - The District contributes to the SERS Health Care Fund, administered by SERS for non-certificated retirees and their beneficiaries. For GASB 75 purposes, this plan is considered a cost-sharing other postemployment benefit (OPEB) plan. SERS' Health Care Plan provides healthcare benefits to eligible individuals receiving retirement, disability, and survivor benefits, and to their eligible dependents. Members who retire after June 1, 1986, need 10 years of service credit, exclusive of most types of purchased credit, to qualify to participate in SERS' health care coverage. In addition to age and service retirees, disability benefit recipients and beneficiaries who are receiving monthly benefits due to the death of a member or retiree, are eligible for SERS' health care coverage. Most retirees and dependents choosing SERS' health care coverage are over the age of 65 and therefore enrolled in a fully insured Medicare Advantage plan; however, SERS maintains a traditional, self-insured preferred provider organization for its non-Medicare retiree population. For both groups, SERS offers a self-insured prescription drug program. Health care is a benefit that is permitted, not mandated, by statute. The financial report of the Plan is included in the SERS Comprehensive Annual Financial Report which can be obtained on SERS' website at www.ohsers.org under Employers/Audit Resources.

Access to health care for retirees and beneficiaries is permitted in accordance with Section 3309 of the Ohio Revised Code. The Health Care Fund was established and is administered in accordance with Internal Revenue Code Section 105(e). SERS' Retirement Board reserves the right to change or discontinue any health plan or program. Active employee members do not contribute to the Health Care Plan. The SERS Retirement Board established the rules for the premiums paid by the retirees for health care coverage for themselves and their dependents or for their surviving beneficiaries. Premiums vary depending on the plan selected, qualified years of service, Medicare eligibility, and retirement status.

**RAVENNA CITY SCHOOL DISTRICT
PORTAGE COUNTY, OHIO**

NOTES TO THE BASIC FINANCIAL STATEMENTS
FOR THE FISCAL YEAR ENDED JUNE 30, 2021

NOTE 14 - DEFINED BENEFIT OPEB PLANS - (Continued)

Funding Policy - State statute permits SERS to fund the health care benefits through employer contributions. Each year, after the allocation for statutorily required pensions and benefits, the Retirement Board may allocate the remainder of the employer contribution of 14% of covered payroll to the Health Care Fund in accordance with the funding policy. For the fiscal year ended June 30, 2021, SERS did not allocate any employer contributions to post-employment health care. An additional health care surcharge on employers is collected for employees earning less than an actuarially determined minimum compensation amount, pro-rated if less than a full year of service credit was earned. For fiscal year 2021, this amount was \$23,000. Statutes provide that no employer shall pay a health care surcharge greater than 2% of that employer's SERS-covered payroll; nor may SERS collect in aggregate more than 1.5% of the total statewide SERS-covered payroll for the health care surcharge. For fiscal year 2021, the District's surcharge obligation was \$82,210.

The surcharge added to the allocated portion of the 14% employer contribution rate is the total amount assigned to the Health Care Fund. The District's contractually required contribution to SERS was \$82,210 for fiscal year 2021. Of this amount, \$82,210 is reported as pension and postemployment benefits payable.

Plan Description - State Teachers Retirement System (STRS)

Plan Description - The State Teachers Retirement System of Ohio (STRS) administers a cost-sharing Health Plan administered for eligible retirees who participated in the defined benefit or combined pension plans offered by STRS. Ohio law authorizes STRS to offer this plan. Benefits include hospitalization, physicians' fees, prescription drugs and partial reimbursement of monthly Medicare Part B premiums. Medicare Part B premium reimbursements will be discontinued effective January 1, 2021. The Plan is included in the report of STRS which can be obtained by visiting www.strsoh.org or by calling (888) 227-7877.

Funding Policy - Ohio Revised Code Chapter 3307 authorizes STRS to offer the Plan and gives the Retirement Board discretionary authority over how much, if any, of the health care costs will be absorbed by STRS. Active employee members do not contribute to the Health Care Plan. Nearly all health care plan enrollees, for the most recent year, pay a portion of the health care costs in the form of a monthly premium. Under Ohio law, funding for post-employment health care may be deducted from employer contributions, currently 14% of covered payroll. For the fiscal year ended June 30, 2021, STRS did not allocate any employer contributions to post-employment health care.

OPEB Liabilities/Assets, OPEB Expense, and Deferred Outflows of Resources and Deferred Inflows of Resources Related to OPEB

The net OPEB liability/asset was measured as of June 30, 2020, and the total OPEB liability/asset used to calculate the net OPEB liability/asset was determined by an actuarial valuation as of that date. The District's proportion of the net OPEB liability/asset was based on the District's share of contributions to the respective retirement systems relative to the contributions of all participating entities.

**RAVENNA CITY SCHOOL DISTRICT
PORTAGE COUNTY, OHIO**

NOTES TO THE BASIC FINANCIAL STATEMENTS
FOR THE FISCAL YEAR ENDED JUNE 30, 2021

NOTE 14 - DEFINED BENEFIT OPEB PLANS - (Continued)

Following is information related to the proportionate share and OPEB expense:

	<u>SERS</u>	<u>STRS</u>	<u>Total</u>
Proportion of the net OPEB liability/asset prior measurement date	0.13035920%	0.11064894%	
Proportion of the net OPEB liability/asset current measurement date	<u>0.12371570%</u>	<u>0.10680535%</u>	
Change in proportionate share	<u>-0.00664350%</u>	<u>-0.00384359%</u>	
Proportionate share of the net OPEB liability	\$ 2,688,747	\$ -	\$ 2,688,747
Proportionate share of the net OPEB asset	\$ -	\$ (1,877,103)	\$ (1,877,103)
OPEB expense	\$ (52,358)	\$ (122,803)	\$ (175,161)

At June 30, 2021, the District reported deferred outflows of resources and deferred inflows of resources related to OPEB from the following sources:

	<u>SERS</u>	<u>STRS</u>	<u>Total</u>
Deferred outflows of resources			
Differences between expected and actual experience	\$ 35,314	\$ 120,278	\$ 155,592
Net difference between projected and actual earnings on OPEB plan investments	30,294	65,783	96,077
Changes of assumptions	458,337	30,986	489,323
Difference between employer contributions and proportionate share of contributions/ change in proportionate share	33,869	5,496	39,365
Contributions subsequent to the measurement date	<u>82,210</u>	<u>-</u>	<u>82,210</u>
Total deferred outflows of resources	<u>\$ 640,024</u>	<u>\$ 222,543</u>	<u>\$ 862,567</u>
	<u>SERS</u>	<u>STRS</u>	<u>Total</u>
Deferred inflows of resources			
Differences between expected and actual experience	\$ 1,367,415	\$ 373,890	\$ 1,741,305
Changes of assumptions	67,724	1,782,936	1,850,660
Difference between employer contributions and proportionate share of contributions/ change in proportionate share	<u>276,134</u>	<u>46,687</u>	<u>322,821</u>
Total deferred inflows of resources	<u>\$ 1,711,273</u>	<u>\$ 2,203,513</u>	<u>\$ 3,914,786</u>

\$82,210 reported as deferred outflows of resources related to OPEB resulting from District contributions subsequent to the measurement date will be recognized as a reduction of the net OPEB liability/asset in the fiscal year ending June 30, 2022.

**RAVENNA CITY SCHOOL DISTRICT
PORTAGE COUNTY, OHIO**

NOTES TO THE BASIC FINANCIAL STATEMENTS
FOR THE FISCAL YEAR ENDED JUNE 30, 2021

NOTE 14 - DEFINED BENEFIT OPEB PLANS - (Continued)

Other amounts reported as deferred outflows of resources and deferred inflows of resources related to OPEB will be recognized in OPEB expense as follows:

Fiscal Year Ending June 30:	SERS	STRS	Total
2022	\$ (227,684)	\$ (495,919)	\$ (723,603)
2023	(225,494)	(451,393)	(676,887)
2024	(225,851)	(435,772)	(661,623)
2025	(228,798)	(420,876)	(649,674)
2026	(180,492)	(85,415)	(265,907)
Thereafter	(65,140)	(91,595)	(156,735)
Total	\$ (1,153,459)	\$ (1,980,970)	\$ (3,134,429)

Actuarial Assumptions - SERS

The total OPEB liability is determined by SERS' actuaries in accordance with GASB Statement No. 74, as part of their annual actuarial valuation for each retirement plan. Actuarial valuations of an ongoing plan involve estimates of the value of reported amounts (e.g., salaries, credited service) and assumptions about the probability of occurrence of events far into the future (e.g., mortality, disabilities, retirements, employment terminations). Actuarially determined amounts are subject to continual review and potential modifications, as actual results are compared with past expectations and new estimates are made about the future.

Projections of benefits for financial reporting purposes are based on the substantive plan (the plan as understood by the employers and plan members) and include the types of benefits provided at the time of each valuation and the historical pattern of sharing benefit costs between the employers and plan members to that point. The projection of benefits for financial reporting purposes does not explicitly incorporate the potential effects of legal or contractual funding limitations.

Actuarial calculations reflect a long-term perspective. For a newly hired employee, actuarial calculations will take into account the employee's entire career with the employer and also take into consideration the benefits, if any, paid to the employee after termination of employment until the death of the employee and any applicable contingent annuitant. In many cases, actuarial calculations reflect several decades of service with the employer and the payment of benefits after termination.

**RAVENNA CITY SCHOOL DISTRICT
PORTAGE COUNTY, OHIO**

NOTES TO THE BASIC FINANCIAL STATEMENTS
FOR THE FISCAL YEAR ENDED JUNE 30, 2021

NOTE 14 - DEFINED BENEFIT OPEB PLANS - (Continued)

Key methods and assumptions used in calculating the total OPEB liability in the latest actuarial valuation date of June 30, 2020 are presented below:

Wage inflation	3.00%
Future salary increases, including inflation	3.50% to 18.20%
Investment rate of return	7.50% net of investment expense, including inflation
Municipal bond index rate:	
Measurement date	2.45%
Prior measurement date	3.13%
Single equivalent interest rate, net of plan investment expense, including price inflation:	
Measurement date	2.63%
Prior measurement date	3.22%
Medical trend assumption:	
Measurement date	
Medicare	5.25 to 4.75%
Pre-Medicare	7.00 to 4.75%
Prior measurement date	
Medicare	5.25 to 4.75%
Pre-Medicare	7.00 to 4.75%

Mortality rates were based on the RP-2014 Blue Collar Mortality Table with fully generational projection and Scale BB, 120% of male rates and 110% of female rates. RP-2000 Disabled Mortality Table with 90% for male rates and 100% for female rates set back five years.

The most recent experience study was completed for the five year period ended June 30, 2015.

The long-term expected rate of return on plan assets is reviewed as part of the actuarial five-year experience study. The most recent study covers fiscal years 2010 through 2015, and was adopted by the Board on April 21, 2016. Several factors are considered in evaluating the long-term rate of return assumption including long-term historical data, estimates inherent in current market data, and a log-normal distribution analysis in which best-estimate ranges of expected future real rates of return were developed by the investment consultant for each major asset class. These ranges were combined to produce the long-term expected rate of return, 7.50%, by weighting the expected future real rates of return by the target asset allocation percentage and then adding expected inflation. The capital market assumptions developed by the investment consultant are intended for use over a 10-year horizon and may not be useful in setting the long-term rate of return for funding pension plans which covers a longer timeframe. The assumption is intended to be a long-term assumption and is not expected to change absent a significant change in the asset allocation, a change in the inflation assumption, or a fundamental change in the market that alters expected returns in future years.

**RAVENNA CITY SCHOOL DISTRICT
PORTAGE COUNTY, OHIO**

NOTES TO THE BASIC FINANCIAL STATEMENTS
FOR THE FISCAL YEAR ENDED JUNE 30, 2021

NOTE 14 - DEFINED BENEFIT OPEB PLANS - (Continued)

The target asset allocation and best estimates of arithmetic real rates of return for each major asset class, as used in the June 30, 2015 five-year experience study, are summarized as follows:

Asset Class	Target Allocation	Long-Term Expected Real Rate of Return
Cash	2.00 %	1.85 %
US Equity	22.50	5.75
International Equity	22.50	6.50
Fixed Income	19.00	2.85
Private Equity	12.00	7.60
Real Assets	17.00	6.60
Multi-Asset Strategies	5.00	6.65
Total	<u>100.00 %</u>	

Discount Rate - The discount rate used to measure the total OPEB liability at June 30, 2020 was 2.63%. The discount rate used to measure total OPEB liability prior to June 30, 2019 was 3.22%. The projection of cash flows used to determine the discount rate assumed that contributions will be made from members and the System at the state statute contribution rate of 2.00% of projected covered employee payroll each year, which includes a 1.50% payroll surcharge and 0.50% of contributions from the basic benefits plan. Based on these assumptions, the OPEB plan's fiduciary net position was projected to become insufficient to make future benefit payments during the fiscal year ending June 30, 2025. Therefore, the long-term expected rate of return on OPEB plan assets was used to present value the projected benefit payments through the fiscal year ending June 30, 2024 and the Fidelity General Obligation 20-year Municipal Bond Index rate of 2.45%, as of June 30, 2020 (i.e. municipal bond rate), was used to present value the projected benefit payments for the remaining years in the projection. A municipal bond rate of 3.13% was used as of June 30, 2019. The total present value of projected benefit payments from all years was then used to determine the single rate of return that was used as the discount rate. The projection of future benefit payments for all current plan members was until the benefit payments ran out.

Sensitivity of the District's Proportionate Share of the Net OPEB Liability to Changes in the Discount Rate and Changes in the Health Care Cost Trend Rates - The net OPEB liability is sensitive to changes in the discount rate and the health care cost trend rate. The following table presents the net OPEB liability of SERS, what SERS' net OPEB liability would be if it were calculated using a discount rate that is 1 percentage point lower (1.63%) and higher (3.63%) than the current discount rate (2.63%). Also shown is what SERS' net OPEB liability would be based on health care cost trend rates that are 1 percentage point lower (6.00% decreasing to 3.75%) and higher (8.00% decreasing to 5.75%) than the current rate (7.00% decreasing to 4.75%).

	1% Decrease	Current Discount Rate	1% Increase
	District's proportionate share of the net OPEB liability	\$ 3,290,960	\$ 2,688,747

	1% Decrease	Current Trend Rate	1% Increase
	District's proportionate share of the net OPEB liability	\$ 2,117,184	\$ 2,688,747

**RAVENNA CITY SCHOOL DISTRICT
PORTAGE COUNTY, OHIO**

NOTES TO THE BASIC FINANCIAL STATEMENTS
FOR THE FISCAL YEAR ENDED JUNE 30, 2021

NOTE 14 - DEFINED BENEFIT OPEB PLANS - (Continued)

Actuarial Assumptions - STRS

Key methods and assumptions used in the latest actuarial valuation, reflecting experience study results used in the July 1, 2020, actuarial valuation, compared with July 1, 2019, are presented below:

	July 1, 2020		July 1, 2019	
	Initial	Ultimate	Initial	Ultimate
Inflation	2.50%		2.50%	
Projected salary increases	12.50% at age 20 to 2.50% at age 65		12.50% at age 20 to 2.50% at age 65	
Investment rate of return	7.45%, net of investment expenses, including inflation		7.45%, net of investment expenses, including inflation	
Payroll increases	3.00%		3.00%	
Cost-of-living adjustments (COLA)	0.00%		0.00%	
Discount rate of return	7.45%		7.45%	
Blended discount rate of return	N/A		N/A	
Health care cost trends				
Medical				
Pre-Medicare	5.00%	4.00%	5.87%	4.00%
Medicare	-6.69%	4.00%	4.93%	4.00%
Prescription Drug				
Pre-Medicare	6.50%	4.00%	7.73%	4.00%
Medicare	11.87%	4.00%	9.62%	4.00%

Projections of benefits include the historical pattern of sharing benefit costs between the employers and retired plan members.

For healthy retirees the mortality rates are based on the RP-2014 Annuitant Mortality Table with 50% of rates through age 69, 70% of rates between ages 70 and 79, 90% of rates between ages 80 and 84, and 100% of rates thereafter, projected forward generationally using mortality improvement scale MP-2016. For disabled retirees, mortality rates are based on the RP-2014 Disabled Mortality Table with 90% of rates for males and 100% of rates for females, projected forward generationally using mortality improvement scale MP-2016.

Actuarial assumptions used in the June 30, 2020 valuation are based on the results of an actuarial experience study for the period July 1, 2011 through June 30, 2016.

Assumption Changes Since the Prior Measurement Date - There were no changes in assumptions since the prior measurement date of June 30, 2019.

Benefit Term Changes Since the Prior Measurement Date - There was no change to the claims costs process. Claim curves were updated to reflect the projected fiscal year end 2021 premium based on June 30, 2020 enrollment distribution. The non-Medicare subsidy percentage was increased effective January 1, 2021 from 1.984% to 2.055% per year of service. The non-Medicare frozen subsidy base premium was increased effective January 1, 2021. The Medicare subsidy percentages were adjusted effective January 1, 2021 to 2.1% for the AMA Medicare plan. The Medicare Part B monthly reimbursement elimination date was postponed indefinitely.

**RAVENNA CITY SCHOOL DISTRICT
PORTAGE COUNTY, OHIO**

NOTES TO THE BASIC FINANCIAL STATEMENTS
FOR THE FISCAL YEAR ENDED JUNE 30, 2021

NOTE 14 - DEFINED BENEFIT OPEB PLANS - (Continued)

STRS' investment consultant develops an estimate range for the investment return assumption based on the target allocation adopted by the Retirement Board. The target allocation and long-term expected rate of return for each major asset class are summarized as follows:

Asset Class	Target Allocation	Long-Term Expected Real Rate of Return *
Domestic Equity	28.00 %	7.35 %
International Equity	23.00	7.55
Alternatives	17.00	7.09
Fixed Income	21.00	3.00
Real Estate	10.00	6.00
Liquidity Reserves	1.00	2.25
Total	<u>100.00 %</u>	

**10-Year geometric nominal returns, which include the real rate of return and inflation of 2.25% and does not include investment expenses. Over a 30-year period, STRS' investment consultant indicates that the above target allocations should generate a return above the actuarial rate of return, without net value added by management.

Discount Rate - The discount rate used to measure the total OPEB asset was 7.45% as of June 30, 2020. The projection of cash flows used to determine the discount rate assumes STRS Ohio continues to allocate no employer contributions to the health care fund. Based on these assumptions, the OPEB plan's fiduciary net position was projected to be available to make all projected future benefit payments to current plan members. Therefore, the long-term expected rate of return on health care plan investments of 7.45% was used to measure the total OPEB asset as of June 30, 2020.

Sensitivity of the District's Proportionate Share of the Net OPEB Asset to Changes in the Discount and Health Care Cost Trend Rate - The following table represents the net OPEB asset as of June 30, 2020, calculated using the current period discount rate assumption of 7.45%, as well as what the net OPEB asset would be if it were calculated using a discount rate that is one percentage point lower (6.45%) or one percentage point higher (8.45%) than the current assumption. Also shown is the net OPEB asset as if it were calculated using health care cost trend rates that are one percentage point lower or one percentage point higher than the current health care cost trend rates.

	1% Decrease	Current Discount Rate	1% Increase
	District's proportionate share of the net OPEB asset	\$ 1,633,201	\$ 1,877,103

	1% Decrease	Current Trend Rate	1% Increase
	District's proportionate share of the net OPEB asset	\$ 2,071,198	\$ 1,877,103

NOTE 15 - OTHER EMPLOYEE BENEFITS

A. Life Insurance

The District provides life insurance to its employees through the Stark County Schools Council of Governments Health Benefits Programs.

**RAVENNA CITY SCHOOL DISTRICT
PORTAGE COUNTY, OHIO**

NOTES TO THE BASIC FINANCIAL STATEMENTS
FOR THE FISCAL YEAR ENDED JUNE 30, 2021

NOTE 15 - OTHER EMPLOYEE BENEFITS - (Continued)

B. Compensated Absences

The criteria for determining vacation and sick leave benefits are derived from negotiated agreements and State laws. Classified employees earn ten to twenty-five days of vacation per fiscal year, depending upon length of service. Accumulated, unused vacation time is paid to classified employees and administrators upon termination of employment. Teachers do not earn vacation time. Teachers, Administrators, and Classified employees earn sick leave at a rate of one and one-quarter days per month. Upon retirement, payment is made for one-fourth of accrued days. Severance days paid for classified employees are dependent on their years of experience.

C. Personal and Sick Leave Incentive

Attendance incentives shall be provided to those who achieve at least a 96% attendance level during time periods set forth in the negotiated agreements for classified and certified employees.

NOTE 16 - BUDGETARY BASIS OF ACCOUNTING

While reporting financial position, results of operations, and changes in fund balance on the basis of GAAP, the budgetary basis as provided by law is based upon accounting for certain transactions on a basis of cash receipts and disbursements.

The statement of revenue, expenditures and changes in fund balance - budget and actual (non-GAAP budgetary basis) - general fund is presented on the budgetary basis to provide a meaningful comparison of actual results with the budget. The major differences between the budget basis and the GAAP basis are that:

- (a) Revenues and other financing sources are recorded when received in cash (budget basis) as opposed to when susceptible to accrual (GAAP basis);
- (b) Expenditures and other financing uses are recorded when paid in cash (budget basis) as opposed to when the liability is incurred (GAAP basis);
- (c) In order to determine compliance with Ohio law, and to reserve that portion of the applicable appropriation, total outstanding encumbrances (budget basis) are recorded as the equivalent of an expenditure, as opposed to assigned or committed fund balance for that portion of outstanding encumbrances not already recognized as an account payable (GAAP basis);
- (d) Advances-in and advances-out are operating transactions (budget basis) as opposed to balance sheet transactions (GAAP basis); and,
- (e) Some funds are included in the general fund (GAAP basis) but have separate legally adopted budgets (budget basis).

**RAVENNA CITY SCHOOL DISTRICT
PORTAGE COUNTY, OHIO**

NOTES TO THE BASIC FINANCIAL STATEMENTS
FOR THE FISCAL YEAR ENDED JUNE 30, 2021

NOTE 16 - BUDGETARY BASIS OF ACCOUNTING - (Continued)

The adjustments necessary to convert the results of operations for the year on the budget basis to the GAAP basis for the general fund is as follows:

Net Change in Fund Balance

	<u>General fund</u>
Budget basis	\$ (563,870)
Net adjustment for revenue accruals	(620,375)
Net adjustment for expenditure accruals	267,467
Net adjustment for other sources/uses	(830,384)
Funds budgeted elsewhere	(8,899)
Adjustment for encumbrances	<u>365,904</u>
GAAP basis	<u>\$ (1,390,157)</u>

The public-school support fund is legally budgeted as a separate special revenue fund but is considered part of the general fund on a GAAP basis.

NOTE 17 - CONTINGENCIES

A. Grants

The District receives significant financial assistance from numerous federal, State and local agencies in the form of grants. The disbursement of funds received under these programs generally requires compliance with terms and conditions specified in the grant agreements and are subject to audit by the grantor agencies. Any disallowed claims resulting from such audits could become a liability of the District. However, in the opinion of management, any such disallowed claims will not have a material effect on the financial position of the District.

B. Litigation

The District is not party to any legal proceedings which, in the opinion of District management, will have a material effect, if any, on the financial condition of the District.

C. Foundation Funding

Foundation funding is based on the annualized full-time equivalent (FTE) enrollment of each student. Traditional districts must comply with minimum hours of instruction, instead of a minimum number of school days each year. The funding formula the Ohio Department of Education (ODE) is legislatively required to follow will continue to adjust as enrollment information is updated by the District, which can extend past the fiscal year-end. As of the date of this report, ODE has not finalized the impact of enrollment adjustments to the June 30, 2021 Foundation funding for the District; therefore, the financial statement impact is not determinable at this time. ODE and management believe this will result in either a receivable to or liability of the District.

**RAVENNA CITY SCHOOL DISTRICT
PORTAGE COUNTY, OHIO**

NOTES TO THE BASIC FINANCIAL STATEMENTS
FOR THE FISCAL YEAR ENDED JUNE 30, 2021

NOTE 18 - OTHER COMMITMENTS

The District utilizes encumbrance accounting as part of its budgetary controls. Encumbrances outstanding at year end may be reported as part of restricted, committed, or assigned classifications of fund balance to the extent of available fund balance. At year end, the District's commitments for encumbrances in the governmental funds were as follows:

<u>Fund</u>	<u>Year-End Encumbrances</u>
General	\$ 322,302
Nonmajor governmental	<u>190,912</u>
Total	<u>\$ 513,214</u>

NOTE 19 - OPERATING LEASE

On June 1, 2008, the District (Lessee) entered into a 30-year lease agreement with the Family and Community Services of Portage County, Inc. (Lessor) to lease a building to be used as the District's bus garage. The rent for the premises is \$375 per month for the 30-year term. The lease required the District to pay the Lessor the rent for the full term in one payment (\$135,000) by the commencement of the term (June 1, 2008). If the Lessee completes the 30-year term, the Lessor shall refund the Lessee \$75,000 within 14 days of May 31, 2038, the end of the term.

NOTE 20 - SET-ASIDES

The District is required by State law to annually set-aside certain general fund revenue amounts, as defined by statutory formula, for the acquisition and construction of capital improvements. Amounts not spent by the end of the fiscal year or offset by similarly restricted resources received during the year must be held in cash at fiscal year-end. This amount must be carried forward to be used for the same purpose in future years. Expenditures exceeding the set-aside requirement may not be carried forward to the next fiscal year.

The following cash-basis information describes the change in the fiscal year-end set-aside amount for capital improvements. Disclosure of this information is required by State statute.

	<u>Capital Improvements</u>
Set-aside balance June 30, 2020	\$ -
Current year set-aside requirement	397,520
Current year offsets	<u>(397,520)</u>
Total	<u>\$ -</u>
Balance carried forward to fiscal year 2022	<u>\$ -</u>
Set-aside balance June 30, 2021	<u>\$ -</u>

**RAVENNA CITY SCHOOL DISTRICT
PORTAGE COUNTY, OHIO**

**NOTES TO THE BASIC FINANCIAL STATEMENTS
FOR THE FISCAL YEAR ENDED JUNE 30, 2021**

NOTE 21 - TAX ABATEMENTS ENTERED INTO BY OTHER GOVERNMENTS

Enterprise Zones

The City of Ravenna entered into property tax abatement agreements with local businesses under Enterprise Zone tax abatement agreements. Enterprise zones are designated areas of land in which businesses can receive tax incentives in the form of tax exemptions on eligible new investment. The Enterprise Zone Program provides tax exemptions for a portion of the value of new real property when the investment is made in conjunction with a project that includes job creation or job retention. These tax abatements reduce assessed value by a percentage agreed upon by all parties that authorize these types of agreements. The agreements affect the property tax receipts collected and distributed to the District. Under the agreements, the District's property taxes were reduced by \$119,571 during fiscal year 2021.

NOTE 22 - COVID-19

The United States and the State of Ohio declared a state of emergency in March of 2020 due to the COVID-19 pandemic. The financial impact of COVID-19 and the continuing emergency measures may impact subsequent periods of the District. The District's investment portfolio and the pension and other employee benefits plan in which the District participate fluctuates with market conditions, and due to market volatility, the amount of gains or losses that will be realized in subsequent periods, if any, cannot be determined. In addition, the impact on the District's future operating costs, revenues, and additional recovery from emergency funding, either federal or state, cannot be estimated.

NOTE 23 - SUBSEQUENT EVENTS

As of October 11th, 2021, Candi Lukat became the Treasurer of the District.

For fiscal year 2022, District foundation funding received from the state of Ohio will be funded using a direct funding model. Under this new model, community school, STEM school and scholarship funding will be directly funded by the State of Ohio to the respective schools. For fiscal year 2021 and prior, the amounts related to students who were residents of the District were funded to the District who, in turn, made the payment to the respective school. For fiscal year 2021, the District reported \$2,361,432 in revenue and expenditures/expense related to these programs. This new funding system calculates a unique base cost and a unique "per-pupil local capacity amount" for each District. The District's state core foundation funding is then calculated. Any change in funding will be subject to a phase in percentage of 16.67 percent for fiscal year 2022 and 33.33 percent for fiscal year 2023.

REQUIRED SUPPLEMENTARY INFORMATION

**RAVENNA CITY SCHOOL DISTRICT
PORTAGE COUNTY, OHIO**

SCHEDULES OF REQUIRED SUPPLEMENTARY INFORMATION

SCHEDULE OF THE DISTRICT'S PROPORTIONATE SHARE OF
THE NET PENSION LIABILITY
SCHOOL EMPLOYEES RETIREMENT SYSTEM (SERS) OF OHIO

LAST EIGHT FISCAL YEARS

	<u>2021</u>	<u>2020</u>	<u>2019</u>	<u>2018</u>
District's proportion of the net pension liability	0.11820700%	0.12744940%	0.13328300%	0.12969940%
District's proportionate share of the net pension liability	\$ 7,818,460	\$ 7,625,521	\$ 7,633,364	\$ 7,749,253
District's covered payroll	\$ 4,316,314	\$ 4,365,067	\$ 4,359,948	\$ 4,224,464
District's proportionate share of the net pension liability as a percentage of its covered payroll	181.14%	174.69%	175.08%	183.44%
Plan fiduciary net position as a percentage of the total pension liability	68.55%	70.85%	71.36%	69.50%

Note: Information prior to 2014 was unavailable. Schedule is intended to show information for 10 years. Additional years will be displayed as they become available.

Amounts presented for each fiscal year were determined as of the District's measurement date which is the prior year-end.

SEE ACCOMPANYING NOTES TO THE REQUIRED SUPPLEMENTARY INFORMATION

<u>2017</u>	<u>2016</u>	<u>2015</u>	<u>2014</u>
0.13233650%	0.13587800%	0.13658100%	0.13658100%
\$ 9,685,811	\$ 7,753,330	\$ 6,912,287	\$ 8,122,034
\$ 4,101,929	\$ 4,090,637	\$ 3,968,788	\$ 3,957,717
236.13%	189.54%	174.17%	205.22%
62.98%	69.16%	71.70%	65.52%

**RAVENNA CITY SCHOOL DISTRICT
PORTAGE COUNTY, OHIO**

SCHEDULES OF REQUIRED SUPPLEMENTARY INFORMATION

SCHEDULE OF THE DISTRICT'S PROPORTIONATE SHARE OF
THE NET PENSION LIABILITY
STATE TEACHERS RETIREMENT SYSTEM (STRS) OF OHIO

LAST EIGHT FISCAL YEARS

	<u>2021</u>	<u>2020</u>	<u>2019</u>	<u>2018</u>
District's proportion of the net pension liability	0.10680535%	0.11064894%	0.10950420%	0.11058116%
District's proportionate share of the net pension liability	\$ 25,843,094	\$ 24,469,348	\$ 24,077,515	\$ 26,268,792
District's covered payroll	\$ 12,762,286	\$ 13,197,857	\$ 12,444,636	\$ 12,289,971
District's proportionate share of the net pension liability as a percentage of its covered payroll	202.50%	185.40%	193.48%	213.74%
Plan fiduciary net position as a percentage of the total pension liability	75.48%	70.40%	77.31%	75.30%

Note: Information prior to 2014 was unavailable. Schedule is intended to show information for 10 years. Additional years will be displayed as they become available.

Amounts presented for each fiscal year were determined as of the District's measurement date which is the prior year-end.

SEE ACCOMPANYING NOTES TO THE REQUIRED SUPPLEMENTARY INFORMATION

<u>2017</u>	<u>2016</u>	<u>2015</u>	<u>2014</u>
0.11126765%	0.11839547%	0.11967855%	0.11967855%
\$ 37,244,636	\$ 32,721,045	\$ 29,109,965	\$ 34,675,600
\$ 11,593,050	\$ 12,479,121	\$ 12,227,846	\$ 13,047,923
321.27%	262.21%	238.06%	265.76%
66.80%	72.10%	74.70%	69.30%

**RAVENNA CITY SCHOOL DISTRICT
PORTAGE COUNTY, OHIO**

SCHEDULES OF REQUIRED SUPPLEMENTARY INFORMATION

SCHEDULE OF DISTRICT PENSION CONTRIBUTIONS
SCHOOL EMPLOYEES RETIREMENT SYSTEM (SERS) OF OHIO

	LAST TEN FISCAL YEARS			
	<u>2021</u>	<u>2020</u>	<u>2019</u>	<u>2018</u>
Contractually required contribution	\$ 606,557	\$ 604,284	\$ 589,284	\$ 588,593
Contributions in relation to the contractually required contribution	<u>(606,557)</u>	<u>(604,284)</u>	<u>(589,284)</u>	<u>(588,593)</u>
Contribution deficiency (excess)	<u>\$ -</u>	<u>\$ -</u>	<u>\$ -</u>	<u>\$ -</u>
District's covered payroll	\$ 4,332,550	\$ 4,316,314	\$ 4,365,067	\$ 4,359,948
Contributions as a percentage of covered payroll	14.00%	14.00%	13.50%	13.50%

SEE ACCOMPANYING NOTES TO THE REQUIRED SUPPLEMENTARY INFORMATION

<u>2017</u>	<u>2016</u>	<u>2015</u>	<u>2014</u>	<u>2013</u>	<u>2012</u>
\$ 591,425	\$ 574,270	\$ 539,146	\$ 550,074	\$ 547,748	\$ 558,635
<u>(591,425)</u>	<u>(574,270)</u>	<u>(539,146)</u>	<u>(550,074)</u>	<u>(547,748)</u>	<u>(558,635)</u>
<u>\$ -</u>	<u>\$ -</u>	<u>\$ -</u>	<u>\$ -</u>	<u>\$ -</u>	<u>\$ -</u>
\$ 4,224,464	\$ 4,101,929	\$ 4,090,637	\$ 3,968,788	\$ 3,957,717	\$ 4,153,420
14.00%	14.00%	13.18%	13.86%	13.84%	13.45%

**RAVENNA CITY SCHOOL DISTRICT
PORTAGE COUNTY, OHIO**

SCHEDULES OF REQUIRED SUPPLEMENTARY INFORMATION

SCHEDULE OF DISTRICT PENSION CONTRIBUTIONS
STATE TEACHERS RETIREMENT SYSTEM (STRS) OF OHIO

	LAST TEN FISCAL YEARS			
	<u>2021</u>	<u>2020</u>	<u>2019</u>	<u>2018</u>
Contractually required contribution	\$ 1,875,165	\$ 1,786,720	\$ 1,847,700	\$ 1,742,249
Contributions in relation to the contractually required contribution	<u>(1,875,165)</u>	<u>(1,786,720)</u>	<u>(1,847,700)</u>	<u>(1,742,249)</u>
Contribution deficiency (excess)	<u>\$ -</u>	<u>\$ -</u>	<u>\$ -</u>	<u>\$ -</u>
District's covered payroll	\$ 13,394,036	\$ 12,762,286	\$ 13,197,857	\$ 12,444,636
Contributions as a percentage of covered payroll	14.00%	14.00%	14.00%	14.00%

SEE ACCOMPANYING NOTES TO THE REQUIRED SUPPLEMENTARY INFORMATION

<u>2017</u>	<u>2016</u>	<u>2015</u>	<u>2014</u>	<u>2013</u>	<u>2012</u>
\$ 1,720,596	\$ 1,623,027	\$ 1,747,077	\$ 1,589,620	\$ 1,696,230	\$ 1,779,316
<u>(1,720,596)</u>	<u>(1,623,027)</u>	<u>(1,747,077)</u>	<u>(1,589,620)</u>	<u>(1,696,230)</u>	<u>(1,779,316)</u>
<u>\$ -</u>	<u>\$ -</u>	<u>\$ -</u>	<u>\$ -</u>	<u>\$ -</u>	<u>\$ -</u>
\$ 12,289,971	\$ 11,593,050	\$ 12,479,121	\$ 12,227,846	\$ 13,047,923	\$ 13,687,046
14.00%	14.00%	14.00%	13.00%	13.00%	13.00%

**RAVENNA CITY SCHOOL DISTRICT
PORTAGE COUNTY, OHIO**

SCHEDULES OF REQUIRED SUPPLEMENTARY INFORMATION

SCHEDULE OF THE DISTRICT'S PROPORTIONATE SHARE OF
THE NET OPEB LIABILITY
SCHOOL EMPLOYEES RETIREMENT SYSTEM (SERS) OF OHIO

LAST FIVE FISCAL YEARS

	<u>2021</u>	<u>2020</u>	<u>2019</u>	<u>2018</u>
District's proportion of the net OPEB liability	0.12371570%	0.13035920%	0.13477810%	0.13118450%
District's proportionate share of the net OPEB liability	\$ 2,688,747	\$ 3,278,260	\$ 3,739,109	\$ 3,520,647
District's covered payroll	\$ 4,316,314	\$ 4,365,067	\$ 4,359,948	\$ 4,224,464
District's proportionate share of the net OPEB liability as a percentage of its covered payroll	62.29%	75.10%	85.76%	83.34%
Plan fiduciary net position as a percentage of the total OPEB liability	18.17%	15.57%	13.57%	12.46%

Note: Information prior to 2017 was unavailable. Schedule is intended to show information for 10 years. Additional years will be displayed as they become available.

Amounts presented for each fiscal year were determined as of the District's measurement date which is the prior year-end.

SEE ACCOMPANYING NOTES TO THE REQUIRED SUPPLEMENTARY INFORMATION

2017

0.13393492%

3,817,641

\$ 4,101,929

93.07%

11.49%

**RAVENNA CITY SCHOOL DISTRICT
PORTAGE COUNTY, OHIO**

SCHEDULES OF REQUIRED SUPPLEMENTARY INFORMATION

SCHEDULE OF THE DISTRICT'S PROPORTIONATE SHARE OF
THE NET OPEB LIABILITY/ASSET
STATE TEACHERS RETIREMENT SYSTEM (STRS) OF OHIO

LAST FIVE FISCAL YEARS

	<u>2021</u>	<u>2020</u>	<u>2019</u>	<u>2018</u>
District's proportion of the net OPEB liability/asset	0.10680535%	0.11064894%	0.10950420%	0.11058116%
District's proportionate share of the net OPEB liability/(asset)	\$ (1,877,103)	\$ (1,832,612)	\$ (1,759,621)	\$ 4,314,469
District's covered payroll	\$ 12,762,286	\$ 13,197,857	\$ 12,444,636	\$ 12,289,971
District's proportionate share of the net OPEB liability/asset as a percentage of its covered payroll	14.71%	13.89%	14.14%	35.11%
Plan fiduciary net position as a percentage of the total OPEB liability/asset	182.10%	174.70%	176.00%	47.10%

Note: Information prior to 2017 was unavailable. Schedule is intended to show information for 10 years. Additional years will be displayed as they become available.

Amounts presented for each fiscal year were determined as of the District's measurement date which is the prior year-end.

SEE ACCOMPANYING NOTES TO THE REQUIRED SUPPLEMENTARY INFORMATION

2017

0.11126765%

\$ 5,950,623

\$ 11,593,050

51.33%

37.30%

**RAVENNA CITY SCHOOL DISTRICT
PORTAGE COUNTY, OHIO**

SCHEDULES OF REQUIRED SUPPLEMENTARY INFORMATION

SCHEDULE OF DISTRICT OPEB CONTRIBUTIONS
SCHOOL EMPLOYEES RETIREMENT SYSTEM (SERS) OF OHIO

	LAST TEN FISCAL YEARS			
	<u>2021</u>	<u>2020</u>	<u>2019</u>	<u>2018</u>
Contractually required contribution	\$ 82,210	\$ 84,456	\$ 100,214	\$ 92,670
Contributions in relation to the contractually required contribution	<u>(82,210)</u>	<u>(84,456)</u>	<u>(100,214)</u>	<u>(92,670)</u>
Contribution deficiency (excess)	<u>\$ -</u>	<u>\$ -</u>	<u>\$ -</u>	<u>\$ -</u>
District's covered payroll	\$ 4,332,550	\$ 4,316,314	\$ 4,365,067	\$ 4,359,948
Contributions as a percentage of covered payroll	1.90%	1.96%	2.30%	2.13%

SEE ACCOMPANYING NOTES TO THE REQUIRED SUPPLEMENTARY INFORMATION

<u>2017</u>	<u>2016</u>	<u>2015</u>	<u>2014</u>	<u>2013</u>	<u>2012</u>
\$ 69,508	\$ 67,027	\$ 102,269	\$ 73,103	\$ 86,012	\$ 92,884
<u>(69,508)</u>	<u>(67,027)</u>	<u>(102,269)</u>	<u>(73,103)</u>	<u>(86,012)</u>	<u>(92,884)</u>
<u>\$ -</u>	<u>\$ -</u>	<u>\$ -</u>	<u>\$ -</u>	<u>\$ -</u>	<u>\$ -</u>
\$ 4,224,464	\$ 4,101,929	\$ 4,090,637	\$ 3,968,788	\$ 3,957,717	\$ 4,153,420
1.65%	1.63%	2.50%	1.84%	2.17%	2.24%

**RAVENNA CITY SCHOOL DISTRICT
PORTAGE COUNTY, OHIO**

SCHEDULES OF REQUIRED SUPPLEMENTARY INFORMATION

SCHEDULE OF DISTRICT OPEB CONTRIBUTIONS
STATE TEACHERS RETIREMENT SYSTEM (STRS) OF OHIO

	LAST TEN FISCAL YEARS			
	<u>2021</u>	<u>2020</u>	<u>2019</u>	<u>2018</u>
Contractually required contribution	\$ -	\$ -	\$ -	\$ -
Contributions in relation to the contractually required contribution	<u>-</u>	<u>-</u>	<u>-</u>	<u>-</u>
Contribution deficiency (excess)	<u>\$ -</u>	<u>\$ -</u>	<u>\$ -</u>	<u>\$ -</u>
District's covered payroll	\$ 13,394,036	\$ 12,762,286	\$ 13,197,857	\$ 12,444,636
Contributions as a percentage of covered payroll	0.00%	0.00%	0.00%	0.00%

SEE ACCOMPANYING NOTES TO THE REQUIRED SUPPLEMENTARY INFORMATION

<u>2017</u>	<u>2016</u>	<u>2015</u>	<u>2014</u>	<u>2013</u>	<u>2012</u>
\$ -	\$ -	\$ -	\$ 128,123	\$ 130,479	\$ 139,870
-	-	-	(128,123)	(130,479)	(139,870)
<u>\$ -</u>	<u>\$ -</u>	<u>\$ -</u>	<u>\$ -</u>	<u>\$ -</u>	<u>\$ -</u>
\$ 12,289,971	\$ 11,593,050	\$ 12,479,121	\$ 12,227,846	\$ 13,047,923	\$ 13,687,046
0.00%	0.00%	0.00%	1.00%	1.00%	1.00%

**RAVENNA CITY SCHOOL DISTRICT
PORTAGE COUNTY, OHIO**

NOTES TO THE REQUIRED SUPPLEMENTARY INFORMATION
FOR THE FISCAL YEAR ENDED JUNE 30, 2021

PENSION

SCHOOL EMPLOYEES RETIREMENT SYSTEM (SERS) OF OHIO

Changes in benefit terms: There were no changes in benefit terms from the amounts reported for fiscal years 2014-2017. For fiscal year 2018, SERS changed from a fixed 3% annual increase to a Cost of Living Adjustment (COLA) based on the changes in the Consumer Price Index (CPI-W), with a cap of 2.5% and a floor of 0%. There were no changes in benefit terms from the amounts previously reported for fiscal years 2019-2021.

Changes in assumptions: There were no changes in methods and assumptions used in the calculation of actuarial determined contributions for fiscal years 2014-2016. For fiscal year 2017, the following changes of assumptions affected the total pension liability since the prior measurement date: (a) the assumed rate of inflation was reduced from 3.25% to 3.00%, (b) payroll growth assumption was reduced from 4.00% to 3.50%, (c) assumed real wage growth was reduced from 0.75% to 0.50%, (d) rates of withdrawal, retirement and disability were updated to reflect recent experience, (e) mortality among active members was updated to RP-2014 Blue Collar Mortality Table with fully generational projection and a five year age set-back for both males and females, (f) mortality among service retired members and beneficiaries was updated to the following RP-2014 Blue Collar Mortality Table with fully generational projection with Scale BB, 120% of male rates and 110% of female rates, (g) mortality among disabled members was updated to RP-2000 Disabled Mortality Table, 90% for male rates and 100% for female rates, set back five years is used for the period after disability retirement and (h) the discount rate was reduced from 7.75% to 7.50%. There were no changes in methods and assumptions used in the calculation of actuarial determined contributions for fiscal years 2018-2021.

STATE TEACHERS RETIREMENT SYSTEM (STRS) OF OHIO

Changes in benefit terms: There were no changes in benefit terms from the amounts reported for fiscal years 2014-2017. For fiscal year 2018, STRS decreased the Cost of Living Adjustment (COLA) to zero. There were no changes in benefit terms from amounts previously reported for fiscal years 2019-2021.

Changes in assumptions: There were no changes in methods and assumptions used in the calculation of actuarial determined contributions for fiscal years 2014-2017. For fiscal year 2018, the following changes of assumption affected the total pension liability since the prior measurement date: (a) the long-term expected rate of return was reduced from 7.75% to 7.45%, (b) the inflation assumption was lowered from 2.75% to 2.50%, (c) the payroll growth assumption was lowered to 3.00%, (d) total salary increases rate was lowered by decreasing the merit component of the individual salary increases, in addition to a decrease of 0.25% due to lower inflation, (e) the healthy and disabled mortality assumptions were updated to the RP-2014 mortality tables with generational improvement scale MP-2016 and (f) rates of retirement, termination and disability were modified to better reflect anticipated future experience. There were no changes in methods and assumptions used in the calculation of actuarial determined contributions for fiscal years 2019-2021.

OTHER POSTEMPLOYMENT BENEFITS (OPEB)

SCHOOL EMPLOYEES RETIREMENT SYSTEM (SERS) OF OHIO

Changes in benefit terms: There were no changes in benefit terms from the amounts previously reported for fiscal years 2017-2021.

(Continued)

**RAVENNA CITY SCHOOL DISTRICT
PORTAGE COUNTY, OHIO**

NOTES TO THE REQUIRED SUPPLEMENTARY INFORMATION (CONTINUED)
FOR THE FISCAL YEAR ENDED JUNE 30, 2021

OTHER POSTEMPLOYMENT BENEFITS (OPEB) (Continued)

Changes in assumptions: There were no changes in methods and assumptions used in the calculation of actuarial determined contributions for fiscal year 2017. For fiscal year 2018, the following changes of assumptions affected the total OPEB liability since the prior measurement date: (a) assumed rate of inflation was reduced from 3.25% to 3.00%, (b) payroll growth assumption was reduced from 4.00% to 3.50%, (c) assumed real wage growth was reduced from 0.75% to 0.50%, (d) rates of withdrawal, retirement, and disability were updated to reflect recent experience, (e) mortality among active members was updated to the following: RP-2014 Blue Collar Mortality Table with fully generational projection and a five-year age set-back for both males and females, (f) mortality among service retired members and beneficiaries was updated to the following: RP-2014 Blue Collar Mortality Table with fully generational projection with Scale BB, 120% of male rates, and 110% of female rates, (g) mortality among disabled members was updated to the following: RP-2000 Disabled Mortality Table, 90% for male rates and 100% for female rates, set back five years is used for the period after disability retirement, (h) the municipal bond index rate increased from 2.92% to 3.56% and (i) the single equivalent interest rate, net of plan investment expense, including price inflation increased from 2.98% to 3.63%. For fiscal year 2019, the following changes of assumptions affected the total OPEB liability since the prior measurement date: (a) the discount rate increased from 3.63% to 3.70%, (b) the health care cost trend rates for Medicare were changed from a range of 5.50%-5.00% to a range of 5.375%-4.75% and Pre-Medicare were changed from a range of 7.50%-5.00% to a range of 7.25%-4.75%, (c) the municipal bond index rate increased from 3.56% to 3.62% and (d) the single equivalent interest rate, net of plan investment expense, including price inflation increased from 3.63% to 3.70%. For fiscal year 2020, the following changes of assumptions affected the total OPEB liability since the prior measurement date: (a) the discount rate decreased from 3.70% to 3.22%, (b) the health care cost trend rates for Medicare were changed from a range of 5.375%-4.75% to a range of 5.25%-4.75% and Pre-Medicare were changed from a range of 7.25%-4.75% to a range of 7.00%-4.75%, (c) the municipal bond index rate decreased from 3.62% to 3.13% and (d) the single equivalent interest rate, net of plan investment expense, including price inflation decreased from 3.70% to 3.22%. For fiscal year 2021, the following changes of assumptions affected the total OPEB liability since the prior measurement date: (a) the discount rate decreased from 3.22% to 2.63% and (b) the municipal bond index rate decreased from

STATE TEACHERS RETIREMENT SYSTEM (STRS) OF OHIO

Changes in benefit terms: There were no changes in benefit terms from the amounts previously reported for fiscal year 2017. For fiscal year 2018, STRS reduced the subsidy multiplier for non-Medicare benefit recipients from 2.1% to 1.9% per year of service. Medicare Part B premium reimbursements were discontinued for certain survivors and beneficiaries and all remaining Medicare Part B premium reimbursements will be discontinued beginning January 2019. For fiscal year 2019, STRS increased the subsidy multiplier for non-Medicare benefit recipients from 1.9% to 1.944% per year of service effective January 1, 2019. The non-Medicare frozen subsidy base premium was increased January 1, 2019 and all remaining Medicare Part B premium reimbursements will be discontinued beginning January 1, 2020. For fiscal year 2020, STRS increased the subsidy percentage from 1.944% to 1.984% effective January 1, 2020. The Medicare subsidy percentages were adjusted effective January 1, 2021 to 2.1% for the Medicare plan. The Medicare Part B monthly reimbursement elimination date was postponed to January 1, 2021. For fiscal year 2021, the non-Medicare subsidy percentage was increased effective January 1, 2021 from 1.984% to 2.055% per year of service. The non-Medicare frozen subsidy base premium was increased effective January 1, 2021. The Medicare subsidy percentages were adjusted effective January 1, 2021 to 2.1% for the AMA Medicare plan. The Medicare Part B monthly reimbursement elimination date was postponed indefinitely.

Changes in assumptions: There were no changes in methods and assumptions used in the calculation of actuarial determined contributions for fiscal year 2017. For fiscal year 2018, the following changes of assumptions affected the total OPEB liability since the prior measurement date: (a) the discount rate was increased from 3.26% to 4.13% based on the methodology defined under GASB Statement No. 74, Financial Reporting for Postemployment Benefit Plans Other Than Pension Plans (OPEB), (b) the long term expected rate of return was reduced from 7.75% to 7.45%, (c) valuation year per capita health care costs were updated, and the salary scale was modified, (d) the percentage of future retirees electing each option was updated based on current data and the percentage of future disabled retirees and terminated vested participants electing health coverage were decreased and (e) the assumed mortality, disability, retirement, withdrawal and future health care cost trend rates were modified along with the portion of rebated prescription drug costs. For fiscal year 2019, the following changes of assumptions affected the total OPEB liability/asset since the prior measurement date: (a) the discount rate was increased from the blended rate of 4.13% to the long-term expected rate of return of 7.45% based on the methodology defined under GASB Statement No. 74, Financial Reporting for Postemployment Benefit Plans Other Than Pension Plans (OPEB) and (b) decrease in health care cost trend rates from 6.00%-11.00% initial; 4.50% ultimate down to Medical Pre-Medicare 6.00% and Medicare 5.00% initial; 4.00% ultimate and Prescription Drug Pre-Medicare 8.00% and Medicare (5.23%) initial; 4.00% ultimate. For fiscal year 2020, health care cost trend rates were changed to the following: medical pre-Medicare from 6.00% initial - 4.00% ultimate down to 5.87% initial - 4.00% ultimate; medical Medicare from 5.00% initial - 4.00% ultimate down to 4.93% initial - 4.00% ultimate; prescription drug pre-Medicare from 8.00% initial - 4.00% ultimate down to 7.73% initial - 4.00% ultimate and (5.23%) initial - 4.00% ultimate up to 9.62% initial - 4.00% ultimate. For fiscal year 2021, health care cost trend rates were changed to the following: medical pre-Medicare from 5.87% initial - 4.00% ultimate down to 5.00% initial - 4.00% ultimate; medical Medicare from 4.93% initial - 4.00% ultimate down to 9.62% initial - 4.00% ultimate up to 11.87% initial - 4.00% ultimate.

This page intentionally left blank.

**RAVENNA CITY SCHOOL DISTRICT
PORTAGE COUNTY**

**SCHEDULE OF EXPENDITURES OF FEDERAL AWARDS
FOR THE YEAR ENDED JUNE 30, 2021**

FEDERAL GRANTOR Pass Through Grantor Program / Cluster Title	Federal CFDA Number	Pass Through Entity Identifying Number	Total Federal Expenditures
U.S. DEPARTMENT OF EDUCATION			
<i>Passed Through Ohio Department of Education</i>			
Title I - Grants to Local Educational Agencies (Supplemental School Improvement)	84.010	044685-3M00-2020	\$ 4,426
Title I - Grants to Local Educational Agencies (Supplemental School Improvement)	84.010	044685-3M00-2021	21,736
Title I - Grants to Local Educational Agencies (Improving Basic Programs)	84.010	044685-3M00-2020	115,886
Title I - Grants to Local Educational Agencies (Improving Basic Programs)	84.010	044685-3M00-2021	559,526
Total Title I - Grants to Local Educational Agencies			<u>701,574</u>
Special Education Cluster:			
Special Education - Grants to State (IDEA-B)	84.027	044685-3M20-2020	487
Special Education - Grants to State (IDEA-B)	84.027	044685-3M20-2021	577,592
Total Special Education-Grants to State			<u>578,079</u>
Special Education - Preschool Grants	84.173	044685-3C50-2020	1,235
Special Education - Preschool Grants	84.173	044685-3C50-2021	16,449
Total Special Education - Preschool Grants			<u>17,684</u>
Total Special Education Cluster			<u>595,763</u>
English Language Acquisition State Grants (Title III)	84.365	N/A	113
Student Support and Academic Enrichment Program (Title IV-A)	84.424	044685-3HI0-2021	55,964
Supporting Effective Instruction State Grants (Title II-A)	84.367	044685-3Y60-2020	18,050
Supporting Effective Instruction State Grants (Title II-A)	84.367	044685-3Y60-2021	87,909
Total Supporting Effective Instruction			<u>105,959</u>
COVID-19 Education Stabilization Fund (ESSER)	84.425	044685-3HS0-2021	650,647
TOTAL U.S. DEPARTMENT OF EDUCATION			<u>2,110,020</u>
U.S. DEPARTMENT OF THE TREASURY			
<i>Passed Through Ohio Department of Education</i>			
COVID-19 Coronavirus Relief Fund	21.019	044685-5CV1-2020	145,902
COVID-19 Coronavirus Relief Fund (BroadbandOhio Connectivity)	21.019	044685-5CV1-2021	71,847
Total Coronavirus Relief Fund			<u>217,749</u>
TOTAL U.S. DEPARTMENT OF THE TREASURY			<u>217,749</u>
U.S. DEPARTMENT OF AGRICULTURE			
<i>Passed Through the Ohio Department of Education</i>			
Child Nutrition Cluster:			
Non Cash Assistance:			
National School Lunch Program	10.555	N/A	90,654
Cash Assistance:			
School Breakfast Program	10.553	044685-3L70-2021	436,401
National School Lunch Program	10.555	044685-3L60-2021	230,023
COVID-19 School Breakfast Program	10.553	044685-3L70-2021	47,471
COVID-19 National School Lunch Program	10.555	044685-3L60-2021	71,843
Total Child Nutrition Cluster			<u>876,392</u>
TOTAL U.S. DEPARTMENT OF AGRICULTURE			<u>876,392</u>
Total Expenditures of Federal Awards			<u>\$ 3,204,161</u>

The accompanying notes are an integral part of this schedule.

**RAVENNA CITY SCHOOL DISTRICT
PORTAGE COUNTY**

**NOTES TO THE SCHEDULE OF EXPENDITURES OF FEDERAL AWARDS
2 CFR 200.510(b)(6)
FOR THE YEAR ENDED JUNE 30, 2021**

NOTE A – BASIS OF PRESENTATION

The accompanying Schedule of Expenditures of Federal Awards (the Schedule) includes the federal award activity of Ravenna City School District (the District) under programs of the federal government for the year ended June 30, 2021. The information on this Schedule is prepared in accordance with the requirements of Title 2 U.S. Code of Federal Regulations Part 200, *Uniform Administrative Requirements, Cost Principles, and Audit Requirements for Federal Awards* (Uniform Guidance). Because the Schedule presents only a selected portion of the operations of the District, it is not intended to and does not present the financial position, changes in net position, or cash flows of the District.

NOTE B – SUMMARY OF SIGNIFICANT ACCOUNTING POLICIES

Expenditures reported on the Schedule are reported on the cash basis of accounting. Such expenditures are recognized following the cost principles contained in Uniform Guidance wherein certain types of expenditures may or may not be allowable or may be limited as to reimbursement.

NOTE C – INDIRECT COST RATE

The District has elected not to use the 10-percent de minimis indirect cost rate as allowed under the Uniform Guidance.

NOTE D - CHILD NUTRITION CLUSTER

The District commingles cash receipts from the U.S. Department of Agriculture with similar State grants. When reporting expenditures on this Schedule, the District assumes it expends federal monies first.

NOTE E – FOOD DONATION PROGRAM

The District reports commodities consumed on the Schedule at the entitlement value. The District allocated donated food commodities to the respective program that benefitted from the use of those donated food commodities.

NOTE F - TRANSFERS BETWEEN PROGRAM YEARS

Federal regulations require schools to obligate certain federal awards by June 30. However, with ODE's consent, schools can transfer unobligated amounts to the subsequent fiscal year's program. The District transferred the following amounts from 2021 to 2022 programs:

<u>Program Title</u>	<u>CFDA</u> <u>Number</u>	<u>Amt.</u> <u>Transferred</u>
Title I Grants to Local Educational Agencies	84.010	\$ 273,261
Special Education - Preschool Resoration	84.173	\$ 4,124
Improving Teacher Quality	84.367	\$ 31,482
Student Support and Academic Enrichment	84.424	\$ 14,000

OHIO AUDITOR OF STATE KEITH FABER



88 East Broad Street
Columbus, Ohio 43215
ContactUs@ohioauditor.gov
(800) 282-0370

INDEPENDENT AUDITOR'S REPORT ON INTERNAL CONTROL OVER FINANCIAL REPORTING AND ON COMPLIANCE AND OTHER MATTERS REQUIRED BY GOVERNMENT AUDITING STANDARDS

Ravenna City School District
Portage County
534 Summit Street
Ravenna, Ohio 44266

To the Board of Education:

We have audited, in accordance with auditing standards generally accepted in the United States and the Comptroller General of the United States' *Government Auditing Standards*, the financial statements of the governmental activities, the major fund, and the aggregate remaining fund information of the Ravenna City School District, Portage County, (the District) as of and for the year ended June 30, 2021, and the related notes to the financial statements, which collectively comprise the District's basic financial statements and have issued our report thereon dated May 10, 2022, wherein we noted the financial impact of COVID-19 and the continuing emergency measures may impact subsequent periods of the District.

Internal Control Over Financial Reporting

As part of our financial statement audit, we considered the District's internal control over financial reporting (internal control) as a basis for designing audit procedures appropriate in the circumstances to the extent necessary to support our opinion on the financial statements, but not to the extent necessary to opine on the effectiveness of the District's internal control. Accordingly, we have not opined on it.

A *deficiency in internal control* exists when the design or operation of a control does not allow management or employees, when performing their assigned functions, to prevent, or detect and timely correct misstatements. A *material weakness* is a deficiency, or combination of internal control deficiencies resulting in a reasonable possibility that internal control will not prevent or detect and timely correct a material misstatement of the District's financial statements. A *significant deficiency* is a deficiency, or a combination of deficiencies, in internal control that is less severe than a material weakness, yet important enough to merit attention by those charged with governance.

Our consideration of internal control was for the limited purpose described in the first paragraph of this section and was not designed to identify all internal control deficiencies that might be material weaknesses or significant deficiencies. Given these limitations, we did not identify any deficiencies in internal control that we consider material weaknesses. However, unidentified material weaknesses may exist.

Compliance and Other Matters

As part of reasonably assuring whether the District's financial statements are free of material misstatement, we tested its compliance with certain provisions of laws, regulations, contracts, and grant agreements, noncompliance with which could directly and materially affect the financial statements. However, opining on compliance with those provisions was not an objective of our audit and accordingly, we do not express an opinion. The results of our tests disclosed no instances of noncompliance or other matters we must report under *Government Auditing Standards*.

Purpose of this Report

This report only describes the scope of our internal control and compliance testing and our testing results, and does not opine on the effectiveness of the District's internal control or on compliance. This report is an integral part of an audit performed under *Government Auditing Standards* in considering the District's internal control and compliance. Accordingly, this report is not suitable for any other purpose.



Keith Faber
Auditor of State
Columbus, Ohio

May 10, 2022



**INDEPENDENT AUDITOR'S REPORT ON COMPLIANCE WITH REQUIREMENTS
APPLICABLE TO EACH MAJOR FEDERAL PROGRAM AND ON INTERNAL CONTROL OVER
COMPLIANCE REQUIRED BY THE UNIFORM GUIDANCE**

Ravenna City School District
Portage County
534 Summit Street
Ravenna, Ohio 44266

To the Board of Education:

Report on Compliance for each Major Federal Program

We have audited Ravenna City School District's (the District) compliance with the applicable requirements described in the U.S. Office of Management and Budget (OMB) *Compliance Supplement* that could directly and materially affect each of Ravenna City School District's major federal programs for the year ended June 30, 2021. The *Summary of Auditor's Results* in the accompanying schedule of findings identifies the District's major federal programs.

Management's Responsibility

The District's Management is responsible for complying with federal statutes, regulations, and the terms and conditions of its federal awards applicable to its federal program.

Auditor's Responsibility

Our responsibility is to opine on the District's compliance for each of the District's major federal programs based on our audit of the applicable compliance requirements referred to above. Our compliance audit followed auditing standards generally accepted in the United States of America; the standards for financial audits included in the Comptroller General of the United States' *Government Auditing Standards*; and the audit requirements of Title 2 U.S. *Code of Federal Regulations* Part 200, *Uniform Administrative Requirements, Cost Principles, and Audit Requirements for Federal Awards* (Uniform Guidance). These standards and the Uniform Guidance require us to plan and perform the audit to reasonably assure whether noncompliance with the applicable compliance requirements referred to above that could directly and materially affect a major federal program occurred. An audit includes examining, on a test basis, evidence about the District's compliance with those requirements and performing such other procedures as we considered necessary in the circumstances.

We believe our audit provides a reasonable basis for our compliance opinion on each of the District's major programs. However, our audit does not provide a legal determination of the District's compliance.

Opinion on each Major Federal Program

In our opinion, Ravenna City School District complied, in all material respects with the compliance requirements referred to above that could directly and materially affect each of its major federal programs for the year ended June 30, 2021.

Report on Internal Control Over Compliance

The District's management is responsible for establishing and maintaining effective internal control over compliance with the applicable compliance requirements referred to above. In planning and performing our compliance audit, we considered the District's internal control over compliance with the applicable requirements that could directly and materially affect a major federal program, to determine our auditing procedures appropriate for opining on each major federal program's compliance and to test and report on internal control over compliance in accordance with the Uniform Guidance, but not to the extent needed to opine on the effectiveness of internal control over compliance. Accordingly, we have not opined on the effectiveness of the District's internal control over compliance.

A deficiency in internal control over compliance exists when the design or operation of a control over compliance does not allow management or employees, when performing their assigned functions, to prevent, or to timely detect and correct, noncompliance with a federal program's applicable compliance requirement. A *material weakness in internal control over compliance* is a deficiency, or combination of deficiencies, in internal control over compliance, such that there is a reasonable possibility that material noncompliance with a federal program compliance requirement will not be prevented, or timely detected and corrected. A *significant deficiency in internal control over compliance* is a deficiency, or a combination of deficiencies, in internal control over compliance with federal program's applicable compliance requirement that is less severe than a material weakness in internal control over compliance, yet important enough to merit attention by those charged with governance.

Our consideration of internal control over compliance was for the limited purpose described in the first paragraph of this section and would not necessarily identify all deficiencies in internal control over compliance that might be material weaknesses or significant deficiencies. We did not identify any deficiencies in internal control over compliance that we consider to be material weaknesses. However, material weaknesses may exist that have not been identified.

This report only describes the scope of our internal control over compliance tests and the results of this testing based on Uniform Guidance requirements. Accordingly, this report is not suitable for any other purpose.



Keith Faber
Auditor of State
Columbus, Ohio

May 10, 2022

**RAVENNA CITY SCHOOL DISTRICT
PORTAGE COUNTY**

**SCHEDULE OF FINDINGS
2 CFR § 200.515
JUNE 30, 2021**

1. SUMMARY OF AUDITOR'S RESULTS

(d)(1)(i)	Type of Financial Statement Opinion	Unmodified
(d)(1)(ii)	Were there any material weaknesses in internal control reported at the financial statement level (GAGAS)?	No
(d)(1)(ii)	Were there any significant deficiencies in internal control reported at the financial statement level (GAGAS)?	No
(d)(1)(iii)	Was there any reported material noncompliance at the financial statement level (GAGAS)?	No
(d)(1)(iv)	Were there any material weaknesses in internal control reported for major federal programs?	No
(d)(1)(iv)	Were there any significant deficiencies in internal control reported for major federal programs?	No
(d)(1)(v)	Type of Major Programs' Compliance Opinion	Unmodified
(d)(1)(vi)	Are there any reportable findings under 2 CFR § 200.516(a)?	No
(d)(1)(vii)	Major Programs (list):	Child Nutrition Cluster Special Education Cluster
(d)(1)(viii)	Dollar Threshold: Type A/B Programs	Type A: > \$ 750,000 Type B: all others
(d)(1)(ix)	Low Risk Auditee under 2 CFR § 200.520?	No

**2. FINDINGS RELATED TO THE FINANCIAL STATEMENTS
REQUIRED TO BE REPORTED IN ACCORDANCE WITH GAGAS**

None

3. FINDINGS AND QUESTIONED COSTS FOR FEDERAL AWARDS

None

This page intentionally left blank.

OHIO AUDITOR OF STATE KEITH FABER



RAVENNA CITY SCHOOL DISTRICT

PORTAGE COUNTY

AUDITOR OF STATE OF OHIO CERTIFICATION

This is a true and correct copy of the report, which is required to be filed pursuant to Section 117.26, Revised Code, and which is filed in the Office of the Ohio Auditor of State in Columbus, Ohio.



Certified for Release 6/21/2022

88 East Broad Street, Columbus, Ohio 43215
Phone: 614-466-4514 or 800-282-0370

This report is a matter of public record and is available online at
www.ohioauditor.gov