

PLAIN LOCAL SCHOOL DISTRICT
STARK COUNTY, OHIO

SINGLE AUDIT

FOR THE FISCAL YEAR ENDED
JUNE 30, 2021



Rea & associates

www.reacpa.com

OHIO AUDITOR OF STATE
KEITH FABER



88 East Broad Street
Columbus, Ohio 43215
IPAReport@ohioauditor.gov
(800) 282-0370

Board of Education
Plain Local School District
901 44th Street Northwest
Canton, Ohio 44709

We have reviewed the *Independent Auditor's Report* of Plain Local School District, Stark County, prepared by Rea & Associates, Inc., for the audit period July 1, 2020 through June 30, 2021. Based upon this review, we have accepted these reports in lieu of the audit required by Section 117.11, Revised Code. The Auditor of State did not audit the accompanying financial statements and, accordingly, we are unable to express, and do not express an opinion on them.

Our review was made in reference to the applicable sections of legislative criteria, as reflected by the Ohio Constitution, and the Revised Code, policies, procedures and guidelines of the Auditor of State, regulations and grant requirements. Plain Local School District is responsible for compliance with these laws and regulations.

A handwritten signature in cursive script that reads "Keith Faber".

Keith Faber
Auditor of State
Columbus, Ohio

February 02, 2022

This page intentionally left blank.

Plain Local School District
Stark County, Ohio
Table of Contents
June 30, 2021

	<i>Page</i>
Independent Auditor’s Report.....	1
Management’s Discussion and Analysis.....	5
Basic Financial Statements:	
Government-Wide Financial Statements:	
Statement of Net Position	17
Statement of Activities.....	18
Fund Financial Statements:	
Balance Sheet – Governmental Funds	19
Reconciliation of Total Governmental Fund Balances to Net Position of Governmental Activities	20
Statement of Revenues, Expenditures and Changes in Fund Balances – Governmental Funds	21
Reconciliation of the Statement of Revenues, Expenditures and Changes in Fund Balances of Governmental Funds to the Statement of Activities	22
Statement of Revenues, Expenditures, and Changes in Fund Balance – Budget and Actual (Non-GAAP Budgetary Basis) – General Fund.....	23
Statement of Fiduciary Net Position – Fiduciary Funds	24
Statement of Changes in Fiduciary Net Position – Fiduciary Funds	25
Notes to the Basic Financial Statements	27

Plain Local School District
Stark County, Ohio
Table of Contents
June 30, 2021
(Continued)

	<i>Page</i>
Required Supplementary Information:	
Schedule of the District’s Proportionate Share of the Net Pension Liability:	
School Employees Retirement System (SERS) of Ohio.....	67
State Teachers Retirement System (STRS) of Ohio	69
Schedule of District Pension Contributions:	
School Employees Retirement System (SERS) of Ohio.....	71
State Teachers Retirement System (STRS) of Ohio	73
Schedule of the District’s Proportionate Share of the Net OPEB Liability/Asset:	
School Employees Retirement System (SERS) of Ohio.....	75
State Teachers Retirement System (STRS) of Ohio	76
Schedule of District OPEB Contributions:	
School Employees Retirement System (SERS) of Ohio.....	77
State Teachers Retirement System (STRS) of Ohio	79
Notes to the Required Supplementary Information	81
Independent Auditor’s Report on Internal Control Over Financial Reporting and on Compliance and Other Matters Based on an Audit of Financial Statements Performed in Accordance with <i>Government Auditing Standards</i>	
	83
Independent Auditor’s Report on Compliance for Each Major Federal Program and Report on Internal Control over Compliance required by the Uniform Guidance	
	85
Schedule of Expenditures of Federal Awards	87
Notes to the Schedule of Expenditures of Federal Awards.....	89
Schedule of Findings and Questioned Costs	90

To the Board of Education and Management
Plain Local School District
Stark County, Ohio
901 44th Street NW
Canton, Ohio 44709

Independent Auditor's Report

Report on the Financial Statements

We have audited the accompanying financial statements of the governmental activities, each major fund, and the aggregate remaining fund information of the Plain Local School District, Stark County, Ohio, (the "District") as of and for the year ended June 30, 2021, and the related notes to the financial statements, which collectively comprise the District's basic financial statements as listed in the table of contents.

Management's Responsibility for the Financial Statements

Management is responsible for the preparation and fair presentation of these financial statements in accordance with accounting principles generally accepted in the United States of America; this includes the design, implementation, and maintenance of internal control relevant to the preparation and fair presentation of financial statements that are free from material misstatement, whether due to fraud or error.

Auditor's Responsibility

Our responsibility is to express opinions on these financial statements based on our audit. We conducted our audit in accordance with auditing standards generally accepted in the United States of America and the standards applicable to financial audits contained in *Government Auditing Standards*, issued by the Comptroller General of the United States. Those standards require that we plan and perform the audit to obtain reasonable assurance about whether the financial statements are free from material misstatement.

An audit involves performing procedures to obtain audit evidence about the amounts and disclosures in the financial statements. The procedures selected depend on the auditor's judgment, including the assessment of the risks of material misstatement of the financial statements, whether due to fraud or error. In making those risk assessments, the auditor considers internal control relevant to the entity's preparation and fair presentation of the financial statements in order to design audit procedures that are appropriate in the circumstances, but not for the purpose of expressing an opinion on the effectiveness of the entity's internal control. Accordingly, we express no such opinion. An audit also includes evaluating the appropriateness of accounting policies used and the reasonableness of significant accounting estimates made by management, as well as evaluating the overall presentation of the financial statements.

We believe that the audit evidence we have obtained is sufficient and appropriate to provide a basis for our audit opinions.

Opinions

In our opinion, the financial statements referred to above present fairly, in all material respects, the respective financial position of the governmental activities, each major fund, and the aggregate remaining fund information of the Plain Local School District, Stark County, Ohio, as of June 30, 2021, and the respective changes in financial position and the budgetary comparison for the general fund for the year then ended in accordance with accounting principles generally accepted in the United States of America.

Other Matters

Required Supplementary Information

Accounting principles generally accepted in the United States of America require that the Management's Discussion and Analysis and pension and other post-employment benefit schedules as listed in the table of contents, be presented to supplement the basic financial statements. Such information, although not a part of the basic financial statements, is required by the Governmental Accounting Standards Board who considers it to be an essential part of financial reporting for placing the basic financial statements in an appropriate operational, economic, or historical context. We have applied certain limited procedures to the required supplementary information in accordance with auditing standards generally accepted in the United States of America, which consisted of inquiries of management about the methods of preparing the information and comparing the information for consistency with management's responses to our inquiries, the basic financial statements, and other knowledge we obtained during our audit of the basic financial statements. We do not express an opinion or provide any assurance on the information because the limited procedures do not provide us with sufficient evidence to express an opinion or provide any assurance.

Other Information

Our audit was conducted for the purpose of forming opinions on the financial statements that collectively comprise the District's basic financial statements. The *Schedule of Expenditures of Federal Awards*, as required by *Title 2 U.S. Code of Federal Regulations Part 200, Uniform Administrative Requirements, Cost Principles, and Audit Requirements for Federal Awards (Uniform Guidance)*, is presented for purposes of additional analysis and is not a required part of the basic financial statements.

The *Schedule of Expenditures of Federal Awards* is the responsibility of management and was derived from and relates directly to the underlying accounting and other records used to prepare the basic financial statements. Such information has been subjected to the auditing procedures applied in the audit of the basic financial statements and certain additional procedures, including comparing and reconciling such information directly to the underlying accounting and other records used to prepare the basic financial statements or to the basic financial statements themselves, and other additional procedures in accordance with auditing standards generally accepted in the United States of America. In our opinion, the *Schedule of Expenditures of Federal Awards* is fairly stated, in all material respects, in relation to the basic financial statements as a whole.

Other Reporting Required by *Government Auditing Standards*

In accordance with *Government Auditing Standards*, we have also issued our report dated December 23, 2021 on our consideration of the District's internal control over financial reporting and on our tests of its compliance with certain provisions of laws, regulations, contracts, and grant agreements and other matters. The purpose of that report is to describe the scope of our testing of internal control over financial reporting and compliance and the results of that testing, and not to provide an opinion on the effectiveness of the District's internal control over financial reporting or on compliance. That report is an integral part of an audit performed in accordance with *Government Auditing Standards* in considering the District's internal control over financial reporting and compliance.

Rea & Associates, Inc.

Rea & Associates, Inc.
New Philadelphia, Ohio
December 23, 2021

This page intentionally left blank

**PLAIN LOCAL SCHOOL DISTRICT
STARK COUNTY, OHIO**

MANAGEMENT'S DISCUSSION AND ANALYSIS
FOR THE FISCAL YEAR ENDED JUNE 30, 2021

The discussion and analysis of the Plain Local School District's (the "District") financial performance provides an overall review of the District's financial activities for the fiscal year ended June 30, 2021. The intent of this discussion and analysis is to look at the District's financial performance as a whole; readers should also review the basic financial statements and the notes to the basic financial statements to enhance their understanding of the District's financial performance.

Financial Highlights

Key financial highlights for fiscal year 2021 are as follows:

- In total, net position of governmental activities increased \$1,198,137 from fiscal year 2020 net position.
- General revenues accounted for \$59,295,869 in revenue or 78.06% of all revenues. Program specific revenues in the form of charges for services and sales, grants and contributions accounted for \$16,663,985 or 21.94% of total revenues of \$75,959,854.
- The District had \$74,761,717 in expenses related to governmental activities; \$16,663,985 of these expenses was offset by program specific charges for services, grants or contributions. General revenues supporting governmental activities (primarily taxes and unrestricted grants and entitlements) were adequate to provide for these programs.
- The District's only major governmental fund is the general fund. The general fund had \$60,510,261 in revenues and other financing sources and \$59,597,377 in expenditures and other financing uses. Fund balance of the general fund increased during the year from \$31,586,712 to \$32,509,353.

Using this Financial Report

This annual report consists of a series of financial statements and notes to those statements. These statements are organized so the reader can understand the District as a financial whole, an entire operating entity. The statements then proceed to provide an increasingly detailed look at specific financial activities.

The *statement of net position* and *statement of activities* provide information about the activities of the whole District, presenting both an aggregate view of the District's finances and a longer-term view of those finances. Fund financial statements provide the next level of detail. For governmental funds, these statements tell how services were financed in the short-term as well as what remains for future spending. The fund financial statements also look at the District's most significant funds with all other nonmajor funds presented in total in one column. The District's only major governmental fund is the general fund.

Reporting the District as a Whole

Statement of Net Position and the Statement of Activities

While this document contains the large number of funds used by the District to provide programs and activities, the view of the District as a whole looks at all financial transactions and asks the question, "How did we do financially during 2021?" The statement of net position and the statement of activities answer this question. These statements include *all non-fiduciary assets, liabilities, deferred inflows and outflows of resources, revenues and expenses* using the *accrual basis of accounting* similar to the accounting used by most private-sector companies. This basis of accounting will take into account all of the current year's revenues and expenses regardless of when cash is received or paid.

These two statements report the District's *net position* and changes in that position. This change in net position is important because it tells the reader that, for the District as a whole, the *financial position* of the District has improved or diminished. The causes of this change may be the result of many factors, some financial, some not. Non-financial factors include the District's property tax base, current property tax laws in Ohio restricting revenue growth, facility conditions, required educational programs and other factors.

**PLAIN LOCAL SCHOOL DISTRICT
STARK COUNTY, OHIO**

MANAGEMENT'S DISCUSSION AND ANALYSIS
FOR THE FISCAL YEAR ENDED JUNE 30, 2021

In the statement of net position and the statement of activities, the governmental activities include the District's programs and services, including instruction, support services, operation and maintenance of plant, pupil transportation, extracurricular activities, and food service operations.

Reporting the District's Most Significant Funds

Fund Financial Statements

The analysis of the District's major governmental funds begins on page 12. Fund financial reports provide detailed information about the District's major funds. The District uses many funds to account for a multitude of financial transactions. However, these fund financial statements focus on the District's most significant funds. The District's major governmental fund is the general fund.

Governmental Funds

Most of the District's activities are reported in governmental funds, which focus on how money flows into and out of those funds and the balances left at year-end available for spending in future periods. These funds are reported using an accounting method called *modified accrual* accounting, which measures cash and all other *financial assets* that can readily be converted to cash. The governmental fund financial statements provide a detailed *short-term* view of the District's general government operations and the basic services it provides. Governmental fund information helps you determine whether there are more or fewer financial resources that can be spent in the near future to finance educational programs. The relationship (or differences) between governmental *activities* (reported in the statement of net position and the statement of activities) and governmental *funds* is reconciled in the basic financial statements.

Reporting the District's Fiduciary Responsibilities

The District acts in a trustee capacity as an agent for individuals, private organizations, or other governmental units. These activities are reported in custodial funds. The District's fiduciary activities are reported in a statement of fiduciary net position and a statement of changes in fiduciary net position. These activities are excluded from the District's other financial statements because the assets cannot be utilized by the District to finance its operations.

Notes to the Basic Financial Statements

The notes provide additional information that is essential to a full understanding of the data provided in the government-wide and fund financial statements.

Required Supplementary Information

The required supplementary information provides detailed information regarding the District's proportionate share of the net pension liability and the net OPEB liability/asset of the retirement systems. It also includes a ten year schedule of the District's contributions to the retirement systems to fund pension and OPEB obligations.

**PLAIN LOCAL SCHOOL DISTRICT
STARK COUNTY, OHIO**

MANAGEMENT'S DISCUSSION AND ANALYSIS
FOR THE FISCAL YEAR ENDED JUNE 30, 2021

The District as a Whole

The statement of net position provides the perspective of the District as a whole. The following table provides a summary of the District's net position at June 30, 2021 and 2020.

	Net Position	
	Governmental Activities 2021	Governmental Activities 2020
	<u>2021</u>	<u>2020</u>
<u>Assets</u>		
Current and other assets	\$ 81,736,722	\$ 77,400,201
Net OPEB asset	3,520,767	3,301,738
Capital assets, net	<u>57,792,082</u>	<u>58,506,803</u>
Total assets	<u>143,049,571</u>	<u>139,208,742</u>
<u>Deferred outflows of resources</u>		
Unamortized deferred charges on debt refunding	1,892,904	2,095,715
Pension	11,924,177	11,958,606
OPEB	<u>2,139,849</u>	<u>1,629,666</u>
Total deferred outflows of resources	<u>15,956,930</u>	<u>15,683,987</u>
<u>Liabilities</u>		
Current liabilities	8,254,369	7,881,858
Long-term liabilities:		
Due within one year	3,301,495	3,036,790
Due in more than one year:		
Net pension liability	66,381,511	60,442,480
Net OPEB liability	6,102,473	7,034,621
Other amounts	<u>34,387,694</u>	<u>37,115,198</u>
Long-term liabilities	<u>110,173,173</u>	<u>107,629,089</u>
Total liabilities	<u>118,427,542</u>	<u>115,510,947</u>
<u>Deferred inflows of resources</u>		
Property taxes levied for the next fiscal year	32,568,919	31,675,310
Pension	426,122	2,693,325
OPEB	<u>7,338,757</u>	<u>5,966,123</u>
Total deferred inflows of resources	<u>40,333,798</u>	<u>40,334,758</u>
<u>Net position</u>		
Net investment in capital assets	25,600,152	24,144,528
Restricted	6,261,477	4,855,582
Unrestricted (deficit)	<u>(31,616,468)</u>	<u>(29,953,086)</u>
Total net position (deficit)	<u>\$ 245,161</u>	<u>\$ (952,976)</u>

**PLAIN LOCAL SCHOOL DISTRICT
STARK COUNTY, OHIO**

MANAGEMENT'S DISCUSSION AND ANALYSIS
FOR THE FISCAL YEAR ENDED JUNE 30, 2021

The net pension liability (NPL) is the largest single liability reported by the District at June 30, 2021 and is reported pursuant to Governmental Accounting Standards Board (GASB) Statement 68, "Accounting and Financial Reporting for Pensions—an Amendment of GASB Statement 27." The District has adopted GASB Statement 75, "Accounting and Financial Reporting for Postemployment Benefits Other Than Pensions," which significantly revises accounting for costs and liabilities related to other postemployment benefits (OPEB). For reasons discussed below, many end users of this financial statement will gain a clearer understanding of the District's actual financial condition by adding deferred inflows related to pension and OPEB, the net pension liability and the net OPEB liability to the reported net position and subtracting deferred outflows related to pension and OPEB and the net OPEB asset.

Governmental Accounting Standards Board standards are national and apply to all government financial reports prepared in accordance with generally accepted accounting principles. Prior accounting for pensions (GASB 27) and postemployment benefits (GASB 45) focused on a funding approach. This approach limited pension and OPEB costs to contributions annually required by law, which may or may not be sufficient to fully fund each plan's *net pension liability* or *net OPEB liability*. GASB 68 and GASB 75 take an earnings approach to pension and OPEB accounting; however, the nature of Ohio's statewide pension/OPEB plans and state law governing those systems requires additional explanation in order to properly understand the information presented in these statements.

GASB 68 and GASB 75 require the net pension liability and the net OPEB liability to equal the District's proportionate share of each plan's collective:

1. Present value of estimated future pension/OPEB benefits attributable to active and inactive employees' past service.
2. Minus plan assets available to pay these benefits.

GASB notes that pension and OPEB obligations, whether funded or unfunded, are part of the "employment exchange" – that is, the employee is trading his or her labor in exchange for wages, benefits, and the promise of a future pension and other postemployment benefits. GASB noted that the unfunded portion of this promise is a present obligation of the government, part of a bargained-for benefit to the employee, and should accordingly be reported by the government as a liability since they received the benefit of the exchange. However, the District is not responsible for certain key factors affecting the balance of these liabilities. In Ohio, the employee shares the obligation of funding pension benefits with the employer. Both employer and employee contribution rates are capped by State statute. A change in these caps requires action of both Houses of the General Assembly and approval of the Governor. Benefit provisions are also determined by State statute. The Ohio Revised Code permits, but does not require, the retirement systems to provide healthcare to eligible benefit recipients. The retirement systems may allocate a portion of the employer contributions to provide for these OPEB benefits.

The employee enters the employment exchange with the knowledge that the employer's promise is limited not by contract but by law. The employer enters the exchange also knowing that there is a specific, legal limit to its contribution to the retirement system. In Ohio, there is no legal means to enforce the unfunded liability of the pension/OPEB plan *as against the public employer*. State law operates to mitigate/lessen the moral obligation of the public employer to the employee, because all parties enter the employment exchange with notice as to the law. The retirement system is responsible for the administration of the pension and OPEB plans.

Most long-term liabilities have set repayment schedules or, in the case of compensated absences (i.e. sick and vacation leave), are satisfied through paid time-off or termination payments. There is no repayment schedule for the net pension liability or the net OPEB liability. As explained above, changes in benefits, contribution rates, and return on investments affect the balance of these liabilities but are outside the control of the local government. In the event that contributions, investment returns, and other changes are insufficient to keep up with required payments, State statute does not assign/identify the responsible party for the unfunded portion. Due to the unique nature of how the net pension liability and the net OPEB liability are satisfied, these liabilities are separately identified within the long-term liability section of the statement of net position.

In accordance with GASB 68 and GASB 75, the District's statements prepared on an accrual basis of accounting include an annual pension expense and an annual OPEB expense for their proportionate share of each plan's *change* in net pension liability and net OPEB liability, respectively, not accounted for as deferred inflows/outflows.

**PLAIN LOCAL SCHOOL DISTRICT
STARK COUNTY, OHIO**

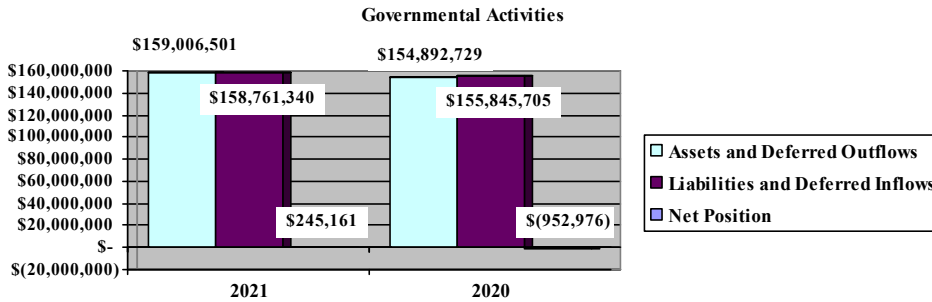
MANAGEMENT'S DISCUSSION AND ANALYSIS
FOR THE FISCAL YEAR ENDED JUNE 30, 2021

As the previous table illustrates, some of the most significant changes in net position were related to the District's net pension liability and net OPEB liability/asset, and the related deferred inflows/outflows of resources. See Notes 12 and 13 in the notes to the basic financial statements for additional information regarding these components of net position.

At year-end, capital assets represented 40.40% of total assets. Capital assets include land, construction in progress, land improvements, buildings and improvements, furniture and equipment and vehicles. The net investment in capital assets at June 30, 2021 was \$25,600,152. Capital assets are used to provide services to the students and are not available for future spending.

A portion of the District's net position, \$6,261,477, represents resources that are subject to external restriction on how they may be used. These are mostly resources restricted for capital projects, debt service, or food service operations. The remaining unrestricted portion of the District's net position is a deficit of \$31,616,468.

The table below illustrates the District's assets and deferred outflows of resources, liabilities and deferred inflows of resources, and net position at June 30, 2021 and 2020.



The following table shows the change in net position for fiscal years 2021 and 2020.

	Change in Net Position	
	Governmental Activities 2021	Governmental Activities 2020
Revenues		
Program revenues:		
Charges for services and sales	\$ 2,884,352	\$ 3,884,035
Operating grants and contributions	13,669,046	11,030,744
Capital grants and contributions	110,587	27,632
General revenues:		
Property taxes	33,616,146	32,675,514
Grants and entitlements	25,485,861	24,429,189
Investment earnings	82,527	1,433,220
Miscellaneous	111,335	115,770
Total revenues	<u>75,959,854</u>	<u>73,596,104</u>
		-Continued

**PLAIN LOCAL SCHOOL DISTRICT
STARK COUNTY, OHIO**

MANAGEMENT'S DISCUSSION AND ANALYSIS
FOR THE FISCAL YEAR ENDED JUNE 30, 2021

	Change in Net Position - (Continued)	
	Governmental Activities <u>2021</u>	Governmental Activities <u>2020</u>
<u>Expenses</u>		
Program expenses:		
Instruction:		
Regular	\$ 30,033,058	\$ 30,696,347
Special	10,959,548	10,385,139
Vocational	1,782,670	2,008,015
Other	170,116	68,437
Support services:		
Pupil	4,923,991	4,516,765
Instructional staff	2,000,307	1,853,222
Board of education	628,366	1,404,473
Administration	5,518,282	5,399,158
Fiscal	1,436,867	1,293,454
Business	453,164	294,596
Operations and maintenance	6,163,718	5,322,820
Pupil transportation	3,625,441	3,800,999
Central	592,828	515,304
Food service operations	3,204,640	2,999,797
Other non-instructional services	810,192	622,288
Extracurricular activities	1,242,493	1,303,706
Interest and fiscal charges	<u>1,216,036</u>	<u>1,308,522</u>
Total	74,761,717	73,793,042
Change in net position	1,198,137	(196,938)
Net position (deficit) at beginning of year	<u>(952,976)</u>	<u>(756,038)</u>
Net position (deficit) at end of year	<u>\$ 245,161</u>	<u>\$ (952,976)</u>

Governmental Activities

Net position of the District's governmental activities increased \$1,198,137 in fiscal year 2021. Total governmental expenses of \$74,761,717 were offset by program revenues of \$16,663,985 and general revenues of \$59,295,869. Program revenues supported 22.29% of the total governmental expenses.

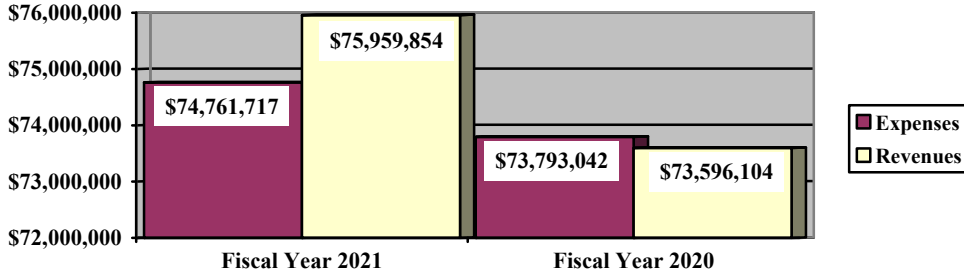
Total revenues for fiscal year 2021 were \$2,363,750 or 3.21% higher than the prior year. The primary sources of revenue for governmental activities are derived from property taxes and unrestricted grants and entitlements. These two revenue sources represent 77.81% and 77.59% of total governmental revenue in 2021 and 2020, respectively. Both of these revenue sources increased in fiscal year 2021. For taxes, the increase is due to delinquent taxes which are recorded as revenue under the accrual basis of accounting. The District received an increased allocation of State Foundation revenue in fiscal year 2021, most of which is reported as unrestricted grants and entitlements. Charges for services and sales decreased due to a reduction in food service sales and extracurricular revenues as a result of the COVID-19 pandemic. However, this was more than offset by additional Federal grant money in fiscal year 2021 that was available in response to the pandemic. The other significant change in revenues was investment earnings. This was due to a decline in interest rates throughout the year, as well as fluctuations in the fair value of the District's investments.

Expenses of the governmental activities increased slightly, up \$968,675 or 1.31%. The bulk of the District's expenses are for its instruction programs. Instruction expenses amounted to \$42,945,392 or 57.44% of total expenses in fiscal year 2021. The following graph presents the District's governmental activities revenues and expenses for fiscal years 2021 and 2020.

**PLAIN LOCAL SCHOOL DISTRICT
STARK COUNTY, OHIO**

MANAGEMENT'S DISCUSSION AND ANALYSIS
FOR THE FISCAL YEAR ENDED JUNE 30, 2021

Governmental Activities - Revenues and Expenses



The statement of activities shows the cost of program services and the charges for services and grants offsetting those services. The following table shows, for governmental activities, the total cost of services and the net cost of services. That is, it identifies the cost of these services supported by tax revenue and unrestricted State grants and entitlements.

Governmental Activities

	Total Cost of Services 2021	Net Cost of Services 2021	Total Cost of Services 2020	Net Cost of Services 2020
Program expenses				
Instruction:				
Regular	\$ 30,033,058	\$ 27,691,368	\$ 30,696,347	\$ 29,158,743
Special	10,959,548	5,256,848	10,385,139	5,020,460
Vocational	1,782,670	1,169,129	2,008,015	1,449,184
Other	170,116	155,564	68,437	68,437
Support services:				
Pupil	4,923,991	3,139,390	4,516,765	3,423,464
Instructional staff	2,000,307	1,865,774	1,853,222	1,723,499
Board of education	628,366	628,366	1,404,473	1,404,473
Administration	5,518,282	5,224,936	5,399,158	4,785,995
Fiscal	1,436,867	1,403,150	1,293,454	1,204,323
Business	453,164	453,164	294,596	278,643
Operations and maintenance	6,163,718	4,961,405	5,322,820	4,582,106
Pupil transportation	3,625,441	3,408,378	3,800,999	3,164,273
Central	592,828	589,004	515,304	491,723
Food service operations	3,204,640	22,551	2,999,797	173,087
Other non-instructional services	810,192	29,374	622,288	(120,103)
Extracurricular activities	1,242,493	883,295	1,303,706	733,802
Interest and fiscal charges	1,216,036	1,216,036	1,308,522	1,308,522
Total	<u>\$ 74,761,717</u>	<u>\$ 58,097,732</u>	<u>\$ 73,793,042</u>	<u>\$ 58,850,631</u>

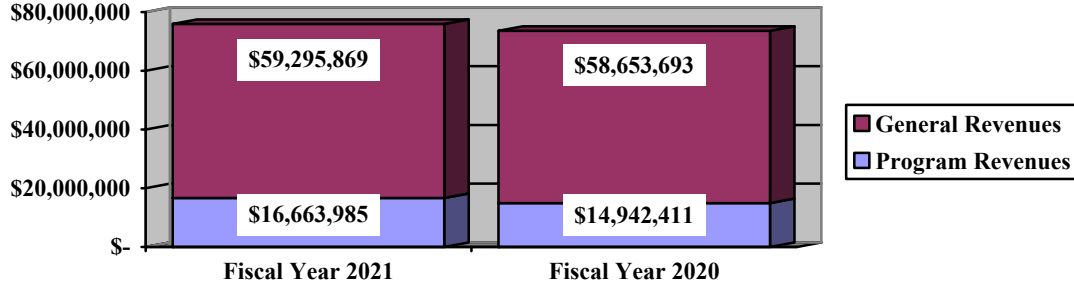
The dependence upon taxes and other general revenues for governmental activities is apparent; 79.81% of instruction activities are supported through taxes and other general revenues. For all governmental activities, general revenue support is 77.71%. The District's taxpayers and unrestricted grants and entitlements, as a whole, are by far the primary support for District students.

The graph below presents the District's governmental activities revenue for fiscal years 2021 and 2020.

**PLAIN LOCAL SCHOOL DISTRICT
STARK COUNTY, OHIO**

MANAGEMENT'S DISCUSSION AND ANALYSIS
FOR THE FISCAL YEAR ENDED JUNE 30, 2021

Governmental Activities - General and Program Revenues



The District's Funds

The District's governmental funds reported a combined fund balance of \$38,688,671, or \$2,322,133 more than last year's total of \$36,366,538. The schedule below indicates the fund balance and the total change in fund balance as of June 30, 2021 and 2020.

	<u>Fund Balance</u> <u>June 30, 2021</u>	<u>Fund Balance</u> <u>June 30, 2020</u>	<u>Change</u>
General	\$ 32,509,353	\$ 31,586,712	\$ 922,641
Other Governmental	6,179,318	4,779,826	1,399,492
Total	\$ 38,688,671	\$ 36,366,538	\$ 2,322,133

General Fund

During fiscal year 2021, the District's general fund balance increased \$922,641 or 2.92%. The following table assists in illustrating the revenues of the general fund for fiscal years 2021 and 2020.

	<u>2021</u> <u>Amount</u>	<u>2020</u> <u>Amount</u>	<u>Increase</u> <u>(Decrease)</u>	<u>Percentage</u> <u>Change</u>
Revenues				
Property taxes	\$ 29,696,346	\$ 30,061,734	\$ (365,388)	(1.22) %
Tuition and fees	1,982,506	2,014,596	(32,090)	(1.59) %
Earnings on investments	80,777	1,401,566	(1,320,789)	(94.24) %
Intergovernmental	28,254,245	27,169,908	1,084,337	3.99 %
Other revenues	479,534	597,167	(117,633)	(19.70) %
Total	\$ 60,493,408	\$ 61,244,971	\$ (751,563)	(1.23) %

Total general fund revenues decreased 1.23%, mostly due to a significant decrease in earnings on investments as discussed on page 10. This was partially offset by a large increase in intergovernmental revenues, which consist primarily of formula-based funding from the State under the State Foundation program.

**PLAIN LOCAL SCHOOL DISTRICT
STARK COUNTY, OHIO**

MANAGEMENT'S DISCUSSION AND ANALYSIS
FOR THE FISCAL YEAR ENDED JUNE 30, 2021

The following table assists in illustrating the expenditures of the general fund for fiscal years 2021 and 2020.

	<u>2021</u> <u>Amount</u>	<u>2020</u> <u>Amount</u>	<u>Increase</u> <u>(Decrease)</u>	<u>Percentage</u> <u>Change</u>
<u>Expenditures</u>				
Instruction	\$ 35,536,777	\$ 36,534,799	\$ (998,022)	(2.73) %
Support services	23,115,996	23,977,622	(861,626)	(3.59) %
Other non-instructional services	162	664	(502)	(75.60) %
Extracurricular activities	<u>904,442</u>	<u>834,501</u>	<u>69,941</u>	8.38 %
Total	<u>\$ 59,557,377</u>	<u>\$ 61,347,586</u>	<u>\$ (1,790,209)</u>	(2.92) %

The overall decrease in general fund expenditures is primarily related to additional grant funding in fiscal year 2021, which allowed the District to help finance costs that would otherwise be paid with general fund money.

General Fund Budgeting Highlights

The District's budget is prepared according to Ohio law and is based on accounting for certain transactions on a basis of cash receipts, disbursements and encumbrances. The most significant budgeted fund is the general fund.

During the course of fiscal year 2021, the District amended its general fund budget several times. For the general fund, original budgeted revenues and other financing sources, in the amount of \$63,431,242, were decreased to \$61,851,882 in the final budget in order to closer reflect actual revenues for the year, mostly for a decrease in intergovernmental revenue. Actual revenues and other financing sources were \$61,871,882 or \$20,000 more than the final budget.

General fund original appropriations (appropriated expenditures plus other financing uses) of \$62,721,586 were increased to \$64,154,641 in the final budget in order to more closely reflect the operating costs of the District. The most significant increase was for special instruction costs. Actual expenditures and other financing uses were \$64,154,641.

Capital Assets and Debt Administration

Capital Assets

At the end of fiscal year 2021, the District had \$57,792,082 invested in land, construction in progress, land improvements, buildings and improvements, furniture and equipment, and vehicles (net of accumulated depreciation). The following table shows fiscal year 2021 balances compared to 2020.

**Capital Assets at June 30
(Net of Depreciation)**

	<u>Governmental Activities</u>	
	<u>2021</u>	<u>2020</u>
Land	\$ 2,384,610	\$ 2,384,610
Land improvements	6,290,467	6,260,760
Buildings and improvements	43,034,888	44,741,271
Furniture and equipment	3,700,842	3,426,936
Vehicles	2,305,269	1,693,226
Construction in progress	<u>76,006</u>	<u>-</u>
Total	<u>\$ 57,792,082</u>	<u>\$ 58,506,803</u>

**PLAIN LOCAL SCHOOL DISTRICT
STARK COUNTY, OHIO**

MANAGEMENT'S DISCUSSION AND ANALYSIS
FOR THE FISCAL YEAR ENDED JUNE 30, 2021

Total additions to capital assets for fiscal year 2021 were \$2,704,709 and disposals, net of accumulated depreciation were \$1,828. The District recorded depreciation expense of \$3,417,602 during the year. See Note 8 in the notes to the basic financial statements for additional information on capital assets.

Debt Administration

At June 30, 2021, the District had \$31,560,000 in general obligation bonds outstanding. Of this total, \$2,645,000 is due within one year and \$28,915,000 is due in greater than one year. The following table summarizes the bonds outstanding.

Outstanding Debt, at Year-End

	Governmental Activities	
	2021	2020
General Obligation Bonds:		
Series 2011A Refunding	\$ 2,610,000	\$ 5,105,000
Series 2017 Refunding	28,950,000	28,985,000
Total	\$ 31,560,000	\$ 34,090,000

There were no new debt additions in fiscal year 2021 and principal payments amounted to \$2,530,000. See Note 9 in the notes to the basic financial statements for additional information on the District's debt administration.

Current Financial Related Activities

The District's main source of funding is local real estate tax. Total cash basis general fund real estate tax and personal property receipts increased by only \$90,291 in fiscal year 2021 (FY21). The District dealt with the effect of the COVID-19 pandemic in the area of real estate tax collections and the lack of growth and delinquency collections. However, the state did restore most of the state foundation cuts that were made in FY20 by the end of FY21 and state funding did return to closer to expected levels by the end of FY21.

The state biennial budget passed for fiscal years 2020 and 2021 had frozen state funding for the District with a few exemptions. The district received federal grant money for COVID-19 relief. The money was received in June 2020 and was used to reimburse the general fund for salaries, benefits, and sanitizing products totaling \$976,318. The Governor has also funded a new Student Success & Wellness Grant for FY20 and FY21. In FY20 the District spent \$968,589 from this fund and it relieved the general fund in a number of areas and greatly benefited students.

The District has been conservative in the use of its resources. Management has been stable and attentive. An intense budgeting process is used and then monitored throughout the year. The five-year forecast is amended as additional facts or possible issues become known. The district remains solid financially as revenues and expenditures are constantly scrutinized and evaluated.

During fiscal year 2020, the District Board, administration, and all three bargaining units negotiated new three year agreements which became effective July 1, 2020 and run through June 30, 2023. These contracts are well in line with current market standards.

The Board and Administration will continue to manage its resources conservatively and operate using priority based budgeting to remain financially sound.

**PLAIN LOCAL SCHOOL DISTRICT
STARK COUNTY, OHIO**

**MANAGEMENT'S DISCUSSION AND ANALYSIS
FOR THE FISCAL YEAR ENDED JUNE 30, 2021**

Contacting the District's Financial Management

This financial report is designed to provide our citizens, taxpayers, investors and creditors with a general overview of the District's finances and to show the District's accountability for the money it receives. If you have questions about this report or need additional financial information contact: Ms. Kathleen Jordan, Treasurer/CFO, Plain Local School District, 901 44th Street NW, Canton, Ohio 44709.

THIS PAGE IS INTENTIONALLY LEFT BLANK

**PLAIN LOCAL SCHOOL DISTRICT
STARK COUNTY, OHIO**

STATEMENT OF NET POSITION
JUNE 30, 2021

	Governmental Activities
Assets:	
Equity in pooled cash, cash equivalents and investments	\$ 44,398,485
Receivables:	
Property taxes	35,498,346
Accounts	209,112
Accrued interest	68,210
Intergovernmental	1,353,985
Prepayments	93,700
Materials and supplies inventory	89,677
Inventory held for resale	25,207
Net OPEB asset	3,520,767
Capital assets:	
Nondepreciable capital assets	2,460,616
Depreciable capital assets, net	55,331,466
Capital assets, net	57,792,082
Total assets	143,049,571
Deferred outflows of resources:	
Unamortized deferred charges on debt refunding	1,892,904
Pension	11,924,177
OPEB	2,139,849
Total deferred outflows of resources	15,956,930
Liabilities:	
Accounts payable	364,428
Contracts payable	379,925
Retainage payable	6,080
Accrued wages and benefits payable	5,895,678
Intergovernmental payable	256,009
Pension obligation payable	1,133,487
Accrued interest payable	200,754
Unearned revenue	18,008
Long-term liabilities:	
Due within one year	3,301,495
Due in more than one year:	
Net pension liability	66,381,511
Net OPEB liability	6,102,473
Other amounts due in more than one year	34,387,694
Total liabilities	118,427,542
Deferred inflows of resources:	
Property taxes levied for the next fiscal year	32,568,919
Pension	426,122
OPEB	7,338,757
Total deferred inflows of resources	40,333,798
Net position:	
Net investment in capital assets	25,600,152
Restricted for:	
Capital projects	1,046,522
Debt service	2,377,307
State funded programs	1,064,519
Federally funded programs	10,991
Food service operations	1,515,006
Extracurricular activities	233,213
Locally funded programs	13,919
Unrestricted (deficit)	(31,616,468)
Total net position	\$ 245,161

SEE ACCOMPANYING NOTES TO THE BASIC FINANCIAL STATEMENTS

**PLAIN LOCAL SCHOOL DISTRICT
STARK COUNTY, OHIO**

STATEMENT OF ACTIVITIES
FOR THE FISCAL YEAR ENDED JUNE 30, 2021

	<u>Expenses</u>	<u>Program Revenues</u>			<u>Net (Expense)</u>
		<u>Charges for Services and Sales</u>	<u>Operating Grants and Contributions</u>	<u>Capital Grants and Contributions</u>	<u>Revenue and Changes in Net Position</u>
Governmental activities:					Governmental Activities
Instruction:					
Regular	\$ 30,033,058	\$ 743,981	\$ 1,597,709	\$ -	\$ (27,691,368)
Special	10,959,548	1,165,825	4,536,875	-	(5,256,848)
Vocational	1,782,670	66,070	547,471	-	(1,169,129)
Other	170,116	-	14,552	-	(155,564)
Support services:					
Pupil	4,923,991	-	1,784,601	-	(3,139,390)
Instructional staff	2,000,307	-	134,533	-	(1,865,774)
Board of education	628,366	-	-	-	(628,366)
Administration	5,518,282	-	293,346	-	(5,224,936)
Fiscal	1,436,867	-	33,717	-	(1,403,150)
Business	453,164	-	-	-	(453,164)
Operations and maintenance	6,163,718	321,385	807,303	73,625	(4,961,405)
Pupil transportation	3,625,441	10,661	169,440	36,962	(3,408,378)
Central	592,828	-	3,824	-	(589,004)
Operation of non-instructional services:					
Food service operations	3,204,640	217,232	2,964,857	-	(22,551)
Other non-instructional services	810,192	-	780,818	-	(29,374)
Extracurricular activities	1,242,493	359,198	-	-	(883,295)
Interest and fiscal charges	1,216,036	-	-	-	(1,216,036)
Totals	<u>\$ 74,761,717</u>	<u>\$ 2,884,352</u>	<u>\$ 13,669,046</u>	<u>\$ 110,587</u>	<u>(58,097,732)</u>

General revenues:

Property taxes levied for:	
General purposes	30,219,186
Debt service	3,396,960
Grants and entitlements not restricted to specific programs	25,485,861
Investment earnings	82,527
Miscellaneous	111,335
Total general revenues	<u>59,295,869</u>
Change in net position	1,198,137
Net position (deficit) at beginning of year	<u>(952,976)</u>
Net position at end of year	<u>\$ 245,161</u>

SEE ACCOMPANYING NOTES TO THE BASIC FINANCIAL STATEMENTS

**PLAIN LOCAL SCHOOL DISTRICT
STARK COUNTY, OHIO**

BALANCE SHEET
GOVERNMENTAL FUNDS
JUNE 30, 2021

	General	Nonmajor Governmental Funds	Total Governmental Funds
Assets:			
Equity in pooled cash, cash equivalents and investments	\$ 37,800,382	\$ 6,598,103	\$ 44,398,485
Receivables:			
Property taxes	31,864,269	3,634,077	35,498,346
Accounts	209,112	-	209,112
Accrued interest	68,210	-	68,210
Interfund loans	6,924	-	6,924
Intergovernmental	36,950	1,317,035	1,353,985
Prepayments	93,700	-	93,700
Materials and supplies inventory	66,020	23,657	89,677
Inventory held for resale	-	25,207	25,207
Due from other funds	744,847	-	744,847
Total assets	<u>\$ 70,890,414</u>	<u>\$ 11,598,079</u>	<u>\$ 82,488,493</u>
Liabilities:			
Accounts payable	\$ 338,546	\$ 25,882	\$ 364,428
Contracts payable	379,925	-	379,925
Retainage payable	6,080	-	6,080
Accrued wages and benefits payable	5,209,617	686,061	5,895,678
Compensated absences payable	279,382	-	279,382
Intergovernmental payable	236,361	19,648	256,009
Pension obligation payable	974,629	158,858	1,133,487
Interfund loans payable	-	6,924	6,924
Due to other funds	-	744,847	744,847
Unearned revenue	18,008	-	18,008
Total liabilities	<u>7,442,548</u>	<u>1,642,220</u>	<u>9,084,768</u>
Deferred inflows of resources:			
Property taxes levied for the next fiscal year	29,239,987	3,328,932	32,568,919
Delinquent property tax revenue not available	1,676,012	194,202	1,870,214
Intergovernmental revenue not available	2,494	253,407	255,901
Accrued interest not available	20,020	-	20,020
Total deferred inflows of resources	<u>30,938,513</u>	<u>3,776,541</u>	<u>34,715,054</u>
Fund balances:			
Nonspendable:			
Materials and supplies inventory	66,020	23,657	89,677
Prepays	93,700	-	93,700
Long-term loans	6,924	-	6,924
Restricted:			
Debt service	-	2,383,859	2,383,859
Capital improvements	-	1,046,522	1,046,522
Food service operations	-	1,608,027	1,608,027
Non-public schools	-	65,013	65,013
State funded programs	-	999,167	999,167
Extracurricular activities	-	233,213	233,213
Other purposes	-	13,919	13,919
Assigned:			
Student instruction	1,799,264	-	1,799,264
Student and staff support	1,546,714	-	1,546,714
Subsequent year's appropriations	4,364,993	-	4,364,993
Unassigned (deficit)	<u>24,631,738</u>	<u>(194,059)</u>	<u>24,437,679</u>
Total fund balances	<u>32,509,353</u>	<u>6,179,318</u>	<u>38,688,671</u>
Total liabilities, deferred inflows and fund balances	<u>\$ 70,890,414</u>	<u>\$ 11,598,079</u>	<u>\$ 82,488,493</u>

SEE ACCOMPANYING NOTES TO THE BASIC FINANCIAL STATEMENTS

**PLAIN LOCAL SCHOOL DISTRICT
STARK COUNTY, OHIO**

RECONCILIATION OF TOTAL GOVERNMENTAL FUND BALANCES TO
NET POSITION OF GOVERNMENTAL ACTIVITIES
JUNE 30, 2021

Total governmental fund balances		\$ 38,688,671
<i>Amounts reported for governmental activities on the statement of net position are different because:</i>		
Capital assets used in governmental activities are not financial resources and therefore are not reported in the funds.		57,792,082
Other long-term assets are not available to pay for current-period expenditures and therefore are deferred inflows in the funds.		
Property taxes receivable	\$ 1,870,214	
Accrued interest receivable	20,020	
Intergovernmental receivable	255,901	
Total	2,146,135	2,146,135
Unamortized premiums on bonds issued are not recognized in the funds.		(2,138,829)
Unamortized amounts on refundings are not recognized in the funds.		1,892,904
Accrued interest payable is not due and payable in the current period and therefore is not reported in the funds.		(200,754)
The net pension/OPEB assets & liabilities are not due and payable in the current period; therefore, the assets, liabilities and related deferred inflows/outflows are not reported in governmental funds.		
Deferred outflows - pension	11,924,177	
Deferred inflows - pension	(426,122)	
Net pension liability	(66,381,511)	
Deferred outflows - OPEB	2,139,849	
Deferred inflows - OPEB	(7,338,757)	
Net OPEB asset	3,520,767	
Net OPEB liability	(6,102,473)	
Total	(62,664,070)	(62,664,070)
Long-term liabilities, including bonds payable, are not due and payable in the current period and therefore are not reported in the funds.		
General obligation bonds	(31,560,000)	
Compensated absences	(3,710,978)	
Total	(35,270,978)	(35,270,978)
Net position of governmental activities		\$ 245,161

SEE ACCOMPANYING NOTES TO THE BASIC FINANCIAL STATEMENTS

**PLAIN LOCAL SCHOOL DISTRICT
STARK COUNTY, OHIO**

STATEMENT OF REVENUES, EXPENDITURES AND CHANGES IN FUND BALANCES
GOVERNMENTAL FUNDS
FOR THE FISCAL YEAR ENDED JUNE 30, 2021

	<u>General</u>	<u>Nonmajor Governmental Funds</u>	<u>Total Governmental Funds</u>
Revenues:			
Property taxes	\$ 29,696,346	\$ 3,326,804	\$ 33,023,150
Intergovernmental	28,254,245	10,931,988	39,186,233
Investment earnings	80,777	18,059	98,836
Tuition and fees	1,982,506	4,031	1,986,537
Extracurricular	61,839	297,359	359,198
Rental income	321,385	-	321,385
Charges for services	-	217,232	217,232
Contributions and donations	26,579	73,625	100,204
Miscellaneous	69,731	115	69,846
Total revenues	<u>60,493,408</u>	<u>14,869,213</u>	<u>75,362,621</u>
Expenditures:			
Current:			
Instruction:			
Regular	25,319,000	1,473,476	26,792,476
Special	8,654,892	1,879,819	10,534,711
Vocational	1,407,686	79,814	1,487,500
Other	155,199	14,382	169,581
Support services:			
Pupil	3,480,606	1,180,005	4,660,611
Instructional staff	1,640,877	129,750	1,770,627
Board of education	627,446	-	627,446
Administration	5,009,547	287,582	5,297,129
Fiscal	1,268,379	88,461	1,356,840
Business	412,545	-	412,545
Operations and maintenance	6,098,622	539,269	6,637,891
Pupil transportation	4,035,271	54,317	4,089,588
Central	542,703	3,779	546,482
Operation of non-instructional services:			
Food service operations	-	2,834,381	2,834,381
Other non-instructional services	162	845,470	845,632
Extracurricular activities	904,442	263,885	1,168,327
Debt service:			
Principal retirement	-	2,530,000	2,530,000
Interest and fiscal charges	-	1,261,317	1,261,317
Total expenditures	<u>59,557,377</u>	<u>13,465,707</u>	<u>73,023,084</u>
Excess of revenues over (under) expenditures	<u>936,031</u>	<u>1,403,506</u>	<u>2,339,537</u>
Other financing sources (uses):			
Proceeds from sale/loss of assets	16,853	-	16,853
Transfers in	-	40,000	40,000
Transfers (out)	(40,000)	-	(40,000)
Total other financing sources (uses)	<u>(23,147)</u>	<u>40,000</u>	<u>16,853</u>
Net change in fund balances	912,884	1,443,506	2,356,390
Fund balances at beginning of year	31,586,712	4,779,826	36,366,538
Change in reserve for inventory	9,757	(44,014)	(34,257)
Fund balances at end of year	<u>\$ 32,509,353</u>	<u>\$ 6,179,318</u>	<u>\$ 38,688,671</u>

SEE ACCOMPANYING NOTES TO THE BASIC FINANCIAL STATEMENTS

**PLAIN LOCAL SCHOOL DISTRICT
STARK COUNTY, OHIO**

RECONCILIATION OF THE STATEMENT OF REVENUES, EXPENDITURES
AND CHANGES IN FUND BALANCES OF GOVERNMENTAL FUNDS
TO THE STATEMENT OF ACTIVITIES
FOR THE FISCAL YEAR ENDED JUNE 30, 2021

Net change in fund balances - total governmental funds	\$	2,356,390
<i>Amounts reported for governmental activities in the statement of activities are different because:</i>		
Governmental funds report capital outlays as expenditures. However, in the statement of activities, the cost of those assets is allocated over their estimated useful lives as depreciation expense.		
Capital asset additions	\$ 2,704,709	
Current year depreciation	<u>(3,417,602)</u>	
Total		(712,893)
The net effect of various miscellaneous transactions involving capital assets (i.e., sales, disposals, trade-ins, and donations) is to decrease net position.		
		(1,828)
Governmental funds report expenditures for inventory when purchased. However, in the statement of activities, they are reported as an expense when consumed.		
		(34,257)
Revenues in the statement of activities that do not provide current financial resources are not reported as revenues in the funds.		
Property taxes	592,996	
Earnings on investments	(5,478)	
Intergovernmental	<u>(5,310)</u>	
Total		582,208
Repayment of debt principal is an expenditure in the governmental funds but the repayment reduces long-term liabilities on the statement of net position.		
		2,530,000
In the statement of activities, interest is accrued on outstanding bonds, whereas in governmental funds, an interest expenditure is reported when due. The following items resulted in less interest being reported in the statement of activities:		
Decrease in accrued interest payable	18,931	
Amortization of bond premiums	229,161	
Amortization of deferred charges	<u>(202,811)</u>	
Total		45,281
Contractually required contributions are reported as expenditures in governmental funds; however, the statement of net position reports these amounts as deferred outflows.		
Pension	4,875,706	
OPEB	<u>185,637</u>	
Total		5,061,343
Except for amounts reported as deferred inflows/outflows, changes in the net pension/OPEB liability/asset are reported as pension/OPEB expense in the statement of activities.		
Pension	(8,581,963)	
OPEB	<u>103,089</u>	
Total		(8,478,874)
Some expenses reported in the statement of activities, such as compensated absences, do not require the use of current financial resources and therefore are not reported as expenditures in governmental funds.		
		<u>(149,233)</u>
Change in net position of governmental activities	\$	<u>1,198,137</u>

SEE ACCOMPANYING NOTES TO THE BASIC FINANCIAL STATEMENTS

**PLAIN LOCAL SCHOOL DISTRICT
STARK COUNTY, OHIO**

STATEMENT OF REVENUES, EXPENDITURES AND CHANGES IN
FUND BALANCE - BUDGET AND ACTUAL (NON-GAAP BUDGETARY BASIS)
GENERAL FUND
FOR THE FISCAL YEAR ENDED JUNE 30, 2021

	<u>Budgeted Amounts</u>		<u>Actual</u>	<u>Variance with Final Budget Positive (Negative)</u>
	<u>Original</u>	<u>Final</u>		
Revenues:				
Property taxes	\$ 29,812,746	\$ 29,888,368	\$ 29,888,368	\$ -
Intergovernmental	30,505,166	28,226,518	28,226,518	-
Investment earnings	810,000	352,610	352,610	-
Tuition and fees	1,512,230	2,029,627	2,029,627	-
Rental income	428,100	321,385	321,385	-
Charges for services	2,000	-	-	-
Contributions and donations	20,000	26,579	26,579	-
Miscellaneous	32,000	46,817	66,817	20,000
Total revenues	<u>63,122,242</u>	<u>60,891,904</u>	<u>60,911,904</u>	<u>20,000</u>
Expenditures:				
Current:				
Instruction:				
Regular	27,044,128	26,612,391	26,612,391	-
Special	8,924,045	10,283,095	10,283,095	-
Vocational	1,741,214	1,497,217	1,497,217	-
Other	134,505	269,823	269,823	-
Support services:				
Pupil	3,206,539	3,652,105	3,652,105	-
Instructional staff	1,654,282	1,646,075	1,646,075	-
Board of education	1,278,281	953,129	953,129	-
Administration	4,647,404	4,937,990	4,937,990	-
Fiscal	1,237,061	1,257,237	1,257,237	-
Business	280,941	386,830	386,830	-
Operations and maintenance	6,633,313	6,903,525	6,903,525	-
Pupil transportation	4,416,127	4,344,723	4,344,723	-
Central	486,425	542,554	542,554	-
Extracurricular activities	887,321	817,897	817,897	-
Total expenditures	<u>62,571,586</u>	<u>64,104,591</u>	<u>64,104,591</u>	<u>-</u>
Excess (deficiency) of revenues over (under) expenditures	<u>550,656</u>	<u>(3,212,687)</u>	<u>(3,192,687)</u>	<u>20,000</u>
Other financing sources (uses):				
Refund of prior year's expenditures	205,000	949,400	949,400	-
Transfers (out)	(60,000)	(50,000)	(50,000)	-
Advances in	100,000	50	50	-
Advances (out)	(90,000)	(50)	(50)	-
Proceeds from sale/loss of assets	4,000	10,528	10,528	-
Total other financing sources (uses)	<u>159,000</u>	<u>909,928</u>	<u>909,928</u>	<u>-</u>
Net change in fund balance	709,656	(2,302,759)	(2,282,759)	20,000
Fund balance at beginning of year	32,621,751	32,621,751	32,621,751	-
Prior year encumbrances appropriated	3,601,358	3,601,358	3,601,358	-
Fund balance at end of year	<u>\$ 36,932,765</u>	<u>\$ 33,920,350</u>	<u>\$ 33,940,350</u>	<u>\$ 20,000</u>

SEE ACCOMPANYING NOTES TO THE BASIC FINANCIAL STATEMENTS

**PLAIN LOCAL SCHOOL DISTRICT
STARK COUNTY, OHIO**

STATEMENT OF FIDUCIARY NET POSITION
FIDUCIARY FUNDS
JUNE 30, 2021

	<u>Custodial</u>
Assets:	
Equity in pooled cash, cash equivalents and investments	\$ 994,436
Total assets	<u>994,436</u>
Net position:	
Restricted for individuals, organizations and other governments	<u>994,436</u>
Total net position	<u>\$ 994,436</u>

SEE ACCOMPANYING NOTES TO THE BASIC FINANCIAL STATEMENTS

**PLAIN LOCAL SCHOOL DISTRICT
STARK COUNTY, OHIO**

STATEMENT OF CHANGES IN FIDUCIARY NET POSITION
FIDUCIARY FUNDS
FOR THE FISCAL YEAR ENDED JUNE 30, 2021

	<u>Custodial</u>
Additions:	
Amounts received as fiscal agent	\$ 337,300
Total additions	<u>337,300</u>
Deductions:	
Distributions as fiscal agent	<u>188,121</u>
Total deductions	<u>188,121</u>
Change in net position	149,179
Net position at beginning of year	<u>845,257</u>
Net position at end of year	<u>\$ 994,436</u>

SEE ACCOMPANYING NOTES TO THE BASIC FINANCIAL STATEMENTS

THIS PAGE IS INTENTIONALLY LEFT BLANK

**PLAIN LOCAL SCHOOL DISTRICT
STARK COUNTY, OHIO**

NOTES TO THE BASIC FINANCIAL STATEMENTS
FOR THE FISCAL YEAR ENDED JUNE 30, 2021

NOTE 1 - DESCRIPTION OF THE SCHOOL DISTRICT

The Plain Local School District (the “District”) was established through the consolidation of existing land areas and school districts and is organized under Section 2 and 3, Articles VI of the Constitution of the State of Ohio. Under such laws there is no authority for a school district to have a charter or adopt local laws. The legislative power of the school district is vested in the Board of Education, consisting of five members elected at large for staggered four-year terms.

The District employs 410 certified and 332 non-certified employees to provide services to approximately 6,236 students in grades K through 12 and various community groups.

NOTE 2 - SUMMARY OF SIGNIFICANT ACCOUNTING POLICIES

The basic financial statements of the District have been prepared in conformity with accounting principles generally accepted in the United States of America (GAAP) as applied to governmental units. The Governmental Accounting Standards Board (GASB) is the accepted standard-setting body for establishing governmental accounting and financial reporting principles.

A. Reporting Entity

The reporting entity has been defined in accordance with GASB Statement No. 14, “The Financial Reporting Entity” as amended by GASB Statement No. 39, “Determining Whether Certain Organizations Are Component Units” and GASB Statement No. 61, “The Financial Reporting Entity: Omnibus an Amendment of GASB Statements No. 14 and No. 34”. The reporting entity is composed of the primary government and component units. The primary government consists of all funds, departments, boards and agencies that are not legally separate from the District. For the District, this includes general operations, food service, and student related activities of the District.

Component units are legally separate organizations for which the District is financially accountable. The District is financially accountable for an organization if the District appoints a voting majority of the organization’s Governing Board and (1) the District is able to significantly influence the programs or services performed or provided by the organization; or (2) the District is legally entitled to or can otherwise access the organization’s resources; or (3) the District is legally obligated or has otherwise assumed the responsibility to finance the deficits of, or provide financial support to, the organization; or (4) the District is obligated for the debt of the organization. Component units may also include organizations that are fiscally dependent on the District in that the District approves the budget, the issuance of debt or the levying of taxes. Certain organizations are also included as component units if the nature and significance of the relationship between the primary government and the organization is such that exclusion by the primary government would render the primary government’s financial statements incomplete or misleading. Based upon the application of these criteria, the District has no component units. The basic financial statements of the reporting entity include only those of the District (the primary government).

The following organizations are described due to their relationship to the District:

JOINTLY GOVERNED ORGANIZATION

The District is a member of the Stark-Portage Area Computer District (SPARCC), a jointly governed organization which provides computer services to the school districts within the boundaries of Stark and Portage Counties as well as a district in Tuscarawas and a district in Wayne County. Each District’s superintendent serves as a representative on the Board. However, SPARCC is primarily governed by a five member Executive Board which is made up of two representatives from Stark County, two from Portage County and a Treasurer. The Board meets monthly to address any current issues.

**PLAIN LOCAL SCHOOL DISTRICT
STARK COUNTY, OHIO**

NOTES TO THE BASIC FINANCIAL STATEMENTS
FOR THE FISCAL YEAR ENDED JUNE 30, 2021

NOTE 2 - SUMMARY OF SIGNIFICANT ACCOUNTING POLICIES - (Continued)

PUBLIC ENTITY RISK POOL

The Stark County Schools Council of Government (the “Council”) is governed by an assembly which consists of one representative from each of the original participating school district (usually the superintendent or designee). The assembly elects officers for one year terms to serve as the Board of Directors. The assembly exercises control over the operation of the Council. All Council revenues are generated from charges for services. The Council has a Health Benefits Program which is a shared risk pool comprised of 162 entities, most of which are school districts.

The Council also sponsors a workers’ compensation group rating plan which is an insurance purchasing pool.

B. Fund Accounting

The District uses funds to maintain its financial records during the year. A fund is defined as a fiscal and accounting entity with a self balancing set of accounts. There are three categories of funds: governmental, proprietary and fiduciary. The District does not have proprietary funds.

GOVERNMENTAL FUNDS

Governmental funds are those through which most governmental functions typically are financed. Governmental fund reporting focuses on the sources, uses and balances of current financial resources. Expendable assets are assigned to the various governmental funds according to the purposes for which they may or must be used. Current liabilities are assigned to the fund from which they will be paid. The difference between governmental fund assets and deferred outflows and liabilities and deferred inflows is reported as fund balance. The following is the District’s major governmental fund:

General fund - The general fund is used to account for and report all financial resources not accounted for and reported in another fund. The general fund balance is available for any purpose provided it is expended or transferred according to the general laws of Ohio.

Other governmental funds of the District are used to account for (a) financial resources that are restricted, committed, or assigned to expenditures for capital outlays including the acquisition or construction of capital facilities and other capital assets; (b) financial resources that are restricted to expenditures for debt service principal and interest; and (c) specific revenue sources that are restricted or committed to an expenditure for specified purposes other than debt service or capital projects.

FIDUCIARY FUNDS

Fiduciary fund reporting focuses on net position and changes in net position. The fiduciary fund category is split into four classifications: pension trust funds, investment trust funds, private-purpose trust funds and custodial funds. Trust funds are used to account for assets held by the District under a trust agreement for individuals, private organizations, or other governments and are therefore not available to support the District’s own programs. The District has no trust funds. Custodial funds account for monies on behalf of others that do not meet the definition of a trust fund. The District’s custodial funds account for athletic tournament monies collected and distributed on behalf on the Ohio High School Athletics Association (OHSAA) and amounts held as fiscal agent for a vocational education compact (see Note 16).

C. Basis of Presentation and Measurement Focus

Government-Wide Financial Statements - The statement of net position and the statement of activities display information about the District as a whole. These statements include the financial activities of the primary government, except for fiduciary funds.

**PLAIN LOCAL SCHOOL DISTRICT
STARK COUNTY, OHIO**

NOTES TO THE BASIC FINANCIAL STATEMENTS
FOR THE FISCAL YEAR ENDED JUNE 30, 2021

NOTE 2 - SUMMARY OF SIGNIFICANT ACCOUNTING POLICIES - (Continued)

The government-wide statement of activities presents a comparison between direct expenses and program revenues for each function or program of the governmental activities of the District. Direct expenses are those that are specifically associated with a service, program or department and therefore clearly identifiable to a particular function. Program revenues include amounts paid by the recipient of goods or services offered by the program and grants and contributions that are restricted to meeting the operational or capital requirements of a particular program. Revenues not classified as program revenues are presented as general revenues of the District.

The government-wide financial statements are prepared using the economic resources measurement focus. All assets and deferred outflows and all liabilities and deferred inflows associated with the operation of the District are included on the statement of net position.

Fund Financial Statements - Fund financial statements report detailed information about the District. The focus of governmental fund financial statements is on major funds rather than reporting funds by type. Each major fund is presented in a separate column, and all nonmajor funds are aggregated into one column. Fiduciary funds are reported by fund type.

All governmental funds are accounted for using a flow of current financial resources measurement focus. With this measurement focus, only current assets and deferred outflows of resources and current liabilities and deferred inflows of resources generally are included on the balance sheet. The statement of revenues, expenditures and changes in fund balances reports on the sources (i.e., revenues and other financing sources) and uses (i.e., expenditures and other financing uses) of current financial resources. This approach differs from the manner in which the governmental activities of the government-wide financial statements are prepared. Governmental fund financial statements therefore include a reconciliation with brief explanations to better identify the relationship between the government-wide statements and the statements for governmental funds.

The custodial fund is reported using the economic resources measurement focus.

D. Basis of Accounting

Basis of accounting determines when transactions are recorded in the financial records and reported on the financial statements. Government-wide financial statements are prepared using the accrual basis of accounting. Governmental funds use the modified accrual basis of accounting. Fiduciary funds use the accrual basis of accounting.

Revenues - Exchange and Nonexchange Transactions - Revenues resulting from exchange transactions, in which each party gives and receives essentially equal value, are recorded on the accrual basis when the exchange takes place. On a modified accrual basis, revenue is recorded in the fiscal year in which the resources are measurable and become available. Available means that the resources will be collected within the current fiscal year or are expected to be collected soon enough thereafter to be used to pay liabilities of the current fiscal year. For the District, available means expected to be received within sixty days of fiscal year-end.

Nonexchange transactions, in which the District receives value without directly giving equal value in return, include property taxes, grants, entitlements and donations. On an accrual basis, revenue from property taxes is recognized in the fiscal year for which the taxes are levied (See Note 6).

Revenue from grants, entitlements and donations is recognized in the fiscal year in which all eligibility requirements have been satisfied. Eligibility requirements include timing requirements, which specify the year when the resources are required to be used or the fiscal year when use is first permitted, matching requirements, in which the District must provide local resources to be used for a specified purpose and expenditure requirements, in which the resources are provided to the District on a reimbursement basis. On a modified accrual basis, revenue from nonexchange transactions must also be available before it can be recognized.

**PLAIN LOCAL SCHOOL DISTRICT
STARK COUNTY, OHIO**

NOTES TO THE BASIC FINANCIAL STATEMENTS
FOR THE FISCAL YEAR ENDED JUNE 30, 2021

NOTE 2 - SUMMARY OF SIGNIFICANT ACCOUNTING POLICIES - (Continued)

Under the modified accrual basis, the following revenue sources are considered to be both measurable and available at fiscal year-end: property taxes available as an advance, interest, tuition, grants, student fees and rentals.

Deferred Outflows of Resources and Deferred Inflows of Resources - In addition to assets, the government-wide statement of net position will report a separate section for deferred outflows of resources. Deferred outflows of resources, represents a consumption of net position that applies to a future period and will not be recognized as an outflow of resources (expense/expenditure) until then. See Note 12 and Note 13 for deferred outflows of resources related the District's net pension liability and net OPEB liability/asset. In addition, deferred outflows of resources include a deferred charge on debt refunding. A deferred charge on refunding results from the difference in the carrying value of refunded debt and its reacquisition price. This amount is deferred and amortized over the shorter of the life of the refunded or refunding debt.

In addition to liabilities, both the government-wide statement of net position and the governmental fund financial statements report a separate section for deferred inflows of resources. Deferred inflows of resources represent an acquisition of net position that applies to a future period and will not be recognized as an inflow of resources (revenue) until that time. For the District, deferred inflows of resources include property taxes and unavailable revenue. Property taxes represent amounts for which there is an enforceable legal claim as of June 30, 2021, but which were levied to finance fiscal year 2022 operations. These amounts have been recorded as a deferred inflow of resources on both the government-wide statement of net position and the governmental fund financial statements.

Unavailable revenue is reported only on the governmental funds balance sheet, and represents receivables which will not be collected within the available period. For the District, unavailable revenue includes, but is not limited to, delinquent property taxes and intergovernmental grants. These amounts are deferred and recognized as an inflow of resources in the period the amounts become available.

See Note 12 and Note 13 for deferred inflows of resources related to the District's net pension liability and net OPEB liability/asset. This deferred inflow of resources is only reported on the government-wide statement of net position.

Expenses/Expenditures - On the accrual basis of accounting, expenses are recognized at the time they are incurred. The entitlement value of donated commodities used during the year is reported in the statement of revenues, expenditures and changes in fund balances as an expenditure with a like amount reported as intergovernmental revenue.

The measurement focus of governmental fund accounting is on decreases in net financial resources (expenditures) rather than expenses. Expenditures are generally recognized in the accounting period in which the related fund liability is incurred, if measurable. Allocations of cost, such as depreciation and amortization, are not recognized in governmental funds.

E. Budgets

The District is required by State statute to adopt an annual appropriated cash basis budget for all funds. The specific timetable is as follows:

1. On October 25, 2005, the Stark County Budget Commission voted to waive the requirement that school districts adopt a tax budget, as required by section 5705.28 of the Ohio Revised Code, by January 15 and the filing by January 20. The Budget Commission now requires an alternate tax budget be submitted by January 20 which no longer requires specific Board approval.
2. By no later than January 20, the adopted budget is filed with the Stark County Budget Commission for tax rate determination.

**PLAIN LOCAL SCHOOL DISTRICT
STARK COUNTY, OHIO**

NOTES TO THE BASIC FINANCIAL STATEMENTS
FOR THE FISCAL YEAR ENDED JUNE 30, 2021

NOTE 2 - SUMMARY OF SIGNIFICANT ACCOUNTING POLICIES - (Continued)

3. Prior to April 1, the Board of Education accepts, by formal resolution, the tax rates as determined by the Budget Commission and receives the Commission's certificate of estimated resources which states the projected revenue of each fund. Prior to July 1, the District must revise its budget so that total contemplated expenditures from any fund during the ensuing year will not exceed the amount stated in the certificate of estimated resources. The revised budget then serves as a basis for the appropriation measure. On or about July 1, the certificate of estimated resources is amended to include any unencumbered balances from the preceding year as reported by the District Treasurer. The certificate of estimated resources may be further amended during the year if projected increases or decreases in revenue are identified by the District Treasurer. The amounts reported in the budgetary statement reflect the amounts set forth in the original and final certificate of estimated resources issued for fiscal year 2021.
4. By July 1, the annual appropriation resolution is legally enacted by the Board of Education at the fund level of expenditures, which is the legal level of budgetary control. State statute permits a temporary appropriation to be effective until no later than October 1 of each year. Although the legal level of budgetary control was established at the fund level of expenditures, the District has elected to present budgetary statement comparisons at the fund and function level of expenditures. Resolution appropriations by fund must be within the estimated resources as certified by the County Budget Commission, and the total of expenditures and encumbrances may not exceed the appropriation total.
5. Any revisions that alter the total of any fund appropriation must be approved by the Board of Education.
6. Formal budgetary integration is employed as a management control device during the year for all funds consistent with the general obligation bond indenture and other statutory provisions. All funds completed the year within the amount of their legally authorized cash basis appropriation.
7. Appropriation amounts are as originally adopted, or as amended by the Board of Education through the year by supplemental appropriations which either reallocated or increased the original appropriated amounts. All supplemental appropriations were legally enacted by the Board during fiscal year 2021. All amounts reported in the budgetary statement reflect the original and final appropriations plus all modifications legally enacted by the Board.
8. Unencumbered appropriations lapse at year-end. Encumbered appropriations are carried forward to the succeeding fiscal year and need not be re-appropriated. Expenditures plus encumbrances may not legally exceed budgeted appropriations at the fund level.

F. Cash and Investments

To improve cash management, cash received by the District is pooled. Monies for all funds are maintained in this pool. Individual fund integrity is maintained through the District's records. Each fund's interest in the pool is presented as "equity in pooled cash, cash equivalents and investments" on the basic financial statements.

During fiscal year 2021, investments were limited to commercial paper, federal agency securities, negotiable certificates of deposit, U.S. Treasury Notes, U.S. Government money market funds, and investments in the State Treasury Asset Reserve of Ohio (STAR Ohio). Except for nonparticipating investment contracts, investments are reported at fair value, which is based on quoted market prices. Nonparticipating investment contracts such as repurchase agreements and nonnegotiable certificates of deposit are reported at cost.

**PLAIN LOCAL SCHOOL DISTRICT
STARK COUNTY, OHIO**

NOTES TO THE BASIC FINANCIAL STATEMENTS
FOR THE FISCAL YEAR ENDED JUNE 30, 2021

NOTE 2 - SUMMARY OF SIGNIFICANT ACCOUNTING POLICIES - (Continued)

STAR Ohio is an investment pool managed by the State Treasurer's Office which allows governments within the State to pool their funds for investment purposes. STAR Ohio is not registered with the SEC as an investment company, but has adopted Governmental Accounting Standards Board (GASB), Statement No. 79, "Certain External Investment Pools and Pool Participants." The District measures its investment in STAR Ohio at the net asset value (NAV) per share provided by STAR Ohio. The NAV per share is calculated on an amortized cost basis that provides an NAV per share that approximates fair value.

For fiscal year 2021, there were no limitations or restrictions on any participant withdrawals due to redemption notice periods, liquidity fees, or redemption gates. However, notice must be given 24 hours in advance of all deposits and withdrawals exceeding \$100 million. STAR Ohio reserves the right to limit the transaction to \$250 million, requiring the excess amount to be transacted the following business day(s), but only to the \$250 million limit. All accounts of the participant will be combined for these purposes.

Under existing Ohio statutes, all investment earnings are assigned to the general fund except for those specifically related to the auxiliary services fund, food service fund, and permanent improvement fund individually authorized by Board resolution. Interest revenue credited to the general fund during fiscal year 2021 amounted to \$80,777, which does not include any interest assigned from other District funds.

For presentation on the basic financial statements, investments of the cash management pool and investments with original maturities of three months or less at the time they are purchased by the District are considered to be cash equivalents. Investments with an initial maturity of more than three months are reported as investments.

An analysis of the District's investment account at year-end is provided in Note 4.

G. Inventory

On government-wide and fund financial statements, purchased inventories are presented at the lower of cost or market and donated commodities are presented at their entitlement value. Inventories are recorded on a first-in, first-out basis and are expended/expensed when received. Inventories are accounted for using the purchase method on the fund statements and using the consumption method on the government-wide statements.

On the fund financial statements, reported materials and supplies inventory is equally offset by fund balance - nonspendable in the governmental funds which indicates that it does not constitute available spendable resources even though it is a component of net current assets.

Inventory consists of expendable supplies held for consumption, donated food and purchased food.

H. Capital Assets

General capital assets are those related to government activities. These assets generally result from expenditures in the governmental funds. These assets are reported in the governmental activities column of the government-wide statement of net position, but are not reported in the fund financial statements.

All capital assets are capitalized at cost (or estimated historical cost) and updated for additions and retirements during the year. Donated capital assets are recorded at their acquisition value as of the date received. The District maintains a capitalization threshold of \$1,500. Improvements are capitalized; the costs of normal maintenance and repairs that do not add to the value of the asset or materially extend an asset's life are not.

**PLAIN LOCAL SCHOOL DISTRICT
STARK COUNTY, OHIO**

NOTES TO THE BASIC FINANCIAL STATEMENTS
FOR THE FISCAL YEAR ENDED JUNE 30, 2021

NOTE 2 - SUMMARY OF SIGNIFICANT ACCOUNTING POLICIES - (Continued)

All reported capital assets except land are depreciated. Improvements are depreciated over the remaining useful lives of the related capital assets. Depreciation is computed using the straight-line method over the following useful lives:

<u>Asset Class</u>	<u>Governmental Activities Estimated Lives</u>
Land improvements	15 - 20 years
Buildings and improvements	15 - 40 years
Furniture and equipment	5 - 20 years
Vehicles	8 years

I. Interfund Balances

On fund financial statements, receivables and payables resulting from short-term interfund loans are classified as “interfund loans receivable/payable” or “due to/from other funds”. These amounts are eliminated in the governmental activities column on the statement of net position.

J. Compensated Absences

Compensated absences of the District consist of vacation and sick leave liabilities to the extent that payments to the employee for these absences are attributable to services already rendered and are not contingent on a specific event that is outside the control of the District and the employee.

In accordance with the provisions of GASB Statement No. 16, “Accounting for Compensated Absences”, a liability for vacation leave is accrued if a) the employees’ rights to payment are attributable to services already rendered; and b) it is probable that the employer will compensate the employees for the benefits through paid time off or other means, such as cash payment at termination or retirement. An accrual for earned sick leave is made to the extent that it is probable that the benefits will result in termination (severance) payments. A liability for severance is accrued using the vesting method; i.e., the liability is based on the sick leave accumulated at the balance sheet date by those employees who are currently eligible to receive termination (severance) payments, as well as those employees expected to become eligible in the future. For purposes of establishing a liability for sick leave on employees expected to become eligible to retire in the future, all employees age fifty or greater with at least ten years of service or any age with 20 years of service were considered expected to become eligible to retire in accordance with GASB Statement No. 16.

The total liability for vacation and sick leave payments has been calculated using pay rates in effect at June 30, 2021 and reduced to the maximum payment allowed by labor contract and/or statute, plus any additional salary related payments.

The entire compensated absence liability is reported on the government-wide financial statements.

For governmental fund financial statements, the current portion of unpaid compensated absences is the amount expected to be paid using expendable available resources. These amounts are recorded in the account “compensated absences payable” in the fund from which the employees who have accumulated unpaid leave are paid. The noncurrent portion of the liability is not reported.

K. Accrued Liabilities and Long-Term Obligations

All payables, accrued liabilities and long-term obligations are reported in the government-wide financial statements.

**PLAIN LOCAL SCHOOL DISTRICT
STARK COUNTY, OHIO**

NOTES TO THE BASIC FINANCIAL STATEMENTS
FOR THE FISCAL YEAR ENDED JUNE 30, 2021

NOTE 2 - SUMMARY OF SIGNIFICANT ACCOUNTING POLICIES - (Continued)

In general, governmental fund payables and accrued liabilities that, once incurred, are paid in a timely manner and in full from current financial resources are reported as obligations of the funds. However, compensated absences that will be paid from governmental funds are reported as a liability in the fund financial statements only to the extent that they are due for payment during the current year. Bonds are recognized as a liability on the fund financial statements when due. Net pension/OPEB liability should be recognized in the governmental funds to the extent that benefit payments are due and payable and the pension/OPEB plan's fiduciary net position is not sufficient for payment of those benefits.

L. Fund Balance

Fund balance is divided into five classifications based primarily on the extent to which the District is bound to observe constraints imposed upon the use of the resources in the governmental funds. The classifications are as follows:

Nonspendable - The nonspendable fund balance classification includes amounts that cannot be spent because they are not in spendable form or legally required to be maintained intact. The "not in spendable form" criterion includes items that are not expected to be converted to cash. It also includes the long-term amount of loans receivable.

Restricted - Fund balance is reported as restricted when constraints are placed on the use of resources that are either externally imposed by creditors (such as through debt covenants), grantors, contributors, or laws or regulations of other governments, or imposed by law through constitutional provisions or enabling legislation.

Committed - The committed fund balance classification includes amounts that can be used only for the specific purposes imposed by a formal action (resolution) of the District Board of Education (the highest level of decision making authority). Those committed amounts cannot be used for any other purpose unless the District Board of Education removes or changes the specified use by taking the same type of action (resolution) it employed to previously commit those amounts. Committed fund balance also incorporates contractual obligations to the extent that existing resources in the fund have been specifically committed for use in satisfying those contractual requirements.

Assigned - Amounts in the assigned fund balance classification are intended to be used by the District for specific purposes but do not meet the criteria to be classified as restricted nor committed. In governmental funds other than the general fund, assigned fund balance represents the remaining amount that is not restricted or committed. In the general fund, assigned amounts represent intended uses established by policies of the District Board of Education, which includes giving the Treasurer the authority to constrain monies for intended purposes.

Unassigned - Unassigned fund balance is the residual classification for the general fund and includes all spendable amounts not contained in the other classifications. In other governmental funds, the unassigned classification is only used to report a deficit fund balance resulting from overspending for specific purposes for which amounts had been restricted, committed, or assigned.

The District applies restricted resources first when expenditures are incurred for purposes for which restricted and unrestricted (committed, assigned, and unassigned) fund balance is available. Similarly, within unrestricted fund balance, committed amounts are reduced first followed by assigned, and then unassigned amounts when expenditures are incurred for purposes for which amounts in any of the unrestricted fund balance classifications could be used.

**PLAIN LOCAL SCHOOL DISTRICT
STARK COUNTY, OHIO**

NOTES TO THE BASIC FINANCIAL STATEMENTS
FOR THE FISCAL YEAR ENDED JUNE 30, 2021

NOTE 2 - SUMMARY OF SIGNIFICANT ACCOUNTING POLICIES - (Continued)

M. Net Position

Net position represents the difference between assets and deferred outflows and liabilities and deferred inflows. The net position component “net investment in capital assets,” consists of capital assets, net of accumulated depreciation, reduced by the outstanding balances of any borrowing used for the acquisition, construction or improvement of those assets. Deferred outflows of resources and deferred inflows of resources that are attributable to the acquisition, construction or improvement of those assets or related debt also should be included in this component of net position. Net position is reported as restricted when there are limitations imposed on its use either through the enabling legislation adopted by the District or through external restrictions imposed by creditors, grantors or laws or regulations of other governments.

The District applies restricted resources first when an expense is incurred for purposes for which both restricted and unrestricted net position is available.

N. Prepayments

Certain payments to vendors reflect the costs applicable to future accounting periods and are recorded as prepaid items in both government-wide and fund financial statements. These items are reported as assets on the balance sheet and statement of net position using the consumption method. A current asset for the prepaid amounts is recorded at the time of the purchase and the expenditure/expense is reported in the year in which services are consumed. At fiscal year-end, because prepayments are not available to finance future governmental fund expenditures, they are reported as nonspendable fund balance on the fund financial statements.

O. Estimates

The preparation of the basic financial statements in conformity with GAAP requires management to make estimates and assumptions that affect the amounts reported in the basic financial statements and accompanying notes. Actual results may differ from those estimates.

P. Interfund Activity

Exchange transactions between funds are reported as revenues in the seller funds and as expenditures/expenses in the purchaser funds. Flows of cash or goods from one fund to another without a requirement for repayment are reported as interfund transfers. Interfund transfers are reported as other financing sources/uses in governmental funds. Repayments from funds responsible for particular expenditures/expenses to the funds that initially paid for them are not presented on the basic financial statements.

Q. Unamortized Bond Premium and Deferred Charges on Refundings

On the government-wide financial statements, bond premiums are deferred and amortized over the term of the bonds using the straight-line method, which approximates the effective interest method. Bond premiums are presented as an addition to the face amount of the bonds. On the governmental fund financial statements, bond premiums are recognized in the current period.

For advance refundings resulting in the defeasance of debt, the difference between the reacquisition price and the net carrying amount of the old debt is deferred and amortized as a component of interest expense. This accounting gain or loss is amortized over the remaining life of the old debt or the life of the new debt, whichever is shorter and is presented as a deferred outflow of resources on the statement of net position.

A reconciliation between the bond’s face value and the amount reported on the statement of net position is presented in Note 9.

**PLAIN LOCAL SCHOOL DISTRICT
STARK COUNTY, OHIO**

NOTES TO THE BASIC FINANCIAL STATEMENTS
FOR THE FISCAL YEAR ENDED JUNE 30, 2021

NOTE 2 - SUMMARY OF SIGNIFICANT ACCOUNTING POLICIES - (Continued)

R. Parochial and Private Schools

Within the District's boundaries, St. Michael's and Our Lady of Peace Schools are operated through the Youngstown Catholic Diocese. Also within the District's boundaries are Canton Country Day School, Holy Cross Preschool and Kindergarten, Weaver Child Development Center and The Golden Key Center for Exceptional Children, which are privately operated. Current State legislation provides funding to these schools. These monies are received and disbursed on behalf of these schools by the Treasurer of the District, as directed by the schools. The fiduciary responsibility of the District for these monies is reflected in a nonmajor governmental fund for financial reporting purposes.

S. Pensions/Other Postemployment Benefits (OPEB)

For purposes of measuring the net pension/OPEB liability, net OPEB asset, deferred outflows of resources and deferred inflows of resources related pensions/OPEB, and pension/OPEB expense, information about the fiduciary net position of the pension/OPEB plans and additions to/deductions from their fiduciary net position have been determined on the same basis as they are reported by the pension/OPEB plan. For this purpose, benefit payments (including refunds of employee contributions) are recognized when due and payable in accordance with the benefit terms. The pension/OPEB plans report investments at fair value.

T. Extraordinary and Special Items

Extraordinary items are transactions or events that are both unusual in nature and infrequent in occurrence. Special items are transactions or events that are within the control of the Board of Education and that are either unusual in nature or infrequent in occurrence. Neither type of transaction occurred during fiscal year 2021.

U. Fair Value

The District categorizes its fair value measurements within the fair value hierarchy established by generally accepted accounting principles. The hierarchy is based on the valuation inputs used to measure the fair value of the asset. Level 1 inputs are quoted prices in active markets for identical assets; Level 2 inputs are significant other observable inputs; Level 3 inputs are significant unobservable inputs.

NOTE 3 - ACCOUNTABILITY AND COMPLIANCE

A. Change in Accounting Principles

For fiscal year 2021, the District has applied GASB Statement No. 95, "Postponement of the Effective Dates of Certain Authoritative Guidance." GASB Statement No. 95 provides temporary relief to governments and other stakeholders in light of the COVID-19 pandemic. This objective is accomplished by postponing the effective dates of certain provisions in Statements and Implementation Guides that first became effective or are scheduled to become effective for periods beginning after June 15, 2018, and later.

Certain provisions contained in the following pronouncements were scheduled to be implemented for the fiscal year ended June 30, 2021. Due to the implementation of GASB Statement No. 95, the effective dates of certain provisions contained in these pronouncements are postponed until the fiscal year ended June 30, 2022:

- Statement No. 87, *Leases*
- Implementation Guide No. 2019-3, *Leases*
- Statement No. 89, *Accounting for Interest Cost Incurred before the End of a Construction Period*
- Statement No. 92, *Omnibus 2020*
- Statement No. 93, *Replacement of Interbank Offered Rates*

**PLAIN LOCAL SCHOOL DISTRICT
STARK COUNTY, OHIO**

NOTES TO THE BASIC FINANCIAL STATEMENTS
FOR THE FISCAL YEAR ENDED JUNE 30, 2021

NOTE 3 - ACCOUNTABILITY AND COMPLIANCE - (Continued)

B. Deficit Fund Balances

Fund balances at June 30, 2021 included the following individual fund deficits:

<u>Nonmajor funds</u>	<u>Deficit</u>
IDEA Part B	\$ 67,721
Vocational education	12,691
Title I	63,091
Title II-A	16,288
Miscellaneous federal grants	34,268

The general fund is liable for any deficit in these funds and provides transfers when cash is required, not when accruals occur. The deficit fund balances resulted from adjustments for accrued liabilities.

NOTE 4 - DEPOSITS AND INVESTMENTS

State statutes classify monies held by the District into three categories.

Active deposits are public deposits necessary to meet current demands on the treasury. Such monies must be maintained either as cash in the District treasury, in commercial accounts payable or withdrawable on demand, including negotiable order of withdrawal (NOW) accounts, or in money market deposit accounts.

Inactive deposits are public deposits that the Board of Education has identified as not required for use within the current five year period of designation of depositories. Inactive deposits must either be evidenced by certificates of deposit maturing not later than the end of the current period of designation of depositories, or by savings or deposit accounts including, but not limited to, passbook accounts.

Interim deposits are deposits of interim monies. Interim monies are those monies which are not needed for immediate use, but which will be needed before the end of the current period of designation of depositories. Interim deposits must be evidenced by time certificates of deposit maturing not more than one year from the date of deposit or by savings or deposit accounts including passbook accounts.

Interim monies may be deposited or invested in the following securities:

1. United States Treasury Notes, Bills, Bonds, or any other obligation or security issued by the United States Treasury or any other obligation guaranteed as to principal and interest by the United States;
2. Bonds, notes, debentures, or any other obligations or securities issued by any federal government agency or instrumentality, including, but not limited to, the Federal National Mortgage Association, Federal Home Loan Bank, Federal Farm Credit Bank, Federal Home Loan Mortgage Corporation, and Government National Mortgage Association. All federal agency securities shall be direct issuances of federal government agencies or instrumentalities;
3. Written repurchase agreements in the securities listed above provided that the market value of the securities subject to the repurchase agreement must exceed the principal value of the agreement by at least two percent and be marked to market daily, and that the term of the agreement must not exceed thirty days;
4. Bonds and other obligations of the State of Ohio; and with certain limitations including a requirement for maturity within ten years from the date of settlement, bonds and other obligations of political subdivisions of the State of Ohio, if training requirements have been met;

**PLAIN LOCAL SCHOOL DISTRICT
STARK COUNTY, OHIO**

NOTES TO THE BASIC FINANCIAL STATEMENTS
FOR THE FISCAL YEAR ENDED JUNE 30, 2021

NOTE 4 - DEPOSITS AND INVESTMENTS - (Continued)

5. Time certificates of deposit or savings or deposit accounts including, but not limited to, passbook accounts;
6. No-load money market mutual funds consisting exclusively of obligations described in items (1) and (2) above and repurchase agreements secured by such obligations, provided that investments in securities described in this division are made only through eligible institutions;
7. The State Treasurer's investment pool, the State Treasury Asset Reserve of Ohio (STAR Ohio); and,
8. Certain banker's acceptance and commercial paper notes for a period not to exceed one hundred eighty days and two hundred seventy days, respectively, from the purchase date in an amount not to exceed forty percent of the interim monies available for investment at any one time.

Protection of the deposits is provided by the Federal Deposit Insurance Corporation (FDIC), by eligible securities pledged by the financial institution as security for repayment, or by the financial institutions participation in the Ohio Pooled Collateral System (OPCS), a collateral pool of eligible securities deposited with a qualified trustee and pledged to the Treasurer of State to secure the repayment of all public monies deposited in the financial institution.

Investments in stripped principal or interest obligations, reverse repurchase agreements and derivatives are prohibited. The issuance of taxable notes for the purpose of arbitrage, the use of leverage and short selling are also prohibited. Except as noted above, an investment must mature within five years from the date of purchase unless matched to a specific obligation or debt of the District and must be purchased with the expectation that it will be held to maturity. Investments may only be made through specified dealers and institutions. Payment for investments may be made only upon delivery of the securities representing the investments to the Treasurer or, if the securities are not represented by a certificate, upon receipt of confirmation of transfer from the custodian.

A. Deposits with Financial Institutions

At June 30, 2021, the carrying amount of all District deposits was \$2,720,045 and the bank balance of all District deposits was \$3,586,291. Of the bank balance, \$275,755 was covered by the FDIC and \$3,310,536 was potentially exposed to custodial credit risk as discussed below because those deposits were uninsured and could be uncollateralized. Although all statutory requirements for the deposit of money had been followed, noncompliance with Federal requirements could potentially subject the District to a successful claim by the FDIC.

Custodial credit risk is the risk that, in the event of bank failure, the District's deposits may not be returned. The District has no deposit policy for custodial credit risk beyond the requirements of State statute. Ohio law requires that deposits either be insured or protected by: (1) eligible securities pledged to the District and deposited with a qualified trustee by the financial institution as security for repayment whose fair value at all times shall be at least 105 percent of the deposits being secured; or (2) participation in the Ohio Pooled Collateral System (OPCS), a collateral pool of eligible securities deposited with a qualified trustee and pledged to the Treasurer of State to secure the repayment of all public monies deposited in the financial institution. OPCS requires the total fair value of the securities pledged to be 102 percent of the deposits being secured or a rate set by the Treasurer of State. For 2021, the District's financial institutions were approved for a reduced collateral rate of 102 percent through the OPCS.

**PLAIN LOCAL SCHOOL DISTRICT
STARK COUNTY, OHIO**

NOTES TO THE BASIC FINANCIAL STATEMENTS
FOR THE FISCAL YEAR ENDED JUNE 30, 2021

NOTE 4 - DEPOSITS AND INVESTMENTS - (Continued)

C. Investments

As of June 30, 2021, the District had the following investments and maturities:

Measurement/ <u>Investment type</u>	Measurement <u>Value</u>	<u>Investment Maturities</u>				
		6 months or <u>or less</u>	7 to 12 <u>months</u>	13 to 18 <u>months</u>	19 to 24 <u>months</u>	Greater than <u>24 months</u>
Fair value:						
Commercial paper	\$ 4,247,494	\$ 2,324,574	\$ 1,922,920	\$ -	\$ -	\$ -
Federal agency securities	13,488,462	720,079	-	1,159,786	250,260	11,358,337
Negotiable CDs	8,923,004	249,595	2,498,854	1,779,995	1,859,495	2,535,065
U.S. Treasury notes	1,170,293	-	-	-	-	1,170,293
U.S. Government money market	12,863	12,863	-	-	-	-
Net Asset Value:						
STAR Ohio	<u>14,830,760</u>	<u>14,830,760</u>	<u>-</u>	<u>-</u>	<u>-</u>	<u>-</u>
Total	<u>\$42,672,876</u>	<u>\$18,137,871</u>	<u>\$ 4,421,774</u>	<u>\$ 2,939,781</u>	<u>\$ 2,109,755</u>	<u>\$15,063,695</u>

The weighted average maturity of investments is 1.54 years.

The District's investments in U.S. Government money market funds are valued using quoted market prices in active markets (Level 1 inputs). All other District investments measured at fair value are valued using quoted market prices in markets that are not considered to be active, dealer quotations or alternative pricing sources for similar assets or liabilities for which all significant inputs are observable, either directly or indirectly (Level 2 inputs).

Interest Rate Risk: Interest rate risk arises because potential purchasers of debt securities will not agree to pay face value for those securities if interest rates subsequently increase. As a means of limiting its exposure to fair value losses arising from rising interest rates and according to State law, the District's investment policy limits investment portfolio maturities to five years or less.

Credit Risk: The District's investments in the federal agency securities and U.S. Treasury notes were rated AA+ and Aaa by Standard & Poor's and Moody's Investor Services, respectively. The commercial paper investments were rated A-1 to A-1+ by Standard & Poor's. The U.S. Government money market and STAR Ohio carry a rating of AAAM by Standard & Poor's. Ohio law requires that STAR Ohio maintain the highest rating provided by at least one nationally recognized standard rating service. The District has no investment policy dealing with investment credit risk beyond the requirements in State statutes.

Custodial Credit Risk: For an investment, custodial credit risk is the risk that, in the event of the failure of the counterparty, the District will not be able to recover the value of its investments or collateral securities that are in the possession of an outside party. The federal agency securities are exposed to custodial credit risk in that they are uninsured, unregistered and held by the counterparty's trust department or agent but not in the District's name. The District has no investment policy dealing with investment custodial credit risk beyond the requirement in State statute that prohibits payment for investments prior to the delivery of the securities representing such investments to the treasurer or qualified trustee.

**PLAIN LOCAL SCHOOL DISTRICT
STARK COUNTY, OHIO**

NOTES TO THE BASIC FINANCIAL STATEMENTS
FOR THE FISCAL YEAR ENDED JUNE 30, 2021

NOTE 4 - DEPOSITS AND INVESTMENTS - (Continued)

Concentration of Credit Risk: The District places no limit on the amount that may be invested in any one issuer. The following table includes the percentage of each investment type held by the District at June 30, 2021:

<u>Measurement/ Investment type</u>	<u>Measurement Value</u>	<u>% of Total</u>
Fair value:		
Commercial paper	\$ 4,247,494	9.95
Federal agency securities	13,488,462	31.61
Negotiable CDs	8,923,004	20.91
U.S. Treasury notes	1,170,293	2.74
U.S. Government money market	12,863	0.03
Net Asset Value:		
STAR Ohio	<u>14,830,760</u>	<u>34.76</u>
Total	<u>\$ 42,672,876</u>	<u>100.00</u>

D. Reconciliation of Cash and Investments to the Statement of Net Position

The following is a reconciliation of cash and investments as reported in the note above to cash and investments as reported on the statement of net position as of June 30, 2021:

<u>Cash and investments per note</u>		
Carrying amount of deposits	\$ 2,720,045	
Investments	<u>42,672,876</u>	
Total	<u>\$ 45,392,921</u>	
 <u>Cash and investments per financial statements</u>		
Governmental activities	\$ 44,398,485	
Custodial funds	<u>994,436</u>	
Total	<u>\$ 45,392,921</u>	

NOTE 5 - INTERFUND TRANSACTIONS

- A. Interfund balances at June 30, 2021, as reported on the fund statements, consist of the following individual interfund loans receivable and payable:

<u>Receivable fund</u>	<u>Payable fund</u>	<u>Amount</u>
General fund	Nonmajor governmental funds	\$ 6,924

The primary purpose of the interfund balances is to cover costs in specific funds where revenues were not received by June 30. These interfund balances will be repaid once the anticipated revenues are received. These amounts are not expected to be repaid within one year and therefore are reported as a component of non-spendable fund balance in the general fund.

Interfund balances between governmental funds are eliminated on the government-wide financial statements; therefore, no internal balances at June 30, 2021 are reported on the statement of net position.

**PLAIN LOCAL SCHOOL DISTRICT
STARK COUNTY, OHIO**

NOTES TO THE BASIC FINANCIAL STATEMENTS
FOR THE FISCAL YEAR ENDED JUNE 30, 2021

NOTE 5 - INTERFUND TRANSACTIONS - (Continued)

B. Interfund balances at June 30, 2021 consisted of the following amounts reported as due to/from other funds on the fund financial statements:

<u>Receivable fund</u>	<u>Payable fund</u>	<u>Amount</u>
General fund	Nonmajor governmental funds	\$ 744,847

The primary purpose of the interfund balances is to cover temporary cash deficits at June 30, 2021 due to advance spending of approved grant monies. These interfund balances will be repaid once the anticipated revenues are received. Interfund balances between governmental funds are eliminated on the government-wide financial statements.

C. Interfund transfers for the year ended June 30, 2021 consisted of the following as reported on the fund financial statements:

<u>Transfers from</u>	<u>Transfers to</u>	<u>Amount</u>
General fund	Nonmajor governmental funds	\$ 40,000

Transfers are used to move revenues from the fund that statute or budget required to collect them to the fund that statute or budget requires to expend them and to use unrestricted revenues collected in the general fund to finance various programs accounted for in other funds in accordance with budgetary authorizations. Transfers between governmental funds are eliminated in the statement of activities.

NOTE 6 - PROPERTY TAXES

Property taxes are levied and assessed on a calendar year basis while the District’s fiscal year runs from July through June. First half tax collections are received by the District in the second half of the fiscal year. Second half tax distributions occur in the first half of the following fiscal year.

Property taxes include amounts levied against all real property and public utility property. Real property tax revenues received in calendar year 2021 represent the collection of calendar year 2020 taxes. Real property taxes received in calendar year 2021 were levied after April 1, 2020, on the assessed values as of January 1, 2020, the lien date. Assessed values for real property taxes are established by State statute at 35 percent of appraised market value. Real property taxes are payable annually or semiannually. If paid annually, payment is due December 31; if paid semiannually, the first payment is due December 31, with the remainder payable by June 20. Under certain circumstances, State statute permits alternate payment dates to be established. Public utility property tax revenues received in calendar year 2021 represent the collection of calendar year 2020 taxes. Public utility real and personal property taxes received in calendar year 2021 became a lien on December 31, 2019, were levied after April 1, 2020, and are collected with real property taxes. Public utility real property is assessed at 35 percent of true value; public utility tangible personal property is currently assessed at varying percentages of true value.

The District receives property taxes from Stark County. The County Auditor periodically advances to the District its portion of the taxes collected. Second-half real property tax payments collected by the County by June 30, 2021 are available to finance fiscal year 2021 operations. The amount available as an advance at June 30, 2021 was \$948,270 in the general fund and \$110,943 in the debt service fund (a nonmajor governmental fund). This amount is recorded as revenue. The amount available for advance at June 30, 2020 was \$1,140,292 in the general fund and \$124,228 in the debt service fund (a nonmajor governmental fund). The amount of second-half real property taxes available for advance at fiscal year-end can vary based on the date the tax bills are sent.

**PLAIN LOCAL SCHOOL DISTRICT
STARK COUNTY, OHIO**

NOTES TO THE BASIC FINANCIAL STATEMENTS
FOR THE FISCAL YEAR ENDED JUNE 30, 2021

NOTE 6 - PROPERTY TAXES - (Continued)

Accrued property taxes receivable includes real property, public utility property and delinquent tangible personal property taxes which are measurable as of June 30, 2021 and for which there is an enforceable legal claim. Although total property tax collections for the next fiscal year are measurable, only the amount of real property taxes available as an advance at June 30 was levied to finance current fiscal year operations and is reported as revenue at fiscal year-end. The portion of the receivable not levied to finance current fiscal year operations is offset by a credit to deferred inflows of resources.

On the accrual basis of accounting, collectible delinquent property taxes have been recorded as a receivable and revenue, while on a modified accrual basis of accounting the revenue has been reported as a deferred inflow of resources.

The assessed values upon which the fiscal year 2021 taxes were collected are:

	2020 Second Half Collections		2021 First Half Collections	
	<u>Amount</u>	<u>Percent</u>	<u>Amount</u>	<u>Percent</u>
Agricultural/residential and other real estate	\$ 1,071,172,840	95.42	\$ 1,069,235,290	95.13
Public utility personal	<u>51,410,050</u>	<u>4.58</u>	<u>54,706,520</u>	<u>4.87</u>
Total	<u>\$ 1,122,582,890</u>	<u>100.00</u>	<u>\$ 1,123,941,810</u>	<u>100.00</u>
Tax rate per \$1,000 of assessed valuation	\$ 62.80		\$ 63.00	

NOTE 7 - RECEIVABLES

Receivables at June 30, 2021 consisted of property taxes, accounts (billings for user charged services and student fees), intergovernmental grants and entitlements, and accrued interest. All receivables are considered collectible in full due to the ability to foreclose for the nonpayment of taxes, the stable condition of State programs and the current year guarantee of federal funds. Receivables have been disaggregated on the face of the basic financial statements. All receivables are expected to be collected in the subsequent year.

**PLAIN LOCAL SCHOOL DISTRICT
STARK COUNTY, OHIO**

NOTES TO THE BASIC FINANCIAL STATEMENTS
FOR THE FISCAL YEAR ENDED JUNE 30, 2021

NOTE 8 - CAPITAL ASSETS

Capital asset activity for the fiscal year ended June 30, 2021 was as follows:

	<u>Balance</u> <u>06/30/20</u>	<u>Additions</u>	<u>Deductions</u>	<u>Balance</u> <u>06/30/21</u>
<i>Capital assets, not being depreciated:</i>				
Land	\$ 2,384,610	\$ -	\$ -	\$ 2,384,610
Construction in progress	<u>-</u>	<u>76,006</u>	<u>-</u>	<u>76,006</u>
Total capital assets, not being depreciated	<u>2,384,610</u>	<u>76,006</u>	<u>-</u>	<u>2,460,616</u>
<i>Capital assets, being depreciated:</i>				
Land improvements	11,884,300	583,493	-	12,467,793
Buildings and improvements	80,066,831	44,600	-	80,111,431
Furniture and equipment	11,175,311	933,734	(8,739)	12,100,306
Vehicles	<u>4,448,731</u>	<u>1,066,876</u>	<u>(327,401)</u>	<u>5,188,206</u>
Total capital assets, being depreciated	<u>107,575,173</u>	<u>2,628,703</u>	<u>(336,140)</u>	<u>109,867,736</u>
<i>Less: accumulated depreciation</i>				
Land improvements	(5,623,540)	(553,786)	-	(6,177,326)
Buildings and improvements	(35,325,560)	(1,750,983)	-	(37,076,543)
Furniture and equipment	(7,748,375)	(659,828)	8,739	(8,399,464)
Vehicles	<u>(2,755,505)</u>	<u>(453,005)</u>	<u>325,573</u>	<u>(2,882,937)</u>
Total accumulated depreciation	<u>(51,452,980)</u>	<u>(3,417,602)</u>	<u>334,312</u>	<u>(54,536,270)</u>
Governmental activities capital assets, net	<u>\$ 58,506,803</u>	<u>\$ (712,893)</u>	<u>\$ (1,828)</u>	<u>\$ 57,792,082</u>

Depreciation expense was charged to governmental functions as follows:

Instruction:

Regular	\$ 2,128,559
Special	58,811
Vocational	250,985

Support services:

Pupil	41,841
Instructional staff	67,031
Administration	49,500
Fiscal	1,222
Operations and maintenance	100,805
Pupil transportation	444,173
Extracurricular activities	14,281
Food service operations	<u>260,394</u>

Total depreciation expense \$ 3,417,602

**PLAIN LOCAL SCHOOL DISTRICT
STARK COUNTY, OHIO**

NOTES TO THE BASIC FINANCIAL STATEMENTS
FOR THE FISCAL YEAR ENDED JUNE 30, 2021

NOTE 9 - LONG-TERM OBLIGATIONS

A. The District's long-term obligations during the year consist of the following:

	Balance Outstanding <u>06/30/20</u>	<u>Additions</u>	<u>Reductions</u>	Balance Outstanding <u>06/30/21</u>	Amounts Due in <u>One Year</u>
Governmental activities:					
General obligation refunding bonds, Series 2011A	\$ 5,105,000	\$ -	\$ (2,495,000)	\$ 2,610,000	\$ 2,610,000
General obligation refunding bonds, Series 2017	28,985,000	-	(35,000)	28,950,000	35,000
Compensated absences	3,693,998	803,152	(506,790)	3,990,360	656,495
Net pension liability	60,442,480	5,939,031	-	66,381,511	-
Net OPEB liability	<u>7,034,621</u>	<u>-</u>	<u>(932,148)</u>	<u>6,102,473</u>	<u>-</u>
Total governmental activities	<u>\$ 105,261,099</u>	<u>\$ 6,742,183</u>	<u>\$ (3,968,938)</u>	108,034,344	<u>\$ 3,301,495</u>
Add: Unamortized premium on bond issue				<u>2,138,829</u>	
Total on statement of net position				<u>\$ 110,173,173</u>	

Compensated absences, net pension liability, and net OPEB liability will be paid from the fund from which the employee's salaries are paid, which primarily consist of the general fund and the following nonmajor governmental funds: food service, auxiliary services, IDEA Part B and Title I.

B. On October 26, 2011, the District issued general obligation refunding bonds in the amount of \$34,345,000 (Series 2011A issue) for the purpose of advance refunding the remaining outstanding school improvements general obligation bonds. These bonds are general obligations of the District, for which its full faith and credit is pledged for repayment. The source of payment is derived from a bonded debt tax levy. A portion of this bond issue was refunded in fiscal year 2018. This refunded debt is considered defeased (in substance) and has been removed from the statement of net position.

The remaining outstanding bonds bear an interest rate ranging from 4.25% to 4.5% and have a final maturity date of November 1, 2021. Interest payments are due on May 1 and November 1 of each year. On the fund financial statements, payments of principal and interest relating to these bonds are recorded as expenditures in the nonmajor debt service fund.

C. On December 28, 2017, the District issued general obligation refunding bonds in the amount of \$29,240,000 (Series 2017 issue) for the purpose of advance refunding a portion of the Series 2011A general obligation bonds. These bonds are general obligations of the District, for which its full faith and credit is pledged for repayment. The source of payment is derived from a bonded debt tax levy.

The bonds bear an interest rate of 3.755% and have a final maturity date of November 1, 2030. Interest payments are due on May 1 and November 1 of each year. On the fund financial statements, payments of principal and interest relating to these bonds are recorded as expenditures in the nonmajor debt service fund.

The reacquisition price exceeded the net carrying amount of the old debt by \$2,484,988. This amount is reported as a deferred outflow of resources and is amortized over the remaining life of the refunded debt, which is equal to the life of the new debt issued.

**PLAIN LOCAL SCHOOL DISTRICT
STARK COUNTY, OHIO**

NOTES TO THE BASIC FINANCIAL STATEMENTS
FOR THE FISCAL YEAR ENDED JUNE 30, 2021

NOTE 9 - LONG-TERM OBLIGATIONS - (Continued)

D. The following is a summary of the future debt service requirements to maturity for the District’s general obligation bonds:

Fiscal Year Ended June 30,	General Obligation Bonds		
	Principal	Interest	Total
2022	\$ 2,645,000	\$ 1,145,140	\$ 3,790,140
2023	2,760,000	1,033,939	3,793,939
2024	2,865,000	928,330	3,793,330
2025	2,970,000	818,778	3,788,778
2026	3,085,000	705,095	3,790,095
2027 - 2031	<u>17,235,000</u>	<u>1,665,811</u>	<u>18,900,811</u>
Total	<u>\$ 31,560,000</u>	<u>\$ 6,297,093</u>	<u>\$ 37,857,093</u>

E. Legal Debt Margin

The Ohio Revised Code provides that voted net general obligation debt of the District shall never exceed 9% of the total assessed valuation of the District. The code further provides that unvoted indebtedness shall not exceed 1/10 of 1% of the property valuation of the District. The code additionally states that unvoted indebtedness related to energy conservation debt shall not exceed 9/10 of 1% of the property valuation of the District. The assessed valuation used in determining the District’s legal debt margin has been modified by House Bill 530 which became effective March 30, 2006. In accordance with House Bill 530, the assessed valuation used in the District’s legal debt margin calculation excludes tangible personal property used in business, telephone or telegraph property, interexchange telecommunications company property, and personal property owned or leased by a railroad company and used in railroad operations. The effect of these debt limitations at June 30, 2021 is a voted debt margin of \$71,978,622 (including available funds of \$2,383,859) and an unvoted debt margin of \$1,123,942.

NOTE 10 - EMPLOYEE BENEFITS

Compensated Absences

The criteria for determining vacation and sick leave benefits components are derived from negotiated agreements and State laws. Classified employees earn 10 to 25 days of vacation per year, depending upon length of service. Accumulated unused vacation time is paid to classified employees and administrators upon termination of employment. Teachers do not earn vacation time.

Teachers, administrators and classified employees earn sick leave at the rate of one and one-fourth days per month or 15 days for each completed year of service. Sick leave may be accumulated up to a maximum of 355 days for all personnel. Upon retirement, payment is made for one-fourth of the accrued, but unused, sick leave balance to a maximum of 71 days for all employees, except for certain administrators, who receive a maximum of 75 days. For all employees except administrators, an additional \$10 per day shall be paid for sick leave accumulated between 200 and 250 days and an additional \$20 per day shall be paid for sick leave accumulated over 250 days.

NOTE 11 - RISK MANAGEMENT

A. Comprehensive

The District maintains comprehensive insurance coverage with private carriers for liability, real property, building contents, vehicles, and builder’s risk. Vehicle policies include liability coverage for bodily injury and property damage. In addition, real property contents are 100% coinsured.

**PLAIN LOCAL SCHOOL DISTRICT
STARK COUNTY, OHIO**

NOTES TO THE BASIC FINANCIAL STATEMENTS
FOR THE FISCAL YEAR ENDED JUNE 30, 2021

NOTE 11 - RISK MANAGEMENT - (Continue)

The following is a description of the District’s insurance coverage:

<u>Coverage</u>	<u>Insurer</u>	<u>Limits of Coverage</u>	<u>Deductible</u>
General liability:	The Netherlands Insurance Co		
Each occurrence		\$ 1,000,000	\$ 2,500
Aggregate		2,000,000	0
Building and contents	The Netherlands Insurance Co	219,871,648	10,000
Fleet:	The Netherlands Insurance Co		
Comprehensive		Actual Cash Value	250
Collision		Actual Cash Value	500
Liability		1,000,000	0
Umbrella liability	The Netherlands Insurance Co	10,000,000	10,000
Violent Event			
Response Coverage	The Netherlands Insurance Co	1,000,000	0

Settled claims have not exceeded this commercial coverage in any of the past three years and there has been no significant reduction in coverage.

B. Shared Risk Pool

The District is a participant in the Stark County Schools Council of Government (the “COG”) for the purpose of obtaining benefits at a reduced premium for both health care and workers’ compensation.

The District’s insurance program for health care is administered by Mutual Health Services Company. Payments are made to the COG for monthly attachment point, monthly stop-loss premiums and administrative charges. The fiscal agent of the COG is the Stark County Educational Service Center.

The Treasurer of the Stark County Educational Service Center pays Mutual Health Services monthly for the actual amount of claims processed, the stop-loss premium, and the administrative charges.

C. Workers’ Compensation

The District participates in a workers’ compensation program jointly sponsored by the Ohio Association of School Business Officials (OASBO) and the Ohio School Board Association (OSBA), known as SchoolComp. CompManagement, Inc. (CMI) is the program’s third party administrator. SchoolComp serves to group its members’ risks for the purpose of obtaining a favorable experience rating to determine its premium liability to the Ohio Bureau of Workers’ Compensation (OBWC) and the Ohio Workers’ Compensation Fund. This may be accomplished through participation in a group rating program or through group retrospective rating. Participation in SchoolComp is restricted to members who meet enrollment criteria and are jointly in good standing with OASBO and OSBA. OASBO and OSBA are certified sponsors recognized by OBWC.

NOTE 12 - DEFINED BENEFIT PENSION PLANS

The Statewide retirement systems provide both pension benefits and other postemployment benefits (OPEB).

**PLAIN LOCAL SCHOOL DISTRICT
STARK COUNTY, OHIO**

NOTES TO THE BASIC FINANCIAL STATEMENTS
FOR THE FISCAL YEAR ENDED JUNE 30, 2021

NOTE 12 - DEFINED BENEFIT PENSION PLANS - (Continued)

Net Pension Liability/Net OPEB Liability/Asset

Pensions and OPEB are a component of exchange transactions—between an employer and its employees—of salaries and benefits for employee services. Pensions/OPEB are provided to an employee—on a deferred-payment basis—as part of the total compensation package offered by an employer for employee services each financial period.

The net pension/OPEB liability (asset) represent the District's proportionate share of each pension/OPEB plan's collective actuarial present value of projected benefit payments attributable to past periods of service, net of each pension/OPEB plan's fiduciary net position. The net pension/OPEB liability (asset) calculation is dependent on critical long-term variables, including estimated average life expectancies, earnings on investments, cost of living adjustments and others. While these estimates use the best information available, unknowable future events require adjusting these estimates annually.

Ohio Revised Code limits the District's obligation for this liability to annually required payments. The District cannot control benefit terms or the manner in which pensions/OPEB are financed; however, the District does receive the benefit of employees' services in exchange for compensation including pension and OPEB.

GASB 68/75 assumes the liability is solely the obligation of the employer, because (1) they benefit from employee services; and (2) State statute requires funding to come from these employers. All pension contributions to date have come solely from these employers (which also includes pension costs paid in the form of withholdings from employees). The retirement systems may allocate a portion of the employer contributions to provide for these OPEB benefits. In addition, health care plan enrollees pay a portion of the health care costs in the form of a monthly premium. State statute requires the retirement systems to amortize unfunded pension liabilities within 30 years. If the pension amortization period exceeds 30 years, each retirement system's board must propose corrective action to the State legislature. Any resulting legislative change to benefits or funding could significantly affect the net pension/OPEB liability (asset). Resulting adjustments to the net pension/OPEB liability (asset) would be effective when the changes are legally enforceable. The Ohio Revised Code permits, but does not require, the retirement systems to provide healthcare to eligible benefit recipients.

The remainder of this note includes the required pension disclosures. See Note 13 for the required OPEB disclosures.

The proportionate share of each plan's unfunded benefits is presented as a long-term *net pension/OPEB liability (asset)* on the accrual basis of accounting. Any liability for the contractually-required pension contribution outstanding at the end of the year is included in pension obligation payable on both the accrual and modified accrual bases of accounting.

Plan Description - School Employees Retirement System (SERS)

Plan Description - The District non-teaching employees participate in SERS, a cost-sharing multiple-employer defined benefit pension plan administered by SERS. SERS provides retirement, disability and survivor benefits, annual cost-of-living adjustments, and death benefits to plan members and beneficiaries. Authority to establish and amend benefits is provided by Ohio Revised Code Chapter 3309. SERS issues a publicly available, stand-alone financial report that includes financial statements, required supplementary information and detailed information about SERS' fiduciary net position. That report can be obtained by visiting the SERS website at www.ohsers.org under Employers/Audit Resources.

**PLAIN LOCAL SCHOOL DISTRICT
STARK COUNTY, OHIO**

NOTES TO THE BASIC FINANCIAL STATEMENTS
FOR THE FISCAL YEAR ENDED JUNE 30, 2021

NOTE 12 - DEFINED BENEFIT PENSION PLANS - (Continued)

Age and service requirements for retirement are as follows:

	Eligible to Retire on or before August 1, 2017 *	Eligible to Retire after August 1, 2017
Full benefits	Age 65 with 5 years of services credit; or Any age with 30 years of service credit	Age 67 with 10 years of service credit; or Age 57 with 30 years of service credit
Actuarially reduced benefits	Age 60 with 5 years of service credit; or Age 55 with 25 years of service credit	Age 62 with 10 years of service credit; or Age 60 with 25 years of service credit

* Members with 25 years of service credit as of August 1, 2017 will be included in this plan.

Annual retirement benefits are calculated based on final average salary multiplied by a percentage that varies based on years of service; 2.2% for the first thirty years of service and 2.5% for years of service credit over 30. Final average salary is the average of the highest three years of salary.

Effective January 1, 2018, SERS cost-of-living adjustment (COLA) changed from a fixed 3% annual increase to one based on the Consumer Price Index (CPI-W) with a cap of 2.5% and a floor of 0%. SERS also has the authority to award or suspend the COLA, or to adjust the COLA above or below CPI-W. SERS suspended the COLA increases for 2018, 2019 and 2020 for current retirees, and confirmed their intent to implement a four-year waiting period for the start of a COLA for future retirees. For 2021, the COLA was 0.5%.

Funding Policy - Plan members are required to contribute 10% of their annual covered salary and the District is required to contribute 14% of annual covered payroll. The contribution requirements of plan members and employers are established and may be amended by the SERS' Retirement Board up to statutory maximum amounts of 10% for plan members and 14% for employers. The Retirement Board, acting with the advice of the actuary, allocates the employer contribution rate among four of the System's funds (Pension Trust Fund, Death Benefit Fund, Medicare B Fund, and Health Care Fund). For the fiscal year ended June 30, 2021, the allocation to pension, death benefits, and Medicare B was 14.0%.

The District's contractually required contribution to SERS was \$1,382,116 for fiscal year 2021. Of this amount, \$172,658 is reported as a liability.

Plan Description - State Teachers Retirement System (STRS)

Plan Description - Licensed teachers participate in STRS, a cost-sharing multiple-employer public employee retirement system administered by STRS. STRS provides retirement and disability benefits to members and death and survivor benefits to beneficiaries. STRS issues a stand-alone financial report that includes financial statements, required supplementary information and detailed information about STRS' fiduciary net position. That report can be obtained by writing to STRS, 275 E. Broad St., Columbus, OH 43215-3771, by calling (888) 227-7877, or by visiting the STRS website at www.strsoh.org.

New members have a choice of three retirement plans: a Defined Benefit (DB) Plan, a Defined Contribution (DC) Plan and a Combined (CO) Plan. Benefits are established by Ohio Revised Code Chapter 3307. The DB Plan offers an annual retirement allowance based on final average salary multiplied by a percentage that varies based on years of service. Effective August 1, 2015, the calculation will be 2.2% of final average salary for the five highest years of earnings multiplied by all years of service. Effective July 1, 2017, the cost-of-living adjustment was reduced to zero. Members are eligible to retire at age 60 with five years of qualifying service credit, or age 55 with 28 years of service, or 30 years of service regardless of age. Eligibility changes will be phased in until August 1, 2026, when retirement eligibility for unreduced benefits will be five years of service credit and age 65, or 35 years of service credit and at least age 60.

**PLAIN LOCAL SCHOOL DISTRICT
STARK COUNTY, OHIO**

NOTES TO THE BASIC FINANCIAL STATEMENTS
FOR THE FISCAL YEAR ENDED JUNE 30, 2021

NOTE 12 - DEFINED BENEFIT PENSION PLANS - (Continued)

The DC Plan allows members to place all of their member contributions and 9.53% of the 14% employer contributions into an investment account. Investment allocation decisions are determined by the member. The remaining 4.47% of the 14% employer rate is allocated to the defined benefit unfunded liability. A member is eligible to receive a retirement benefit at age 50 and termination of employment. The member may elect to receive a lifetime monthly annuity or a lump sum withdrawal.

The Combined Plan offers features of both the DB Plan and the DC Plan. In the Combined Plan, 12% of the 14% member rate goes to the DC Plan and the remaining 2% is applied to the DB Plan. Member contributions to the DC Plan are allocated among investment choices by the member, and contributions to the DB Plan from the employer and the member are used to fund the defined benefit payment at a reduced level from the regular DB Plan. The defined benefit portion of the Combined Plan payment is payable to a member on or after age 60 with five years of service. The defined contribution portion of the account may be taken as a lump sum payment or converted to a lifetime monthly annuity after termination of employment at age 50 and after termination of employment.

New members who choose the DC Plan or Combined Plan will have another opportunity to reselect a permanent plan during their fifth year of membership. Members may remain in the same plan or transfer to another STRS plan. The optional annuitization of a member's defined contribution account or the defined contribution portion of a member's Combined Plan account to a lifetime benefit results in STRS bearing the risk of investment gain or loss on the account. STRS has therefore included all three plan options as one defined benefit plan for GASB 68 reporting purposes.

A DB or Combined Plan member with five or more years of credited service who is determined to be disabled may qualify for a disability benefit. Eligible survivors of members who die before service retirement may qualify for monthly benefits. New members on or after July 1, 2013, must have at least ten years of qualifying service credit to apply for disability benefits. Members in the DC Plan who become disabled are entitled only to their account balance. If a member of the DC Plan dies before retirement benefits begin, the member's designated beneficiary is entitled to receive the member's account balance.

Funding Policy - Employer and member contribution rates are established by the State Teachers Retirement Board and limited by Chapter 3307 of the Ohio Revised Code. For fiscal year 2021, plan members were required to contribute 14% of their annual covered salary. The District was required to contribute 14%; the entire 14% was the portion used to fund pension obligations. The fiscal year 2021 contribution rates were equal to the statutory maximum rates.

The District's contractually required contribution to STRS was \$3,493,590 for fiscal year 2021. Of this amount, \$625,372 is reported as a liability.

Pension Liabilities, Pension Expense, and Deferred Outflows of Resources and Deferred Inflows of Resources Related to Pensions

The net pension liability was measured as of June 30, 2020, and the total pension liability used to calculate the net pension liability was determined by an actuarial valuation as of that date. The District's proportion of the net pension liability was based on the District's share of contributions to the pension plan relative to the projected contributions of all participating entities.

**PLAIN LOCAL SCHOOL DISTRICT
STARK COUNTY, OHIO**

NOTES TO THE BASIC FINANCIAL STATEMENTS
FOR THE FISCAL YEAR ENDED JUNE 30, 2021

NOTE 12 - DEFINED BENEFIT PENSION PLANS - (Continued)

Following is information related to the proportionate share and pension expense:

	<u>SERS</u>	<u>STRS</u>	<u>Total</u>
Proportion of the net pension liability prior measurement date	0.27338490%	0.19935148%	
Proportion of the net pension liability current measurement date	<u>0.27076870%</u>	<u>0.20032821%</u>	
Change in proportionate share	<u>-0.00261620%</u>	<u>0.00097673%</u>	
Proportionate share of the net pension liability	\$ 17,909,212	\$ 48,472,299	\$ 66,381,511
Pension expense	\$ 2,174,755	\$ 6,407,208	\$ 8,581,963

At June 30, 2021, the District reported deferred outflows of resources and deferred inflows of resources related to pensions from the following sources:

	<u>SERS</u>	<u>STRS</u>	<u>Total</u>
Deferred outflows of resources			
Differences between expected and actual experience	\$ 34,788	\$ 108,761	\$ 143,549
Net difference between projected and actual earnings on pension plan investments	1,136,872	2,357,216	3,494,088
Changes of assumptions	-	2,602,027	2,602,027
Difference between employer contributions and proportionate share of contributions/ change in proportionate share	80,578	728,229	808,807
Contributions subsequent to the measurement date	<u>1,382,116</u>	<u>3,493,590</u>	<u>4,875,706</u>
Total deferred outflows of resources	<u>\$ 2,634,354</u>	<u>\$ 9,289,823</u>	<u>\$ 11,924,177</u>
	<u>SERS</u>	<u>STRS</u>	<u>Total</u>
Deferred inflows of resources			
Differences between expected and actual experience	\$ -	\$ 309,948	\$ 309,948
Difference between employer contributions and proportionate share of contributions/ change in proportionate share	<u>62,563</u>	<u>53,611</u>	<u>116,174</u>
Total deferred inflows of resources	<u>\$ 62,563</u>	<u>\$ 363,559</u>	<u>\$ 426,122</u>

\$4,875,706 reported as deferred outflows of resources related to pension resulting from District contributions subsequent to the measurement date will be recognized as a reduction of the net pension liability in the fiscal year ending June 30, 2022.

**PLAIN LOCAL SCHOOL DISTRICT
STARK COUNTY, OHIO**

NOTES TO THE BASIC FINANCIAL STATEMENTS
FOR THE FISCAL YEAR ENDED JUNE 30, 2021

NOTE 12 - DEFINED BENEFIT PENSION PLANS - (Continued)

Other amounts reported as deferred outflows of resources and deferred inflows of resources related to pension will be recognized in pension expense as follows:

Fiscal Year Ending June 30:	SERS	STRS	Total
2022	\$ 40,016	\$ 1,846,253	\$ 1,886,269
2023	319,849	1,068,517	1,388,366
2024	473,871	1,423,353	1,897,224
2025	335,939	1,094,551	1,430,490
Total	\$ 1,169,675	\$ 5,432,674	\$ 6,602,349

Actuarial Assumptions - SERS

SERS' total pension liability was determined by their actuaries in accordance with GASB Statement No. 67, as part of their annual actuarial valuation for each defined benefit retirement plan. Actuarial valuations of an ongoing plan involve estimates of the value of reported amounts (e.g., salaries, credited service) and assumptions about the probability of occurrence of events far into the future (e.g., mortality, disabilities, retirements, employment termination). Actuarially determined amounts are subject to continual review and potential modifications, as actual results are compared with past expectations and new estimates are made about the future.

Projections of benefits for financial reporting purposes are based on the substantive plan (the plan as understood by the employers and plan members) and include the types of benefits provided at the time of each valuation and the historical pattern of sharing benefit costs between the employers and plan members to that point. The projection of benefits for financial reporting purposes does not explicitly incorporate the potential effects of legal or contractual funding limitations.

Actuarial calculations reflect a long-term perspective. For a newly hired employee, actuarial calculations will take into account the employee's entire career with the employer and also take into consideration the benefits, if any, paid to the employee after termination of employment until the death of the employee and any applicable contingent annuitant. In many cases actuarial calculations reflect several decades of service with the employer and the payment of benefits after termination.

Key methods and assumptions used in calculating the total pension liability in the latest actuarial valuation, prepared as of June 30, 2020, are presented below:

Wage inflation	3.00%
Future salary increases, including inflation	3.50% to 18.20%
COLA or ad hoc COLA	2.50%
Investment rate of return	7.50% net of investment expense, including inflation
Actuarial cost method	Entry age normal (level percent of payroll)

For 2020, the mortality rates were based on the RP-2014 Blue Collar Mortality Table with fully generational projection and a five-year age set-back for both males and females. Mortality among service retired members, and beneficiaries were based upon the RP-2014 Blue Collar Mortality Table with fully generational projection with Scale BB, 120% of male rates, and 110% of female rates. Mortality among disabled members was based upon the RP-2000 Disabled Mortality Table, 90% for male rates and 100% for female rates, set back five years is used for the period after disability retirement.

The most recent experience study was completed for the five year period ended June 30, 2015.

**PLAIN LOCAL SCHOOL DISTRICT
STARK COUNTY, OHIO**

NOTES TO THE BASIC FINANCIAL STATEMENTS
FOR THE FISCAL YEAR ENDED JUNE 30, 2021

NOTE 12 - DEFINED BENEFIT PENSION PLANS - (Continued)

The long-term return expectation for the Pension Plan Investments has been determined using a building-block approach and assumes a time horizon, as defined in SERS' *Statement of Investment Policy*. A forecasted rate of inflation serves as the baseline for the return expectation. Various real return premiums over the baseline inflation rate have been established for each asset class. The long-term expected nominal rate of return has been determined by calculating a weighted average of the expected real return premiums for each asset class, adding the projected inflation rate, and adding the expected return from rebalancing uncorrelated asset classes.

The target allocation and best estimates of arithmetic real rates of return for each major asset class are summarized in the following table:

Asset Class	Target Allocation	Long-Term Expected Real Rate of Return
Cash	2.00 %	1.85 %
US Equity	22.50	5.75
International Equity	22.50	6.50
Fixed Income	19.00	2.85
Private Equity	12.00	7.60
Real Assets	17.00	6.60
Multi-Asset Strategies	5.00	6.65
Total	<u>100.00 %</u>	

Discount Rate - The total pension liability was calculated using the discount rate of 7.50%. The projection of cash flows used to determine the discount rate assumed the contributions from employers and from the members would be computed based on contribution requirements as stipulated by State statute. Projected inflows from investment earnings were calculated using the long-term assumed investment rate of return (7.50%). Based on those assumptions, the plan's fiduciary net position was projected to be available to make all future benefit payments of current plan members. Therefore, the long-term expected rate of return on pension plan investments was applied to all periods of projected benefits to determine the total pension liability.

Sensitivity of the District's Proportionate Share of the Net Pension Liability to Changes in the Discount Rate - Net pension liability is sensitive to changes in the discount rate, and to illustrate the potential impact the following table presents the net pension liability calculated using the discount rate of 7.50%, as well as what each plan's net pension liability would be if it were calculated using a discount rate that is one percentage point lower (6.50%), or one percentage point higher (8.50%) than the current rate.

	1% Decrease	Current Discount Rate	1% Increase
District's proportionate share of the net pension liability	\$ 24,533,434	\$ 17,909,212	\$ 12,351,364

**PLAIN LOCAL SCHOOL DISTRICT
STARK COUNTY, OHIO**

NOTES TO THE BASIC FINANCIAL STATEMENTS
FOR THE FISCAL YEAR ENDED JUNE 30, 2021

NOTE 12 - DEFINED BENEFIT PENSION PLANS - (Continued)

Actuarial Assumptions - STRS

Key methods and assumptions used in the latest actuarial valuation, reflecting experience study results used in the July 1, 2020, actuarial valuation are presented below:

	July 1, 2020
Inflation	2.50%
Projected salary increases	12.50% at age 20 to 2.50% at age 65
Investment rate of return	7.45%, net of investment expenses, including inflation
Payroll increases	3.00%
Cost-of-living adjustments (COLA)	0.00%

For the July 1, 2020, actuarial valuation, post-retirement mortality rates for healthy retirees are based on the RP-2014 Annuitant Mortality Table with 50% of rates through age 69, 70% of rates between ages 70 and 79, 90% of rates between ages 80 and 84, and 100% of rates thereafter, projected forward generationally using mortality improvement scale MP-2016. Post-retirement disabled mortality rates are based on the RP-2014 Disabled Mortality Table with 90% of rates for males and 100% of rates for females, projected forward generationally using mortality improvement scale MP-2016. Pre-retirement mortality rates are based on RP-2014 Employee Mortality Table, projected forward generationally using mortality improvement scale MP-2016.

Actuarial assumptions used in the July 1, 2020 valuation are based on the results of an actuarial experience study for the period July 1, 2011 through June 30, 2016.

STRS Ohio's investment consultant develops an estimate range for the investment return assumption based on the target allocation adopted by the Retirement Board. The target allocation and long-term expected rate of return for each major asset class are summarized as follows:

Asset Class	Target Allocation	Long-Term Expected Real Rate of Return *
Domestic Equity	28.00 %	7.35 %
International Equity	23.00	7.55
Alternatives	17.00	7.09
Fixed Income	21.00	3.00
Real Estate	10.00	6.00
Liquidity Reserves	1.00	2.25
Total	100.00 %	

**10-Year geometric nominal returns, which include the real rate of return and inflation of 2.25% and does not include investment expenses. Over a 30-year period, STRS' investment consultant indicates that the above target allocations should generate a return above the actuarial rate of return, without net value added by management.

**PLAIN LOCAL SCHOOL DISTRICT
STARK COUNTY, OHIO**

NOTES TO THE BASIC FINANCIAL STATEMENTS
FOR THE FISCAL YEAR ENDED JUNE 30, 2021

NOTE 12 - DEFINED BENEFIT PENSION PLANS - (Continued)

Discount Rate - The discount rate used to measure the total pension liability was 7.45% as of June 30, 2020. The projection of cash flows used to determine the discount rate assumes member and employer contributions will be made at the statutory contribution rates in accordance with rate increases described above. For this purpose, only employer contributions that are intended to fund benefits of current plan members and their beneficiaries are included. Projected employer contributions that are intended to fund the service costs of future plan members and their beneficiaries, as well as projected contributions from future plan members, are not included. Based on those assumptions, STRS' fiduciary net position was projected to be available to make all projected future benefit payments to current plan members as of June 30, 2020. Therefore, the long-term expected rate of return on pension plan investments of 7.45% was applied to all periods of projected benefit payment to determine the total pension liability as of June 30, 2020.

Sensitivity of the District's Proportionate Share of the Net Pension Liability to Changes in the Discount Rate - The following table presents the District's proportionate share of the net pension liability calculated using the current period discount rate assumption of 7.45%, as well as what the District's proportionate share of the net pension liability would be if it were calculated using a discount rate that is one-percentage-point lower (6.45%) or one-percentage-point higher (8.45%) than the current rate:

	1% Decrease	Current Discount Rate	1% Increase
District's proportionate share of the net pension liability	\$ 69,016,115	\$ 48,472,299	\$ 31,063,126

NOTE 13 - DEFINED BENEFIT OPEB PLANS

Net OPEB Liability/Asset

See Note 12 for a description of the net OPEB liability (asset).

Plan Description - School Employees Retirement System (SERS)

Health Care Plan Description - The District contributes to the SERS Health Care Fund, administered by SERS for non-certificated retirees and their beneficiaries. For GASB 75 purposes, this plan is considered a cost-sharing other postemployment benefit (OPEB) plan. SERS' Health Care Plan provides healthcare benefits to eligible individuals receiving retirement, disability, and survivor benefits, and to their eligible dependents. Members who retire after June 1, 1986, need 10 years of service credit, exclusive of most types of purchased credit, to qualify to participate in SERS' health care coverage. In addition to age and service retirees, disability benefit recipients and beneficiaries who are receiving monthly benefits due to the death of a member or retiree, are eligible for SERS' health care coverage. Most retirees and dependents choosing SERS' health care coverage are over the age of 65 and therefore enrolled in a fully insured Medicare Advantage plan; however, SERS maintains a traditional, self-insured preferred provider organization for its non-Medicare retiree population. For both groups, SERS offers a self-insured prescription drug program. Health care is a benefit that is permitted, not mandated, by statute. The financial report of the Plan is included in the SERS Comprehensive Annual Financial Report which can be obtained on SERS' website at www.ohsers.org under Employers/Audit Resources.

Access to health care for retirees and beneficiaries is permitted in accordance with Section 3309 of the Ohio Revised Code. The Health Care Fund was established and is administered in accordance with Internal Revenue Code Section 105(e). SERS' Retirement Board reserves the right to change or discontinue any health plan or program. Active employee members do not contribute to the Health Care Plan. The SERS Retirement Board established the rules for the premiums paid by the retirees for health care coverage for themselves and their dependents or for their surviving beneficiaries. Premiums vary depending on the plan selected, qualified years of service, Medicare eligibility, and retirement status.

**PLAIN LOCAL SCHOOL DISTRICT
STARK COUNTY, OHIO**

NOTES TO THE BASIC FINANCIAL STATEMENTS
FOR THE FISCAL YEAR ENDED JUNE 30, 2021

NOTE 13 - DEFINED BENEFIT OPEB PLANS - (Continued)

Funding Policy - State statute permits SERS to fund the health care benefits through employer contributions. Each year, after the allocation for statutorily required pensions and benefits, the Retirement Board may allocate the remainder of the employer contribution of 14% of covered payroll to the Health Care Fund in accordance with the funding policy. For the fiscal year ended June 30, 2021, SERS did not allocate any employer contributions to post-employment health care. An additional health care surcharge on employers is collected for employees earning less than an actuarially determined minimum compensation amount, pro-rated if less than a full year of service credit was earned. For fiscal year 2021, this amount was \$23,000. Statutes provide that no employer shall pay a health care surcharge greater than 2% of that employer's SERS-covered payroll; nor may SERS collect in aggregate more than 1.5% of the total statewide SERS-covered payroll for the health care surcharge. For fiscal year 2021, the District's surcharge obligation was \$185,637.

The surcharge added to the allocated portion of the 14% employer contribution rate is the total amount assigned to the Health Care Fund. The District's contractually required contribution to SERS was \$185,637 for fiscal year 2021. This entire amount is reported as a liability.

Plan Description - State Teachers Retirement System (STRS)

Plan Description - The State Teachers Retirement System of Ohio (STRS) administers a cost-sharing Health Plan administered for eligible retirees who participated in the defined benefit or combined pension plans offered by STRS. Ohio law authorizes STRS to offer this plan. Benefits include hospitalization, physicians' fees, prescription drugs and partial reimbursement of monthly Medicare Part B premiums. Medicare Part B premium reimbursements will be discontinued effective January 1, 2021. The Plan is included in the report of STRS which can be obtained by visiting www.strsoh.org or by calling (888) 227-7877.

Funding Policy - Ohio Revised Code Chapter 3307 authorizes STRS to offer the Plan and gives the Retirement Board discretionary authority over how much, if any, of the health care costs will be absorbed by STRS. Active employee members do not contribute to the Health Care Plan. Nearly all health care plan enrollees, for the most recent year, pay a portion of the health care costs in the form of a monthly premium. Under Ohio law, funding for post-employment health care may be deducted from employer contributions, currently 14% of covered payroll. For the fiscal year ended June 30, 2021, STRS did not allocate any employer contributions to post-employment health care.

OPEB Liabilities/Assets, OPEB Expense, and Deferred Outflows of Resources and Deferred Inflows of Resources Related to OPEB

The net OPEB liability/asset was measured as of June 30, 2020, and the total OPEB liability/asset used to calculate the net OPEB liability/asset was determined by an actuarial valuation as of that date. The District's proportion of the net OPEB liability/asset was based on the District's share of contributions to the respective retirement systems relative to the contributions of all participating entities.

**PLAIN LOCAL SCHOOL DISTRICT
STARK COUNTY, OHIO**

NOTES TO THE BASIC FINANCIAL STATEMENTS
FOR THE FISCAL YEAR ENDED JUNE 30, 2021

NOTE 13 - DEFINED BENEFIT OPEB PLANS - (Continued)

Following is information related to the proportionate share and OPEB expense:

	<u>SERS</u>	<u>STRS</u>	<u>Total</u>
Proportion of the net OPEB liability/asset prior measurement date	0.27973000%	0.19935148%	
Proportion of the net OPEB liability/asset current measurement date	<u>0.28078940%</u>	<u>0.20032821%</u>	
Change in proportionate share	<u>0.00105940%</u>	<u>0.00097673%</u>	
Proportionate share of the net OPEB liability	\$ 6,102,473	\$ -	\$ 6,102,473
Proportionate share of the net OPEB asset	\$ -	\$ 3,520,767	\$ 3,520,767
OPEB expense	\$ 77,039	\$ (180,128)	\$ (103,089)

At June 30, 2021, the District reported deferred outflows of resources and deferred inflows of resources related to OPEB from the following sources:

	<u>SERS</u>	<u>STRS</u>	<u>Total</u>
Deferred outflows of resources			
Differences between expected and actual experience	\$ 80,150	\$ 225,594	\$ 305,744
Net difference between projected and actual earnings on OPEB plan investments	68,762	123,388	192,150
Changes of assumptions	1,040,259	58,117	1,098,376
Difference between employer contributions and proportionate share of contributions/change in proportionate share	209,014	148,928	357,942
Contributions subsequent to the measurement date	<u>185,637</u>	<u>-</u>	<u>185,637</u>
Total deferred outflows of resources	<u>\$ 1,583,822</u>	<u>\$ 556,027</u>	<u>\$ 2,139,849</u>
	<u>SERS</u>	<u>STRS</u>	<u>Total</u>
Deferred inflows of resources			
Differences between expected and actual experience	\$ 3,103,534	\$ 701,286	\$ 3,804,820
Changes of assumptions	153,708	3,344,139	3,497,847
Difference between employer contributions and proportionate share of contributions/change in proportionate share	<u>12,734</u>	<u>23,356</u>	<u>36,090</u>
Total deferred inflows of resources	<u>\$ 3,269,976</u>	<u>\$ 4,068,781</u>	<u>\$ 7,338,757</u>

\$185,637 reported as deferred outflows of resources related to OPEB resulting from District contributions subsequent to the measurement date will be recognized as a reduction of the net OPEB liability/asset in the fiscal year ending June 30, 2022.

**PLAIN LOCAL SCHOOL DISTRICT
STARK COUNTY, OHIO**

NOTES TO THE BASIC FINANCIAL STATEMENTS
FOR THE FISCAL YEAR ENDED JUNE 30, 2021

NOTE 13 - DEFINED BENEFIT OPEB PLANS - (Continued)

Other amounts reported as deferred outflows of resources and deferred inflows of resources related to OPEB will be recognized in OPEB expense as follows:

Fiscal Year Ending June 30:	<u>SERS</u>	<u>STRS</u>	<u>Total</u>
2022	\$ (370,326)	\$ (879,952)	\$ (1,250,278)
2023	(365,351)	(796,434)	(1,161,785)
2024	(366,159)	(767,142)	(1,133,301)
2025	(363,747)	(741,249)	(1,104,996)
2026	(294,439)	(158,078)	(452,517)
Thereafter	<u>(111,769)</u>	<u>(169,899)</u>	<u>(281,668)</u>
Total	<u>\$ (1,871,791)</u>	<u>\$ (3,512,754)</u>	<u>\$ (5,384,545)</u>

Actuarial Assumptions - SERS

The total OPEB liability is determined by SERS' actuaries in accordance with GASB Statement No. 74, as part of their annual actuarial valuation for each retirement plan. Actuarial valuations of an ongoing plan involve estimates of the value of reported amounts (e.g., salaries, credited service) and assumptions about the probability of occurrence of events far into the future (e.g., mortality, disabilities, retirements, employment terminations). Actuarially determined amounts are subject to continual review and potential modifications, as actual results are compared with past expectations and new estimates are made about the future.

Projections of benefits for financial reporting purposes are based on the substantive plan (the plan as understood by the employers and plan members) and include the types of benefits provided at the time of each valuation and the historical pattern of sharing benefit costs between the employers and plan members to that point. The projection of benefits for financial reporting purposes does not explicitly incorporate the potential effects of legal or contractual funding limitations.

Actuarial calculations reflect a long-term perspective. For a newly hired employee, actuarial calculations will take into account the employee's entire career with the employer and also take into consideration the benefits, if any, paid to the employee after termination of employment until the death of the employee and any applicable contingent annuitant. In many cases, actuarial calculations reflect several decades of service with the employer and the payment of benefits after termination.

**PLAIN LOCAL SCHOOL DISTRICT
STARK COUNTY, OHIO**

NOTES TO THE BASIC FINANCIAL STATEMENTS
FOR THE FISCAL YEAR ENDED JUNE 30, 2021

NOTE 13 - DEFINED BENEFIT OPEB PLANS - (Continued)

Key methods and assumptions used in calculating the total OPEB liability in the latest actuarial valuation date of June 30, 2020 are presented below:

Wage inflation	3.00%
Future salary increases, including inflation	3.50% to 18.20%
Investment rate of return	7.50% net of investment expense, including inflation
Municipal bond index rate:	
Measurement date	2.45%
Prior measurement date	3.13%
Single equivalent interest rate, net of plan investment expense, including price inflation:	
Measurement date	2.63%
Prior measurement date	3.22%
Medical trend assumption:	
Measurement date	
Medicare	5.25 to 4.75%
Pre-Medicare	7.00 to 4.75%
Prior measurement date	
Medicare	5.25 to 4.75%
Pre-Medicare	7.00 to 4.75%

Mortality rates were based on the RP-2014 Blue Collar Mortality Table with fully generational projection and Scale BB, 120% of male rates and 110% of female rates. RP-2000 Disabled Mortality Table with 90% for male rates and 100% for female rates set back five years.

The most recent experience study was completed for the five year period ended June 30, 2015.

The long-term expected rate of return on plan assets is reviewed as part of the actuarial five-year experience study. The most recent study covers fiscal years 2010 through 2015, and was adopted by the Board on April 21, 2016. Several factors are considered in evaluating the long-term rate of return assumption including long-term historical data, estimates inherent in current market data, and a log-normal distribution analysis in which best-estimate ranges of expected future real rates of return were developed by the investment consultant for each major asset class. These ranges were combined to produce the long-term expected rate of return, 7.50%, by weighting the expected future real rates of return by the target asset allocation percentage and then adding expected inflation. The capital market assumptions developed by the investment consultant are intended for use over a 10-year horizon and may not be useful in setting the long-term rate of return for funding pension plans which covers a longer timeframe. The assumption is intended to be a long-term assumption and is not expected to change absent a significant change in the asset allocation, a change in the inflation assumption, or a fundamental change in the market that alters expected returns in future years.

**PLAIN LOCAL SCHOOL DISTRICT
STARK COUNTY, OHIO**

NOTES TO THE BASIC FINANCIAL STATEMENTS
FOR THE FISCAL YEAR ENDED JUNE 30, 2021

NOTE 13 - DEFINED BENEFIT OPEB PLANS - (Continued)

The target asset allocation and best estimates of arithmetic real rates of return for each major asset class, as used in the June 30, 2015 five-year experience study, are summarized as follows:

Asset Class	Target Allocation	Long-Term Expected Real Rate of Return
Cash	2.00 %	1.85 %
US Equity	22.50	5.75
International Equity	22.50	6.50
Fixed Income	19.00	2.85
Private Equity	12.00	7.60
Real Assets	17.00	6.60
Multi-Asset Strategies	5.00	6.65
Total	100.00 %	

Discount Rate - The discount rate used to measure the total OPEB liability at June 30, 2020 was 2.63%. The discount rate used to measure total OPEB liability prior to June 30, 2019 was 3.22%. The projection of cash flows used to determine the discount rate assumed that contributions will be made from members and the System at the state statute contribution rate of 1.50% of projected covered employee payroll each year, which includes a 1.50% payroll surcharge and no contributions from the basic benefits plan. Based on these assumptions, the OPEB plan's fiduciary net position was projected to become insufficient to make future benefit payments during the fiscal year ending June 30, 2034. Therefore, the long-term expected rate of return on OPEB plan assets was used to present value the projected benefit payments through the fiscal year ending June 30, 2024 and the Fidelity General Obligation 20-year Municipal Bond Index rate of 2.45%, as of June 30, 2020 (i.e. municipal bond rate), was used to present value the projected benefit payments for the remaining years in the projection. A municipal bond rate of 3.13% was used as of June 30, 2019. The total present value of projected benefit payments from all years was then used to determine the single rate of return that was used as the discount rate. The projection of future benefit payments for all current plan members was until the benefit payments ran out.

Sensitivity of the District's Proportionate Share of the Net OPEB Liability to Changes in the Discount Rate and Changes in the Health Care Cost Trend Rates - The net OPEB liability is sensitive to changes in the discount rate and the health care cost trend rate. The following table presents the net OPEB liability of SERS, what SERS' net OPEB liability would be if it were calculated using a discount rate that is 1 percentage point lower (1.63%) and higher (3.63%) than the current discount rate (2.63%). Also shown is what SERS' net OPEB liability would be based on health care cost trend rates that are 1 percentage point lower (6.00% decreasing to 3.75%) and higher (8.00% decreasing to 5.75%) than the current rate (7.00% decreasing to 4.75%).

	1% Decrease	Current Discount Rate	1% Increase
District's proportionate share of the net OPEB liability	\$ 7,469,275	\$ 6,102,473	\$ 5,015,867
	1% Decrease	Current Trend Rate	1% Increase
District's proportionate share of the net OPEB liability	\$ 4,805,233	\$ 6,102,473	\$ 7,837,214

**PLAIN LOCAL SCHOOL DISTRICT
STARK COUNTY, OHIO**

NOTES TO THE BASIC FINANCIAL STATEMENTS
FOR THE FISCAL YEAR ENDED JUNE 30, 2021

NOTE 13 - DEFINED BENEFIT OPEB PLANS - (Continued)

Actuarial Assumptions - STRS

Key methods and assumptions used in the latest actuarial valuation, reflecting experience study results used in the July 1, 2020, actuarial valuation, compared with July 1, 2019, are presented below:

	July 1, 2020		July 1, 2019	
	Initial	Ultimate	Initial	Ultimate
Inflation	2.50%		2.50%	
Projected salary increases	12.50% at age 20 to 2.50% at age 65		12.50% at age 20 to 2.50% at age 65	
Investment rate of return	7.45%, net of investment expenses, including inflation		7.45%, net of investment expenses, including inflation	
Payroll increases	3.00%		3.00%	
Cost-of-living adjustments (COLA)	0.00%		0.00%	
Discount rate of return	7.45%		7.45%	
Blended discount rate of return	N/A		N/A	
Health care cost trends				
Medical				
Pre-Medicare	5.00%	4.00%	5.87%	4.00%
Medicare	-6.69%	4.00%	4.93%	4.00%
Prescription Drug				
Pre-Medicare	6.50%	4.00%	7.73%	4.00%
Medicare	11.87%	4.00%	9.62%	4.00%

Projections of benefits include the historical pattern of sharing benefit costs between the employers and retired plan members.

For healthy retirees the mortality rates are based on the RP-2014 Annuitant Mortality Table with 50% of rates through age 69, 70% of rates between ages 70 and 79, 90% of rates between ages 80 and 84, and 100% of rates thereafter, projected forward generationally using mortality improvement scale MP-2016. For disabled retirees, mortality rates are based on the RP-2014 Disabled Mortality Table with 90% of rates for males and 100% of rates for females, projected forward generationally using mortality improvement scale MP-2016.

Actuarial assumptions used in the June 30, 2020 valuation are based on the results of an actuarial experience study for the period July 1, 2011 through June 30, 2016.

Assumption Changes Since the Prior Measurement Date - There were no changes in assumptions since the prior measurement date of June 30, 2019.

Benefit Term Changes Since the Prior Measurement Date - There was no change to the claims costs process. Claim curves were updated to reflect the projected fiscal year end 2021 premium based on June 30, 2020 enrollment distribution. The non-Medicare subsidy percentage was increased effective January 1, 2021 from 1.984% to 2.055% per year of service. The non-Medicare frozen subsidy base premium was increased effective January 1, 2021. The Medicare subsidy percentages were adjusted effective January 1, 2021 to 2.1% for the AMA Medicare plan. The Medicare Part B monthly reimbursement elimination date was postponed indefinitely.

**PLAIN LOCAL SCHOOL DISTRICT
STARK COUNTY, OHIO**

NOTES TO THE BASIC FINANCIAL STATEMENTS
FOR THE FISCAL YEAR ENDED JUNE 30, 2021

NOTE 13 - DEFINED BENEFIT OPEB PLANS - (Continued)

STRS' investment consultant develops an estimate range for the investment return assumption based on the target allocation adopted by the Retirement Board. The target allocation and long-term expected rate of return for each major asset class are summarized as follows:

Asset Class	Target Allocation	Long-Term Expected Real Rate of Return *
Domestic Equity	28.00 %	7.35 %
International Equity	23.00	7.55
Alternatives	17.00	7.09
Fixed Income	21.00	3.00
Real Estate	10.00	6.00
Liquidity Reserves	1.00	2.25
Total	<u>100.00 %</u>	

**10-Year geometric nominal returns, which include the real rate of return and inflation of 2.25% and does not include investment expenses. Over a 30-year period, STRS' investment consultant indicates that the above target allocations should generate a return above the actuarial rate of return, without net value added by management.

Discount Rate - The discount rate used to measure the total OPEB asset was 7.45% as of June 30, 2020. The projection of cash flows used to determine the discount rate assumes STRS Ohio continues to allocate no employer contributions to the health care fund. Based on these assumptions, the OPEB plan's fiduciary net position was projected to be available to make all projected future benefit payments to current plan members. Therefore, the long-term expected rate of return on health care plan investments of 7.45% was used to measure the total OPEB asset as of June 30, 2020.

Sensitivity of the District's Proportionate Share of the Net OPEB Asset to Changes in the Discount and Health Care Cost Trend Rate - The following table represents the net OPEB asset as of June 30, 2020, calculated using the current period discount rate assumption of 7.45%, as well as what the net OPEB asset would be if it were calculated using a discount rate that is one percentage point lower (6.45%) or one percentage point higher (8.45%) than the current assumption. Also shown is the net OPEB asset as if it were calculated using health care cost trend rates that are one percentage point lower or one percentage point higher than the current health care cost trend rates.

	1% Decrease	Current Discount Rate	1% Increase
	District's proportionate share of the net OPEB asset	\$ 3,063,295	\$ 3,520,767

	1% Decrease	Current Trend Rate	1% Increase
	District's proportionate share of the net OPEB asset	\$ 3,884,819	\$ 3,520,767

NOTE 14 - BUDGETARY BASIS OF ACCOUNTING

While reporting financial position, results of operations, and changes in fund balance on the basis of generally accepted accounting principles (GAAP), the budgetary basis as provided by law is based upon accounting for certain transactions on a basis of cash receipts and disbursements.

**PLAIN LOCAL SCHOOL DISTRICT
STARK COUNTY, OHIO**

NOTES TO THE BASIC FINANCIAL STATEMENTS
FOR THE FISCAL YEAR ENDED JUNE 30, 2021

NOTE 14 - BUDGETARY BASIS OF ACCOUNTING - (Continued)

The statement of revenue, expenditures and changes in fund balance - budget and actual (non-GAAP budgetary basis) presented for the general fund is presented on the budgetary basis to provide a meaningful comparison of actual results with the budget. The major differences between the budget basis and the GAAP basis are that:

- (a) Revenues and other financing sources are recorded when received in cash (budget basis) as opposed to when susceptible to accrual (GAAP basis);
- (b) Expenditures and other financing uses are recorded when paid in cash (budget basis) as opposed to when the liability is incurred (GAAP basis);
- (c) In order to determine compliance with Ohio law, and to reserve that portion of the applicable appropriation, total outstanding encumbrances (budget basis) are recorded as the equivalent of an expenditure, as opposed to assigned fund balance for that portion of outstanding encumbrances not already recognized as an account payable (GAAP basis);
- (d) Investments are reported at fair value (GAAP basis) as opposed to cost (budget basis);
- (e) Advances-in and advances-out are operating transactions (budget basis) as opposed to balance sheet transactions (GAAP basis); and,
- (f) Some funds are included in the general fund (GAAP basis), but have separate legally adopted budgets (budget basis).

The adjustments necessary to convert the results of operations for the year on the budget basis to the GAAP basis for the general fund are as follows:

Net Change in Fund Balance

	<u>General fund</u>
Budget basis	\$ (2,282,759)
Net adjustment for revenue accruals	(481,041)
Net adjustment for expenditure accruals	536,284
Net adjustment for other sources/uses	(933,075)
Funds budgeted elsewhere	15,465
Adjustment for encumbrances	4,058,010
GAAP basis	\$ 912,884

Certain funds that are legally budgeted in separate special revenue funds are considered part of the general fund on a GAAP basis. This includes the public school support fund and district agency fund.

NOTE 15 - CONTINGENCIES

A. Grants

The District received financial assistance from federal and State agencies in the form of grants. The expenditure of funds received under these programs generally requires compliance with terms and conditions specified in the grant agreements and are subject to audit by the grantor agencies. Any disallowed claims resulting from such audits could become a liability of the general fund or other applicable funds. However, the effect of any such disallowed claims on the overall financial position of the District at June 30, 2021, if applicable, cannot be determined at this time.

**PLAIN LOCAL SCHOOL DISTRICT
STARK COUNTY, OHIO**

NOTES TO THE BASIC FINANCIAL STATEMENTS
FOR THE FISCAL YEAR ENDED JUNE 30, 2021

NOTE 15 - CONTINGENCIES - (Continued)

B. Litigation

The District is involved in no material litigation as either plaintiff or defendant.

C. Foundation Funding

Foundation funding is based on the annualized full-time equivalent (FTE) enrollment of each student. The Ohio Department of Education (ODE) is legislatively required to adjust/reconcile funding as enrollment information is updated by schools throughout the State, which can extend past the fiscal year-end. As of the date of this report, additional ODE adjustments for fiscal year 2021 are finalized. As a result, the FTE adjustment was a liability of the District, but was not material to the financial statements.

NOTE 16 - DISTRICT AS A FISCAL AGENT

Career Technical Education Program Agreement

The District serves as the fiscal agent for a four-district career/technical compact formed to provide vocational (career/technical) education programs for the students in each district in the most effective and efficient manner possible. The other districts included in the agreement are: North Canton City Schools, Jackson Local Schools and Lake Local Schools. The term of the present agreement is July 1, 2018 through June 30, 2023. The districts offer career/technical programs which conform to the regulations and statutes of the State of Ohio. Lake Local reimburses the other districts at a constant rate of \$1,300 per pupil for each Lake Local student enrolled in a compact program. Each District contributes \$150 per Career-Tech student to a permanent improvement, capital equipment, and supply fund to provide for needed equipment, computer software and site licenses (per State allowances) and facility improvements.

NOTE 17 - SET-ASIDES

The District is required by State law to annually set-aside certain general fund revenue amounts, as defined by statutory formula, for the acquisition and construction of capital improvements. Amounts not spent by the end of the fiscal year or offset by similarly restricted resources received during the year must be held in cash at fiscal year-end. This amount must be carried forward to be used for the same purpose in future years. Expenditures exceeding the set-aside requirement may not be carried forward to the next fiscal year.

The following cash-basis information describes the change in the fiscal year-end set-aside amount for capital improvements. Disclosure of this information is required by State statute.

	<u>Capital Improvements</u>
Set-aside balance June 30, 2020	\$ -
Current year set-aside requirement	1,111,149
Current year qualifying expenditures	<u>(2,042,890)</u>
Total	<u>\$ (931,741)</u>
Balance carried forward to fiscal year 2022	<u>\$ -</u>
Set-aside balance June 30, 2021	<u>\$ -</u>

**PLAIN LOCAL SCHOOL DISTRICT
STARK COUNTY, OHIO**

NOTES TO THE BASIC FINANCIAL STATEMENTS
FOR THE FISCAL YEAR ENDED JUNE 30, 2021

NOTE 18 - OPERATING LEASE - LESSOR DISCLOSURE

On June 30, 2005, the District and the Stark County District Library (the “Library”) entered into an agreement in which the Library would lease a 12,000 square foot area which is part of the new library facility constructed at Glen Oak High School. On May 20, 2015, the District approved a renewal to the lease for another ten year period beginning on July 1, 2016 with no termination in the first five years. There is no annual lease payment due to the District. The Library will continue to pay operating costs as per the current contract. The Library paid operating costs of \$8.64 per square foot on 12,000 square feet of the library facility during fiscal year 2021. The square footage rate is adjusted annually based on actual operating costs for the 10 year lease term.

NOTE 19 - OTHER COMMITMENTS

The District utilizes encumbrance accounting as part of its budgetary controls. Encumbrances outstanding at year-end may be reported as part of restricted, committed, or assigned classifications of fund balance. At year-end, the District’s commitments for encumbrances (less any amounts included in payables) in the governmental funds were as follows:

<u>Fund Type</u>	<u>Year-End Encumbrances</u>
General fund	\$ 3,210,379
Nonmajor governmental funds	<u>576,700</u>
 Total	 <u>\$ 3,787,079</u>

NOTE 20 - COVID-19

The United States and the State of Ohio declared a state of emergency in March of 2020 due to the COVID-19 pandemic. The financial impact of COVID-19 and the continuing emergency measures may impact subsequent periods of the District. The District’s investment portfolio and the pension and other employee benefits plan in which the District participate fluctuates with market conditions, and due to market volatility, the amount of gains or losses that will be realized in subsequent periods, if any, cannot be determined. In addition, the impact on the District’s future operating costs, revenues, and additional recovery from emergency funding, either federal or state, cannot be estimated.

NOTE 21 - SUBSEQUENT EVENT

For fiscal year 2022, District foundation funding received from the State of Ohio will be funded using a direct funding model. Under this new model, community school, STEM school, scholarship, and open enrollment funding will be directly funded by the State of Ohio to the respective educating schools. For fiscal year 2021 and prior, the amounts related to students who were residents of the District were funded to the District who, in turn, made the payment to the educating school. For fiscal year 2021, the District reported \$2,476,317 in revenues and expenditures/expenses related to these programs. This new funding system calculates a unique base cost and a unique “per-pupil local capacity amount” for each District. The District’s state core foundation funding is then calculated. Any change in funding will be subject to a phase in percentage of 16.67 percent for fiscal year 2022 and 33.33 percent for fiscal year 2023.

THIS PAGE IS INTENTIONALLY LEFT BLANK

REQUIRED SUPPLEMENTARY INFORMATION

**PLAIN LOCAL SCHOOL DISTRICT
STARK COUNTY, OHIO**

SCHEDULES OF REQUIRED SUPPLEMENTARY INFORMATION

SCHEDULE OF THE DISTRICT'S PROPORTIONATE SHARE OF
THE NET PENSION LIABILITY
SCHOOL EMPLOYEES RETIREMENT SYSTEM (SERS) OF OHIO

LAST EIGHT FISCAL YEARS

	<u>2021</u>	<u>2020</u>	<u>2019</u>	<u>2018</u>
District's proportion of the net pension liability	0.27076870%	0.27338490%	0.26580830%	0.26912410%
District's proportionate share of the net pension liability	\$ 17,909,212	\$ 16,357,098	\$ 15,223,334	\$ 16,079,570
District's covered payroll	\$ 9,883,186	\$ 9,388,800	\$ 8,818,578	\$ 8,551,379
District's proportionate share of the net pension liability as a percentage of its covered payroll	181.21%	174.22%	172.63%	188.03%
Plan fiduciary net position as a percentage of the total pension liability	68.55%	70.85%	71.36%	69.50%

Note: Information prior to 2014 was unavailable. Schedule is intended to show information for 10 years. Additional years will be displayed as they become available.

Amounts presented for each fiscal year were determined as of the District's measurement date, which is the prior year-end.

SEE ACCOMPANYING NOTES TO THE REQUIRED SUPPLEMENTARY INFORMATION

<u>2017</u>	<u>2016</u>	<u>2015</u>	<u>2014</u>
0.26735080%	0.26383420%	0.25876500%	0.25876500%
\$ 19,567,612	\$ 15,054,635	\$ 13,095,949	\$ 15,387,924
\$ 8,399,221	\$ 7,942,785	\$ 7,519,206	\$ 7,420,383
232.97%	189.54%	174.17%	207.37%
62.98%	69.16%	71.70%	65.52%

**PLAIN LOCAL SCHOOL DISTRICT
STARK COUNTY, OHIO**

SCHEDULES OF REQUIRED SUPPLEMENTARY INFORMATION

SCHEDULE OF THE DISTRICT'S PROPORTIONATE SHARE OF
THE NET PENSION LIABILITY
STATE TEACHERS RETIREMENT SYSTEM (STRS) OF OHIO

LAST EIGHT FISCAL YEARS

	<u>2021</u>	<u>2020</u>	<u>2019</u>	<u>2018</u>
District's proportion of the net pension liability	0.20032821%	0.19935148%	0.19696869%	0.19123879%
District's proportionate share of the net pension liability	\$ 48,472,299	\$ 44,085,382	\$ 43,308,992	\$ 45,429,184
District's covered payroll	\$ 24,416,800	\$ 23,358,436	\$ 23,105,186	\$ 21,410,936
District's proportionate share of the net pension liability as a percentage of its covered payroll	198.52%	188.73%	187.44%	212.18%
Plan fiduciary net position as a percentage of the total pension liability	75.48%	77.40%	77.31%	75.30%

Note: Information prior to 2014 was unavailable. Schedule is intended to show information for 10 years. Additional years will be displayed as they become available.

Amounts presented for each fiscal year were determined as of the District's measurement date, which is the prior year-end.

SEE ACCOMPANYING NOTES TO THE REQUIRED SUPPLEMENTARY INFORMATION

<u>2017</u>	<u>2016</u>	<u>2015</u>	<u>2014</u>
0.19225779%	0.19160749%	0.19255627%	0.19255627%
\$ 64,354,478	\$ 52,954,706	\$ 46,836,349	\$ 55,791,152
\$ 20,163,871	\$ 20,427,407	\$ 19,673,938	\$ 21,451,908
319.16%	259.23%	238.06%	260.08%
66.80%	72.10%	74.70%	69.30%

**PLAIN LOCAL SCHOOL DISTRICT
STARK COUNTY, OHIO**

SCHEDULES OF REQUIRED SUPPLEMENTARY INFORMATION

SCHEDULE OF DISTRICT PENSION CONTRIBUTIONS
SCHOOL EMPLOYEES RETIREMENT SYSTEM (SERS) OF OHIO

	LAST TEN FISCAL YEARS			
	<u>2021</u>	<u>2020</u>	<u>2019</u>	<u>2018</u>
Contractually required contribution	\$ 1,382,116	\$ 1,383,646	\$ 1,267,488	\$ 1,190,508
Contributions in relation to the contractually required contribution	<u>(1,382,116)</u>	<u>(1,383,646)</u>	<u>(1,267,488)</u>	<u>(1,190,508)</u>
Contribution deficiency (excess)	<u>\$ -</u>	<u>\$ -</u>	<u>\$ -</u>	<u>\$ -</u>
District's covered payroll	\$ 9,872,257	\$ 9,883,186	\$ 9,388,800	\$ 8,818,578
Contributions as a percentage of covered payroll	14.00%	14.00%	13.50%	13.50%

SEE ACCOMPANYING NOTES TO THE REQUIRED SUPPLEMENTARY INFORMATION

<u>2017</u>	<u>2016</u>	<u>2015</u>	<u>2014</u>	<u>2013</u>	<u>2012</u>
\$ 1,197,193	\$ 1,175,891	\$ 1,046,859	\$ 1,042,162	\$ 1,026,981	\$ 1,037,617
<u>(1,197,193)</u>	<u>(1,175,891)</u>	<u>(1,046,859)</u>	<u>(1,042,162)</u>	<u>(1,026,981)</u>	<u>(1,037,617)</u>
<u>\$ -</u>	<u>\$ -</u>	<u>\$ -</u>	<u>\$ -</u>	<u>\$ -</u>	<u>\$ -</u>
\$ 8,551,379	\$ 8,399,221	\$ 7,942,785	\$ 7,519,206	\$ 7,420,383	\$ 7,714,625
14.00%	14.00%	13.18%	13.86%	13.84%	13.45%

**PLAIN LOCAL SCHOOL DISTRICT
STARK COUNTY, OHIO**

SCHEDULES OF REQUIRED SUPPLEMENTARY INFORMATION

SCHEDULE OF DISTRICT PENSION CONTRIBUTIONS
STATE TEACHERS RETIREMENT SYSTEM (STRS) OF OHIO

	LAST TEN FISCAL YEARS			
	<u>2021</u>	<u>2020</u>	<u>2019</u>	<u>2018</u>
Contractually required contribution	\$ 3,493,590	\$ 3,418,352	\$ 3,270,181	\$ 3,234,726
Contributions in relation to the contractually required contribution	<u>(3,493,590)</u>	<u>(3,418,352)</u>	<u>(3,270,181)</u>	<u>(3,234,726)</u>
Contribution deficiency (excess)	<u>\$ -</u>	<u>\$ -</u>	<u>\$ -</u>	<u>\$ -</u>
District's covered payroll	\$ 24,954,214	\$ 24,416,800	\$ 23,358,436	\$ 23,105,186
Contributions as a percentage of covered payroll	14.00%	14.00%	14.00%	14.00%

SEE ACCOMPANYING NOTES TO THE REQUIRED SUPPLEMENTARY INFORMATION

<u>2017</u>	<u>2016</u>	<u>2015</u>	<u>2014</u>	<u>2013</u>	<u>2012</u>
\$ 2,997,531	\$ 2,822,942	\$ 2,859,837	\$ 2,557,612	\$ 2,788,748	\$ 2,999,304
<u>(2,997,531)</u>	<u>(2,822,942)</u>	<u>(2,859,837)</u>	<u>(2,557,612)</u>	<u>(2,788,748)</u>	<u>(2,999,304)</u>
<u>\$ -</u>	<u>\$ -</u>	<u>\$ -</u>	<u>\$ -</u>	<u>\$ -</u>	<u>\$ -</u>
\$ 21,410,936	\$ 20,163,871	\$ 20,427,407	\$ 19,673,938	\$ 21,451,908	\$ 23,071,569
14.00%	14.00%	14.00%	13.00%	13.00%	13.00%

**PLAIN LOCAL SCHOOL DISTRICT
STARK COUNTY, OHIO**

SCHEDULES OF REQUIRED SUPPLEMENTARY INFORMATION

SCHEDULE OF THE DISTRICT'S PROPORTIONATE SHARE OF
THE NET OPEB LIABILITY
SCHOOL EMPLOYEES RETIREMENT SYSTEM (SERS) OF OHIO

LAST FIVE FISCAL YEARS

	<u>2021</u>	<u>2020</u>	<u>2019</u>	<u>2018</u>	<u>2017</u>
District's proportion of the net OPEB liability	0.28078940%	0.27973000%	0.27031330%	0.27274290%	0.27059646%
District's proportionate share of the net OPEB liability	\$ 6,102,473	\$ 7,034,621	\$ 7,499,221	\$ 7,319,703	\$ 7,713,000
District's covered payroll	\$ 9,883,186	\$ 9,388,800	\$ 8,818,578	\$ 8,551,379	\$ 8,399,221
District's proportionate share of the net OPEB liability as a percentage of its covered payroll	61.75%	74.93%	85.04%	85.60%	91.83%
Plan fiduciary net position as a percentage of the total OPEB liability	18.17%	15.57%	13.57%	12.46%	11.49%

Note: Information prior to 2017 was unavailable. Schedule is intended to show information for 10 years. Additional years will be displayed as they become available.

Amounts presented for each fiscal year were determined as of the District's measurement date, which is the prior year-end.

SEE ACCOMPANYING NOTES TO THE REQUIRED SUPPLEMENTARY INFORMATION

**PLAIN LOCAL SCHOOL DISTRICT
STARK COUNTY, OHIO**

SCHEDULES OF REQUIRED SUPPLEMENTARY INFORMATION

SCHEDULE OF THE DISTRICT'S PROPORTIONATE SHARE OF
THE NET OPEB LIABILITY/ASSET
STATE TEACHERS RETIREMENT SYSTEM (STRS) OF OHIO

LAST FIVE FISCAL YEARS

	<u>2021</u>	<u>2020</u>	<u>2019</u>	<u>2018</u>	<u>2017</u>
District's proportion of the net OPEB liability/asset	0.20032821%	0.19935148%	0.19696869%	0.19123879%	0.19225779%
District's proportionate share of the net OPEB liability/(asset)	\$ (3,520,767)	\$ (3,301,738)	\$ (3,165,085)	\$ 7,461,432	\$ 10,281,997
District's covered payroll	\$ 24,416,800	\$ 23,358,436	\$ 23,105,186	\$ 21,410,936	\$ 20,163,871
District's proportionate share of the net OPEB liability/(asset) as a percentage of its covered payroll	(14.42%)	(14.14%)	(13.70%)	34.85%	50.99%
Plan fiduciary net position as a percentage of the total OPEB liability/asset	182.10%	174.70%	176.00%	47.10%	37.30%

Note: Information prior to 2017 was unavailable. Schedule is intended to show information for 10 years. Additional years will be displayed as they become available.

Amounts presented for each fiscal year were determined as of the District's measurement date, which is the prior year-end.

SEE ACCOMPANYING NOTES TO THE REQUIRED SUPPLEMENTARY INFORMATION

**PLAIN LOCAL SCHOOL DISTRICT
STARK COUNTY, OHIO**

SCHEDULES OF REQUIRED SUPPLEMENTARY INFORMATION

SCHEDULE OF DISTRICT OPEB CONTRIBUTIONS
SCHOOL EMPLOYEES RETIREMENT SYSTEM (SERS) OF OHIO

LAST TEN FISCAL YEARS

	<u>2021</u>	<u>2020</u>	<u>2019</u>	<u>2018</u>
Contractually required contribution	\$ 185,637	\$ 179,501	\$ 215,640	\$ 387,600
Contributions in relation to the contractually required contribution	<u>(185,637)</u>	<u>(179,501)</u>	<u>(215,640)</u>	<u>(387,600)</u>
Contribution deficiency (excess)	<u>\$ -</u>	<u>\$ -</u>	<u>\$ -</u>	<u>\$ -</u>
District's covered payroll	\$ 9,872,257	\$ 9,883,186	\$ 9,388,800	\$ 8,818,578
Contributions as a percentage of covered payroll	1.88%	1.82%	2.30%	4.40%

SEE ACCOMPANYING NOTES TO THE REQUIRED SUPPLEMENTARY INFORMATION

<u>2017</u>	<u>2016</u>	<u>2015</u>	<u>2014</u>	<u>2013</u>	<u>2012</u>
\$ 147,005	\$ 135,489	\$ 194,730	\$ 136,579	\$ 123,023	\$ 157,460
<u>(147,005)</u>	<u>(135,489)</u>	<u>(194,730)</u>	<u>(136,579)</u>	<u>(123,023)</u>	<u>(157,460)</u>
<u>\$ -</u>	<u>\$ -</u>	<u>\$ -</u>	<u>\$ -</u>	<u>\$ -</u>	<u>\$ -</u>
\$ 8,551,379	\$ 8,399,221	\$ 7,942,785	\$ 7,519,206	\$ 7,420,383	\$ 7,714,625
1.72%	1.61%	2.45%	1.82%	1.66%	2.04%

**PLAIN LOCAL SCHOOL DISTRICT
STARK COUNTY, OHIO**

SCHEDULES OF REQUIRED SUPPLEMENTARY INFORMATION

SCHEDULE OF DISTRICT OPEB CONTRIBUTIONS
STATE TEACHERS RETIREMENT SYSTEM (STRS) OF OHIO

	LAST TEN FISCAL YEARS			
	<u>2021</u>	<u>2020</u>	<u>2019</u>	<u>2018</u>
Contractually required contribution	\$ -	\$ -	\$ -	\$ -
Contributions in relation to the contractually required contribution	<u>-</u>	<u>-</u>	<u>-</u>	<u>-</u>
Contribution deficiency (excess)	<u>\$ -</u>	<u>\$ -</u>	<u>\$ -</u>	<u>\$ -</u>
District's covered payroll	\$ 24,954,214	\$ 24,416,800	\$ 23,358,436	\$ 23,105,186
Contributions as a percentage of covered payroll	0.00%	0.00%	0.00%	0.00%

SEE ACCOMPANYING NOTES TO THE REQUIRED SUPPLEMENTARY INFORMATION

<u>2017</u>	<u>2016</u>	<u>2015</u>	<u>2014</u>	<u>2013</u>	<u>2012</u>
\$ -	\$ -	\$ -	\$ 196,739	\$ 214,519	\$ 230,716
-	-	-	(196,739)	(214,519)	(230,716)
<u>\$ -</u>	<u>\$ -</u>	<u>\$ -</u>	<u>\$ -</u>	<u>\$ -</u>	<u>\$ -</u>
\$ 21,410,936	\$ 20,163,871	\$ 20,427,407	\$ 19,673,938	\$ 21,451,908	\$ 23,071,569
0.00%	0.00%	0.00%	1.00%	1.00%	1.00%

**PLAIN LOCAL SCHOOL DISTRICT
STARK COUNTY, OHIO**

NOTES TO THE REQUIRED SUPPLEMENTARY INFORMATION
FOR THE FISCAL YEAR ENDED JUNE 30, 2021

PENSION

SCHOOL EMPLOYEES RETIREMENT SYSTEM (SERS) OF OHIO

Changes in benefit terms: There were no changes in benefit terms from the amounts reported for fiscal years 2014-2017. For fiscal year 2018, SERS changed from a fixed 3% annual increase to a Cost of Living Adjustment (COLA) based on the changes in the Consumer Price Index (CPI-W), with a cap of 2.5% and a floor of 0%. There were no changes in benefit terms from the amounts previously reported for fiscal years 2019-2021.

Changes in assumptions: There were no changes in methods and assumptions used in the calculation of actuarial determined contributions for fiscal years 2014-2016. For fiscal year 2017, the following changes of assumptions affected the total pension liability since the prior measurement date: (a) the assumed rate of inflation was reduced from 3.25% to 3.00%, (b) payroll growth assumption was reduced from 4.00% to 3.50%, (c) assumed real wage growth was reduced from 0.75% to 0.50%, (d) rates of withdrawal, retirement and disability were updated to reflect recent experience, (e) mortality among active members was updated to RP-2014 Blue Collar Mortality Table with fully generational projection and a five year age set-back for both males and females, (f) mortality among service retired members and beneficiaries was updated to the following RP-2014 Blue Collar Mortality Table with fully generational projection with Scale BB, 120% of male rates and 110% of female rates, (g) mortality among disabled members was updated to RP-2000 Disabled Mortality Table, 90% for male rates and 100% for female rates, set back five years is used for the period after disability retirement and (h) the discount rate was reduced from 7.75% to 7.50%. There were no changes in methods and assumptions used in the calculation of actuarial determined contributions for fiscal years 2018-2021.

STATE TEACHERS RETIREMENT SYSTEM (STRS) OF OHIO

Changes in benefit terms: There were no changes in benefit terms from the amounts reported for fiscal years 2014-2017. For fiscal year 2018, STRS decreased the Cost of Living Adjustment (COLA) to zero. There were no changes in benefit terms from amounts previously reported for fiscal years 2019-2021.

Changes in assumptions: There were no changes in methods and assumptions used in the calculation of actuarial determined contributions for fiscal years 2014-2017. For fiscal year 2018, the following changes of assumption affected the total pension liability since the prior measurement date: (a) the long-term expected rate of return was reduced from 7.75% to 7.45%, (b) the inflation assumption was lowered from 2.75% to 2.50%, (c) the payroll growth assumption was lowered to 3.00%, (d) total salary increases rate was lowered by decreasing the merit component of the individual salary increases, in addition to a decrease of 0.25% due to lower inflation, (e) the healthy and disabled mortality assumptions were updated to the RP-2014 mortality tables with generational improvement scale MP-2016 and (f) rates of retirement, termination and disability were modified to better reflect anticipated future experience. There were no changes in methods and assumptions used in the calculation of actuarial determined contributions for fiscal years 2019-2021.

OTHER POSTEMPLOYMENT BENEFITS (OPEB)

SCHOOL EMPLOYEES RETIREMENT SYSTEM (SERS) OF OHIO

Changes in benefit terms: There were no changes in benefit terms from the amounts previously reported for fiscal years 2017-2021.

(Continued)

**PLAIN LOCAL SCHOOL DISTRICT
STARK COUNTY, OHIO**

NOTES TO THE REQUIRED SUPPLEMENTARY INFORMATION (CONTINUED)
FOR THE FISCAL YEAR ENDED JUNE 30, 2021

OTHER POSTEMPLOYMENT BENEFITS (OPEB) (Continued)

Changes in assumptions: There were no changes in methods and assumptions used in the calculation of actuarial determined contributions for fiscal year 2017. For fiscal year 2018, the following changes of assumptions affected the total OPEB liability since the prior measurement date: (a) assumed rate of inflation was reduced from 3.25% to 3.00%, (b) payroll growth assumption was reduced from 4.00% to 3.50%, (c) assumed real wage growth was reduced from 0.75% to 0.50%, (d) rates of withdrawal, retirement, and disability were updated to reflect recent experience, (e) mortality among active members was updated to the following: RP-2014 Blue Collar Mortality Table with fully generational projection and a five-year age set-back for both males and females, (f) mortality among service retired members and beneficiaries was updated to the following: RP-2014 Blue Collar Mortality Table with fully generational projection with Scale BB, 120% of male rates, and 110% of female rates, (g) mortality among disabled members was updated to the following: RP-2000 Disabled Mortality Table, 90% for male rates and 100% for female rates, set back five years is used for the period after disability retirement, (h) the municipal bond index rate increased from 2.92% to 3.56% and (i) the single equivalent interest rate, net of plan investment expense, including price inflation increased from 2.98% to 3.63%. For fiscal year 2019, the following changes of assumptions affected the total OPEB liability since the prior measurement date: (a) the discount rate increased from 3.63% to 3.70%, (b) the health care cost trend rates for Medicare were changed from a range of 5.50%-5.00% to a range of 5.375%-4.75% and Pre-Medicare were changed from a range of 7.50%-5.00% to a range of 7.25%-4.75%, (c) the municipal bond index rate increased from 3.56% to 3.62% and (d) the single equivalent interest rate, net of plan investment expense, including price inflation increased from 3.63% to 3.70%. For fiscal year 2020, the following changes of assumptions affected the total OPEB liability since the prior measurement date: (a) the discount rate decreased from 3.70% to 3.22%, (b) the health care cost trend rates for Medicare were changed from a range of 5.375%-4.75% to a range of 5.25%-4.75% and Pre-Medicare were changed from a range of 7.25%-4.75% to a range of 7.00%-4.75%, (c) the municipal bond index rate decreased from 3.62% to 3.13% and (d) the single equivalent interest rate, net of plan investment expense, including price inflation decreased from 3.70% to 3.22%. For fiscal year 2021, the following changes of assumptions affected the total OPEB liability since the prior measurement date: (a) the discount rate decreased from 3.22% to 2.63% and (b) the municipal bond index rate decreased from 3.13% to 2.45%.

STATE TEACHERS RETIREMENT SYSTEM (STRS) OF OHIO

Changes in benefit terms: There were no changes in benefit terms from the amounts previously reported for fiscal year 2017. For fiscal year 2018, STRS reduced the subsidy multiplier for non-Medicare benefit recipients from 2.1% to 1.9% per year of service. Medicare Part B premium reimbursements were discontinued for certain survivors and beneficiaries and all remaining Medicare Part B premium reimbursements will be discontinued beginning January 2019. For fiscal year 2019, STRS increased the subsidy multiplier for non-Medicare benefit recipients from 1.9% to 1.944% per year of service effective January 1, 2019. The non-Medicare frozen subsidy base premium was increased January 1, 2019 and all remaining Medicare Part B premium reimbursements will be discontinued beginning January 1, 2020. For fiscal year 2020, STRS increased the subsidy percentage from 1.944% to 1.984% effective January 1, 2020. The Medicare subsidy percentages were adjusted effective January 1, 2021 to 2.1% for the Medicare plan. The Medicare Part B monthly reimbursement elimination date was postponed to January 1, 2021. For fiscal year 2021, the non-Medicare subsidy percentage was increased effective January 1, 2021 from 1.984% to 2.055% per year of service. The non-Medicare frozen subsidy base premium was increased effective January 1, 2021. The Medicare subsidy percentages were adjusted effective January 1, 2021 to 2.1% for the AMA Medicare plan. The Medicare Part B monthly reimbursement elimination date was postponed indefinitely.

Changes in assumptions: There were no changes in methods and assumptions used in the calculation of actuarial determined contributions for fiscal year 2017. For fiscal year 2018, the following changes of assumptions affected the total OPEB liability since the prior measurement date: (a) the discount rate was increased from 3.26% to 4.13% based on the methodology defined under GASB Statement No. 74, Financial Reporting for Postemployment Benefit Plans Other Than Pension Plans (OPEB), (b) the long term expected rate of return was reduced from 7.75% to 7.45%, (c) valuation year per capita health care costs were updated, and the salary scale was modified, (d) the percentage of future retirees electing each option was updated based on current data and the percentage of future disabled retirees and terminated vested participants electing health coverage were decreased and (e) the assumed mortality, disability, retirement, withdrawal and future health care cost trend rates were modified along with the portion of rebated prescription drug costs. For fiscal year 2019, the following changes of assumptions affected the total OPEB liability/asset since the prior measurement date: (a) the discount rate was increased from the blended rate of 4.13% to the long-term expected rate of return of 7.45% based on the methodology defined under GASB Statement No. 74, Financial Reporting for Postemployment Benefit Plans Other Than Pension Plans (OPEB) and (b) decrease in health care cost trend rates from 6.00%-11.00% initial; 4.50% ultimate down to Medical Pre-Medicare 6.00% and Medicare 5.00% initial; 4.00% ultimate and Prescription Drug Pre-Medicare 8.00% and Medicare (5.23%) initial; 4.00% ultimate. For fiscal year 2020, health care cost trend rates were changed to the following: medical pre-Medicare from 6.00% initial - 4.00% ultimate down to 5.87% initial - 4.00% ultimate; medical Medicare from 5.00% initial - 4.00% ultimate down to 4.93% initial - 4.00% ultimate; prescription drug pre-Medicare from 8.00% initial - 4.00% ultimate down to 7.73% initial - 4.00% ultimate and (5.23%) initial - 4.00% ultimate up to 9.62% initial - 4.00% ultimate. For fiscal year 2021, health care cost trend rates were changed to the following: medical pre-Medicare from 5.87% initial - 4.00% ultimate down to 5.00% initial - 4.00% ultimate; medical Medicare from 4.93% initial - 4.00% ultimate down to 9.62% initial - 4.00% ultimate up to 11.87% initial - 4.00% ultimate.

To the Board of Education and Management
Plain Local School District
Stark County, Ohio
901 44th Street NW
Canton, Ohio 44709

**Independent Auditor's Report on Internal Control over Financial Reporting and on Compliance
and Other Matters Based on an Audit of Financial Statements Performed in Accordance with
*Government Auditing Standards***

We have audited, in accordance with the auditing standards generally accepted in the United States of America and the standards applicable to financial audits contained in *Government Auditing Standards* issued by the Comptroller General of the United States, the financial statements of the governmental activities, each major fund, and the aggregate remaining fund information of Plain Local School District, Stark County, Ohio (the "District") as of and for the year ended June 30, 2021, and the related notes to the financial statements, which collectively comprise the District's basic financial statements, and have issued our report thereon dated December 23, 2021.

Internal Control over Financial Reporting

In planning and performing our audit of the financial statements, we considered the District's internal control over financial reporting (internal control) as a basis for designing audit procedures that are appropriate in the circumstances for the purpose of expressing our opinions on the financial statements, but not for the purpose of expressing an opinion on the effectiveness of the District's internal control. Accordingly, we do not express an opinion on the effectiveness of the District's internal control.

A *deficiency in internal control* exists when the design or operation of a control does not allow management or employees, in the normal course of performing their assigned functions, to prevent, or detect and correct, misstatements on a timely basis. A *material weakness* is a deficiency, or a combination of deficiencies, in internal control, such that there is a reasonable possibility that a material misstatement of the entity's financial statements will not be prevented, or detected and corrected on a timely basis. A *significant deficiency* is a deficiency, or a combination of deficiencies, in internal control that is less severe than a material weakness, yet important enough to merit attention by those charged with governance.

Our consideration of internal control was for the limited purpose described in the first paragraph of this section and was not designed to identify all deficiencies in internal control that might be material weaknesses or significant deficiencies. Given these limitations, during our audit we did not identify any deficiencies in internal control that we consider to be material weaknesses. However, material weaknesses may exist that have not been identified.

Compliance and Other Matters

As part of obtaining reasonable assurance about whether the District's financial statements are free from material misstatement, we performed tests of its compliance with certain provisions of laws, regulations, contracts, and grant agreements, noncompliance with which could have a direct and material effect on the financial statements. However, providing an opinion on compliance with those provisions was not an objective of our audit, and accordingly, we do not express such an opinion. The results of our tests disclosed no instances of noncompliance or other matters that are required to be reported under *Government Auditing Standards*.

Purpose of this Report

The purpose of this report is solely to describe the scope of our testing of internal control and compliance and the results of that testing, and not to provide an opinion on the effectiveness of the entity's internal control or on compliance. This report is an integral part of an audit performed in accordance with *Government Auditing Standards* in considering the entity's internal control and compliance. Accordingly, this communication is not suitable for any other purpose.

Rea & Associates, Inc.

Rea & Associates, Inc.
New Philadelphia, Ohio
December 23, 2021

To the Board of Education and Management
Plain Local School District
Stark County, Ohio
901 44th Street NW
Canton, Ohio 44709

**Independent Auditor's Report on Compliance for Each Major Federal Program and
Report on Internal Control over Compliance Required by the Uniform Guidance**

Report on Compliance for Each Major Federal Program

We have audited the Plain Local School District's, Stark County, Ohio (the "District") compliance with the types of compliance requirements described in the *OMB Compliance Supplement* that could have a direct and material effect on each of the District's major federal programs for the year ended June 30, 2021. The District's major federal programs are identified in the summary of auditor's results section of the accompanying *Schedule of Findings and Questioned Costs*.

Management's Responsibility

Management is responsible for compliance with the requirements of federal statutes, regulations, and the terms and conditions of its federal awards applicable to its federal programs.

Auditor's Responsibility

Our responsibility is to express an opinion on compliance for each of the District's major federal programs based on our audit of the types of compliance requirements referred to above. We conducted our audit of compliance in accordance with auditing standards generally accepted in the United States of America; the standards applicable to financial audits contained in *Government Auditing Standards*, issued by the Comptroller General of the United States; and the audit requirements of Title 2 U.S. *Code of Federal Regulations* Part 200, *Uniform Administrative Requirements, Cost Principles, and Audit Requirements for Federal Awards* (Uniform Guidance). Those standards and Uniform Guidance require that we plan and perform the audit to obtain reasonable assurance about whether noncompliance with the types of compliance requirements referred to above that could have a direct and material effect on a major federal program occurred. An audit includes examining, on a test basis, evidence about the District's compliance with those requirements and performing such other procedures as we considered necessary in the circumstances.

We believe that our audit provides a reasonable basis for our opinion on compliance for each major federal program. However, our audit does not provide a legal determination of the District's compliance.

Opinion on Each Major Federal Program

In our opinion, the District complied, in all material respects, with the types of compliance requirements referred to above that could have a direct and material effect on each of its major federal programs for the year ended June 30, 2021.

Report on Internal Control over Compliance

Management of the District is responsible for establishing and maintaining effective internal control over compliance with the types of compliance requirements referred to above. In planning and performing our audit of compliance, we considered the District's internal control over compliance with the types of requirements that could have a direct and material effect on each major federal program to determine the auditing procedures that are appropriate in the circumstances for the purpose of expressing an opinion on compliance for each major federal program and to test and report on internal control over compliance in accordance with Uniform Guidance, but not for the purpose of expressing an opinion on the effectiveness of internal control over compliance. Accordingly, we do not express an opinion on the effectiveness of the District's internal control over compliance.

A deficiency in internal control over compliance exists when the design or operation of a control over compliance does not allow management or employees, in the normal course of performing their assigned functions, to prevent, or detect and correct, noncompliance with a type of compliance requirement of a federal program on a timely basis. *A material weakness in internal control over compliance* is a deficiency, or combination of deficiencies, in internal control over compliance, such that there is a reasonable possibility that material noncompliance with a type of compliance requirement of a federal program will not be prevented, or detected and corrected, on a timely basis. *A significant deficiency in internal control over compliance* is a deficiency, or a combination of deficiencies, in internal control over compliance with a type of compliance requirement of a federal program that is less severe than a material weakness in internal control over compliance, yet important enough to merit attention by those charged with governance.

Our consideration of internal control over compliance was for the limited purpose described in the first paragraph of this section and was not designed to identify all deficiencies in internal control over compliance that might be material weaknesses or significant deficiencies. We did not identify any deficiencies in internal control over compliance that we consider to be material weaknesses. However, material weaknesses may exist that have not been identified.

The purpose of this report on internal control over compliance is solely to describe the scope of our testing of internal control over compliance and the results of that testing based on the requirements of the Uniform Guidance. Accordingly, this report is not suitable for any other purpose.

Rea & Associates, Inc.

Rea & Associates, Inc.
New Philadelphia, Ohio
December 23, 2021

**Plain Local School District
Stark County, Ohio**

*Schedule of Expenditures of Federal Awards
For the Fiscal Year Ended June 30, 2021*

Federal Grantor/ Sub Grantor/ Program Title	Grant Year	ALN	Expenditures	Amounts Paid to Subrecipients
U.S. DEPARTMENT OF EDUCATION				
<i>Passed Through Ohio Department of Education:</i>				
Title I Grants to Local Educational Agencies	2020	84.010	\$ 205,266	\$ 0
Title I Grants to Local Educational Agencies	2021	84.010A	1,229,169	0
Expanding Opportunities for Each Child Non-Competitive Grant	2021	84.010A	30,392	0
<i>Total Title I</i>			<u>1,464,827</u>	<u>0</u>
<i>Special Education Cluster:</i>				
Special Education Grants to States	2020	84.027	180,269	0
Special Education Grants to States	2021	84.027A	1,336,060	0
<i>Special Education Grants to States Subtotal</i>			<u>1,516,329</u>	<u>0</u>
Special Education Preschool Grants - Restoration	2021	84.173A	2,954	0
Special Education Preschool Grants	2021	84.173A	30,634	0
<i>Special Education Preschool Grants Subtotal</i>			<u>33,588</u>	<u>0</u>
<i>Total Special Education Cluster</i>			<u>1,549,917</u>	<u>0</u>
Career and Technical Education - Basic Grants to States	2020	84.048	13,227	0
Career and Technical Education - Basic Grants to States	2021	84.048A	244,377	133,458
<i>Total Career and Technical Education - Basic Grants to States</i>			<u>257,604</u>	<u>133,458</u>
Student Support and Academic Enrichment Program	2020	84.424	9,817	0
Student Support and Academic Enrichment Program	2021	84.424A	70,587	0
<i>Total Student Support and Academic Enrichment Program</i>			<u>80,404</u>	<u>0</u>
Supporting Effective Instruction State Grant	2020	84.367	35,112	0
Supporting Effective Instruction State Grant	2021	84.367A	97,803	0
<i>Total Supporting Effective Instruction State Grant</i>			<u>132,915</u>	<u>0</u>
Education Stabilization Fund, COVID-19 (ESSER)	2021	84.425D	827,110	0
Total U.S. Department of Education			<u>4,312,777</u>	<u>133,458</u>
U.S. DEPARTMENT OF JUSTICE				
<i>Direct Award</i>				
Public Safety Partnership and Community Policing Grants	2020	16.710	87,866	0
<i>Total Public Safety Partnership and Community Policing Grants</i>			<u>87,866</u>	<u>0</u>
Total U.S. Department of Justice			<u>87,866</u>	<u>0</u>
U. S. Department of the Treasury:				
<i>Passed Through Ohio Department of Education</i>				
BroadbandOhio Connectivity	2021	21.019	26,131	0
CRF-SUBURBAN SD	2021	21.019	323,078	0

The accompanying notes are an integral part of this schedule.

**Plain Local School District
Stark County, Ohio**

*Schedule of Expenditures of Federal Awards (continued)
For the Fiscal Year Ended June 30, 2021*

Federal Grantor/ Sub Grantor/ Program Title	Grant Year	ALN	Expenditures	Amounts Paid to Subrecipients
U. S. Department of the Treasury (continued):				
<i>Passed Through Plain Township</i> Coronavirus Relief Funds	2021	21.019	55,000	0
Total U.S. Department of the Treasury			404,209	0
U.S. DEPARTMENT OF AGRICULTURE				
<i>Passed Through Ohio Department of Education:</i>				
<i>Child Nutrition Cluster:</i>				
<i>Non-Cash Assistance:</i>				
School Breakfast Program	2021	10.553	55,057	0
National School Lunch Program	2021	10.555	183,680	0
<i>Non-Cash Assistance Subtotal</i>			238,737	0
<i>Cash Assistance:</i>				
School Breakfast Program: COVID-19	2021	10.553	10,650	0
National School Lunch Program	2021	10.555	1,013	0
National School Lunch Program: COVID-19	2021	10.555	34,517	0
Summer Food Service Program	2021	10.559	2,231,637	0
Summer Food Service Program: COVID-19	2021	10.559	317,300	0
<i>Cash Assistance Subtotal</i>			2,595,117	0
<i>Total Child Nutrition Cluster</i>			2,833,854	0
Total U.S. Department of Agriculture			2,833,854	0
TOTAL FEDERAL ASSISTANCE			\$ 7,638,706	\$ 133,458

The accompanying notes are an integral part of this schedule.

**Plain Local School District
Stark County, Ohio**

*Notes to the Schedule of Expenditures of Federal Awards
2 CFR 200.510(b)(6)
For the Year Ended June 30, 2021*

NOTE A – BASIS OF PRESENTATION

The accompanying Schedule of Expenditures of Federal Awards (the Schedule) includes the federal award activity of Plain Local School District (the District) under programs of the federal government for the year ended June 30, 2021. The information on this Schedule is prepared in accordance with the requirements of Title 2 U.S. Code of Federal Regulations Part 200, *Uniform Administrative Requirements, Cost Principles, and Audit Requirements for Federal Awards* (Uniform Guidance). Because the Schedule presents only a selected portion of the operations of the District, it is not intended to and does not present the financial position, or changes in net position of the District.

NOTE B – SUMMARY OF SIGNIFICANT ACCOUNTING POLICIES

Expenditures reported on the Schedule are reported on the cash basis of accounting. Such expenditures are recognized following the cost principles contained in Uniform Guidance, wherein certain types of expenditures may or may not be allowable or may be limited as to reimbursement.

NOTE C – INDIRECT COST RATE

The District has elected not to use the 10-percent de minimis indirect cost rate as allowed under the Uniform Guidance.

NOTE D - SUBRECIPIENTS

The District passes certain federal awards received from the Ohio Department of Education (ODE) to other governments (subrecipients). As Note B describes, the District reports expenditures of Federal awards to subrecipients when paid in cash.

As a subrecipient, the District has certain compliance responsibilities, such as monitoring its subrecipients to help assure they use these subawards as authorized by laws, regulations, and the provisions of contracts of grant agreements, and the subrecipients achieve the award’s performance goals.

NOTE E - CHILD NUTRITION CLUSTER

The District commingles cash receipts from the U.S. Department of Agriculture with similar State grants. When reporting expenditures on this Schedule, the District assumes it expends federal monies first.

NOTE F – FOOD DONATION PROGRAM

The District reports commodities consumed on the Schedule at the entitlement value. The District allocated donated food commodities to the respective programs that benefitted from the use of those donated food commodities.

NOTE G – TRANSFERS BETWEEN PROGRAM YEARS

Federal regulations require schools to obligate certain federal awards by June 30. However, with ODE’s consent, schools can transfer unobligated amounts to subsequent fiscal year’s program. The District transferred the following amounts from 2021 to 2022 programs:

<u>Program Title</u>	<u>ALN</u>	<u>Amount Transferred</u>
Title I Grants to Local Educational Agencies	84.010A	117,549
Special Education Grants to States	84.027A	30,111
Supporting Effective Instruction State Grant	84.367A	89,132
Student Support and Academic Enrichment Program	84.424A	34,599
Education Stabilization Fund, COVID-19 (ESSER)	84.425D	18,402
Coronavirus Relief Funds	21.019	1,133

Plain Local School District
Stark County, Ohio
Schedule of Findings and Questioned Costs
2 CFR Section 200.515
June 30, 2021

1. SUMMARY OF AUDITOR'S RESULTS
--

(d) (1) (i)	Type of Financial Statement Opinion	Unmodified
(d) (1) (ii)	Were there any material control weaknesses in internal control reported at the financial statement level (GAGAS)?	No
(d) (1) (ii)	Were there any significant deficiencies in internal control reported at the financial statement level (GAGAS)?	None reported
(d) (1) (iii)	Was there any reported material non-compliance at the financial statement level (GAGAS)?	No
(d) (1) (iv)	Were there any material control weaknesses in internal control reported for major federal programs?	No
(d) (1) (iv)	Were there any significant deficiencies in internal control reported for major federal programs?	None reported
(d) (1) (v)	Type of Major Programs' Compliance Opinion	Unmodified
(d) (1) (vi)	Are there any reportable findings under 2 CFR § 200.516(a)?	No
(d) (1) (vii)	Major Programs (list): Nutrition Cluster School Breakfast Program National School Lunch Program Summer Food Service Program Education Stabilization Fund, COVID-19 (ESSER) Coronavirus Relief Funds	ALN: 10.553 10.555 10.559 84.425D 21.019
(d) (1) (viii)	Dollar Threshold: Type A/B Programs	Type A: > \$750,000 Type B: All others
(d) (1) (ix)	Low Risk Auditee?	Yes

2. FINDINGS RELATED TO THE FINANCIAL STATEMENTS REQUIRED TO BE REPORTED IN ACCORDANCE WITH GAGAS

None

3. FINDINGS AND QUESTIONED COSTS FOR FEDERAL AWARDS
--

None
90

OHIO AUDITOR OF STATE KEITH FABER



PLAIN LOCAL SCHOOL DISTRICT

STARK COUNTY

AUDITOR OF STATE OF OHIO CERTIFICATION

This is a true and correct copy of the report, which is required to be filed pursuant to Section 117.26, Revised Code, and which is filed in the Office of the Ohio Auditor of State in Columbus, Ohio.



Certified for Release 2/15/2022

88 East Broad Street, Columbus, Ohio 43215
Phone: 614-466-4514 or 800-282-0370

This report is a matter of public record and is available online at
www.ohioauditor.gov