



OHIO AUDITOR OF STATE
KEITH FABER



**NORTHEAST OHIO AREAWIDE COORDINATING AGENCY
CUYAHOGA COUNTY
JUNE 30, 2021**

TABLE OF CONTENTS

TITLE	PAGE
Prepared by Management:	
Schedule of Expenditures of Federal Awards	1
Notes to the Schedule of Expenditures of Federal Awards	2
Independent Auditor's Report on Internal Control Over Financial Reporting and on Compliance and Other Matters Required by <i>Government Auditing Standards</i>	3
Independent Auditor's Report on Compliance with Requirements Applicable to the Major Federal Program and on Internal Control Over Compliance Required by the Uniform Guidance	5
Schedule of Findings.....	9
Prepared by Management:	
Summary Schedule of Prior Audit Findings.....	10
Attachment: Annual Comprehensive Financial Report	

This page intentionally left blank.

**NORTHEAST OHIO AREAWIDE COORDINATING AGENCY
CUYAHOGA COUNTY**

**SCHEDULE OF EXPENDITURES OF FEDERAL AWARDS
FOR THE YEAR ENDED JUNE 30, 2021**

FEDERAL GRANTOR Pass Through Grantor Program / Cluster Title	Federal CFDA Number	Pass-Through Entity Identifying Number	Passed Through to Subrecipients	Total Federal Expenditures
U.S. DEPARTMENT OF TRANSPORTATION				
FEDERAL HIGHWAY ADMINISTRATION				
Passed Through Ohio Department of Transportation				
Highway Planning and Construction Cluster				
Highway Planning and Construction:				
CMAQ - Rideshare Program	20.205	101814	\$ -	\$ 97,723
CMAQ - Air Quality Program	20.205	101816	-	90,215
CMAQ - Signal Timing Corridor Program SFY 2019	20.205	108142	-	38,565
CMAQ - Signal Timing Corridor Program SFY 2020	20.205	109653	-	15,251
CMAQ - Signal Timing Corridor Program SFY 2021	20.205	109652	-	43,825
Consolidated Planning Grant SFY 2020	20.205	109386	-	702,222
Consolidated Planning Grant SFY 2021	20.205	111606	-	2,721,941
SPR - Transit Regional Strategic Plan	20.205	105807	-	35,559
STP - Supplemental Planning Grant - SFY 2020	20.205	110019	-	3,672
STP - Supplemental Planning Grant - SFY 2021	20.205	112020	-	218,011
STP - Transportation for Liveable Communities	20.205	112015	-	326,308
			<u>-</u>	<u>4,293,292</u>
Total Highway Planning and Construction Cluster				
FEDERAL TRANSIT ADMINISTRATION				
Direct Awards				
Transit Services Program Cluster				
Enhanced Mobility for Seniors and Individuals with Disabilities - FHWA/FTA Program	20.513	OH2018042	297,764	404,981
	20.513	OH2020047	315,601	327,452
			<u>613,365</u>	<u>732,433</u>
Total Transit Services Program Cluster				
			<u>613,365</u>	<u>5,025,725</u>
Total Federal Transit Administration				
U.S. ENVIRONMENTAL PROTECTION AGENCY				
Passed Through the Ohio Environmental Protection Agency				
Watershed Quality Management Planning	66.454	604 (b)	-	51,657
Total U.S. Environmental Protection Agency				
			<u>-</u>	<u>51,657</u>
Total Expenditures of Federal Awards			<u>\$ 613,365</u>	<u>\$ 5,077,382</u>

The accompanying notes are an integral part of this schedule.

**NORTHEAST OHIO AREAWIDE COORDINATING AGENCY
CUYAHOGA COUNTY**

**NOTES TO THE SCHEDULE OF EXPENDITURES OF FEDERAL AWARDS
2 CFR 200.510(b)(6)
FOR THE YEAR ENDED JUNE 30, 2021**

NOTE A – BASIS OF PRESENTATION

The accompanying Schedule of Expenditures of Federal Awards (the Schedule) includes the federal award activity of the Northeast Ohio Areawide Coordinating Agency (NOACA) under programs of the federal government for the year ended June 30, 2021. The information on this Schedule is prepared in accordance with the requirements of Title 2 U.S. Code of Federal Regulations Part 200, *Uniform Administrative Requirements, Cost Principles, and Audit Requirements for Federal Awards* (Uniform Guidance). Because the Schedule presents only a selected portion of the operations of NOACA, it is not intended to and does not present the financial position or changes in net position of NOACA.

NOTE B – SUMMARY OF SIGNIFICANT ACCOUNTING POLICIES

Expenditures reported on the Schedule are reported on the accrual basis of accounting. Such expenditures are recognized following the cost principles contained in Uniform Guidance wherein certain types of expenditures may or may not be allowable or may be limited as to reimbursement.

NOTE C – INDIRECT COST RATE

NOACA has elected not to use the 10-percent de minimis indirect cost rate as allowed under the Uniform Guidance.

NOTE D - SUBRECIPIENTS

NOACA passes certain federal awards received from the United States Department of Transportation to other governments or not-for-profit agencies (subrecipients). As Note B describes, NOACA reports expenditures of Federal awards to subrecipients on an accrual basis.

As a subrecipient, NOACA has certain compliance responsibilities, such as monitoring its subrecipients to help assure they use these subawards as authorized by laws, regulations, and the provisions of contracts or grant agreements, and that subrecipients achieve the award's performance goals.

NOTE E - MATCHING REQUIREMENTS

Certain Federal programs require NOACA to contribute non-Federal funds (matching funds) to support the Federally-funded programs. NOACA has met its matching requirements. The Schedule does not include the expenditure of non-Federal matching funds.

OHIO AUDITOR OF STATE KEITH FABER



88 East Broad Street
Columbus, Ohio 43215
ContactUs@ohioauditor.gov
(800) 282-0370

INDEPENDENT AUDITOR'S REPORT ON INTERNAL CONTROL OVER FINANCIAL REPORTING AND ON COMPLIANCE AND OTHER MATTERS REQUIRED BY GOVERNMENT AUDITING STANDARDS

Northeast Ohio Areawide Coordinating Agency
Cuyahoga County
1299 Superior Avenue
Cleveland, Ohio 44114

To the Board of Directors:

We have audited, in accordance with auditing standards generally accepted in the United States and the Comptroller General of the United States' *Government Auditing Standards*, the financial statements of the governmental activities, each major fund, and the aggregate remaining fund information of the Northeast Ohio Areawide Coordinating Agency, Cuyahoga County, Ohio (NOACA) as of and for the year ended June 30, 2021, and the related notes to the financial statements, which collectively comprise NOACA's basic financial statements and have issued our report thereon dated December 23, 2021, wherein we noted the financial impact of COVID-19 and the continuing emergency measures which may impact subsequent periods of NOACA.

Internal Control Over Financial Reporting

As part of our financial statement audit, we considered NOACA's internal control over financial reporting (internal control) as a basis for designing audit procedures appropriate in the circumstances to the extent necessary to support our opinions on the financial statements, but not to the extent necessary to opine on the effectiveness of NOACA's internal control. Accordingly, we have not opined on it.

A deficiency in internal control exists when the design or operation of a control does not allow management or employees, when performing their assigned functions, to prevent, or detect and timely correct misstatements. *A material weakness* is a deficiency, or combination of internal control deficiencies resulting in a reasonable possibility that internal control will not prevent or detect and timely correct a material misstatement of NOACA's financial statements. *A significant deficiency* is a deficiency, or a combination of deficiencies, in internal control that is less severe than a material weakness, yet important enough to merit attention by those charged with governance.

Our consideration of internal control was for the limited purpose described in the first paragraph of this section and was not designed to identify all internal control deficiencies that might be material weaknesses or significant deficiencies. Given these limitations, we did not identify any deficiencies in internal control that we consider material weaknesses. However, unidentified material weaknesses may exist.

Compliance and Other Matters

As part of reasonably assuring whether NOACA's financial statements are free of material misstatement, we tested its compliance with certain provisions of laws, regulations, contracts, and grant agreements, noncompliance with which could directly and materially affect the financial statements. However, opining on compliance with those provisions was not an objective of our audit and accordingly, we do not express an opinion. The results of our tests disclosed no instances of noncompliance or other matters we must report under *Government Auditing Standards*.

Purpose of this Report

This report only describes the scope of our internal control and compliance testing and our testing results, and does not opine on the effectiveness of NOACA's internal control or on compliance. This report is an integral part of an audit performed under *Government Auditing Standards* in considering NOACA's internal control and compliance. Accordingly, this report is not suitable for any other purpose.



Keith Faber
Auditor of State
Columbus, Ohio

December 23, 2021

OHIO AUDITOR OF STATE KEITH FABER



88 East Broad Street
Columbus, Ohio 43215
ContactUs@ohioauditor.gov
(800) 282-0370

INDEPENDENT AUDITOR'S REPORT ON COMPLIANCE WITH REQUIREMENTS APPLICABLE TO THE MAJOR FEDERAL PROGRAM AND ON INTERNAL CONTROL OVER COMPLIANCE REQUIRED BY THE UNIFORM GUIDANCE

Northeast Ohio Areawide Coordinating Agency
Cuyahoga County
1299 Superior Avenue
Cleveland, Ohio 44114

To the Board of Directors:

Report on Compliance for the Major Federal Program

We have audited the Northeast Ohio Areawide Coordinating Agency's (NOACA) compliance with the applicable requirements described in the U.S. Office of Management and Budget (OMB) *Compliance Supplement* that could directly and materially affect the Northeast Ohio Areawide Coordinating Agency's major federal program for the year ended June 30, 2021. The *Summary of Auditor's Results* in the accompanying schedule of findings identifies NOACA's major federal program.

Management's Responsibility

NOACA's Management is responsible for complying with federal statutes, regulations, and the terms and conditions of its federal awards applicable to its federal programs.

Auditor's Responsibility

Our responsibility is to opine on NOACA's compliance for NOACA's major federal program based on our audit of the applicable compliance requirements referred to above. Our compliance audit followed auditing standards generally accepted in the United States of America; the standards for financial audits included in the Comptroller General of the United States' *Government Auditing Standards*; and the audit requirements of Title 2 U.S. *Code of Federal Regulations* Part 200, *Uniform Administrative Requirements, Cost Principles, and Audit Requirements for Federal Awards* (Uniform Guidance). These standards and the Uniform Guidance require us to plan and perform the audit to reasonably assure whether noncompliance with the applicable compliance requirements referred to above that could directly and materially affect a major federal program occurred. An audit includes examining, on a test basis, evidence about NOACA's compliance with those requirements and performing such other procedures as we considered necessary in the circumstances.

We believe our audit provides a reasonable basis for our compliance opinion on NOACA's major program. However, our audit does not provide a legal determination of NOACA's compliance.

Opinion on the Major Federal Program

In our opinion, the Northeast Ohio Areawide Coordinating Agency complied, in all material respects with the compliance requirements referred to above that could directly and materially affect its major federal program for the year ended June 30, 2021.

Report on Internal Control Over Compliance

NOACA's management is responsible for establishing and maintaining effective internal control over compliance with the applicable compliance requirements referred to above. In planning and performing our compliance audit, we considered NOACA's internal control over compliance with the applicable requirements that could directly and materially affect a major federal program, to determine our auditing procedures appropriate for opining on each major federal program's compliance and to test and report on internal control over compliance in accordance with the Uniform Guidance, but not to the extent needed to opine on the effectiveness of internal control over compliance. Accordingly, we have not opined on the effectiveness of NOACA's internal control over compliance.

A deficiency in internal control over compliance exists when the design or operation of a control over compliance does not allow management or employees, when performing their assigned functions, to prevent, or to timely detect and correct, noncompliance with a federal program's applicable compliance requirement. *A material weakness in internal control over compliance* is a deficiency, or combination of deficiencies, in internal control over compliance, such that there is a reasonable possibility that material noncompliance with a federal program compliance requirement will not be prevented, or timely detected and corrected. *A significant deficiency in internal control over compliance* is a deficiency, or a combination of deficiencies, in internal control over compliance with federal program's applicable compliance requirement that is less severe than a material weakness in internal control over compliance, yet important enough to merit attention by those charged with governance.

Our consideration of internal control over compliance was for the limited purpose described in the first paragraph of this section and would not necessarily identify all deficiencies in internal control over compliance that might be material weaknesses or significant deficiencies. We did not identify any deficiencies in internal control over compliance that we consider to be material weaknesses. However, material weaknesses may exist that have not been identified.

This report only describes the scope of our internal control over compliance tests and the results of this testing based on Uniform Guidance requirements. Accordingly, this report is not suitable for any other purpose.

Report on Schedule of Expenditures of Federal Awards Required by the Uniform Guidance

We have also audited the financial statements of the governmental activities, each major fund, and the aggregate remaining fund information of the Northeast Ohio Areawide Coordinating Agency as of and for the year ended June 30, 2021, and the related notes to the financial statements, which collectively comprise NOACA's basic financial statements. We issued our unmodified report thereon dated December 23, 2021, wherein we noted the financial impact of COVID-19 and the continuing emergency measures which may impact subsequent periods of NOACA. We conducted our audit to opine on NOACA's basic financial statements as a whole. The accompanying schedule of expenditures of federal awards presents additional analysis required by the Uniform Guidance and is not a required part of the basic financial statements. The schedule is management's responsibility, and was derived from and relates directly to the underlying accounting and other records management used to prepare the basic financial statements. We subjected this schedule to the auditing procedures we applied to the basic financial statements. We also applied certain additional procedures, including comparing and reconciling this schedule directly to the underlying accounting and other records used to prepare the basic financial statements or to the basic financial statements themselves, and other additional procedures in accordance with auditing standards generally accepted in the United States of America. In our opinion, this schedule is fairly stated, in all material respects, in relation to the basic financial statements taken as a whole.



Keith Faber
Auditor of State
Columbus, Ohio

December 23, 2021

This page intentionally left blank.

**NORTHEAST OHIO AREAWIDE COORDINATING AGENCY
CUYAHOGA COUNTY**

**SCHEDULE OF FINDINGS
2 CFR § 200.515
JUNE 30, 2021**

1. SUMMARY OF AUDITOR'S RESULTS

(d)(1)(i)	Type of Financial Statement Opinion	Unmodified
(d)(1)(ii)	Were there any material weaknesses in internal control reported at the financial statement level (GAGAS)?	No
(d)(1)(ii)	Were there any significant deficiencies in internal control reported at the financial statement level (GAGAS)?	No
(d)(1)(iii)	Was there any reported material noncompliance at the financial statement level (GAGAS)?	No
(d)**(1)(iv)	Were there any material weaknesses in internal control reported for major federal programs?	No
(d)(1)(iv)	Were there any significant deficiencies in internal control reported for major federal programs?	No
(d)(1)(v)	Type of Major Programs' Compliance Opinion	Unmodified
(d)(1)(vi)	Are there any reportable findings under 2 CFR § 200.516(a)?	No
(d)(1)(vii)	Major Program:	AL #20.205: Highway Planning and Construction Cluster
(d)(1)(viii)	Dollar Threshold: Type A/B Programs	Type A: > \$ 750,000 Type B: all others
(d)(1)(ix)	Low Risk Auditee under 2 CFR § 200.520?	No

**2. FINDINGS RELATED TO THE FINANCIAL STATEMENTS
REQUIRED TO BE REPORTED IN ACCORDANCE WITH GAGAS**

None

3. FINDINGS FOR FEDERAL AWARDS

None



2021 NOACA BOARD OF DIRECTORS

- President**
Matt Lundy, Lorain County Commissioner
- First Vice President:**
John R. Hainscheck, Lake County Commissioner
- Second Vice President**
William F. Hudson, Medina County Commissioner
- Secretary**
Armond Budish, Cuyahoga County Executive
- Assistant Secretary**
Kirsten Holzheimer Gail, Mayor, City of Euclid
- Assistant Secretary**
Arnold M. Blackwell, Mayor, City of Maple Heights
- Treasurer:**
Yalane J. McCall, Chief, Communications, Government, and International Affairs, City of Cleveland
- Assistant Treasurer**
Andrew Conrad, P.E., P.S., Medina County Engineer
- Assistant Treasurer**
Frank Whrfield, Mayor, City of Elyria
- Immediate Past Board President**
Timothy C. Lennon, Geauga County Commissioner
-
- Samuel J. Alai, Mayor, City of Broadview Heights
- Larry Antoskiawicz, Mayor, City of North Royalton
- India Birdsong, CEO and General Manager, GCRTA
- Pamela Bobst, Mayor, City of Rocky River
- Jack Bradley, Mayor, City of Lorain
- Jeff Brandon, Montrose Township Trustee
- Michael Dylan Brennan, Mayor, City of University Heights
- Ben Capello, General Manager, Laketran
- Kenneth P. Carnay, Sr., P.E., P.S., Lorain County Engineer
- Mary Cizek, Executive Director, Cuyahoga Planning Commission
- Freddy L. Collier, Jr., Director, City of Cleveland Planning Commission
- Kevin Corcoran, Mayor, City of North Ridgeville
- Timothy J. DeGeeter, Mayor, City of Parma
- Michael W. Devar, MPA, Director of Public Works, Cuyahoga County Department of Public Works
- Kyle Dreyfuss-Welts, Chief Executive Officer, NEORS
- James W. Dvorak, Geauga County Commissioner
- William D. Friedman, President and CEO, Cleveland-Cuyahoga County Port Authority
- Michael D. Gammella, Mayor, City of Brook Park
- Meghan George, Mayor, City of Lakewood
- James R. Gills, P.E., P.S., County Engineer, Lake County
- Deloras Gray, Councilwoman, Ward 5, City of Cleveland
- Blaine A. Griffin, Councilman, Ward 6, City of Cleveland
- Anthony Hairston, Councilman, Ward 10, City of Cleveland
- Dick Heidecker, Columbia Township Trustee
- Michelle Htung, Lorain County Commissioner
- Frank G. Jackson, Mayor, City of Cleveland
- Dale Miller, Cuyahoga County Councilman, District 2
- Susanna Niemann O'Neil, City Manager, City of Cleveland Heights
- Patrick Patton, City Engineer, City of Medina
- John Picuri, P.E., District 12 Deputy Director, ODOT
- John Plecnik, Lake County Commissioner
- David H. Rocha, Mayor, City of Richmond Heights
- Ralph Spidalieri, Geauga County Commissioner
- Matthew L. Spronz, P.E., PMP, Director of Capital Projects, City of Cleveland
- Ron Young, Lake County Commissioner

- Ex Officio Members:**
Kurt Primic, District Chief, Northeast District Office, Ohio Environmental Protection Agency
- Ferzan M. Ahmad, P.E., Executive Director, Ohio Turnpike and Infrastructure Commission

Executive Committee Members
Grace Gallucci, NOACA Executive Director

SUMMARY SCHEDULE OF PRIOR AUDIT FINDINGS
2 CFR 200.511(b)
JUNE 30, 2021

Finding Number	Finding Summary	Status	Additional Information
2020-001	Financial Reporting: Accounts payable was understated by a material amount.	Corrected	Finding is no longer valid

**ANNUAL COMPREHENSIVE FINANCIAL REPORT
FOR THE
FISCAL YEAR ENDED JUNE 30, 2021**



**NORTHEAST OHIO
AREAWIDE COORDINATING AGENCY**

CUYAHOGA COUNTY, OHIO

(This Page Intentionally Left Blank)

**ANNUAL COMPREHENSIVE FINANCIAL REPORT
FOR THE
FISCAL YEAR ENDED JUNE 30, 2021**

Prepared by
Grace Gallucci
Executive Director and Chief Executive Officer

Billie Geyer
Comptroller

Northeast Ohio Areawide Coordinating Agency
1299 Superior Avenue
Cleveland, Ohio 44114

Cuyahoga County, Ohio

(This Page Intentionally Left Blank)



1

INTRODUCTORY SECTION

(This Page Intentionally Left Blank)

Northeast Ohio Areawide Coordinating Agency

Annual Comprehensive Financial Report

For the Fiscal Year Ended June 30, 2021

Table of Contents

	<i>Page</i>
I. Introductory Section	
Table of Contents	i
Letter of Transmittal	iii
List of Principal Officials	x
Board and Committee Structure.....	xi
Functional Organization Chart.....	xii
II. Financial Section	
Independent Auditor’s Report.....	1
Management’s Discussion and Analysis	5
Basic Financial Statements	
Government-wide Financial Statements:	
Statement of Net Position.....	14
Statement of Activities	15
Fund Financial Statements:	
Balance Sheet – Governmental Funds.....	16
Reconciliation of Total Governmental Fund Balances to Net Position of Governmental Activities	18
Statement of Revenues, Expenditures and Changes In Fund Balances – Governmental Funds.....	20
Reconciliation of the Statement of Revenues, Expenditures and Changes in Fund Balances of Governmental Funds to the Statement of Activities	22
Notes to the Basic Financial Statements.....	23
Required Supplementary Information	
Schedule of NOACA’s Proportionate Share of the Net Pension/OPEB Asset/Liability – Ohio Public Employees Retirement System – Traditional Plan – Last Seven Fiscal Years.....	52
Ohio Public Employees Retirement System – OPEB Plan – Last Five Fiscal Years	54
Schedule of NOACA’s Contributions – Ohio Public Employees Retirement System – Last Ten Fiscal Years	56
Notes to the Required Supplementary Information	58

Northeast Ohio Areawide Coordinating Agency

Annual Comprehensive Financial Report

For the Fiscal Year Ended June 30, 2021

Table of Contents (continued)

	Page
Other Supplementary Information	
Schedule of Fringe Benefit Cost Charges, Rate Base and Fringe Benefit Rate Computation	61
Schedule of Indirect Cost Charges, Rate Base and Indirect Cost Rate Computation.....	62
Combining Statements	
Combining Statements – Nonmajor Governmental Funds:	
Fund Descriptions.....	63
Combining Balance Sheet – Nonmajor Special Revenue Funds	64
Combining Statement of Revenues, Expenditures and Changes in Fund Balances – Nonmajor Special Revenue Funds.....	66
III. Statistical Section	
Statistical Section Description	S1
Net Position by Component – Last Ten Fiscal Years.....	S2
Changes in Net Position – Last Ten Fiscal Years	S4
Fund Balances, Governmental Funds – Last Ten Fiscal Years.....	S6
Changes in Fund Balances, Governmental Funds – Last Ten Fiscal Years.....	S8
Principal Revenue Payers – 2021 and 2012	S10
Membership Contributions Collections – Last Ten Fiscal Years	S12
Per Capita Billing Rate – Last Ten Fiscal Years	S14
Ratio of Outstanding Debt to Total Personal Income and Debt per Capita – Last Ten Fiscal Years	S15
Principal Employers – 2021 and 2012.....	S16
Demographic and Economic Statistics – Last Ten Fiscal Years	S17
NOACA Full-Time Equivalent Employees by Division – Last Five Fiscal Years	S18
Capital Assets Statistics – Last Five Fiscal Years.....	S19
Operating Indicators by Division – Last Five Fiscal Years	S20



December 23, 2021

To the Residents of Northeast Ohio and
The Honorable President of the Board and
Members of the Northeast Ohio Areawide Coordinating Agency Board of Directors

Public Reporting Responsibility

We are pleased to present the Annual Comprehensive Financial Report of the Northeast Ohio Areawide Coordinating Agency (“NOACA”) for the fiscal year ended June 30, 2021. This report has been prepared by the Office of the Comptroller according to generally accepted accounting principles applicable to governmental entities and includes basic financial statements that summarize NOACA’s 2021 activities.

Ohio law requires that public offices reporting pursuant to Generally Accepted Accounting Principles (GAAP) shall file their reports with the Auditor of the State and publish notice of the availability of the financial statements within 150 days of the close of each year. The General Purpose External Financial Statements from this report were filed to fulfill that requirement for the year ended June 30, 2021.

Responsibility for the accuracy, completeness, and fairness of the report rests with management of NOACA. NOACA has established a system of internal controls that is designed to protect NOACA’s assets from loss, theft, or misuse and to ensure the reliability of the financial statements and note disclosures. The framework of NOACA’s internal controls is based on the concept of reasonable assurance, which recognizes that the cost of a control should not exceed the expected benefits derived from its implementation.

Ohio law requires independent audits to be performed on all financial operations of NOACA either by the Auditor of State of Ohio or an independent public accounting firm, if permitted by the Auditor of State. The Auditor of State rendered an opinion on NOACA’s financial statements as of June 30, 2021, and the Independent Auditor’s Report on the basic financial statements is located at the front of the financial section of this report.

The Management Discussion and Analysis (MD&A) immediately follows the independent auditor’s report and provides a narrative introduction, overview and analysis to accompany the basic financial statements. The MD&A is included to complement this letter of transmittal and should be read in conjunction with it.

2021 NOACA BOARD OF DIRECTORS

- President**
· Matt Lundy, Lorain County Commissioner
- First Vice President**
· John R. Hamercheck, Lake County Commissioner
- Second Vice President**
· William F. Hutson, Medina County Commissioner
- Secretary**
· Armond Budish, Cuyahoga County Executive
- Assistant Secretary**
· Kirsten Holzheimer Gail, Mayor, City of Euclid
- Assistant Secretary**
· Annette M. Blackwell, Mayor, City of Maple Heights
- Treasurer**
· Valarie J. McCall, Chief, Communications, Government, and International Affairs, City of Cleveland
- Assistant Treasurer**
· Andrew Conrad, P.E., P.S., Medina County Engineer
- Assistant Treasurer**
· Frank Whitfield, Mayor, City of Elyria
- (Immediate Past Board President)**
· Timothy C. Lennon, Geauga County Commissioner

- Samuel J. Alai, Mayor, City of Broadview Heights
Larry Antoskiewicz, Mayor, City of North Royalton
India Birdsong, CEO and General Manager, GCRTA
Pamela Bobst, Mayor, City of Rocky River
Jack Bradley, Mayor, City of Lorain
Jeff Brandon, Montville Township Trustee
Michael Dylan Brennan, Mayor, City of University Heights
Ben Capelle, General Manager, Laketran
Kenneth P. Carmey, Sr., P.E., P.S., Lorain County Engineer
Mary Cierbiej, Executive Director, Cuyahoga Planning Commission
Freddy L. Collier, Jr., Director, City of Cleveland Planning Commission
Kevin Corcoran, Mayor, City of North Ridgeville
Timothy J. DeGeeter, Mayor, City of Parma
Michael W. Dever, MPA, Director of Public Works, Cuyahoga County Department of Public Works
Kyle Dreyfuss-Wells, Chief Executive Officer, NEORS
James W. Dvorak, Geauga County Commissioner
William D. Friedman, President and CEO, Cleveland-Cuyahoga County Port Authority
Michael D. Gammella, Mayor, City of Brook Park
Meghan George, Mayor, City of Lakewood
James R. Gills, P.E., P.S., County Engineer, Lake County
Delores Gray, Councilwoman, Ward 5, City of Cleveland
Blaine A. Griffin, Councilman, Ward 6, City of Cleveland
Anthony Hairston, Councilman, Ward 10, City of Cleveland
Dick Heidecker, Columbia Township Trustee
Michelle Hung, Lorain County Commissioner
Frank G. Jackson, Mayor, City of Cleveland
Dale Miller, Cuyahoga County Councilman, District 2
Susanna Niermann O’Neil, City Manager, City of Cleveland Heights
Patrick Patton, City Engineer, City of Medina
John Picuri, P.E., District 12 Deputy Director, ODOT
John Plecnik, Lake County Commissioner
David H. Roche, Mayor, City of Richmond Heights
Ralph Spidaliere, Geauga County Commissioner
Matthew L. Spronz, P.E., PMP, Director of Capital Projects, City of Cleveland
Ron Young, Lake County Commissioner

Ex Officio Members

- Kurt Prinic, District Chief, Northeast District Office, Ohio Environmental Protection Agency
Ferzan M. Ahmed, P.E., Executive Director, Ohio Turnpike and Infrastructure Commission

Executive Committee Members

- Grace Gallucci, NOACA Executive Director

Reporting Entity

The Northeast Ohio Areawide Coordinating Agency (NOACA) is a comprehensive planning and transportation agency formed to coordinate and review federal and State funded planning activities and proposals in Northeast Ohio. NOACA was created under Ohio Revised Code Section, 307.15(B). Membership of NOACA includes the counties of Cuyahoga, Geauga, Lake, Lorain and Medina; the cities, villages and townships within those counties; and the county-based transit agencies and sewer districts within those counties. The Governing Board comprises representatives, who hold public office, from the various member counties. There are 44 voting representatives on the NOACA Board.

Profile of NOACA

NOACA is a public organization serving the counties of and municipalities and townships within Cuyahoga, Geauga, Lake, Lorain, and Medina (covering an area with 2.1 million people). NOACA is the agency designated or recognized to perform the following functions:

- Serve as the Metropolitan Planning Organization (MPO), with responsibility for comprehensive, cooperative and continuous planning for highways, public transit and bikeways, as defined in the current transportation law;
- Perform continuous water quality, transportation-related air quality and other environmental planning functions;
- Administer the area clearinghouse function, which includes providing local governments with the opportunity to review a wide variety of local or state applications for federal funds;
- Conduct transportation and environmental planning and related demographic, economic and land use research;
- Serve as an information center for transportation, environmental and related planning; and,
- As directed by the Board, provide transportation and environmental planning assistance to the 172 units of local, general purpose governments.

NOACA's Board of Directors is comprised of 46 local public officials, 44 of whom can vote. The Board convenes quarterly to provide a forum for members to present, discuss and develop solutions to local and areawide issues and make recommendations regarding implementation strategies. As the area clearinghouse for the region, the Board makes comments and recommendations on applications for State and federal grants, with the purpose of enhancing the region's social, physical, environmental and land use/transportation fabric.

NOACA's vision is:

NOACA will **STRENGTHEN** regional cohesion, **PRESERVE** existing infrastructure and **BUILD** a sustainable multimodal transportation system to **SUPPORT** economic development and **ENHANCE** quality of life in Northeast Ohio.

Local Economy

The NOACA region is coterminous with the Cleveland-Elyria Metropolitan Statistical Area (MSA), which covers approximately 2,000 square miles and has a population of approximately 2.1 million. The region is the 33rd largest metropolitan area in the country and is the third largest in Ohio, behind Cincinnati and Columbus MSA's. However, the region's gross domestic product per capita is second in the State behind Cincinnati.

The three largest employment sectors in the region are health care, manufacturing, and government, in that order. Manufacturing remains the leader by far in gross domestic product but advancements in automation and robotics have lessened the need for workers to produce the same output. This has led to losses in population and higher unemployment rates than the State and national averages (see the Statistical Section of this report).

2021 Accomplishments

eNEO2050

During the year, NOACA completed its long-range plan, eNEO2050, a 30-year transportation blueprint that was based on in-depth research and analysis and extensive public outreach and participation. The "e" stands for equity, the plan's focus on providing equitable, multi-modal access to jobs, education, medical services and other destinations for all communities within the region. eNEO2050 was approved by the Board of Directors at their June 2021 meeting.

Awards

NOACA received the 2020 Vibrant NEO Champion Award for its Diversity and Inclusion Policy. This policy summarizes NOACA's nondiscrimination policies, including the Environmental Justice Areas Policy, Equal Employment Opportunity Policy, Disadvantaged Communities Policy, Americans with Disabilities Policy and Title VI Complaint Procedures. The policy contains guidelines for project prioritization and reduces or eliminates local match requirements for communities that meet certain criteria.

The Cleveland 2030 District along with the United States Green Building Council awarded NOACA with the Green Building Challenge Award in May 2021. The award is given to organizations that exhibit commitment to environmental stewardship and operational efficiency in the category of transportation.

The Association for Metropolitan Planning Organizations (AMPO) presented to NOACA its national award for Outstanding Overall Achievement for a Transportation Management Area Metropolitan Planning Organization (TMA MPO), the highest recognition that can be earned by an MPO.

Projects Completed

As the MPO for Cuyahoga, Geauga, Lake, Lorain and Medina Counties, NOACA allocated funding for the following projects for local subdivisions during the year:

- Cuyahoga County
 - Redline Greenway Trail, Cleveland Metroparks
 - Towpath Trail, Phases 3 and 4, Cuyahoga County/City of Cleveland
 - Ore Tunnel Extension Project, Port of Cleveland
 - Tower City Bridges, City of Cleveland
 - North Coast Harbor Pedestrian Bridge, City of Cleveland
 - East 55th Street Rehabilitation, City of Cleveland
 - Citywide Signal Upgrade, City of East Cleveland
 - U.S. 42 Pearl Road Rehabilitation and Complete Green Streets, Cities of Strongsville, Middleburg Heights, Parma Heights and Parma

- Geauga County
 - Maple Highlands Trail, Phase II, City of Chardon
- Lake County
 - Vrooman Road Bridge, Leroy Township
 - West Jackson Street Rehabilitation, City of Painesville
 - Tyler Boulevard Rehabilitation, City of Mentor
- Lorain County
 - Center Ridge Road Reconstruction, City of North Ridgeville
 - Broadway Avenue Streetscape, City of Lorain
 - Oberlin-Elyria Road Rehabilitation
 - Cascade Bridge, City of Elyria
- Medina County
 - County Line Road Rehabilitation
 - Leatherman, Hartman and Reimer Roads Rehabilitation

The Net Zero Cool installation at the NOACA headquarters in downtown Cleveland utilized a grant from the Northeast Ohio Regional Sewer District to reclaim the property's storm water runoff. The project involved a retrofit of the rooftop drainage system, a pipe to carry the rainwater to a cistern for watering the new landscaping and green wall and a bio-retention system to filter the water prior to becoming a storm water runoff. The system is designed to use and/or filter 70 percent of the rooftop rainwater.

NOACA and Hyperloop Transportation Technologies (Hyperloop TT) released the Great Lakes Hyperloop Feasibility Study, revealing that a route from Pittsburgh to Cleveland to Chicago would be economically feasible and beneficial and would create thousands of new jobs. The study was reviewed by the public and by academics at universities within the region.

Completion of the Regional Strategic Transit Plan, involved the transit provider in each of the five NOACA counties and focused on how to address declines in ridership in the face of changing land use, employment and travel patterns. The ODOT-funded project recommends how to prioritize transit investments, how to identify gaps in service and how to better connect the region through transit.

Clean Water 2020, Northeast Ohio's 208 water quality management plan, was approved by the Board in September 2020. It focuses on the protection and restoration of water resources in the region through optimizing current infrastructure, minimizing development impacts, supporting watersheds and supporting efforts to manage storm water.

Four Transportation for Livable Communities Implementation (TLCI) projects were completed during the year:

- Valley Parkway Trail Crossing at Broadview Road, Cleveland Metroparks
- Warrensville Intersection Improvements, City of Shaker Heights
- Downtown Revitalization and Connectivity, Phase 4, City of Elyria
- Euclid Avenue and East 260th Street Intersection Improvements, City of Euclid

Policies

Each year, NOACA prepares an Overall Work Program and Budget, which outlines the work products planned for the year and the nature and amounts of funding that support those efforts. The Board of Directors approves the work plan and budget annually as well as any needed budget amendments. State statute does not require NOACA to adopt an annual budget; however, an internal budgeting process is followed. This internal process does not constitute a legally adopted budget as contemplated in the accounting standards.

As a part of the annual budget development process, provisional fringe and indirect rates are calculated. The fringe and indirect rates are charged to the projects and invoiced to the funding agencies for reimbursement, along with the appropriate direct costs. Once the books are closed for the fiscal year, final rates are calculated and adjustments are made to adjust for the surplus or deficiency.

The Budget Manager monitors the budget throughout the year and provides monthly budget to actual reports to project managers. She also meets with those individuals quarterly on the status of their projects and prepares an annual completion report that is reviewed and approved by the Board of Directors. Budget to actual reports for NOACA as a whole are provided to the Board of Directors and the Finance and Audit Committee at their quarterly meetings.

It is the informal policy of NOACA is to maintain reserves equal to two months of payroll expenses and three months of other expenses as a means of:

- Facilitating cash flow, as almost all of NOACA's grants are on a reimbursement basis;
- Taking advantage of new opportunities;
- Ensuring that there is a safety net to protect NOACA from funding cutbacks or delays in reimbursements; and
- Providing funds for capital outlays such as building improvements and office equipment that are depreciated over a period of years.

NOACA's New or Modified Highway Interchange Policy, approved by the Board of Directors in December, requires an evaluation of new or partial interchange projects that considers cost-benefit analysis, regional impacts and equitable access and involves coordination with ODOT and other MPOs. These criteria were used to evaluate proposed interchange projects as part of the eNEO2050 Long Range Plan.

NOACA implemented the Complete and Green Streets Policy, which was approved by the Board of Directors in June 2020. Complete streets accommodate all modes of transportation comfortably and safely. Green streets use natural methods to minimize environmental impacts by retaining, treating and eliminating storm water runoff and planting trees to improve air quality while, at the same time, creating attractive streetscapes.

The Project Maintenance and Monitoring Policy, approved by the Board in December, requires sponsors to establish a maintenance plan for NOACA-funded projects to ensure that assets are maintained properly, thus maximizing the utility of the investment. Selected projects will be reviewed for compliance. Uncorrected deficiencies can result in the payback of federal funds and/or impairment of funding eligibility.

Long Range Financial Plan

NOACA's day to day operations are funded by state and federal operating grants, annual member dues, and foundation grants. As the federally-designated Metropolitan Planning Organization for the region, NOACA's federal transportation funds are provided by federal authorizations, the most recent being Fixing America's Surface Transportation Act (FAST Act). The FAST Act was passed in 2015 for federal fiscal years 2016 through 2020, and has been extended several times. The next authorization, Infrastructure Investment and Jobs Act, increases transportation spending by 34 percent over the FAST Act and is awaiting Congressional approval.

NOACA's long range financial plan is to maximize these and other funding streams to address regional needs and to take advantage of emerging opportunities, such as the CEDS initiative and the EV Charging Station program. New programs are supported by additional grant opportunities and locally-derived revenues, primarily membership contributions, while maintaining a prudent level of reserves.

Initiatives

NOACA has launched an Electric Vehicle (EV) Charging Station program, which will design and construct charging stations in public spaces owned by public partners. NOACA committed \$3 million in its State Fiscal Year 2021-2024 Transportation Improvement Program for this project.

NOACA has begun to develop a Comprehensive Economic Development Strategy (CEDS), a regional planning process for building capacity and guiding economic prospects and resiliency. The CEDS provides a vehicle for individuals, organizations, local governments, universities and private industry to collaborate on what efforts would best serve economic development in the region. NOACA submitted a grant application from the Economic Development Agency within the United States Department of Commerce to pay for one half of the cost of the project.

The NOACA Board of Directors adopted a resolution on racial equity and formed an Equity Subcommittee to advise the Policy Committee on racial and ethnic equity and diversity and inclusion. Also, an Emerging Leaders Advisory Council (ELAC) was created to raise awareness for NOACA's planning work, to offer fresh perspectives on regional issues and to help grow stakeholder connections and public engagement.

Awards and Acknowledgements

The Government Finance Officers Association of the United States and Canada (GFOA) awards a Certificate of Achievement for Excellence in Financial Reporting for annual comprehensive financial reports that meet certain qualifications. In order to be awarded a Certificate of Achievement, a government must publish an easily readable and efficiently organized annual comprehensive financial report. The report must satisfy both generally accepted accounting principles and applicable legal requirements. We believe our current annual comprehensive financial report meets the Certificate of Achievement program's requirements and we are submitting it to GFOA to determine its eligibility for a certificate.

The timely preparation of this report could not have been accomplished without the cooperation and dedicated services of the staff of the Office of the Comptroller and the Auditor of State, the independent auditor. Sincere appreciation is also extended to the staff of the Local Government Services section of the Auditor of State's office for their assistance with helping to ensure that this report conforms with generally accepted accounting principles (GAAP) and the requirements of the Government Finance Officers Association.

Appreciation is also extended to the NOACA officers and Board of Directors for their diligence and support in overseeing the financial operations of NOACA.

Respectfully submitted,

A handwritten signature in blue ink, appearing to read 'Grace Gallucci', with a stylized flourish at the end.

Grace Gallucci
Executive Director and CEO

A handwritten signature in blue ink, appearing to read 'Billie Geyer', with a stylized flourish at the end.

Billie Geyer
Comptroller

2021 NOACA BOARD OF DIRECTORS

BOARD OFFICERS

President: Matt Lundy,
Commissioner, Lorain County

First Vice President: John R. Hamercheck,
Commissioner, Lake County

Second Vice President: William F. Hutson,
Commissioner, Medina County

Secretary: Armond Budish,
County Executive, Cuyahoga County

Assistant Secretary: Kirsten Holzheimer Gail,
Mayor, City of Euclid

Assistant Secretary: Annette M. Blackwell,
Mayor, City of Maple Heights

Treasurer: Valarie J. McCall, Chief of Communications,
Government & International Affairs, City of Cleveland

Assistant Treasurer: Andrew Conrad, P.E., P.S.,
Medina County Engineer

Assistant Treasurer: Frank Whitfield,
Mayor, City of Elyria

Immediate Past President: Timothy C. Lennon,
Commissioner, Geauga County

BOARD MEMBERS

CUYAHOGA COUNTY

Samuel J. Alai,
Mayor, City of Broadview Heights

Larry Antoskiewicz,
Mayor, City of North Royalton

Annette M. Blackwell,
Mayor, City of Maple Heights

Pamela Bobst,
Mayor, City of Rocky River

Michael Dylan Brennan,
Mayor, City of University Heights

Armond Budish,
County Executive

Mary Cierebiej,
Executive Director, Cuyahoga County
Planning Commission

Timothy J. DeGeeter,
Mayor, City of Parma

Michael W. Dever, MPA
Public Works Director

Kirsten Holzheimer Gail,
Mayor, City of Euclid

Michael D. Gammella,
Mayor, City of Brook Park

Meghan George,
Mayor, City of Lakewood

Dale Miller,
County Councilman

Susanna Niermann O'Neil,
City Manager, City of Cleveland Heights

David H. Roche,
Mayor, City of Richmond Heights

CITY OF CLEVELAND

Delores Gray,
City Councilwoman

NOACA DIRECTORS

Grace Gallucci,
CEO & Executive Director

Billie Geyer,
Comptroller

Randy Lane,
Director of Programming

Freddy L. Collier, Jr.,
Director, City Planning Commission

Blaine A. Griffin,
City Councilman

Anthony Hairston,
City Councilman

Frank G. Jackson,
Mayor

Valarie J. McCall,
Chief of Communications, Government &
International Affairs

Matthew L. Spronz, P.E., PMP,
Capital Projects Director

GEAUGA COUNTY

James W. Dvorak,
County Commissioner

Timothy C. Lennon,
County Commissioner

Ralph Spidalieri,
County Commissioner

LAKE COUNTY

Ben Capelle,
General Manager, Laketran

James R. Gills, P.E., P.S.,
County Engineer

John R. Hamercheck,
County Commissioner

John Plecnik
County Commissioner

Ron Young
County Commissioner

LORAIN COUNTY

Jack Bradley, Mayor, City of Lorain

Kenneth P. Carney, Sr., P.E., P.S.,
County Engineer

Ali Makarachi, Ph.D,
Director of Transportation Planning &
Engineering

Joseph MacDonald, Ph.D,
Director of Strategic & Environmental
Planning

Susanna Merlone, EMBA,
Director of Administrative Services

Kevin Corcoran,
Mayor, City of North Ridgeville

Dick Heidecker,
Trustee, Columbia Township

Michelle Hung
County Commissioner

Matt Lundy,
County Commissioner

Frank Whitfield
Mayor, City of Elyria

MEDINA COUNTY

Jeff Brandon,
Trustee, Montville Township

Andrew H. Conrad, P.E., P.S.
County Engineer

William F. Hutson,
County Commissioner

Patrick Patton, City Engineer
City of Medina

REGIONAL AND STATE

Greater Cleveland Regional Transit Authority
(GCRTA)
India Birdsong, CEO & General Manager

Northeast Ohio Regional Sewer
District (NEORSDD)
Kyle Dreyfuss-Wells, Chief Executive Officer

Cleveland-Cuyahoga County Port Authority
William D. Friedman, President & CEO

Ohio Department of Transportation (ODOT)
John Picuri, P.E., Deputy Director, District 12

EX OFFICIO MEMBERS

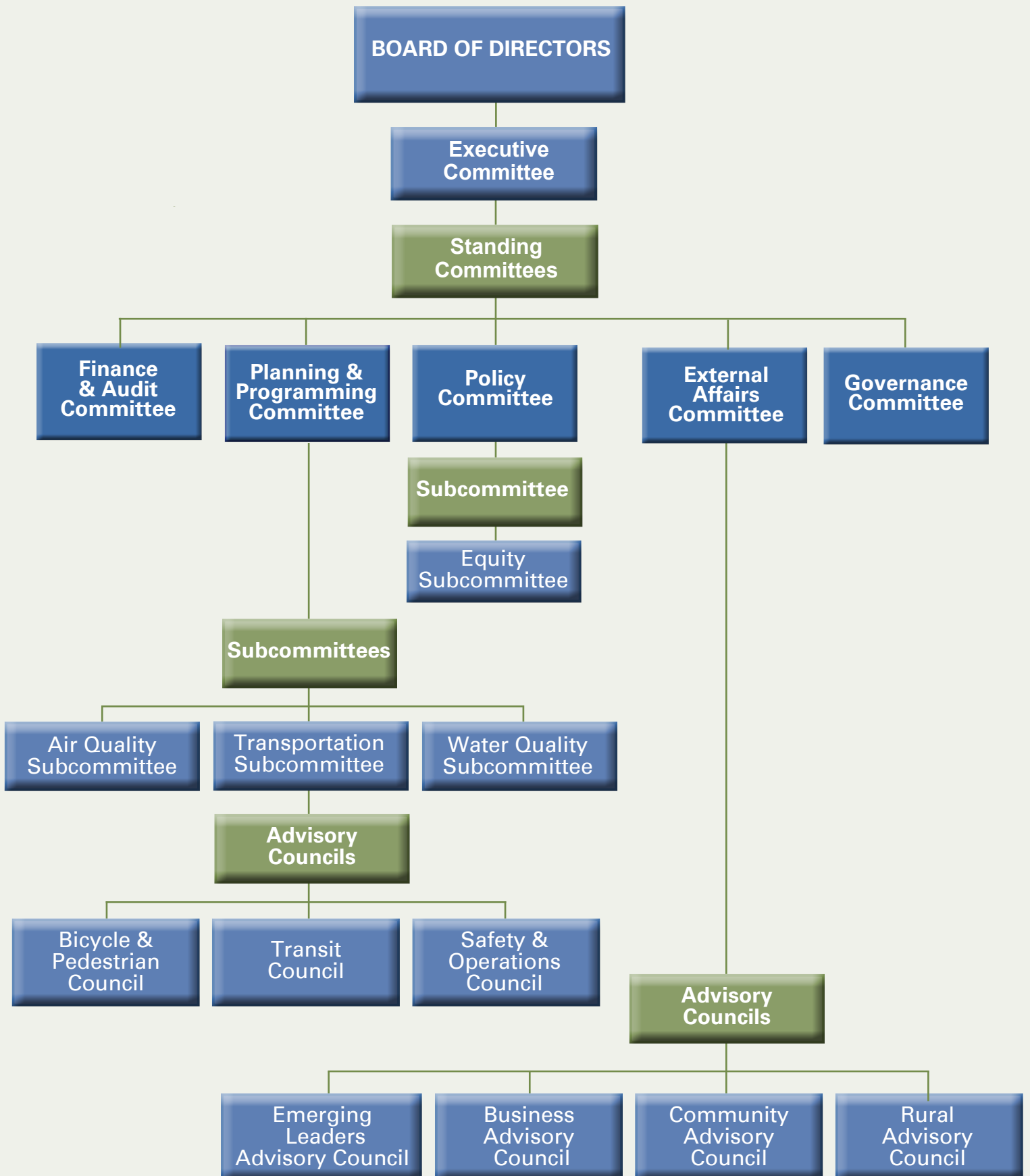
Ferzan M. Ahmed, P.E.
Executive Director, Ohio Turnpike and
Infrastructure Commission

Kurt Princic, Chief, Northeast District Office,
Ohio Environmental Protection Agency (OEPA)

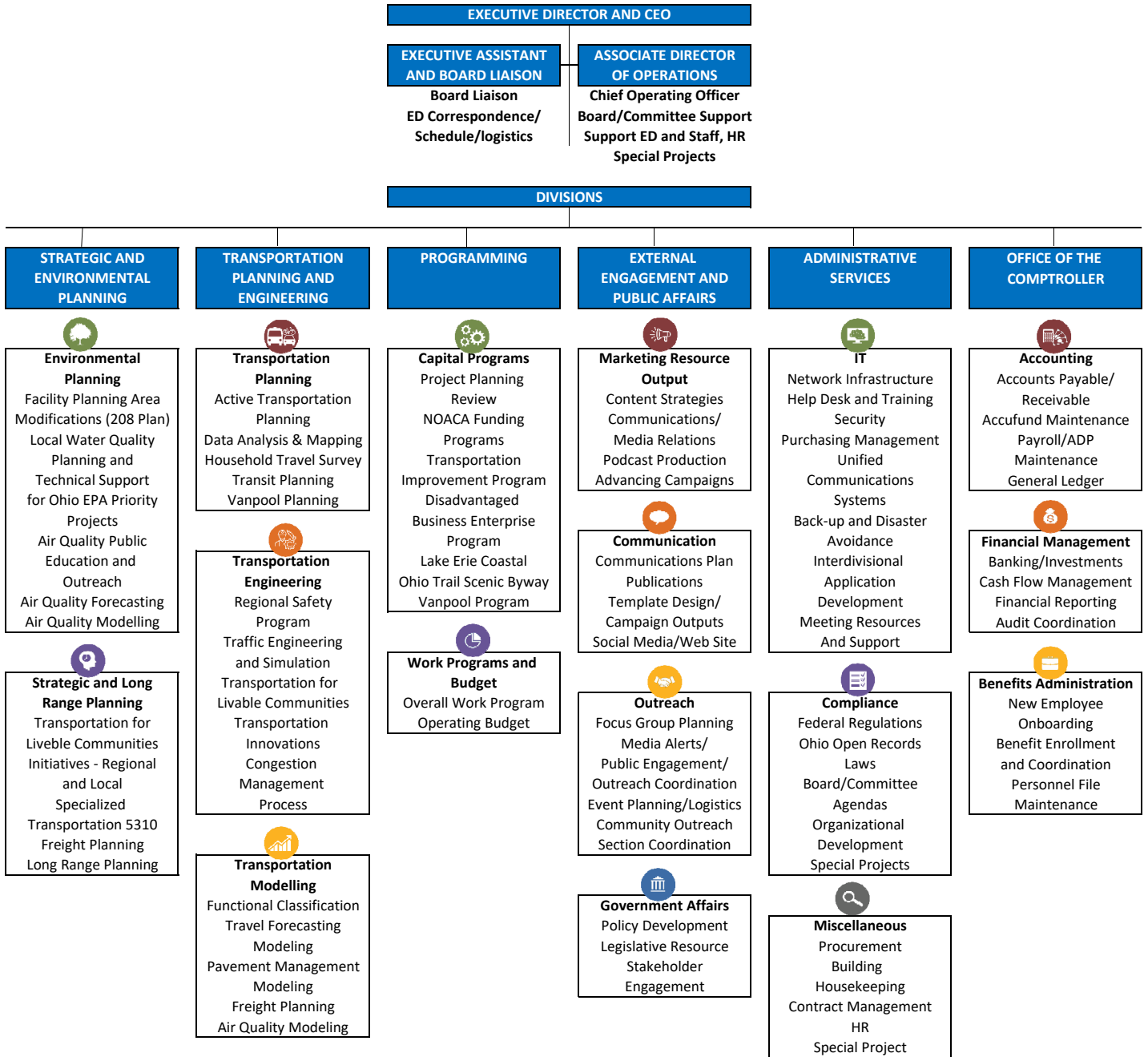
Danielle Render
Director of External Engagement &
Public Affairs

Kathy Sari,
Associate Director of Operations &
Chief Operating Officer

NOACA Board and Committee Structure



**NOACA
FUNCTIONAL ORGANIZATION CHART
AS OF JUNE 30, 2021**



2

FINANCIAL SECTION



Source: Data compiled by Goldman Sachs Research.

Exhibit 1.6 System cash flows mainly driven by non-retail System deposits and change over reference period (April 2010 to April 2011)

	Last	1Q	3m	6m
EBN			724	73
Households	717	726	(6)	(1)
Change	EBN	1.1%	0.9%	-1.9%
			301	21

(This Page Intentionally Left Blank)

OHIO AUDITOR OF STATE KEITH FABER



88 East Broad Street
Columbus, Ohio 43215
ContactUs@ohioauditor.gov
(800) 282-0370

INDEPENDENT AUDITOR'S REPORT

Northeast Ohio Areawide Coordinating Agency
Cuyahoga County
1299 Superior Avenue
Cleveland, Ohio 44114

To the Board of Directors:

Report on the Financial Statements

We have audited the accompanying financial statements of the governmental activities, each major fund, and the aggregate remaining fund information of the Northeast Ohio Areawide Coordinating Agency, Cuyahoga County, Ohio (NOACA), as of and for the year ended June 30, 2021, and the related notes to the financial statements, which collectively comprise NOACA's basic financial statements as listed in the table of contents.

Management's Responsibility for the Financial Statements

Management is responsible for preparing and fairly presenting these financial statements in accordance with accounting principles generally accepted in the United States of America; this includes designing, implementing, and maintaining internal control relevant to preparing and fairly presenting financial statements that are free from material misstatement, whether due to fraud or error.

Auditor's Responsibility

Our responsibility is to opine on these financial statements based on our audit. We audited in accordance with auditing standards generally accepted in the United States of America and the financial audit standards in the Comptroller General of the United States' *Government Auditing Standards*. Those standards require us to plan and perform the audit to reasonably assure the financial statements are free from material misstatement.

An audit requires obtaining evidence about financial statement amounts and disclosures. The procedures selected depend on our judgment, including assessing the risks of material financial statement misstatement, whether due to fraud or error. In assessing those risks, we consider internal control relevant to NOACA's preparation and fair presentation of the financial statements in order to design audit procedures that are appropriate in the circumstances, but not to the extent needed to opine on the effectiveness of NOACA's internal control. Accordingly, we express no such opinion. An audit also includes evaluating the appropriateness of management's accounting policies and the reasonableness of their significant accounting estimates, as well as our evaluation of the overall financial statement presentation.

We believe the audit evidence we obtained is sufficient and appropriate to support our audit opinions.

Opinion

In our opinion, the financial statements referred to above present fairly, in all material respects, the respective financial position of the governmental activities, each major fund, and the aggregate remaining fund information of the Northeast Ohio Areawide Coordinating Agency, Cuyahoga County, Ohio, as of June 30, 2021, and the respective changes in financial position thereof for the year then ended in accordance with the accounting principles generally accepted in the United States of America.

Emphasis of Matters

As discussed in Note 14 to the financial statements, the financial impact of COVID-19 and the continuing emergency measures may impact subsequent periods of NOACA. We did not modify our opinion regarding this matter.

Other Matters

Required Supplementary Information

Accounting principles generally accepted in the United States of America require this presentation to include *management's discussion and analysis*, and schedules of net pension and other post-employment benefit liabilities and pension and other post-employment benefit contributions listed in the table of contents, to supplement the basic financial statements. Although this information is not part of the basic financial statements, the Governmental Accounting Standards Board considers it essential for placing the basic financial statements in an appropriate operational, economic, or historical context. We applied certain limited procedures to the required supplementary information in accordance with auditing standards generally accepted in the United States of America, consisting of inquiries of management about the methods of preparing the information and comparing the information for consistency with management's responses to our inquiries, to the basic financial statements, and other knowledge we obtained during our audit of the basic financial statements. We do not opine or provide any assurance on the information because the limited procedures do not provide us with sufficient evidence to opine or provide any other assurance.

Supplementary and Other Information

Our audit was conducted to opine on NOACA's basic financial statements taken as a whole.

The Schedules of Fringe Benefit Cost Charges, Rate Base and Fringe Benefit Rate Computation and Indirect Cost Charges, Rate Base and Indirect Cost Rate Computation, the introductory section, the financial section's combining statements, individual fund statements and schedules, and the statistical section present additional analysis and are not a required part of the basic financial statements.

These statements and schedules are management's responsibility, and derive from and relate directly to the underlying accounting and other records used to prepare the basic financial statements. We subjected this information to the auditing procedures we applied to the basic financial statements. We also applied certain additional procedures, including comparing and reconciling this information directly to the underlying accounting and other records used to prepare the basic financial statements or to the basic financial statements themselves in accordance with auditing standards generally accepted in the United States of America. In our opinion, this information is fairly stated in all material respects in relation to the basic financial statements taken as a whole.

We did not subject the introductory section and statistical section information to the auditing procedures applied in the audit of the basic financial statements and, accordingly, we express no opinion or any other assurance on them.

Other Reporting Required by Government Auditing Standards

In accordance with *Government Auditing Standards*, we will also issue our report dated December 23, 2021, on our consideration of NOACA's internal control over financial reporting and our tests of its compliance with certain provisions of laws, regulations, contracts and grant agreements and other matters. That report describes the scope of our internal control testing over financial reporting and compliance, and the results of that testing, and does not opine on internal control over financial reporting or on compliance. That report is an integral part of an audit performed in accordance with *Government Auditing Standards* in considering NOACA's internal control over financial reporting and compliance.



Keith Faber
Auditor of State
Columbus, Ohio

December 23, 2021

(This Page Intentionally Left Blank)

Northeast Ohio Areawide Coordinating Agency

*Management's Discussion and Analysis
For the Fiscal Year Ended June 30, 2021
Unaudited*

The management's discussion and analysis of the Northeast Ohio Areawide Coordinating Agency's (NOACA) financial performance provides an overall review of NOACA's financial activities for the fiscal year ended June 30, 2021. The intent of this management's discussion and analysis is to look at NOACA's financial performance as a whole. Readers should also review the transmittal letter, the basic financial statements and the notes to the basic financial statements to enhance their understanding of NOACA's financial performance.

Financial Highlights

Key financial highlights for fiscal year 2021 are as follows:

- The most significant change in the Statement of Net Position is related to the accounting for net pension/OPEB asset/liabilities. Due to changes in retiree health care benefits and increases in investment returns, NOACA's net position increased by \$3.3 million from the prior fiscal year.
- Operating grants and contributions program revenues are significantly lower than the previous year due in large part to the COVID-19 pandemic. Abnormal traffic patterns impeded the usual work on the Signal Timing Optimization Program (STOP) and supply chain issues delayed vehicle purchases funded with Federal Transit Administration (FTA) grants.
- Capital assets increased due to several capital improvement projects that were completed during the fiscal year. These projects include the replacement of the rooftop heating, ventilation and air conditioning unit as well as several components of the green infrastructure project and the Net Zero Cool project.
- The General Fund's fund balance at the close of the fiscal year remains around \$1.6 million, or more than double the current year's expenditures. The fund balance remains consistent with the prior year levels.

Using This Annual Financial Report

This annual report consists of a series of financial statements and notes to those statements. These statements are prepared and organized so the reader can understand the Northeast Ohio Areawide Coordinating Agency as a financial whole or as an entire operating entity. The statements provide a detailed look at the NOACA's specific financial activities.

The Statement of Net Position and Statement of Activities provide information about the activities of NOACA as a whole, presenting both an aggregate view of NOACA's finances and a longer-term view of those finances. Fund financial statements provide the next level of detail. For governmental funds, these statements tell how services were financed in the short term as well as what dollars remain for future spending. The fund financial statements also look at NOACA's most significant funds with all other nonmajor funds presented in total in one column.

Northeast Ohio Areawide Coordinating Agency

*Management's Discussion and Analysis
For the Fiscal Year Ended June 30, 2021
Unaudited*

Reporting the Northeast Ohio Areawide Coordinating Agency as a Whole

Statement of Net Position and the Statement of Activities

While this document contains information about the funds used by NOACA to provide services to our citizens, the view of NOACA as a whole considers all financial transactions and asks the question, "How did we do financially during fiscal year 2021?" The Statement of Net Position and the Statement of Activities answer this question. These statements include all assets and liabilities using the accrual basis of accounting similar to the accounting method used by the private sector. This basis of accounting takes into account all of the current year's revenues and expenses regardless of when the cash is received or paid.

These two statements report NOACA's net position and the changes in net position. The change in net position is important because it tells the reader whether, for NOACA as a whole, the financial position of NOACA has improved or diminished. However, in evaluating the overall position of NOACA, non-financial information such as changes in NOACA's revenue base and the condition of NOACA's capital assets also need to be evaluated.

The Statement of Net Position and the Statement of Activities are divided into the following categories:

- Assets
- Deferred Outflows of Resources
- Liabilities
- Deferred Inflows of Resources
- Net position (Assets plus Deferred Outflows of Resources minus Liabilities and Deferred Inflows of Resources)
- Program Expenses and Revenues
- General Revenues
- Net Position Beginning of Year and Year's End

Reporting the Northeast Ohio Areawide Coordinating's Most Significant Funds

Fund Financial Statements

A fund is a grouping of related accounts that is used to maintain control over resources that have been segregated for specific activities or objectives. The Northeast Ohio Areawide Coordinating Agency uses fund accounting to ensure and demonstrate compliance with finance-related legal requirements. All of NOACA's funds can be classified as governmental funds. Fund financial statements provide detailed information about NOACA's major funds. NOACA has established funds that account for the multitude of services provided to the region. However, these fund financial statements focus on NOACA's most significant funds. In the case of the Northeast Ohio Areawide Coordinating Agency, the major funds are the general fund and the Ohio Consolidated Planning Grant (OCPG), FTA 5310 (Enhanced Mobility of Seniors and Individuals with Disabilities) and Transportation for Livable Communities Initiative (TLCI) special revenue funds.

Northeast Ohio Areawide Coordinating Agency

*Management's Discussion and Analysis
For the Fiscal Year Ended June 30, 2021
Unaudited*

Governmental Funds Governmental funds are used to account for essentially the same functions reported as governmental activities in the government-wide financial statements. However, unlike the government-wide financial statements, governmental fund financial statements focus on near-term inflows and outflows of spendable resources, as well as on balances of spendable resources available at the end of the fiscal year. All NOACA activities are reported in the governmental funds focusing on how money flows into and out of those funds and the balances left at year end available for spending in future periods. Our funds are reported using an accounting method called modified accrual accounting which measures cash and all other financial assets that are expected to be readily converted to cash. The governmental fund statements provide a detailed short-term view of NOACA's general operations and the basic services it provides. Governmental fund information helps one determine whether there are more or fewer financial resources that can be spent in the near future on services provided to our region. Because the focus of governmental funds is narrower than that of the government-wide financial statements, it is useful to compare the information presented for governmental funds with similar information presented for governmental activities in the government-wide financial statements. By doing so, readers may better understand the long-term impact of NOACA's near-term financing decisions. Both the governmental fund balance sheet and the governmental fund statement of revenues, expenditures, and changes in fund balances provide a reconciliation to facilitate this comparison between governmental funds and governmental activities.

The Northeast Ohio Areawide Coordinating Agency as a Whole

Recall that the Statement of Net Position pictures NOACA as a whole. Table 1 provides a summary of NOACA's net position for 2021 compared to 2020.

Table 1
Net Position

	Governmental Activities		
	2021	2020	Change
Assets			
Current and Other Assets	\$1,986,155	\$1,963,701	\$22,454
Noncurrent Assets:			
Net OPEB Asset	419,652	0	419,652
Capital Assets, Net	1,410,273	970,396	439,877
<i>Total Assets</i>	<u>3,816,080</u>	<u>2,934,097</u>	<u>881,983</u>
Deferred Outflows of Resources			
Pension	365,238	490,494	(125,256)
OPEB	312,151	489,463	(177,312)
<i>Total Deferred Outflows of Resources</i>	<u>\$677,389</u>	<u>\$979,957</u>	<u>(\$302,568)</u>

Northeast Ohio Areawide Coordinating Agency

Management's Discussion and Analysis

For the Fiscal Year Ended June 30, 2021

Unaudited

Table 1 (continued)

Net Position

	Governmental Activities		
	2021	2020	Change
Liabilities			
Current Liabilities	\$367,584	\$339,059	(\$28,525)
Long-Term Liabilities			
Due Within One Year	126,464	339,098	212,634
Due in More Than One Year			
Net Pension Liability	3,670,711	4,712,336	1,041,625
Net OPEB Liability	0	3,082,834	3,082,834
Other Amounts	582,217	379,619	(202,598)
<i>Total Liabilities</i>	<u>4,746,976</u>	<u>8,852,946</u>	<u>4,105,970</u>
Deferred Inflows of Resources			
Pension	1,609,692	1,082,392	(527,300)
OPEB	1,294,327	478,953	(815,374)
<i>Total Deferred Inflows of Resources</i>	<u>2,904,019</u>	<u>1,561,345</u>	<u>(1,342,674)</u>
Net Position			
Investment in Capital Assets	1,410,273	970,396	439,877
Unrestricted (Deficit)	(4,567,799)	(7,470,633)	2,902,834
<i>Total Net Position</i>	<u>(\$3,157,526)</u>	<u>(\$6,500,237)</u>	<u>\$3,342,711</u>

The net pension liability (NPL) is the largest single liability reported by NOACA at June 30, 2021. GASB notes that pension and OPEB obligations (asset), whether funded or unfunded, are part of the “employment exchange” – that is, the employee is trading his or her labor in exchange for wages, benefits, and the promise of a future pension and other postemployment benefits. GASB noted that the unfunded portion of this promise is a present obligation of the government, part of a bargained-for benefit to the employee, and should accordingly be reported by the government as a liability since they received the benefit of the exchange. However, NOACA is not responsible for certain key factors affecting the balance of these liabilities. In Ohio, the employee shares the obligation of funding pension benefits with the employer. Both employer and employee contribution rates are capped by State statute. A change in these caps requires action of both Houses of the General Assembly and approval of the Governor. Benefit provisions are also determined by State statute. The Ohio Revised Code permits, but does not require the retirement systems to provide healthcare to eligible benefit recipients. The retirement systems may allocate a portion of the employer contributions to provide for these OPEB benefits.

Most long-term liabilities have set repayment schedules or, in the case of compensated absences (i.e. sick and vacation leave), are satisfied through paid time-off or termination payments. There is no repayment schedule for the net pension liability or the net OPEB liability. As explained above, changes in benefits, contribution rates, and return on investments affect the balance of these liabilities, but are outside the control of the local government. In the event that contributions, investment returns, and other changes are insufficient to keep up with required payments, State statute does not assign/identify the responsible party for the unfunded portion. Due to the unique nature of how the net pension liability and the net OPEB liability are satisfied, these liabilities are separately identified within the long-term liability section of the statement of net position.

Northeast Ohio Areawide Coordinating Agency

*Management's Discussion and Analysis
For the Fiscal Year Ended June 30, 2021
Unaudited*

As noted earlier, net position may serve over time as a useful indicator of a government's financial position. In the case of the Northeast Ohio Areawide Coordinating Agency, liabilities and deferred inflows of resources exceeded assets and deferred outflows of resources at fiscal year-end 2021. Current and other assets remained relatively consistent with the prior year as NOACA continues to find revenue sources and keep expenditures in check. The increase in capital assets from fiscal year 2020 is attributable to the completion of several projects during the fiscal year. These projects include the replacement of the rooftop heating, ventilation and air conditioning unit as well as several components of the green infrastructure project and the Net Zero Cool project. By comparing assets and liabilities, one can see the overall position of NOACA is largely affected by the net pension liability. Total liabilities decreased due to decreases in the net pension/OPEB liabilities.

Table 2 shows the changes in net position for the fiscal years ended June 30, 2021 and 2020.

Table 2
Change in Net Position

	Governmental Activities		
	2021	2020	Change
Revenues			
<i>Program Revenues</i>			
Charges for Services	\$88,074	\$82,639	\$5,435
Operating Grants and Contributions	5,887,618	6,662,005	(774,387)
Total Program Revenues	<u>5,975,692</u>	<u>6,744,644</u>	<u>(768,952)</u>
<i>General Revenues</i>			
Membership Contributions	944,747	944,747	0
Investment Earnings	2,235	16,320	(14,085)
Total General Revenues	<u>946,982</u>	<u>961,067</u>	<u>(14,085)</u>
Total Revenues	<u>6,922,674</u>	<u>7,705,711</u>	<u>(783,037)</u>
Program Expenses			
General Government	(951,829)	425,254	1,377,083
Transportation Planning	4,081,451	6,685,325	2,603,874
Air Quality Planning	207,518	560,499	352,981
Water Quality Planning	242,823	432,738	189,915
Total Program Expenses	<u>3,579,963</u>	<u>8,103,816</u>	<u>4,523,853</u>
Change in Net Position	3,342,711	(398,105)	3,740,816
Net Position Beginning of Year	<u>(6,500,237)</u>	<u>(6,102,132)</u>	<u>(398,105)</u>
Net Position End of Year	<u><u>(\$3,157,526)</u></u>	<u><u>(\$6,500,237)</u></u>	<u><u>\$3,342,711</u></u>

The majority of revenue supporting all governmental activities is operating grants and contributions. The most significant portion of operating grants and contributions are intergovernmental revenues. NOACA also received some charges for services and general revenues, which consisted of membership contributions and investment earnings. The decrease in revenues from the prior fiscal year is due in large part to the COVID-19 pandemic as unusual traffic patterns affected the STOP program and supply chain issues delayed vehicle deliveries.

Northeast Ohio Areawide Coordinating Agency
Management's Discussion and Analysis
For the Fiscal Year Ended June 30, 2021
Unaudited

Analysis of Overall Financial Positions and Results of Operations

In Table 3 below, the total cost of services column contains all costs related to the programs and the net cost of services column shows how much of the total amount is not covered by program revenues. The net costs are program costs that must be covered by general revenues (primarily membership contributions).

Table 3
Governmental Activities

Programs	Total Cost of Services 2021	Total Cost of Services 2020	Net Cost of Services 2021	Net Cost of Services 2020
General Government	(\$951,829)	\$425,254	\$1,039,903	(\$342,615)
Transportation Planning	4,081,451	6,685,325	1,393,931	(689,313)
Air Quality Planning	207,518	560,499	78,061	(21,678)
Water Quality Planning	242,823	432,738	(116,166)	(305,566)
Total Expenses	<u>\$3,579,963</u>	<u>\$8,103,816</u>	<u>\$2,395,729</u>	<u>(\$1,359,172)</u>

The difference in the total cost and net cost of services represents charges for services and intergovernmental revenues. The dependence upon program revenues is apparent.

Governmental Activities

Several revenue sources fund our governmental activities with the operating grants being the largest contributor. General revenues from membership fees are also a major source of revenue.

The majority of NOACA's program expenses are for transportation planning. The decrease in transportation planning expenses was due mainly to the COVID-19 pandemic as unusual traffic patterns affected the STOP program and supply chain issues delayed vehicle deliveries. The remaining program expenses represent water and air quality planning. The changes in benefit terms related to other postemployment benefits also contributed to the decrease in expenses. This change in benefit terms resulted in the negative expense reported in general government.

NOACA's Funds

Information about NOACA's governmental funds begins with the balance sheet. These funds are accounted for using the modified accrual basis of accounting. All governmental funds had total revenue of \$6,922,674 and expenditures of \$6,928,745. NOACA's major funds are the general fund and the Ohio Consolidated Planning Grant (OCPG), FTA 5310 and Transportation for Livable Communities Initiative (TLCI) special revenue funds. The general fund balance remained relatively consistent with the prior year. The OCPG, FTA 5310 and TLCI special revenue funds had no change in fund balance from the prior year.

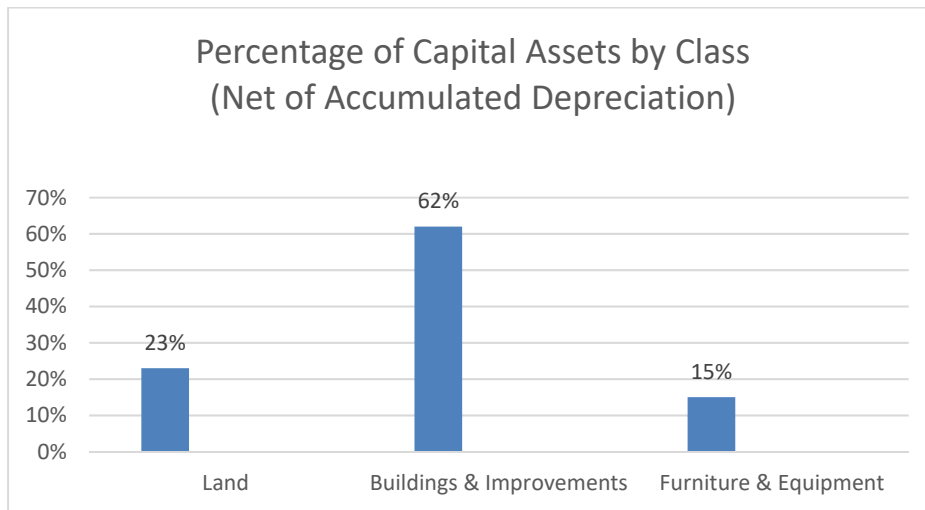
Northeast Ohio Areawide Coordinating Agency
Management's Discussion and Analysis
For the Fiscal Year Ended June 30, 2021
Unaudited

Capital Assets and Long-Term Obligations

Capital Assets

For fiscal year 2021, capital asset additions consisted of several capital improvement projects that were completed during the fiscal year. These projects include the replacement of the rooftop heating, ventilation and air conditioning unit as well as several components of the green infrastructure project and the Net Zero Cool project.. The current year additions were offset by the current year deletions and depreciation. See Note 6 for additional information on capital assets.

The following graph shows the breakdown (by percent) of the individual classes for capital assets.



Long-Term Obligations

As of June 30, 2021, the Northeast Ohio Areawide Coordinating Agency had outstanding balances in compensated absences as well as reporting the net pension/OPEB asset/liability. Compensated absences payable decreased slightly due to lower leave balances being carried at year end. The net pension/OPEB liabilities decreased due to various factors affecting the pension retirement system. See Note 9 for additional information on NOACA's long-term obligations.

Current Financial Related Activities

NOACA's financial position is strong as evidenced by the ratio of the General Fund's fund balance to current year expenditures of 2.6. New initiatives are supported by additional grant opportunities as well as locally derived membership contributions while maintaining the fund balance threshold.

NOACA relies heavily on federal and State grants to fund its planning and coordinating activities. Transportation grants, particularly the Consolidated Planning Grant, are the largest source of operating funds for NOACA. The Highway Trust Fund, primarily motor fuel taxes, supports these programs in accordance with federal transportation program authorizations. Congress passed the last federal transportation authorization, Fixing America's Surface Transportation Act (FAST Act), in 2015 for federal fiscal years 2016 through 2020. In October 2020, Congress passed a continuing resolution to extend the FAST Act through federal fiscal year 2021. It has been extended again to October 31, 2021. In the meantime, the Senate has passed the Infrastructure

Northeast Ohio Areawide Coordinating Agency

*Management's Discussion and Analysis
For the Fiscal Year Ended June 30, 2021
Unaudited*

Investment and Jobs Act (Infrastructure Act), which increases highway funding for the next five years by 34 percent over the levels provided by the FAST Act. The Infrastructure Act is awaiting approval in the House of Representatives, where related legislation is being negotiated.

Contacting NOACA's Financial Management

This financial report is designed to provide our members, grantors, citizens and creditors with a general overview of NOACA's finances and demonstrates NOACA's accountability for all money it receives, spends, and invests. Please direct any questions about this report or financial information inquiries to the Comptroller, Northeast Ohio Areawide Coordinating Agency, 1299 Superior Avenue, Cleveland, Ohio 44114.

Basic Financial Statements

Northeast Ohio Areawide Coordinating Agency

Statement of Net Position

June 30, 2021

	<u>Governmental Activities</u>
Assets	
Equity in Pooled Cash and Cash Equivalents	\$1,655,143
Accounts Receivable	4,927
Intergovernmental Receivable	326,085
Net OPEB Asset (See Note 8)	419,652
Nondepreciable Capital Assets	322,500
Depreciable Capital Assets, Net	<u>1,087,773</u>
<i>Total Assets</i>	<u>3,816,080</u>
Deferred Outflows of Resources	
Pension	365,238
OPEB	<u>312,151</u>
<i>Total Deferred Outflows of Resources</i>	<u>677,389</u>
Liabilities	
Accounts Payable	169,137
Accrued Wages	124,881
Matured Compensated Absences Payable	44,307
Unearned Revenue	29,259
Long-Term Liabilities:	
Due Within One Year	126,464
Due In More Than One Year	
Net Pension Liability (See Note 7)	3,670,711
Other Amounts	<u>582,217</u>
<i>Total Liabilities</i>	<u>4,746,976</u>
Deferred Inflows of Resources	
Pension	1,609,692
OPEB	<u>1,294,327</u>
<i>Total Deferred Inflows of Resources</i>	<u>2,904,019</u>
Net Position	
Investment in Capital Assets	1,410,273
Unrestricted (Deficit)	<u>(4,567,799)</u>
<i>Total Net Position</i>	<u><u>(\$3,157,526)</u></u>

See accompanying notes to the basic financial statements

Northeast Ohio Areawide Coordinating Agency

Statement of Activities

For the Fiscal Year Ended June 30, 2021

	<u>Program Revenues</u>			<u>Net (Expense) Revenue and Changes in Net Position</u>
	<u>Expenses</u>	<u>Charges for Services</u>	<u>Operating Grants and Contributions</u>	<u>Governmental Activities</u>
Governmental Activities				
General Government	(\$951,829)	\$88,074	\$0	\$1,039,903
Transportation Planning	4,081,451	0	5,475,382	1,393,931
Air Quality Planning	207,518	0	285,579	78,061
Water Quality Planning	242,823	0	126,657	(116,166)
<i>Total Governmental Activities</i>	<u>\$3,579,963</u>	<u>\$88,074</u>	<u>\$5,887,618</u>	<u>2,395,729</u>
		General Revenues		
		Membership Contributions		944,747
		Investment Earnings		2,235
		<i>Total General Revenues</i>		<u>946,982</u>
		Change in Net Position		3,342,711
		<i>Net Position Beginning of Year</i>		<u>(6,500,237)</u>
		<i>Net Position End of Year</i>		<u>(\$3,157,526)</u>

See accompanying notes to the basic financial statements

Northeast Ohio Areawide Coordinating Agency

Balance Sheet

Governmental Funds

June 30, 2021

	<u>General</u>	<u>Ohio Consolidated Planning Grant</u>	<u>FTA 5310</u>
Assets			
Equity in Pooled Cash and			
Cash Equivalents	\$1,625,884	\$0	\$0
Accounts Receivable	4,927	0	0
Intergovernmental Receivable	0	173,539	2,962
Interfund Receivable	225,434	0	0
<i>Total Assets</i>	<u>\$1,856,245</u>	<u>\$173,539</u>	<u>\$2,962</u>
Liabilities			
Accounts Payable	\$68,486	\$5,505	\$0
Accrued Wages	124,881	0	0
Interfund Payable	0	168,034	2,962
Matured Compensated Absences Payable	44,307	0	0
Unearned Revenue	0	0	0
<i>Total Liabilities</i>	<u>237,674</u>	<u>173,539</u>	<u>2,962</u>
Fund Balance			
Unassigned	<u>1,618,571</u>	<u>0</u>	<u>0</u>
<i>Total Liabilities, Deferred Inflows of Resources and Fund Balances</i>	<u>\$1,856,245</u>	<u>\$173,539</u>	<u>\$2,962</u>

See accompanying notes to the basic financial statements

Transportation for Livable Communities Initiative	Other Governmental Funds	Total Governmental Funds
\$0	\$29,259	\$1,655,143
0	0	4,927
93,990	55,594	326,085
1,156	0	226,590
<u>\$95,146</u>	<u>\$84,853</u>	<u>\$2,212,745</u>
\$95,146	\$0	\$169,137
0	0	124,881
0	55,594	226,590
0	0	44,307
0	29,259	29,259
<u>95,146</u>	<u>84,853</u>	<u>594,174</u>
<u>0</u>	<u>0</u>	<u>1,618,571</u>
<u>\$95,146</u>	<u>\$84,853</u>	<u>\$2,212,745</u>

Northeast Ohio Areawide Coordinating Agency
*Reconciliation of Total Governmental Fund Balances to
 Net Position of Governmental Activities
 June 30, 2021*

Total Governmental Fund Balances \$1,618,571

***Amounts reported for governmental activities in the
 statement of net position are different because***

Capital assets used in governmental activities are not financial resources and therefore are not reported in the funds. 1,410,273

The net OPEB asset and net pension liability are not due and payable in the current period; therefore, the liability and related deferred inflows/outflows are not reported in governmental funds:

Deferred Outflows - Pension	365,238
Net Pension Liability	(3,670,711)
Deferred Inflows - Pension	(1,609,692)
Net OPEB Asset	419,652
Deferred Outflows - OPEB	312,151
Deferred Inflows - OPEB	<u>(1,294,327)</u>

Total (5,477,689)

Long-term liabilities, such as compensated absences, are not due and payable in the current period and therefore are not reported in the funds. (708,681)

Net Position of Governmental Activities (\$3,157,526)

See accompanying notes to the basic financial statements

(This Page Intentionally Left Blank)

Northeast Ohio Areawide Coordinating Agency
Statement of Revenues, Expenditures and Changes in Fund Balances
Governmental Funds
For the Fiscal Year Ended June 30, 2021

	General	Ohio Consolidated Planning Grant	FTA 5310
Revenues			
Charges for Services	\$88,074	\$0	\$0
Membership Contributions	516,726	428,021	0
Intergovernmental	0	3,852,183	732,432
Interest	2,235	0	0
Donations	0	0	0
<i>Total Revenues</i>	<u>607,035</u>	<u>4,280,204</u>	<u>732,432</u>
Expenditures			
Current:			
General Government	367,572	0	0
Transportation Planning	0	4,280,204	732,432
Air Quality Planning	0	0	0
Water Quality Planning	245,534	0	0
<i>Total Expenditures</i>	<u>613,106</u>	<u>4,280,204</u>	<u>732,432</u>
<i>Net Change in Fund Balance</i>	(6,071)	0	0
<i>Fund Balance Beginning of Year</i>	<u>1,624,642</u>	<u>0</u>	<u>0</u>
<i>Fund Balance End of Year</i>	<u><u>\$1,618,571</u></u>	<u><u>\$0</u></u>	<u><u>\$0</u></u>

See accompanying notes to the basic financial statements

Transportation for Livable Communities Initiative	Other Governmental Funds	Total Governmental Funds
\$0	\$0	\$88,074
0	0	944,747
547,992	460,546	5,593,153
0	0	2,235
0	294,465	294,465
547,992	755,011	6,922,674
0	185,000	552,572
547,992	157,775	5,718,403
0	285,579	285,579
0	126,657	372,191
547,992	755,011	6,928,745
0	0	(6,071)
0	0	1,624,642
\$0	\$0	\$1,618,571

Northeast Ohio Areawide Coordinating Agency
*Reconciliation of the Statement of Revenues, Expenditures and Changes
in Fund Balances of Governmental Funds to the Statement of Activities
For the Fiscal Year Ended June 30, 2021*

Net Change in Fund Balances - Total Governmental Funds (\$6,071)

Amounts reported for governmental activities in the statement of activities are different because

Governmental funds report capital outlays as expenditures. However, in the statement of activities, the cost of those assets is allocated over their estimated useful lives as depreciation expense. This is the amount by which capital outlay exceeded depreciation in the current period:

Capital Outlay	527,950	
Depreciation	(88,073)	
Total		439,877

Contractually required contributions are reported as expenditures in governmental funds however, the statement of net position reports these amounts as deferred outflows:

Pension	484,692	
OPEB	3,058	
Total		487,750

Except for amounts reported as deferred inflows/outflows, changes in the net pension/OPEB asset/liabilities are reported as pension/OPEB expense in the statement of activities:

Pension	(95,623)	
OPEB	2,506,742	
Total		2,411,119

Some expenses, such as compensated absences, do not require the use of current financial resources and therefore are not reported as expenditures in the governmental funds. 10,036

Change in Net Position of Governmental Activities \$3,342,711

See accompanying notes to the basic financial statements

Northeast Ohio Areawide Coordinating Agency

Notes to the Basic Financial Statements

For the Year Ended June 30, 2021

Note 1 – Description of NOACA and Reporting Entity

The Northeast Ohio Areawide Coordinating Agency (NOACA) is a comprehensive planning and transportation agency formed to coordinate and review federal and state funded planning activities and proposals in northeast Ohio. NOACA was created under Ohio Revised Code Section, 307.15(B). Membership of NOACA includes the counties of Cuyahoga, Geauga, Lake, Lorain and Medina, the City of Cleveland, other cities, villages, and townships within those counties, and the transit agencies and sewer districts within those counties. The Governing Board comprises of representatives, who hold public office, from the various member counties. There are 44 voting representatives on the NOACA Board.

In evaluating how to define NOACA for financial reporting purposes, management has considered all agencies, departments and organizations making up the District and its potential component units consistent with Governmental Accounting Standards Board Statement No. 14, "The Financial Reporting Entity" and Governmental Accounting Standard Board (GASB) Statement No. 61, "The Financial Reporting Entity: Omnibus."

Component units are legally separate organizations for which NOACA is financially accountable. NOACA is financially accountable for an organization if NOACA appoints a voting majority of the organization's governing board and (1) NOACA is able to significantly influence the programs or services performed or provided by the organization; or (2) NOACA is legally entitled to or can otherwise access the organization's resources; NOACA is legally obligated or has otherwise assumed the responsibility to finance the deficits of, or provide financial support to, the organization; or NOACA is obligated for the debt of the organization. Component units may also include organizations that are fiscally dependent on NOACA in that NOACA approves the budget, the issuance of debt or the levying of taxes. NOACA has no component units.

Note 2 - Summary of Significant Accounting Policies

The financial statements of the Northeast Ohio Areawide Coordinating Agency have been prepared in conformity with generally accepted accounting principles (GAAP) as applied to local governmental units. The Governmental Accounting Standards Board (GASB) is the accepted standard-setting body for establishing governmental accounting and financial principles. The most significant of NOACA's accounting policies are described below.

Basis of Presentation

NOACA's basic financial statements consist of government-wide statements, including a statement of net position and a statement of activities, and fund financial statements, which provide a more detailed level of financial information.

Government-wide Financial Statements The statement of net position and the statement of activities display information about NOACA as a whole. These statements usually distinguish between those activities of NOACA that are governmental and those that are considered business-type. However, NOACA has only governmental activities; therefore no business-type activities are presented.

Northeast Ohio Areawide Coordinating Agency

Notes to the Basic Financial Statements

For the Year Ended June 30, 2021

The statement of net position presents the financial condition of the governmental activities of NOACA at year-end. The statement of activities presents a comparison between direct expenses and program revenues for each program or function of NOACA's governmental activities. Direct expenses are those that are specifically associated with a service, program or department and are therefore clearly identifiable to a particular function. Program revenues include charges paid by the recipient of the goods or services offered by the program, grants and contributions that are restricted to meeting the operational or capital requirements of a particular program and interest earned on grants that is required to be used to support a particular program. Revenues which are not classified as program revenues are presented as general revenues of NOACA, with certain limited exceptions. The comparison of direct expenses with program revenues identifies the extent to which each governmental program is self-financing or draws from the general revenues of NOACA.

Fund Financial Statements During the year, NOACA segregates transactions related to certain NOACA functions or activities in separate funds in order to aid financial management and to demonstrate legal compliance. Fund financial statements are designed to present financial information of NOACA at this more detailed level. The focus of governmental fund financial statements is on major funds. Each major fund is presented in a separate column. Nonmajor funds are aggregated and presented in a single column.

Fund Accounting

NOACA uses funds to maintain its financial records during the year. A fund is defined as a fiscal and accounting entity with a self-balancing set of accounts. NOACA's funds are all classified as governmental.

Governmental Funds Governmental funds are those through which most governmental functions are financed. Governmental fund reporting focuses on the sources, uses and balances of current financial resources. Expendable assets are assigned to the various governmental funds according to the purposes for which they may or must be used. Current liabilities are assigned to the fund from which they will be paid. The difference between governmental fund assets and liabilities is reported as fund balance. The following are NOACA's major governmental funds:

General Fund The general fund accounts for and reports all financial resources except those required to be accounted for and reported in another fund. The general fund balance is available to NOACA for any purpose provided it is expended or transferred according to the general laws of Ohio.

Ohio Consolidated Planning Grant Fund To account for and report Federal Highway Administration and Ohio Department of Transportation grant monies that are legally restricted to transportation planning activities and cannot be used for capital projects.

FTA 5310 Fund To account for and report restricted grant monies that support the Enhanced Mobility of Seniors and Individuals with Disabilities Program.

Transportation for Livable Communities Initiative Fund To account for and report restricted proceeds of federal grants that support planning for projects that improve multimodal transportation and community livability.

Northeast Ohio Areawide Coordinating Agency

Notes to the Basic Financial Statements

For the Year Ended June 30, 2021

The other governmental funds of NOACA account for other resources whose use is restricted, committed or assigned to a particular purpose.

Measurement Focus

Government-wide Financial Statements The government-wide financial statements are prepared using a flow of economic resources measurement focus. All assets and deferred outflows of resources and all liabilities and deferred inflows of resources associated with the operation of NOACA are included on the statement of net position. The statement of activities presents increases (e.g. revenues) and decreases (e.g. expenses) in total net position.

Fund Financial Statements All governmental funds are accounted for using a flow of current financial resources measurement focus. With this measurement focus, only current assets and deferred outflows of resources and current liabilities and deferred inflows of resources generally are included on the balance sheet. The statement of revenues, expenditures and changes in fund balances reports on the sources (i.e., revenues and other financing sources) and uses (i.e., expenditures and other financing uses) of current financial resources. This approach differs from the manner in which the governmental activities of the government-wide financial statements are prepared. Governmental fund financial statements therefore include reconciliations with brief explanations to better identify the relationship between the government-wide statements and the statements for governmental funds.

Basis of Accounting

Basis of accounting determines when transactions are recorded in the financial records and reported on the financial statements. Government-wide financial statements are prepared using the accrual basis of accounting. Governmental funds use the modified accrual basis of accounting. Differences in the accrual and modified accrual basis of accounting arise in the recognition of revenue, the recording of deferred outflows/inflows of resources and in the presentation of expenses versus expenditures.

Revenues - Exchange and Nonexchange Transactions Revenue resulting from exchange transactions, in which each party gives and receives essentially equal value, is recorded on the accrual basis when the exchange takes place. On a modified accrual basis, revenue is recorded in the year in which the resources are measurable and become available. Available means that the resources will be collected within the current year or are expected to be collected soon enough thereafter to be used to pay liabilities of the current year. For NOACA, available means expected to be received within sixty days of year-end.

Nonexchange transactions, in which NOACA receives value without directly giving equal value in return, include grants, entitlements and donations. Revenue from grants, entitlements and donations is recognized in the year in which all eligibility requirements have been satisfied. Eligibility requirements include timing requirements, which specify the year when the resources are required to be used or the year when use is first permitted, matching requirements, in which NOACA must provide local resources to be used for a specified purpose, and expenditure requirements, in which the resources are provided to NOACA on a reimbursement basis. On the modified accrual basis, revenue from nonexchange transactions must also be available before it can be recognized.

Under the modified accrual basis, federal and state grants and subsidies are considered to be both measurable and available at year-end.

Northeast Ohio Areawide Coordinating Agency

Notes to the Basic Financial Statements

For the Year Ended June 30, 2021

Deferred Outflows/Inflows of Resources In addition to assets, the statements of financial position will sometimes report a separate section for deferred outflows of resources. Deferred outflows of resources, represents a consumption of net position that applies to a future period and will not be recognized as an outflow of resources (expense/expenditure) until then. For NOACA, deferred outflows of resources are reported on the government-wide statement of net position for pension and OPEB. The deferred outflows of resources related to pension and OPEB are explained in Notes 7 and 8.

In addition to liabilities, the statements of financial position report a separate section for deferred inflows of resources. Deferred inflows of resources represent an acquisition of net position that applies to a future period and will not be recognized until that time. For NOACA, deferred inflows of resources include pension and OPEB. Deferred inflows of resources related to pension and OPEB are reported on the government-wide statement of net position. (See Notes 7 and 8)

Expenses/Expenditures On the accrual basis of accounting, expenses are recognized at the time they are incurred.

The measurement focus of governmental fund accounting is on decreases in net financial resources (expenditures) rather than expenses. Expenditures are generally recognized in the accounting period in which the related fund liability is incurred, if measurable. Allocations of cost, such as depreciation and amortization, are not recognized in governmental funds.

Pensions/Other Postemployment Benefits (OPEB)

For purposes of measuring the net pension/OPEB asset/liability, deferred outflows of resources, and deferred inflows of resources related to pensions/OPEB, and pension/OPEB expense, information about the fiduciary net position of the pension/OPEB plans and additions to/deductions from their fiduciary net position have been determined on the same basis as they are reported by the pension/OPEB plan. For this purpose, benefit payments (including refunds of employee contributions) are recognized when due and payable in accordance with the benefit terms. The pension/OPEB systems report investments at fair value.

Cash and Cash Equivalents

To improve cash management, cash received by NOACA is deposited into one bank account. Monies for all funds are maintained in this account or temporarily used to purchase short-term investments. Individual fund integrity is maintained through NOACA's records. Interest in the pool is presented as "equity in pooled cash and cash equivalents."

During fiscal year 2021, investments were limited to STAR Ohio and the Government Insured Deposit Program, formerly known as STAR Plus.

STAR Ohio (the State Treasury Asset Reserve of Ohio), is an investment pool managed by the State Treasurer's Office which allows governments within the State to pool their funds for investment purposes. STAR Ohio is not registered with the SEC as an investment company, but has adopted Governmental Accounting Standards Board (GASB), Statement No. 79, *Certain External Investment Pools and Pool Participants*. NOACA measures their investment in STAR Ohio at the net asset value (NAV) per share provided by STAR Ohio. The NAV per share is calculated on an amortized cost basis that provides an NAV per share that approximates fair value.

Northeast Ohio Areawide Coordinating Agency

Notes to the Basic Financial Statements

For the Year Ended June 30, 2021

For fiscal year 2021, there were no limitations or restrictions on any participant withdrawals due to redemption notice periods, liquidity fees, or redemption gates. However, twenty-four hours advance notice is appreciated for deposits and withdrawals of \$100 million or more. STAR Ohio reserves the right to limit the transactions to \$250 million per day, requiring the excess amount to be transacted the following business day(s), but only to the \$250 million limit. All accounts of the participant will be combined for these purposes.

Investment procedures are restricted by the provisions of the Ohio Revised Code. Interest revenue credited to the general fund during fiscal year 2021 amounted to \$2,235, which includes \$40 assigned from other funds.

Investments with original maturities of three months or less at the time they are purchased and investments of the cash management pool are presented on the financial statements as cash equivalents.

Capital Assets

All capital assets of NOACA are general capital assets. General capital assets are capital assets which are associated with and generally arise from governmental activities. They generally result from expenditures in the governmental funds. General capital assets are reported in the governmental activities column of the government-wide statement of net position but are not reported in the fund financial statements.

All capital assets are capitalized at cost (or estimated historical cost) and updated for additions and retirements during the year. NOACA was able to estimate the historical cost for the initial reporting of assets by backtrending (i.e., estimating the current replacement cost of the asset to be capitalized and using an appropriate price-level index to deflate the cost to the acquisition year or estimated acquisition year).

Donated capital assets are recorded at their acquisition values as of the date received. NOACA maintains a capitalization threshold of two thousand dollars with the exception of land as land was listed regardless of cost. NOACA does not possess any infrastructure. Improvements are capitalized; the costs of normal maintenance and repairs that do not add to the value of the asset or materially extend an asset's life are not.

All capital assets are depreciated except for land. Improvements are depreciated over the remaining useful lives of the related capital assets. Depreciation is computed using the straight-line method over the following useful lives:

<u>Description</u>	<u>Governmental Activities Estimated Lives</u>
Buildings and Improvements	20 Years
Furniture and Equipment	5-10 Years

Northeast Ohio Areawide Coordinating Agency

Notes to the Basic Financial Statements

For the Year Ended June 30, 2021

Compensated Absences

Vacation benefits are accrued as a liability as the benefits are earned if the employees' rights to receive compensation are attributable to services already rendered. It is probable that NOACA will compensate the employees for the benefits through paid time off or some other means. NOACA records a liability for all accumulated unused vacation time when earned for all employees.

Sick leave benefits are accrued as a liability using the vesting method. The liability includes amounts accumulated by those employees who are currently eligible to receive termination benefits and those NOACA has identified as probable of receiving payment in the future. The amount is based on accumulated sick leave and employees' wage rates at year end, taking into consideration any limits specified in NOACA's termination policy. NOACA records a liability for accumulated unused sick leave for all employees payable in accordance with NOACA's termination policy.

Accrued Liabilities and Long-Term Obligations

All payables, accrued liabilities and long-term obligations are reported in the government-wide financial statements.

In general, governmental fund payables and accrued liabilities that, once incurred, are paid in a timely manner and in full from current financial resources, are reported as obligations of the funds. However, compensated absences that will be paid from governmental funds are reported as a liability in the fund financial statements only to the extent that they are due for payment during the current year. Net pension/OPEB liability should be recognized in the governmental funds to the extent that benefit payments are due and payable and the pension/OPEB plan's fiduciary net position is not sufficient for payment of those benefits.

Fund Balance

Fund balance is divided into five classifications based primarily on the extent to which NOACA is bound to observe constraints imposed upon the use of the resources in the governmental funds. The classifications are as follows:

Nonspendable: The nonspendable fund balance category includes amounts that cannot be spent because they are not in spendable form, or legally or contractually required to be maintained intact. The "not in spendable form" criterion includes items that are not expected to be converted to cash.

Restricted: Fund balance is reported as restricted when constraints placed on the use of resources are either externally imposed by creditors (such as through debt covenants), grantors, contributors, or laws or regulations of other governments or is imposed by law through constitutional provisions.

Committed: The committed fund balance classification includes amounts that can be used only for the specific purposes imposed by formal action (ordinance or resolution, as both are equally binding) of the NOACA Board of Directors. Those committed amounts cannot be used for any other purpose unless the Board of Directors removes or changes the specified use by taking the same type of action (ordinance or resolution, as both are equally binding) it employed to previously commit those amounts. In contrast to fund balance that is restricted by enabling legislation, the committed fund balance classification may be redeployed for other purposes with appropriate due process. Constraints imposed on the

Northeast Ohio Areawide Coordinating Agency

Notes to the Basic Financial Statements

For the Year Ended June 30, 2021

use of committed amounts are imposed by the Board of Directors, separate from the authorization to raise the underlying revenue; therefore, compliance with these constraints is not considered to be legally enforceable. Committed fund balance also incorporates contractual obligations to the extent that existing resources in the fund have been specifically committed for use in satisfying those contractual requirements.

Assigned: Amounts in the assigned fund balance classification are intended to be used by NOACA for specific purposes but do not meet the criteria to be classified as restricted or committed. In governmental funds other than the general fund, assigned fund balance represents the remaining amount that is not restricted or committed. These amounts are assigned by the Board of Directors. In the general fund, assigned amounts represent intended uses established by NOACA Board or a NOACA official delegated that authority by NOACA resolution or by State statute.

Unassigned: Unassigned fund balance is the residual classification for the general fund and includes all spendable amounts not contained in the other classifications. In other governmental funds, the unassigned classification is used only to report a deficit balance.

NOACA applies restricted resources first when expenditures are incurred for purposes for which either restricted or unrestricted (committed, assigned, and unassigned) amounts are available. Similarly, within unrestricted fund balance, committed amounts are reduced first followed by assigned, and then unassigned amounts when expenditures are incurred for purposes for which amounts in any of the unrestricted fund balance classifications could be used.

Net Position

Net position represents the difference between all other elements in a statement of financial position. Net investment in capital assets consists of capital assets, net of accumulated depreciation, reduced by the outstanding balances of any borrowings used for the acquisition, construction or improvement of those assets. Net position is reported as restricted when there are limitations imposed on their use through external restrictions imposed by creditors, grantors or laws or regulations of other governments.

NOACA applies restricted resources first when an expense is incurred for purposes for which both restricted and unrestricted net position are available.

Interfund Balances

On the fund financial statements, outstanding interfund loans and unpaid amounts for interfund services are reported as "interfund receivables/payables". Interfund loans which do not represent available expendable resources are classified as nonspendable fund balance. Interfund balance amounts are eliminated in the statement of net position, except for any net residual amounts due between governmental and business-type activities, which are presented as internal balances.

Budgetary Process

NOACA is not subject to Ohio Revised Code budgetary requirements and therefore is not legally required to adopt an annual budget. However, for internal purposes, at the March or June Board meeting each year, management submits an estimate of operating expenses for the next fiscal year for Board approval. In addition, a fiscal year budget by project is submitted to the Ohio Department of Transportation as a basis for NOACA's overall work program. These documents do not constitute a legally adopted budget as contemplated in the accounting standards; therefore, no budgetary statements/schedules are presented in the accompanying financial statements.

Northeast Ohio Areawide Coordinating Agency

Notes to the Basic Financial Statements

For the Year Ended June 30, 2021

Unearned Revenue

Unearned revenue arises when assets are recognized before revenue recognition criteria have been satisfied. NOACA recognizes unearned revenue for intergovernmental revenue from grants and donations received before the eligibility requirements are met.

Local Contributions

Member units of government are assessed membership contributions to generate local operating funds and provide the local matching requirements of federal and State grants. A local matching contribution is required for certain federal and State grants. The amount of each matching contribution depends on the federal or State contribution. Membership contributions are assessed in July for the current fiscal year and are accounted for at the time they are invoiced. The assessment is based on the relationship of population in each area as a percentage of the total population NOACA serves. These membership contributions are considered nonexchange transactions that are not specifically identified to a program.

Indirect Costs

To facilitate equitable distribution of common purpose costs benefiting more than one indirect cost objective, NOACA negotiated an agency-wide indirect cost allocation plan with its oversight federal agency, the Federal Highway Administration, through the Ohio Department of Transportation (ODOT). Rates are based on a percentage of direct wages and applicable fringe benefits to include sick time, holiday pay, vacation pay, personal days and employer portion of retirement, workers' compensation insurance, hospitalization and unemployment insurance. NOACA has adopted the provisional method of calculating the fringe benefit and indirect cost rate.

Rates are calculated based on the Overall Work Program and Budget. Once approved, the provisional rates are billed for the contract period. At the end of the fiscal year, an actual rate is calculated and the difference between the estimated and actual cost for the period covered by the rate is identified to the specific contracts. Any variance is either billed as an additional cost or refunded to the granting agency. No carry forward provision is permitted to adjust future rates for the variance.

Estimates

The preparation of the financial statements in conformity with generally accepted accounting principles requires management to make estimates and assumptions that affect the amounts reported in the financial statements and accompanying notes. Actual results may differ from those estimates.

Northeast Ohio Areawide Coordinating Agency

Notes to the Basic Financial Statements

For the Year Ended June 30, 2021

Note 3 - Deposits and Investments

State statutes classify public deposits held by NOACA into two categories.

Active deposits are public deposits necessary to meet current demands on the treasury. Such monies must be maintained either as cash in the NOACA treasury, in commercial accounts payable or withdrawable on demand, including negotiable order of withdrawal (NOW) accounts, or in money market deposit accounts.

Interim deposits are those monies, which are not needed for immediate use, but which will be needed before the end of the current period of designation of depositories. Interim deposits must be evidenced by time certificates of deposit maturing not more than one year from the date of deposit or by savings or deposit accounts including passbook accounts.

Protection of NOACA's deposits is provided by the Federal Deposit Insurance Corporation (FDIC) and by eligible securities pledged by the financial institution as security for repayment.

NOACA's investment policy allows for short-term funds to be invested in the following instruments:

1. Negotiable Order of Withdrawal (NOW) accounts in federally-insured financial institutions and collateralized at 105 percent of the deposited amount;
2. No load money market mutual funds consisting exclusively of obligations described in division B(1) or (2) of Ohio Revised Code (ORC) Section 135.14 and repurchase agreements secured by such obligations;
3. Certificates of deposit in eligible institutions per ORC Section 135.08;
4. Repurchase agreements (not to exceed 30 days) per ORC Section 135.14(e);
5. STAR Ohio (local government investment pool);
6. Commercial paper, rated in the highest category by two nationally recognized rating agencies and with maturities not to exceed 270 days, with a maximum total of 40 percent of the portfolio and a 5 percent single issuer limitation;
7. Bankers' acceptances maturing in 270 days or less, provided that the total amount invested in bankers' acceptances meet the specifications set forth in ORC Section 135.143; and
8. Debt instruments, other than commercial paper, rated in the three highest categories by two nationally recognized standard rating services and issued by entities organized under the laws of the United States or a state, or issued by foreign nations diplomatically recognized by the United States government as described in ORC Section 135.143.

Long-term funds can be invested in the following instruments:

1. Direct obligations of the United States Treasury, its agencies, instrumentalities and Government Sponsored Enterprise (GSE's);

Northeast Ohio Areawide Coordinating Agency

Notes to the Basic Financial Statements

For the Year Ended June 30, 2021

2. Certificates of deposit in eligible institutions per ORC Section 135.08;
3. STAR Ohio (local investment pool);
4. Negotiable Order of Withdrawal (NOW) accounts in federally-insured financial institutions and collateral at 105 percent of the deposited amount;
5. Municipal debt bonds and other obligations of political subdivisions of Ohio, rated in the three highest rating classifications and a maximum of 20 percent of the portfolio;
6. Bonds, notes and other obligations of any state or political subdivision thereof rated in the three highest categories by at least one nationally recognized rating service and purchases through a registered broker or dealer, provided NOACA is not the sole purchaser of the bonds, notes or other obligations at original issuance; and
7. Certificates of deposit exempt from pledging requirements per ORC Section 135.144 (CDARS).

Investments in stripped principal or interest obligations, reverse repurchase agreements and derivatives are prohibited. The issuance of taxable notes for the purpose of arbitrage, the use of leverage and short selling are also prohibited. An investment must mature within five years from the date of purchase unless matched to a specific obligation or debt of NOACA, and must be purchased with the expectation that it will be held to maturity.

Investments may only be made through specified dealers and institutions. Payment for investments may be made only upon delivery of the securities representing the investments to the Comptroller or, if the securities are not represented by certificate, upon receipt of confirmation of transfer from the custodian.

Deposits

Custodial Credit Risk Custodial credit risk for deposits is the risk that in the event of bank failure, NOACA will not be able to recover deposits or collateral securities that are in possession of an outside party. At June 30, 2021, the carrying amount of NOACA's bank deposits was \$488,511, \$250,000 of which was insured by the FDIC. In addition, Government Insured Deposit Program accounts, which are 100 percent FDIC-insured, totaled \$990,341.

NOACA has no deposit policy for custodial risk beyond the requirements of State statute. Ohio law requires that deposits be either insured or be protected by eligible securities pledged to and deposited either with NOACA or a qualified trustee by the financial institution as security for repayment, or by a collateral pool of eligible securities deposited with a qualified trustee and pledged to secure the repayment of all public monies deposited in the financial institution whose market value at all times shall be at least one hundred five percent of the deposits being secured.

Investments

As of June 30, 2021, NOACA had STAR Ohio as an investment. STAR Ohio is being held with an amount of \$176,291, which is measured at net asset value per share. The average maturity is 54.4 days.

Northeast Ohio Areawide Coordinating Agency

Notes to the Basic Financial Statements

For the Year Ended June 30, 2021

Interest Rate Risk arises because potential purchases of debt securities will not agree to pay face value for those securities if interest rates subsequently increase. NOACA's investment policy generally requires that operating funds be invested primarily in short-term investments maturing within 5 years from the date of purchase, unless the investment was matched to a specific expenditure. A specific investment purchase must be weighed in proportion to the remainder of the existing investment portfolio and the "prudent investor" rule to attempt to limit such risk.

Credit Risk Ohio law requires that STAR Ohio maintain the highest rating provided by at least one nationally recognized standard rating service. NOACA has no investment policy that addresses credit risk.

Concentration of Credit Risk NOACA may invest in any investment that is not specifically guaranteed by the federal government or considered a money market mutual fund up to fifty percent of total available investable cash at the end of each month during the fiscal year. NOACA will disclose investments in non-federal government securities or money market mutual funds if exceeding five percent by issuer of total cash and investments.

Note 4 - Receivables

Receivables at June 30, 2021 consisted of accounts, intergovernmental grants and interfund. All receivables are considered collectible in full and are expected to be received within one year.

A summary of principal items of intergovernmental receivables follows:

	<u>Amount</u>
Ohio Department of Transportation	\$298,831
Ohio Environmental Protection Agency	24,292
Federal Transit Administration	<u>2,962</u>
Total	<u>\$326,085</u>

Note 5 - Risk Management

NOACA is exposed to various risks of loss related to theft, damage to, and destruction of assets, errors and omissions, injuries to employees and natural disasters. During fiscal year 2021, NOACA contracted with Cincinnati Insurance Company of America for property insurance. Greenwich Insurance Company provides Public Officials Liability and Employment Practices Liability coverage with a \$1,000,000 aggregate limit. Hiscox Insurance Company, Inc. provides the Public Employee Dishonesty coverage with a \$500,000 limit per loss. Lloyds of London provides the cyber liability coverage with \$1,000,000 per claim.

Settled claims have not exceeded coverage for the past five years. There have been no significant reductions in insurance coverage from the prior year.

NOACA pays the Bureau of Worker's Compensation a premium based on a rate per \$100 of salaries. This rate is calculated based on accident history and administrative costs.

Northeast Ohio Areawide Coordinating Agency

Notes to the Basic Financial Statements

For the Year Ended June 30, 2021

Note 6 - Capital Assets

Capital asset activity for the fiscal year ended June 30, 2021, was as follows:

	Balance 6/30/20	Additions	Reductions	Balance 6/30/21
Governmental activities:				
Capital assets, not being depreciated				
Land	\$322,500	\$0	\$0	\$322,500
Construction in progress	50,825	0	(50,825)	0
Total capital assets not being depreciated	<u>373,325</u>	<u>0</u>	<u>(50,825)</u>	<u>322,500</u>
Capital assets, being depreciated				
Buildings and Improvements	3,843,055	524,989	0	4,368,044
Furniture and Equipment	1,266,577	53,786	0	1,320,363
Total capital assets being depreciated	<u>5,109,632</u>	<u>578,775</u>	<u>0</u>	<u>5,688,407</u>
Accumulated depreciation				
Buildings and Improvements	(3,431,768)	(56,394)	0	(3,488,162)
Furniture and Equipment	(1,080,793)	(31,679)	0	(1,112,472)
Total accumulated depreciation	<u>(4,512,561)</u>	<u>(88,073) *</u>	<u>0</u>	<u>(4,600,634)</u>
Total Capital assets being depreciated, net	<u>597,071</u>	<u>490,702</u>	<u>0</u>	<u>1,087,773</u>
Governmental activities capital assets, net	<u>\$970,396</u>	<u>\$490,702</u>	<u>(\$50,825)</u>	<u>\$1,410,273</u>

* Depreciation expense was charged to general government.

Note 7 – Defined Benefit Pension Plans

The Statewide retirement systems provide both pension benefits and other postemployment benefits (OPEB).

Net Pension Liability (Asset)/Net OPEB Asset

The net pension liability (asset) and the net OPEB asset reported on the statement of net position represent liabilities to employees for pensions and OPEB, respectively. Pensions/OPEB are a component of exchange transactions—between an employer and its employees—of salaries and benefits for employee services. Pensions/OPEB are provided to an employee—on a deferred-payment basis—as part of the total compensation package offered by an employer for employee services each financial period. The obligation to sacrifice resources for pensions is a present obligation because it was created as a result of employment exchanges that already have occurred.

The net pension/OPEB liability (asset) represent NOACA's proportionate share of each pension/OPEB plan's collective actuarial present value of projected benefit payments attributable to past periods of service, net of each pension/OPEB plan's fiduciary net position. The net pension/OPEB liability (asset) calculations are dependent on critical long-term variables, including estimated average life expectancies, earnings on investments, cost of living adjustments and others. While these estimates use the best information available, unknowable future events require adjusting these estimates annually.

Northeast Ohio Areawide Coordinating Agency

Notes to the Basic Financial Statements

For the Year Ended June 30, 2021

Ohio Revised Code limits NOACA's obligation for this liability to annually required payments. NOACA cannot control benefit terms or the manner in which pensions are financed; however, NOACA does receive the benefit of employees' services in exchange for compensation including pension and OPEB.

GASB 68/75 assumes the liability is solely the obligation of the employer, because (1) they benefit from employee services; and (2) State statute requires funding to come from these employers. All pension contributions to date have come solely from these employers (which also includes pension costs paid in the form of withholdings from employees). The retirement systems may allocate a portion of the employer contributions to provide for these OPEB benefits. In addition, health care plan enrollees pay a portion of the health care costs in the form of a monthly premium. State statute requires the retirement systems to amortize unfunded pension liabilities within 30 years. If the pension amortization period exceeds 30 years, each retirement system's board must propose corrective action to the State legislature. Any resulting legislative change to benefits or funding could significantly affect the net pension/OPEB liability (asset). Resulting adjustments to the net pension/OPEB liability (asset) would be effective when the changes are legally enforceable. The Ohio Revised Code permits, but does not require the retirement systems to provide healthcare to eligible benefit recipients.

The proportionate share of each plan's unfunded benefits is presented as a *net pension/OPEB asset* or a long-term *net pension/OPEB liability* on the accrual basis of accounting. Any liability for the contractually-required pension/OPEB contribution outstanding at the end of the year is included in *intergovernmental payable*. The remainder of this note includes the required pension disclosures. See Note 8 for the required OPEB disclosures.

Plan Description – Ohio Public Employees Retirement System (OPERS)

Plan Description - NOACA employees participate in the Ohio Public Employees Retirement System (OPERS). OPERS is a cost-sharing, multiple employer public employee retirement system which administers three separate pension plans. The traditional pension plan is a cost-sharing, multiple-employer defined benefit pension plan. The member-directed plan is a defined contribution plan and the combined plan is a combination cost-sharing, multiple-employer defined benefit/defined contribution pension plan.

OPERS provides retirement, disability, survivor and death benefits, and annual cost of living adjustments to members of the traditional and combined plans. Authority to establish and amend benefits is provided by Chapter 145 of the Ohio Revised Code. OPERS issues a stand-alone financial report that includes financial statements, required supplementary information and detailed information about OPERS' fiduciary net position that may be obtained by visiting <https://www.opers.org/financial/reports.shtml>, by writing to the Ohio Public Employees Retirement System, 277 East Town Street, Columbus, Ohio 43215-4642, or by calling 800-222-7377.

Senate Bill (SB) 343 was enacted into law with an effective date of January 7, 2013. In the legislation, members in the traditional and combined plans were categorized into three groups with varying provisions of the law applicable to each group. The following table provides age and service requirements for retirement and the retirement formula applied to final average salary (FAS) for the three member groups under the traditional and combined plans as per the reduced benefits adopted by SB 343 (see OPERS Annual Comprehensive Financial Report referenced above for additional information, including requirements for reduced and unreduced benefits):

Northeast Ohio Areawide Coordinating Agency

Notes to the Basic Financial Statements

For the Year Ended June 30, 2021

Group A Eligible to retire prior to January 7, 2013 or five years after January 7, 2013	Group B 20 years of service credit prior to January 7, 2013 or eligible to retire ten years after January 7, 2013	Group C Members not in other Groups and members hired on or after January 7, 2013
State and Local	State and Local	State and Local
Age and Service Requirements: Age 60 with 60 months of service credit or Age 55 with 25 years of service credit	Age and Service Requirements: Age 60 with 60 months of service credit or Age 55 with 25 years of service credit	Age and Service Requirements: Age 57 with 25 years of service credit or Age 62 with 5 years of service credit
Traditional Plan Formula: 2.2% of FAS multiplied by years of service for the first 30 years and 2.5% for service years in excess of 30	Traditional Plan Formula: 2.2% of FAS multiplied by years of service for the first 30 years and 2.5% for service years in excess of 30	Traditional Plan Formula: 2.2% of FAS multiplied by years of service for the first 35 years and 2.5% for service years in excess of 35
Combined Plan Formula: 1% of FAS multiplied by years of service for the first 30 years and 1.25% for service years in excess of 30	Combined Plan Formula: 1% of FAS multiplied by years of service for the first 30 years and 1.25% for service years in excess of 30	Combined Plan Formula: 1% of FAS multiplied by years of service for the first 35 years and 1.25% for service years in excess of 35

Final average Salary (FAS) represents the average of the three highest years of earnings over a member's career for Groups A and B. Group C is based on the average of the five highest years of earnings over a member's career.

Members who retire before meeting the age and years of service credit requirement for unreduced benefits receive a percentage reduction in the benefit amount. The amount of a member's pension benefit vests upon receipt of the initial benefit payment.

When a traditional plan benefit recipient has received benefits for 12 months, the member is eligible for an annual cost of living adjustment (COLA). This COLA is calculated on the base retirement benefit at the date of retirement and is not compounded. Members retiring under the combined plan receive a cost-of-living adjustment on the defined benefit portion of their pension benefit. For those who retired prior to January 7, 2013, the cost of living adjustment is 3 percent. For those retiring on or after January 7, 2013, beginning in calendar year 2019, the adjustment is based on the average percentage increase in the Consumer Price Index, capped at 3 percent.

Defined contribution plan benefits are established in the plan documents, which may be amended by the Board. Member-directed plan and combined plan members who have met the retirement eligibility requirements may apply for retirement benefits. The amount available for defined contribution benefits in the combined plan consists of the member's contributions plus or minus the investment gains or losses resulting from the member's investment selections. Combined plan members wishing to receive benefits must meet the requirements for both the defined benefit and defined contribution plans. Member-directed participants must have attained the age of 55, have money on deposit in the defined contribution plan and have terminated public service to apply for retirement benefits. The amount available for defined contribution benefits in the member-directed plan consists of the members' contributions, vested employer contributions and investment gains or losses resulting from the members' investment selections. Employer contributions and associated investment earnings vest over a five-year period, at a rate of 20 percent each year. At retirement, members may select one of several distribution options for payment of the vested balance in their individual OPERS accounts. Options include the annuitization of the benefit (which includes joint and survivor options), partial lump-sum payments (subject to limitations), a rollover of the vested account balance to another financial institution, receipt of entire account balance, net of taxes withheld, or a combination of these options. When members choose to annuitize their defined contribution benefit, the annuitized portion of the benefit is reclassified to a defined benefit.

Northeast Ohio Areawide Coordinating Agency

Notes to the Basic Financial Statements

For the Year Ended June 30, 2021

Beginning in 2022, the Combined Plan will be consolidated under the Traditional Pension Plan (defined benefit plan) and the Combined Plan option will no longer be available for new hires beginning in 2022.

Funding Policy - The Ohio Revised Code (ORC) provides statutory authority for member and employer contributions as follows:

	<u>State and Local</u>
Fiscal Year 2021 Statutory Maximum Contribution Rates	
Employer	14.0 %
Employee *	10.0 %
Fiscal Year 2021 Actual Contribution Rates	
Employer:	
Pension ****	14.0 %
Post-employment Health Care Benefits ****	<u>0.0</u>
Total Employer	<u>14.0 %</u>
Employee	<u>10.0 %</u>

* Member contributions within the combined plan are not used to fund the defined benefit retirement allowance.

**** These pension and employer health care rates are for the traditional and combined plans. The employer contribution rate for the member-directed plan is allocated 4 percent with the remainder going to pension.

Employer contribution rates are actuarially determined and are expressed as a percentage of covered payroll.

For fiscal year 2021, NOACA's contractually required contribution was \$484,692 for the traditional plan and \$7,644 for the member-directed plan. NOACA does not currently have any participants in the combined plan. Of these amounts, \$14,893 is reported as an intergovernmental payable for the traditional plan and \$183 for the member-directed plan.

Pension Liabilities, Pension Expense, and Deferred Outflows of Resources and Deferred Inflows of Resources Related to Pensions

The net pension liability for OPERS was measured as of December 31, 2020, and the total pension liability used to calculate the net pension liability was determined by an actuarial valuation as of that date. NOACA's proportion of the net pension liability was based on NOACA's share of contributions to the pension plan relative to the contributions of all participating entities. Following is information related to the proportionate share and pension expense of NOACA's defined benefit pension plans:

Northeast Ohio Areawide Coordinating Agency
Notes to the Basic Financial Statements
For the Year Ended June 30, 2021

	OPERS
Proportion of the Net Pension Liability:	
Current Measurement Date	0.02478900%
Prior Measurement Date	0.02384100%
Change in Proportionate Share	0.00094800%
Proportionate Share of the:	
Net Pension Liability	\$3,670,711
Pension Expense	95,623

Fiscal year 2021 pension expense for the member-directed defined contribution plan was \$7,644. The aggregate pension expense for all pension plans was \$103,267 for 2021.

At June 30, 2021, NOACA reported deferred outflows of resources and deferred inflows of resources related to defined benefit pensions from the following sources:

	OPERS
Deferred Outflows of Resources	
Changes in proportion and differences between NOACA contributions and proportionate share of contributions	\$130,533
NOACA contributions subsequent to the measurement date	234,705
Total Deferred Outflows of Resources	\$365,238
Deferred Inflows of Resources	
Differences between expected and actual experience	\$153,549
Net difference between projected and actual earnings on pension plan investments	1,430,736
Changes in proportion and differences between NOACA contributions and proportionate share of contributions	25,407
Total Deferred Inflows of Resources	\$1,609,692

\$234,705 reported as deferred outflows of resources related to pension resulting from NOACA contributions subsequent to the measurement date will be recognized as a reduction of the net pension liability in fiscal year 2022. Other amounts reported as deferred outflows of resources and deferred inflows of resources related to pension will be recognized in pension expense as follows:

Northeast Ohio Areawide Coordinating Agency

Notes to the Basic Financial Statements

For the Year Ended June 30, 2021

	<u>OPERS</u>
Fiscal Year Ending June 30:	
2022	(\$542,800)
2023	(158,011)
2024	(583,217)
2025	<u>(195,131)</u>
Total	<u>(\$1,479,159)</u>

Actuarial Assumptions - OPERS

Actuarial valuations of an ongoing plan involve estimates of the value of reported amounts and assumptions about the probability of occurrence of events far into the future. Examples include assumptions about future employment, mortality, and cost trends. Actuarially determined amounts are subject to continual review or modification as actual results are compared with past expectations and new estimates are made about the future.

Projections of benefits for financial reporting purposes are based on the substantive plan (the plan as understood by the employers and plan members) and include the types of benefits provided at the time of each valuation. The total pension liability was determined by an actuarial valuation as of December 31, 2020, using the following key actuarial assumptions and methods applied to all periods included in the measurement in accordance with the requirements of GASB 67:

	<u>OPERS Traditional Plan</u>	<u>OPERS Combined Plan</u>
Wage Inflation	3.25 percent	3.25 percent
Future Salary Increases, including inflation	3.25 to 10.75 percent including wage inflation	3.25 to 8.25 percent including wage inflation
COLA or Ad Hoc COLA:		
Pre-January 7, 2013 Retirees	3.0 percent, simple	3.0 percent, simple
Post-January 7, 2013 Retirees	0.5 percent, simple through 2021, then 2.15 percent, simple	0.5 percent, simple through 2021, then 2.15 percent, simple
Investment Rate of Return	7.2 percent	7.2 percent
Actuarial Cost Method	Individual Entry Age	Individual Entry Age

During 2020, the COLA for Post January 7, 2013 retirees changed from 1.4 percent simple through 2020 then 2.15 simple to 0.5 simple through 2021 then 2.15 simple.

Pre-retirement mortality rates are based on the RP-2014 Employees mortality table for males and females, adjusted for mortality improvement back to the observation period base year of 2006. The base year for males and females was then established to be 2015 and 2010, respectively. Post-retirement mortality rates are based on the RP-2014 Healthy Annuitant mortality table for males and females, adjusted for mortality improvement back to the observation period base year of 2006. The base year for males and females was then established to be 2015 and 2010, respectively. Post-retirement mortality rates for disabled retirees are based on the RP-2014 Disabled mortality table for males and females, adjusted for mortality improvement back to the observation period base year of 2006. The base year for males and females was then established to be 2015 and 2010, respectively. Mortality rates for a particular calendar year are determined by applying the MP-2015 mortality improvement scale to all of the above described tables.

Northeast Ohio Areawide Coordinating Agency

Notes to the Basic Financial Statements

For the Year Ended June 30, 2021

The most recent experience study was completed for the five year period ended December 31, 2015.

During 2020, OPERS managed investments in three investment portfolios: the Defined Benefit portfolio, the Health Care portfolio, and the Defined Contribution portfolio. The Defined Benefit portfolio contains the investment assets for the Traditional Pension Plan, the defined benefit component of the Combined Plan and the annuitized accounts of the Member-Directed Plan. Within the Defined Benefit portfolio, with the exception of member directed accounts, contributions into the plans are all recorded at the same time, and benefit payments all occur on the first of the month. Accordingly, the money-weighted rate of return is considered to be the same for all plans within the portfolio. The annual money-weighted rate of return expressing investment performance, net of investment expenses and adjusted for the changing amounts actually invested, for the Defined Benefit portfolio was 11.7 percent for 2020.

The allocation of investment assets with the Defined Benefit portfolio is approved by the Board of Trustees as outlined in the annual investment plan. Plan assets are managed on a total return basis with a long-term objective of achieving and maintaining a fully funded status for the benefits provided through the defined benefit pension plans. The long-term rate of return on defined benefit investment assets was determined using a building-block method in which best-estimate ranges of expected future real rates of return are developed for each major asset class. These ranges are combined to produce the long-term expected real rate of return by weighting the expected future real rates of return by the target asset allocation percentage, adjusted for inflation. Best estimates of arithmetic rates of return were provided by the Board's investment consultant. For each major class that is included in the Defined Benefit portfolio's target asset allocation as of December 31, 2020, these best estimates are summarized below:

Asset Class	Target Allocation	Weighted Average Long-Term Expected Real Rate of Return (Arithmetic)
Fixed Income	25.00 %	1.32 %
Domestic Equities	21.00	5.64
Real Estate	10.00	5.39
Private Equity	12.00	10.42
International Equities	23.00	7.36
Other investments	9.00	4.75
Total	100.00 %	5.43 %

Discount Rate The discount rate used to measure the total pension liability was 7.2 percent for the traditional plan and the combined plan. The projection of cash flows used to determine the discount rate assumed that contributions from plan members and those of the contributing employers are made at the contractually required rates, as actuarially determined. Based on those assumptions, the pension plan's fiduciary net position was projected to be available to make all projected future benefits payments of current plan members. Therefore, the long-term expected rate of return on pension plan investments for the traditional pension plan, combined plan and member-directed plan was applied to all periods of projected benefit payments to determine the total pension liability.

Northeast Ohio Areawide Coordinating Agency

Notes to the Basic Financial Statements

For the Year Ended June 30, 2021

Sensitivity of NOACA's Proportionate Share of the Net Pension Liability to Changes in the Discount Rate The following table presents NOACA's proportionate share of the net pension liability calculated using the current period discount rate assumption of 7.2 percent, as well as what NOACA's proportionate share of the net pension liability would be if it were calculated using a discount rate that is one-percentage-point lower (6.2 percent) or one-percentage-point higher (8.2 percent) than the current rate:

	1% Decrease (6.20%)	Discount Rate (7.20%)	1% Increase (8.20%)
NOACA's proportionate share of the net pension liability			
OPERS Traditional Plan	\$7,001,901	\$3,670,711	\$900,832

Note 8 - Defined Benefit OPEB Plans

See Note 7 for a description of the net OPEB asset.

Plan Description – Ohio Public Employees Retirement System (OPERS)

Plan Description - The Ohio Public Employees Retirement System (OPERS) administers three separate pension plans: the traditional pension plan, a cost-sharing, multiple-employer defined benefit pension plan; the member-directed plan, a defined contribution plan; and the combined plan, a cost-sharing, multiple-employer defined benefit pension plan that has elements of both a defined benefit and defined contribution plan.

OPERS maintains a cost-sharing, multiple-employer defined benefit post-employment health care trust, which funds multiple health care plans including medical coverage, prescription drug coverage and deposits to a Health Reimbursement Arrangement (HRA) to qualifying benefit recipients of both the traditional pension and the combined plans. Currently, Medicare-eligible retirees are able to select medical and prescription drug plans from a range of options and may elect optional vision and dental plans. Retirees and eligible dependents enrolled in Medicare Parts A and B have the option to enroll in a Medicare supplemental plan with the assistance of the OPERS Medicare Connector. The OPERS Medicare Connector is a relationship with a vendor selected by OPERS to assist retirees, spouses and dependents with selecting a medical and pharmacy plan. Monthly allowances, based on years of service and the age at which the retiree first enrolled in OPERS coverage, are deposited into an HRA. For non-Medicare retirees and eligible dependents, OPERS sponsors medical and prescription coverage through a professionally managed self-insured plan. An allowance to offset a portion of the monthly premium is offered to retirees and eligible dependents. The allowance is based on the retiree's years of service and age when they first enrolled in OPERS coverage.

Medicare-eligible retirees who choose to become re-employed or survivors who become employed in an OPERS-covered position are prohibited from participating in an HRA. For this group of retirees, OPERS sponsors secondary coverage through a professionally managed self-insured program. Retirees who enroll in this plan are provided with a monthly allowance to offset a portion of the monthly premium. Medicare-eligible spouses and dependents can also enroll in this plan as long as the retiree is enrolled.

Northeast Ohio Areawide Coordinating Agency

Notes to the Basic Financial Statements

For the Year Ended June 30, 2021

OPERS provides a monthly allowance for health care coverage for eligible retirees and their eligible dependents. The base allowance is determined by OPERS.

The health care trust is also used to fund health care for member-directed plan participants, in the form of a Retiree Medical Account (RMA). At retirement or separation, member directed plan participants may be eligible for reimbursement of qualified medical expenses from their vested RMA balance.

Effective January 1, 2022, OPERS will discontinue the group plans currently offered to non-Medicare retirees and re-employed retirees. Instead, eligible non-Medicare retirees will select an individual medical plan. OPERS will provide a subsidy or allowance via an HRA allowance to those retirees who meet health care eligibility requirements. Retirees will be able to seek reimbursement for plan premiums and other qualified medical expenses.

In order to qualify for postemployment health care coverage, age and service retirees under the traditional pension and combined plans must have twenty or more years of qualifying Ohio service credit with a minimum age of 60, or generally 30 years of qualifying service at any age. Health care coverage for disability benefit recipients and qualified survivor benefit recipients is available. Current retirees eligible (or who become eligible prior to January 1, 2022) to participate in the OPERS health care program will continue to be eligible after January 1, 2022. Eligibility requirements will change for those retiring after January 1, 2022, with differing eligibility requirements for Medicare retirees and non-Medicare retirees. The health care coverage provided by OPERS meets the definition of an Other Post Employment Benefit (OPEB) as described in GASB Statement 75. See OPERS' Annual Comprehensive Financial Report referenced below for additional information.

The Ohio Revised Code permits, but does not require OPERS to provide health care to its eligible benefit recipients. Authority to establish and amend health care coverage is provided to the Board in Chapter 145 of the Ohio Revised Code.

Disclosures for the health care plan are presented separately in the OPERS financial report. Interested parties may obtain a copy by visiting <https://www.opers.org/financial/reports.shtml>, by writing to OPERS, 277 East Town Street, Columbus, Ohio 43215-4642, or by calling (614) 222-5601 or 800-222-7377.

Funding Policy - The Ohio Revised Code provides the statutory authority allowing public employers to fund postemployment health care through their contributions to OPERS. When funding is approved by OPERS Board of Trustees, a portion of each employer's contribution to OPERS is set aside to fund OPERS health care plans. Beginning in 2018, OPERS no longer allocated a portion of its employer contributions to health care for the traditional plan and the combined plan.

Employer contribution rates are expressed as a percentage of the earnable salary of active members. For fiscal year 2021, state and local employers contributed at a rate of 14.0 percent of earnable salary. These are the maximum employer contribution rates permitted by the Ohio Revised Code. Active member contributions do not fund health care.

Northeast Ohio Areawide Coordinating Agency

Notes to the Basic Financial Statements

For the Year Ended June 30, 2021

Each year, the OPERS Board determines the portion of the employer contribution rate that will be set aside to fund health care plans. For 2021, OPERS did not allocate any employer contribution to health care for members in the Traditional Pension Plan and Combined Plan. The OPERS Board is also authorized to establish rules for the retiree or their surviving beneficiaries to pay a portion of the health care provided. Payment amounts vary depending on the number of covered dependents and the coverage selected. The employer contribution as a percentage of covered payroll deposited into the RMA for participants in the member-directed plan for 2021 was 4.0 percent.

Employer contribution rates are actuarially determined and are expressed as a percentage of covered payroll.

NOACA's contractually required contribution was \$3,058 for fiscal year 2021. Of this amount, \$73 is reported as an intergovernmental payable.

OPEB Assets/Liabilities, OPEB Expense, and Deferred Outflows of Resources and Deferred Inflows of Resources Related to OPEB

The net OPEB asset and total OPEB liability for OPERS were determined by an actuarial valuation as of December 31, 2019, rolled forward to the measurement date of December 31, 2020, by incorporating the expected value of health care cost accruals, the actual health care payment, and interest accruals during the year. NOACA's proportion of the net OPEB asset was based on NOACA's share of contributions to the retirement plan relative to the contributions of all participating entities. Following is information related to the proportionate share and OPEB expense:

	<u>OPERS</u>
Proportion of the Net OPEB Liability:	
Current Measurement Date	0.02355500%
Prior Measurement Date	<u>0.02231900%</u>
Change in Proportionate Share	<u>0.00123600%</u>
Proportionate Share of the Net OPEB Asset	\$419,652
OPEB Expense	(\$2,506,742)

At June 30, 2021, NOACA reported deferred outflows of resources and deferred inflows of resources related to OPEB from the following sources:

Northeast Ohio Areawide Coordinating Agency

Notes to the Basic Financial Statements

For the Year Ended June 30, 2021

	<u>OPERS</u>
Deferred Outflows of Resources	
Changes of assumptions	\$206,306
Changes in proportion and differences between NOACA contributions and proportionate share of contributions	104,231
NOACA contributions subsequent to the measurement date	<u>1,614</u>
 Total Deferred Outflows of Resources	 <u><u>\$312,151</u></u>
Deferred Inflows of Resources	
Differences between expected and actual experience	\$378,733
Changes of assumptions	679,961
Net difference between projected and actual earnings on OPEB plan investments	223,512
Changes in proportion and differences between NOACA contributions and proportionate share of contributions	<u>12,121</u>
 Total Deferred Inflows of Resources	 <u><u>\$1,294,327</u></u>

\$1,614 reported as deferred outflows of resources related to OPEB resulting from NOACA contributions subsequent to the measurement date will be recognized as an increase of the net OPEB asset in fiscal year 2022. Other amounts reported as deferred outflows of resources and deferred inflows of resources related to OPEB will be recognized in OPEB expense as follows:

	<u>OPERS</u>
Fiscal Year Ending June 30:	
2022	(\$510,078)
2023	(350,246)
2024	(97,129)
2025	<u>(26,337)</u>
 Total	 <u><u>(\$983,790)</u></u>

Actuarial Assumptions - OPERS

Actuarial valuations of an ongoing plan involve estimates of the values of reported amounts and assumptions about the probability of occurrence of events far into the future. Examples include assumptions about future employment, mortality, and cost trends. Actuarially determined amounts are subject to continual review or modification as actual results are compared with past expectations and new estimates are made about the future.

Northeast Ohio Areawide Coordinating Agency

Notes to the Basic Financial Statements

For the Year Ended June 30, 2021

Projections of health care costs for financial reporting purposes are based on the substantive plan (the plan as understood by the employers and plan members) and include the types of coverage provided at the time of each valuation and the historical pattern of sharing of costs between OPERS and plan members. The total OPEB liability was determined by an actuarial valuation as of December 31, 2019, rolled forward to the measurement date of December 31, 2020. The actuarial valuation used the following actuarial assumptions applied to all prior periods included in the measurement in accordance with the requirements of GASB 74:

Wage Inflation	3.25 percent
Projected Salary Increases, including inflation	3.25 to 10.75 percent including wage inflation
Single Discount Rate:	
Current measurement date	6.00 percent
Prior Measurement date	3.16 percent
Investment Rate of Return	6.00 percent
Municipal Bond Rate:	
Current measurement date	2.00 percent
Prior Measurement date	2.75 percent
Health Care Cost Trend Rate:	
Current measurement date	8.5 percent, initial
	3.50 percent, ultimate in 2035
Prior Measurement date	10.0 percent, initial
	3.50 percent, ultimate in 2030
Actuarial Cost Method	Individual Entry Age

Pre-retirement mortality rates are based on the RP-2014 Employees mortality table for males and females, adjusted for mortality improvement back to the observation period base year of 2006. The base year for males and females was then established to be 2015 and 2010, respectively. Post-retirement mortality rates are based on the RP-2014 Healthy Annuitant mortality table for males and females, adjusted for mortality improvement back to the observation period base year of 2006. The base year for males and females was then established to be 2015 and 2010, respectively. Post-retirement mortality rates for disabled retirees are based on the RP-2014 Disabled mortality table for males and females, adjusted for mortality improvement back to the observation period base year of 2006. The base year for males and females was then established to be 2015 and 2010, respectively. Mortality rates for a particular calendar year are determined by applying the MP-2015 mortality improvement scale to all of the above described tables.

The most recent experience study was completed for the five year period ended December 31, 2015.

On January 15, 2020, the Board approved several changes to the health care plan offered to Medicare and non-Medicare retirees. These changes are effective January 1, 2022, and include changes to base allowances and eligibility for Medicare retirees, as well as replacing OPERS-sponsored medical plans for non-Medicare retirees with monthly allowances, similar to the program for Medicare retirees. These changes are reflected in the December 31, 2020, measurement date health care valuation.

Northeast Ohio Areawide Coordinating Agency

Notes to the Basic Financial Statements

For the Year Ended June 30, 2021

During 2020, OPERS managed investments in three investment portfolios: the Defined Benefit portfolio, the Health Care portfolio and the Defined Contribution portfolio. The Health Care portfolio includes the assets for health care expenses for the Traditional Pension Plan, Combined Plan and Member-Directed Plan eligible members. Within the Health Care portfolio, if any contribution are made into the plans, the contributions are assumed to be received continuously throughout the year based on the actual payroll payable at the time contributions are made. Health care-related payments are assumed to occur mid-year. Accordingly, the money-weighted rate of return is considered to be the same for all plans within the portfolio. The annual money-weighted rate of return expressing investment performance, net of investment expenses and adjusted for the changing amounts actually invested, for the Health Care portfolio was 10.5 percent for 2020.

The allocation of investment assets within the Health Care portfolio is approved by the Board of Trustees as outlined in the annual investment plan. Assets are managed on a total return basis with a long-term objective of continuing to offer a sustainable health care program for current and future retirees. OPERS' primary goal is to achieve and maintain a fully funded status for the benefits provided through the defined pension plans. Health care is a discretionary benefit. The long-term expected rate of return on health care investment assets was determined using a building-block method in which best-estimate ranges of expected future rates of return are developed for each major asset class. These ranges are combined to produce the long-term expected rate of return by weighting the expected future rates of return by the target asset allocation percentage, adjusted for inflation. Best estimates of arithmetic rates of return were provided by the Board's investment consultant. For each major asset class that is included in the Health Care's portfolio's target asset allocation as of December 31, 2020, these best estimates are summarized in the following table:

Asset Class	Target Allocation	Weighted Average Long-Term Expected Real Rate of Return (Arithmetic)
Fixed Income	34.00 %	1.07 %
Domestic Equities	25.00	5.64
Real Estate Investment Trust	7.00	6.48
International Equities	25.00	7.36
Other investments	9.00	4.02
Total	100.00 %	4.43 %

Discount Rate A single discount rate of 6.0 percent was used to measure the OPEB liability on the measurement date of December 31, 2020. A single discount rate of 3.16 percent was used to measure the OPEB liability on the measurement date of December 31, 2019. Projected benefit payments are required to be discounted to their actuarial present value using a single discount rate that reflects (1) a long-term expected rate of return on OPEB plan investments (to the extent that the health care fiduciary net position is projected to be sufficient to pay benefits), and (2) tax-exempt municipal bond rate based on an index of 20-year general obligation bonds with an average AA credit rating as of the measurement date (to the extent that the contributions for use with the long-term expected rate are not met). This single discount rate was based on an expected rate of return on the health care investment portfolio of 6.00 percent and a municipal bond rate of 2.00 percent (Fidelity Index's "20-Year Municipal GO AA Index"). The projection of cash flows used to determine this single discount rate assumed that employer contributions will be made at rates equal to the actuarially determined contribution rate. Based on these assumptions, the health care fiduciary net position and future contributions were sufficient to

Northeast Ohio Areawide Coordinating Agency

Notes to the Basic Financial Statements

For the Year Ended June 30, 2021

finance health care costs through 2120. As a result, the actuarial assumed long-term expected rate of return on health care investments was applied to projected costs through the year 2120, the duration of the projection period through which projected health care payments are fully funded.

Sensitivity of NOACA’s Proportionate Share of the Net OPEB Asset to Changes in the Discount Rate The following table presents NOACA’s proportionate share of the net OPEB liability calculated using the single discount rate of 6.00 percent, as well as what NOACA’s proportionate share of the net OPEB liability would be if it were calculated using a discount rate that is one-percentage-point lower (5.00 percent) or one-percentage-point higher (7.00 percent) than the current rate:

	1% Decrease <u>(5.00%)</u>	Current Discount Rate <u>(6.00%)</u>	1% Increase <u>(7.00%)</u>
NOACA's proportionate share of the net OPEB Asset	\$104,349	\$419,652	\$678,855

Sensitivity of NOACA’s Proportionate Share of the Net OPEB Asset to Changes in the Health Care Cost Trend Rate Changes in the health care cost trend rate may also have a significant impact on the net OPEB liability or asset. The following table presents the net OPEB liability or asset calculated using the assumed trend rates, and the expected net OPEB liability or asset if it were calculated using a health care cost trend rate that is 1.0 percent lower or 1.0 percent higher than the current rate.

Retiree health care valuations use a health care cost-trend assumption that changes over several years built into the assumption. The near-term rates reflect increases in the current cost of health care; the trend starting in 2021 is 8.50 percent. If this trend continues for future years, the projection indicates that years from now virtually all expenditures will be for health care. A more reasonable alternative is the health plan cost trend will decrease to a level at, or near, wage inflation. On this basis, the actuaries project premium rate increases will continue to exceed wage inflation for approximately the next decade, but by less each year, until leveling off at an ultimate rate, assumed to be 3.50 percent in the most recent valuation.

	1% Decrease	Current Health Care Cost Trend Rate Assumption	1% Increase
NOACA's proportionate share of the net OPEB Asset	\$429,879	\$419,652	\$408,208

Northeast Ohio Areawide Coordinating Agency

Notes to the Basic Financial Statements

For the Year Ended June 30, 2021

Note 9 - Long-Term Obligations

A schedule of changes in long-term obligations of NOACA during fiscal year 2021 follows:

	Principal Outstanding 6/30/2020	Additions	Deletions	Principal Outstanding 6/30/2021	Amounts Due In One Year
Governmental Activities					
Net Pension Liability - OPERS	\$4,712,336	\$0	(\$1,041,625)	\$3,670,711	\$0
Net OPEB Liability - OPERS	3,082,834	0	(3,082,834)	0	0
Compensated Absences	718,717	415,462	(425,498)	708,681	126,464
Total Governmental Activities	\$8,513,887	\$415,462	(\$4,549,957)	\$4,379,392	\$126,464

Compensated absences will be paid from the general fund. NOACA pays obligations related to employee compensation from the fund benefitting from their service. There are no repayment schedules for the net pension/OPEB liabilities. However, employer pension/OPEB contributions are made from the general fund. See Notes 7 and 8 for additional information related to the net pension/OPEB liabilities.

Note 10 – Other Employee Benefits

Compensated Absences

Employees of NOACA earn vacation leave, sick leave, and personal leave at various rates. Generally, employees accrue vacation leave at a rate of 3.7 hours every two weeks for the first two years of employment, up to a maximum rate of 7.7 hours every two weeks after 15 years of employment. Employees may accrue a maximum of three years vacation leave credit. Any amounts that exceed a three-year accrual must be used by the end of the pay period that includes December 31. At termination or upon other separation from NOACA, employees are paid at their final rate for 100 percent of unused vacation leave.

Sick leave for all full-time employees is accumulated at a rate of 3.7 hours every two weeks. Sick leave is cumulative. At termination, retirement or death, employees may convert sick leave earned and unused at NOACA to cash at 25 percent up to a maximum of 960 hours.

All full-time employees receive three personal leave days per calendar year. The time must be used by the end of the year or it is lost. Unused personal leave is not paid at termination and is not cumulative. Therefore, these benefits are not accrued, but are recorded as an expense when employees use personal leave time.

Insurance

NOACA provides health, vision, and dental insurance to its full-time employees. Health insurance is provided through a joint, self-insurance Healthcare Benefits Program with Lorain County. Medical Mutual of Ohio is the third party administrator.

Northeast Ohio Areawide Coordinating Agency

Notes to the Basic Financial Statements

For the Year Ended June 30, 2021

Note 11 – Interfund Balances

Interfund balances at June 30, 2021 consisted of the following:

Interfund Payable	Interfund Receivable		
	General	Transportation for Livable Communities Initiative	Total
Ohio Consolidated Planning Grant	\$168,034	\$0	\$168,034
FTA 5310	2,962	0	2,962
Other Governmental Funds	54,438	1,156	55,594
Total	\$225,434	\$1,156	\$226,590

Interfund receivables and payables at June 30, 2021 are due to the timing of the receipt of grant monies. The general fund and the Transportation for Livable Communities Initiative special revenue fund provide money to operate the programs until grants are received and the advances can be repaid. These loans are expected to be repaid within one year.

Note 12 – State Infrastructure Bank Loans

NOACA serves as the Metropolitan Planning Organization (MPO) for Lake, Geauga, Cuyahoga, Lorain and Medina Counties. The federal government has designated MPOs to carry out the transportation planning process required for certain federal capital improvement grants in urban areas. The MPOs are required to prepare a twenty-year long range transportation plan and a four-year transportation improvement program (TIP). Federal dollars are allocated to ODOT, which are utilized based on the TIP.

ODOT maintains the State Infrastructure Bank (SIB) Loan program, authorized under Chapter 5531 of the Ohio Revised Code, for financing transportation projects throughout the state. The program is utilized as a mechanism for funding capital projects in advance of future federal allocation dollars, thus allowing an earlier completion date for the project. NOACA is party to these agreements; however, they are not a present obligation of NOACA and are not reflected on the financial statements. As of June 30, 2021, \$60,513,110 of these agreements have been executed with ODOT, with a balance outstanding of \$26,560,130 in amounts disbursed to the various capital projects.

Note 13 – Change in Accounting Principle

For fiscal year 2021, NOACA implemented the Governmental Accounting Standards Board's (GASB) Statement No. 98, *The Annual Comprehensive Financial Report*. GASB 98 establishes the term annual comprehensive financial report and its acronym ACFR. That new term and acronym replace instances of comprehensive annual financial report and its acronym in generally accepted accounting principles for state and local governments. NOACA is also implementing *Implementation Guide No. 2019-1*. These changes were incorporated in NOACA's 2021 financial statements; however, there was no effect on beginning net position/fund balance.

Northeast Ohio Areawide Coordinating Agency

Notes to the Basic Financial Statements

For the Year Ended June 30, 2021

Note 14 – COVID-19

The United States and the State of Ohio declared a state of emergency in March of 2020 due to the COVID-19 pandemic. The financial impact of COVID-19 and the continuing emergency measures will impact subsequent periods of NOACA. In addition, the impact on NOACA's future operating costs, revenues, and additional recovery from emergency funding, either federal or state, cannot be estimated. Additional funding may be available through the Consolidated Appropriations Act, 2021, passed by Congress on December 21, 2020 and/or the American Rescue Plan Act, passed by Congress on March 11, 2021.

Required Supplementary Information

Northeast Ohio Areawide Coordinating Agency
Required Supplementary Information
Schedule of NOACA's Proportionate Share of the Net Pension Liability
Ohio Public Employees Retirement System - Traditional Plan
Last Seven Fiscal Years (1) *

	2015	2016	2017
NOACA's Proportion of the Net Pension Liability	0.02328700%	0.02434100%	0.02519400%
NOACA's Proportionate Share of the Net Pension Liability	\$2,808,672	\$4,216,527	\$5,721,129
NOACA's Covered Payroll	\$2,855,008	\$3,029,475	\$3,256,825
NOACA's Proportionate Share of the Net Pension Liability as a Percentage of its Covered - Payroll	98.38%	139.18%	175.67%
Plan Fiduciary Net Position as a Percentage of the Total Pension Liability	86.45%	81.08%	77.25%

(1) Although this schedule is intended to reflect information for ten years, information prior to 2015 is not available. An additional column will be added each year.

*Amounts presented for each fiscal year were determined as of NOACA's measurement date which is the prior calendar year end.

See accompanying notes to the required supplementary information

2018	2019	2020	2021
0.02459700%	0.02438100%	0.02384100%	0.02478900%
\$3,858,792	\$6,677,461	\$4,712,336	\$3,670,711
\$3,250,446	\$3,293,071	\$3,354,443	\$3,491,336
118.72%	202.77%	140.48%	105.14%
84.66%	74.70%	82.17%	86.88%

Northeast Ohio Areawide Coordinating Agency
Required Supplementary Information
Schedule of NOACA's Proportionate Share of the Net OPEB Liability
Ohio Public Employees Retirement System - OPEB Plan
Last Five Fiscal Years (1)

	2017	2018	2019
NOACA's Proportion of the Net OPEB (Asset)/Liability	0.02356700%	0.02295000%	0.02270300%
NOACA's Proportionate Share of the Net OPEB (Asset)/Liability	\$2,380,347	\$2,492,202	\$2,959,936
NOACA's Covered Payroll	\$3,256,825	\$3,250,446	\$3,293,071
NOACA's Proportionate Share of the Net OPEB (Asset)/Liability as a Percentage of its Covered - Payroll	73.09%	76.67%	89.88%
Plan Fiduciary Net Position as a Percentage of the Total OPEB Liability	N/A	54.14%	46.33%

(1) Although this schedule is intended to reflect information for ten years, information prior to 2017 is not available. An additional column will be added each year.

*Amounts presented for each fiscal year were determined as of NOACA's measurement date which is the prior calendar year end.

See accompanying notes to the required supplementary information

2020	2021
0.02231900%	0.02355500%
\$3,082,834	(\$419,652)
\$3,371,943	\$3,562,416
91.43%	-11.78%
47.80%	115.57%

Northeast Ohio Areawide Coordinating Agency
Required Supplementary Information
Schedule of NOACA's Contributions
Ohio Public Employees Retirement System
Last Ten Fiscal Years

	2012	2013	2014	2015
Net Pension Liability - Traditional Plan				
Contractually Required Contribution	\$405,591	\$356,820	\$411,860	\$410,531
Contributions in Relation to the Contractually Required Contribution	(405,591)	(356,820)	(411,860)	(410,531)
Contribution Deficiency (Excess)	<u>\$0</u>	<u>\$0</u>	<u>\$0</u>	<u>\$0</u>
NOACA Covered Payroll	\$2,790,153	\$2,780,846	\$3,028,086	\$3,002,711
Pension Contributions as a Percentage of Covered Payroll	<u>9.00%</u>	<u>10.00%</u>	<u>10.00%</u>	<u>12.00%</u>
Net OPEB Liability				
Contractually Required Contribution	115,884	101,949	117,674	58,312
Contributions in Relation to the Contractually Required Contribution	(115,884)	(101,949)	(117,674)	(58,312)
Contribution Deficiency (Excess)	<u>\$0</u>	<u>\$0</u>	<u>\$0</u>	<u>\$0</u>
NOACA Covered Payroll (1)	\$2,790,153	\$2,780,846	\$3,028,086	\$3,002,711
OPEB Contributions as a Percentage of Covered Payroll	<u>5.00%</u>	<u>4.00%</u>	<u>4.00%</u>	<u>2.00%</u>

(1) The OPEB Plan includes the members from the traditional plan and the member directed plan. The member directed pension plan is a defined contribution pension plan; therefore, the pension side is not included above.

See accompanying notes to the required supplementary information

2016	2017	2018	2019	2020	2021
\$451,889	\$468,547	\$438,062	\$460,155	\$467,627	\$484,692
(451,889)	(468,547)	(438,062)	(460,155)	(467,627)	(484,692)
\$0	\$0	\$0	\$0	\$0	\$0
\$3,283,801	\$3,532,545	\$3,236,922	\$3,286,821	\$3,340,193	\$3,462,085
12.00%	13.00%	13.53%	14.00%	14.00%	14.00%
64,233	44,039	15,107	0	2,100	3,058
(64,233)	(44,039)	(15,107)	0	(2,100)	(3,058)
\$0	\$0	\$0	\$0	\$0	\$0
\$3,283,801	\$3,532,545	\$3,236,922	\$3,286,821	\$3,392,693	\$3,538,525
2.00%	1.00%	0.47%	0.00%	0.06%	0.09%

Northeast Ohio Areawide Coordinating Agency, Ohio
Notes to the Required Supplementary Information
For the Fiscal Year Ended June 30, 2021

Changes in Assumptions – OPERS Pension – Traditional Plan

Amounts reported beginning in 2019 incorporate changes in assumptions used by OPERS in calculating the total pension liability in the latest actuarial valuation. These new assumptions compared with those used in prior years are presented below:

	2019	2017 and 2018	2016 and prior
Wage Inflation	3.25 percent	3.25 percent	3.75 percent
Future Salary Increases, including inflation	3.25 to 10.75 percent including wage inflation	3.25 to 10.75 percent including wage inflation	4.25 to 10.05 percent including wage inflation
COLA or Ad Hoc COLA:			
Pre-January 7, 2013 Retirees	3 percent, simple	3 percent, simple	3 percent, simple
Post-January 7, 2013 Retirees	see below	see below	see below
Investment Rate of Return	7.2 percent	7.5 percent	8 percent
Actuarial Cost Method	Individual Entry Age	Individual Entry Age	Individual Entry Age

The assumptions related to COLA or Ad Hoc COLA for post-January 7, 2013 retirees are as follows:

COLA or Ad Hoc COLA	
Post-January 7, 2013 Retirees	
2021	.5 percent, simple through 2021, then 2.15 percent, simple
2020	1.4 percent, simple through 2020 then 2.15 percent, simple
2017 through 2019	3 percent, simple through 2018, then 2.15 percent, simple
2016 and prior	3 percent, simple through 2018, then 2.8 percent, simple

Amounts reported beginning in 2017 use mortality rates based on the RP-2014 Healthy Annuitant mortality table. For males, Healthy Annuitant Mortality tables were used, adjusted for mortality improvement back to the observation period base of 2006 and then established the base year as 2015. For females, Healthy Annuitant Mortality tables were used, adjusted for mortality improvements back to the observation period base year of 2006 and then established the base year as 2010. The mortality rates used in evaluating disability allowances were based on the RP-2014 Disabled mortality tables, adjusted for mortality improvement back to the observation base year of 2006 and then established the base year as 2015 for males and 2010 for females. Mortality rates for a particular calendar year for both healthy and disabled retiree mortality tables are determined by applying the MP-2015 mortality improvement scale to the above described tables.

Amounts reported for 2016 and prior use mortality rates based on the RP-2000 Mortality Table projected 20 years using Projection Scale AA. For males, 105 percent of the combined healthy male mortality rates were used. For females, 100 percent of the combined healthy female mortality rates were used. The mortality rates used in evaluating disability allowances were based on the RP-2000 mortality table with no projections. For males 120 percent of the disabled female mortality rates were used set forward two years. For females, 100 percent of the disabled female mortality rates were used.

Northeast Ohio Areawide Coordinating Agency, Ohio
Notes to the Required Supplementary Information
For the Fiscal Year Ended June 30, 2021

Changes in Assumptions – OPERS OPEB

Investment Return Assumption:	
Beginning in Fiscal year 2019	6.00 percent
Fiscal year 2018	6.50 percent
Municipal Bond Rate:	
Fiscal year 2021	2.00 percent
Fiscal year 2020	2.75 percent
Fiscal year 2019	3.71 percent
Fiscal year 2018	3.31 percent
Single Discount Rate:	
Fiscal year 2021	6.00 percent
Fiscal year 2020	3.16 percent
Fiscal year 2019	3.96 percent
Fiscal year 2018	3.85 percent
Health Care Cost Trend Rate:	
Fiscal year 2021	8.50 percent, initial 3.5 percent, ultimate in 2035
Fiscal year 2020	10.0 percent, initial 3.5 percent, ultimate in 2030
Fiscal year 2019	10.0 percent, initial 3.25 percent, ultimate in 2029
Fiscal year 2018	7.5 percent, initial 3.25 percent, ultimate in 2028

Changes in Benefit Terms – OPERS OPEB

On January 15, 2020, the Board approved several changes to the health care plan offered to Medicare and non-Medicare retirees in efforts to decrease costs and increase the solvency of the health care plan. These changes are effective January 1, 2022, and include changes to base allowances and eligibility for Medicare retirees, as well as replacing OPERS-sponsored medical plans for non-Medicare retirees with monthly allowances, similar to the program for Medicare retirees. These changes are reflected in fiscal year 2021.

Other Supplementary Information

Northeast Ohio Areawide Coordinating Agency, Ohio
Other Supplementary Information
Schedule of Fringe Benefit Cost Charges, Rate Base
and Fringe Benefit Rate Computation
For the Fiscal Year Ended June 30, 2021

	Actual Rate FY 2021
Labor Base	<u><u>\$3,052,703</u></u>
<u>Fringe Benefit Category</u>	
Sick Leave	\$103,259
Bereavement	7,366
Holiday	163,068
Vacation	322,239
Personal Days	40,562
Jury/Longevity/Stipend/Parental Leave	26,036
OPERS	496,643
Workers' Compensation	(6,884)
Unemployment Compensations	3,150
Hospitalization	592,500
FSA Consultant	1,465
Transit Subsidy	(9,821)
Short-Term Disability Insurance	16,866
Professional Dues	5,365
Medicare	<u>50,282</u>
Total Fringe Benefit Costs	<u><u>\$1,812,096</u></u>
Fringe Benefit Rate Used by NOACA	59.36%

Northeast Ohio Areawide Coordinating Agency, Ohio
Other Supplementary Information
Schedule of Indirect Cost Charges, Rate Base
and Indirect Cost Rate Computation
For the Fiscal Year Ended June 30, 2021

	Actual Rate FY 2021
Direct Labor (Salary)	
Air Quality	\$93,801
Water Quality (604(B) and local)	165,801
Transportation Programs	2,064,089
Rideshare Programs	40,095
Other Local Activities	5,848
Total Labor	2,369,634
Total Fringe Benefits	1,406,624
Total Labor/Fringe Benefits Base	\$3,776,258
Indirect Cost Category	
Salaries/Fringe Benefits	\$1,088,541
Office/Utilities/Maintenance/Security	90,688
Telephone	15,748
Travel/Training	11,623
Meeting/Parking	24
Supplies	9,191
Postage	2,070
Consultants	63,264
Hardware/Software	56,222
Membership Contributions	19,756
Furniture/Equipment	9,870
Audit Fees	16,400
Depreciation	76,947
Advertising	428
Accounting Services	662
Insurance	24,662
Legal Services	34,950
Equipment Leasing	1,173
Maintenance Repair (Equipment)	19,407
Miscellaneous	134
Total Indirect Costs	\$1,541,760
Indirect Cost Rate Used by NOACA	40.83%

Combining Statements

Fund Descriptions - Nonmajor Governmental Funds

Nonmajor Special Revenue Funds

To account for and report the proceeds of specific revenue sources that are restricted or committed to expenditure for specified purposes other than debt service or capital projects.

Foundation and Other Grants Fund – To account for and report restricted funds provided by foundations and other non-governmental organizations that support various programs like the Cleveland Foundation Fellows and the Walkability Institute.

Lake Erie Coastal Ohio Trail Fund – To account for and report restricted funds that support the management and promotion of the trail.

Ohio EPA Biennium Water Quality Fund – To account for and report restricted monies received from the State of Ohio to maintain and improve the Areawide Water Quality Management (208) Plan for Northeast Ohio.

Congestion Mitigation/Air Quality Fund – To account for and report federal highway monies restricted to improve the efficiency and safety of traffic signal systems in regionally significant corridors, to increase public awareness of the causes and effects of air pollution and to promote less polluting methods of transportation.

Active Transportation Fund – To account for and report restricted monies used to promote active transportation, which includes walking, biking, wheelchair, small-wheeled transport and access to transit.

State Planning Research Grant Fund – To account for and report restricted monies used to develop a regional transit strategic plan.

Federal EPA 604B Water Quality Planning Fund – To account for and report federal water quality restricted grants that support point and nonpoint source planning activities, water quality assessments and watershed planning efforts.

Rideshare Fund – To account for and report restricted federal monies used to promote and maintain software and user database to promote and facilitate car and van pools and other means of reducing single occupancy travel.

Northeast Ohio Areawide Coordinating Agency

*Combining Balance Sheet
Nonmajor Special Revenue Funds
June 30, 2021*

	Foundation and Other Grants	Lake Erie Coastal Trail	Ohio EPA Biennium Water Quality Program
Assets			
Equity in Pooled Cash and Cash Equivalents	\$12,469	\$16,790	\$0
Intergovernmental Receivable	0	0	22,892
<i>Total Assets</i>	<u>\$12,469</u>	<u>\$16,790</u>	<u>\$22,892</u>
Liabilities			
Interfund Payable	\$0	\$0	\$22,892
Unearned Revenue	12,469	16,790	0
<i>Total Liabilities</i>	12,469	16,790	22,892
Fund Balances	0	0	0
<i>Total Liabilities and Fund Balances</i>	<u>\$12,469</u>	<u>\$16,790</u>	<u>\$22,892</u>

Congestion Mitigation/ Air Quality	Federal EPA 604B Water Quality Planning	Rideshare	Total Nonmajor Special Revenue Funds
\$0	\$0	\$0	\$29,259
10,568	1,400	20,734	55,594
<u>\$10,568</u>	<u>\$1,400</u>	<u>\$20,734</u>	<u>\$84,853</u>
\$10,568	\$1,400	\$20,734	\$55,594
0	0	0	29,259
10,568	1,400	20,734	84,853
0	0	0	0
<u>\$10,568</u>	<u>\$1,400</u>	<u>\$20,734</u>	<u>\$84,853</u>

Northeast Ohio Areawide Coordinating Agency
Combining Statement of Revenues, Expenditures and Changes in Fund Balances
Nonmajor Special Revenue Funds
For the Fiscal Year Ended June 30, 2021

	Foundation and Other Grants	Ohio EPA Biennium Water Quality Program	Congestion Mitigation/ Air Quality
Revenues			
Intergovernmental	\$0	\$75,000	\$187,856
Donations	294,465	0	0
<i>Total Revenues</i>	<u>294,465</u>	<u>75,000</u>	<u>187,856</u>
Expenditures			
Current:			
General Government	185,000	0	0
Transportation Planning	109,465	0	0
Air Quality Planning	0	0	187,856
Water Quality Planning	0	75,000	0
<i>Total Expenditures</i>	<u>294,465</u>	<u>75,000</u>	<u>187,856</u>
<i>Net Change in Fund Balances</i>	0	0	0
<i>Fund Balances Beginning of Year</i>	<u>0</u>	<u>0</u>	<u>0</u>
<i>Fund Balances End of Year</i>	<u><u>\$0</u></u>	<u><u>\$0</u></u>	<u><u>\$0</u></u>

Active Transportation	State Planning Research Grant	Federal EPA 604B Water Quality Planning	Rideshare	Total Nonmajor Special Revenue Funds
\$12,751 0	\$35,559 0	\$51,657 0	\$97,723 0	\$460,546 294,465
12,751	35,559	51,657	97,723	755,011
0	0	0	0	185,000
12,751	35,559	0	0	157,775
0	0	0	97,723	285,579
0	0	51,657	0	126,657
12,751	35,559	51,657	97,723	755,011
0	0	0	0	0
0	0	0	0	0
\$0	\$0	\$0	\$0	\$0

(This Page Intentionally Left Blank)



3

STATISTICAL SECTION

(This Page Intentionally Left Blank)

Statistical Section

This part of the Northeast Ohio Areawide Coordinating Agency, Ohio's Annual Comprehensive Financial Report presents detailed information as a context for understanding what the information in the financial statements, note disclosures and required supplementary information says about NOACA's overall financial health.

Contents	Page(s)
<i>Financial Trends</i>	S2 – S9
These schedules contain trend information to help the reader understand how NOACA's financial performance and well-being have changed over time.	
<i>Revenue Capacity</i>	S10 – S14
These schedules contain information to help the reader assess NOACA's most significant local revenue, local membership contributions.	
<i>Debt Capacity</i>	S15
These schedules present information to help the reader assess the affordability of NOACA's current levels of outstanding debt and NOACA's ability to issue additional debt in the future.	
<i>Economic and Demographic Information</i>	S16 – S17
These schedules offer economic and demographic indicators to help the reader understand the environment within which NOACA's financial activities take place.	
<i>Operating Information</i>	S18 – S21
These schedules contain service and infrastructure data to help the reader understand how the information in NOACA's financial report relates to the services NOACA provides and the activities it performs.	

Sources: Unless otherwise noted, the information in these schedules is derived from the annual financial reports for the relevant year.

Northeast Ohio Areawide Coordinating Agency

Net Position By Component

Last Ten Fiscal Years

(Accrual Basis of Accounting)

	<u>2012</u>	<u>2013</u>	<u>2014</u>	<u>2015</u>	<u>2016</u>
Governmental Activities					
Net Investment in					
Capital Assets	(\$137,283)	(\$77,861)	\$1,548,250	\$1,369,793	\$1,162,593
Restricted for:					
Leasehold Requirement	335,846	337,277	0	0	0
Unrestricted	<u>2,126,029</u>	<u>1,938,964</u>	<u>(1,802,523)</u>	<u>(1,601,329)</u>	<u>(1,861,688)</u>
<i>Total Governmental Activities</i>					
<i>Net Position</i>	<u>\$2,324,592</u>	<u>\$2,198,380</u>	<u>(\$254,273)</u>	<u>(\$231,536)</u>	<u>(\$699,095)</u>

Note - In fiscal year 2015, NOACA implemented GASB 68 which affected Unrestricted Net Position for 2014.

Note - In fiscal year 2018, NOACA implemented GASB 75 which affected Unrestricted Net Position for 2017.

<u>2017</u>	<u>2018</u>	<u>2019</u>	<u>2020</u>	<u>2021</u>
\$1,000,002	\$998,195	\$932,219	\$970,396	\$1,410,273
0	0	0	0	0
<u>(5,162,278)</u>	<u>(6,085,775)</u>	<u>(7,034,351)</u>	<u>(7,470,633)</u>	<u>(4,567,799)</u>
<u>(\$4,162,276)</u>	<u>(\$5,087,580)</u>	<u>(\$6,102,132)</u>	<u>(\$6,500,237)</u>	<u>(\$3,157,526)</u>

Northeast Ohio Areawide Coordinating Agency

*Changes in Net Position
Last Ten Fiscal Years
(Accrual Basis of Accounting)*

	2012	2013	2014	2015
Program Revenues				
Governmental Activities:				
Charges for Services:				
General Government	\$209,365	\$225,705	\$250,779	\$263,912
Operating Grants and Contributions:				
Transportation Planning	4,896,174	4,726,076	4,435,845	4,219,778
Air Quality Planning	123,986	29,408	0	89,595
Water Quality Planning	136,793	55,072	147,519	187,265
Sustainable Communities - NEOSCC	1,488,423	1,723,766	1,586,799	0
Subtotal - Operating Grants and Contributions	6,645,376	6,534,322	6,170,163	4,496,638
<i>Total Governmental Program Revenues</i>	6,854,741	6,760,027	6,420,942	4,760,550
Expenses				
Governmental Activities:				
General Government	535,194	510,011	647,928	567,619
Transportation Planning	5,382,144	5,293,979	4,923,092	4,608,513
Air Quality Planning	123,986	29,408	0	110,332
Water Quality Planning	136,793	58,538	147,519	184,460
Sustainable Communities - NEOSCC	1,488,423	1,723,766	1,586,799	0
<i>Total Governmental Activities Expenses</i>	7,666,540	7,615,702	7,305,338	5,470,924
Net Expense				
Governmental Activities	(811,799)	(855,675)	(884,396)	(710,374)
General Revenues				
Governmental Activities				
Membership Contributions	706,748	706,749	706,747	706,748
Investment Earnings	21,972	9,210	7,118	1,356
Miscellaneous	38,156	13,504	19,636	25,007
<i>Total Governmental Activities</i>	766,876	729,463	733,501	733,111
Change in Net Position				
Governmental Activities	(\$44,923)	(\$126,212)	(\$150,895)	\$22,737

(1) Expenses are first impacted by the implementation of GASB Statement No. 68 beginning in 2015.

(2) Expenses are first impacted by the implementation of GASB Statement No. 75 beginning in 2018.

2016	2017	2018	2019	2020	2021
\$264,821	\$261,037	\$270,007	\$183,832	\$82,639	\$88,074
5,321,611	5,016,423	4,913,619	6,221,161	5,996,012	5,475,382
179,767	550,828	281,225	689,701	538,821	285,579
128,134	127,867	125,667	125,267	127,172	126,657
0	0	0	0	0	0
5,629,512	5,695,118	5,320,511	7,036,129	6,662,005	5,887,618
5,894,333	5,956,155	5,590,518	7,219,961	6,744,644	5,975,692
882,631	1,086,125	1,444,861	964,616	425,254	(951,829)
5,920,969	5,978,767	5,381,392	7,383,282	6,685,325	4,081,451
194,287	572,623	281,225	704,728	560,499	207,518
136,293	142,851	125,667	145,526	432,738	242,823
0	0	0	0	0	0
7,134,180	7,780,366	7,233,145	9,198,152	8,103,816	3,579,963
(1,239,847)	(1,824,211)	(1,642,627)	(1,978,191)	(1,359,172)	2,395,729
706,747	706,748	706,747	944,747	944,747	944,747
3,647	6,095	10,576	18,892	16,320	2,235
61,894	11,412	0	0	0	0
772,288	724,255	717,323	963,639	961,067	946,982
(\$467,559)	(\$1,099,956)	(\$925,304)	(\$1,014,552)	(\$398,105)	\$3,342,711

Northeast Ohio Areawide Coordinating Agency

Fund Balances, Governmental Funds

Last Ten Fiscal Years

(Modified Accrual Basis of Accounting)

	<u>2012</u>	<u>2013</u>	<u>2014</u>	<u>2015</u>	<u>2016</u>
General Fund					
Nonspendable	\$0	\$0	\$0	\$0	\$0
Restricted	335,846	337,277	0	0	0
Unassigned	<u>2,655,860</u>	<u>2,480,371</u>	<u>1,332,207</u>	<u>1,452,426</u>	<u>1,461,773</u>
Total Governmental Funds	<u>\$2,991,706</u>	<u>\$2,817,648</u>	<u>\$1,332,207</u>	<u>\$1,452,426</u>	<u>\$1,461,773</u>

2017	2018	2019	2020	2021
\$0	\$0	\$2,068	\$0	\$0
0	0	0	0	0
1,396,225	1,120,064	1,443,207	1,624,642	1,618,571
<u>\$1,396,225</u>	<u>\$1,120,064</u>	<u>\$1,445,275</u>	<u>\$1,624,642</u>	<u>\$1,618,571</u>

Northeast Ohio Areawide Coordinating Agency

Changes in Fund Balances, Governmental Funds

Last Ten Fiscal Years

(Modified Accrual Basis of Accounting)

	2012	2013	2014	2015	2016
Revenues					
Charges for Services	\$209,365	\$225,705	\$250,779	\$263,912	\$264,821
Membership Contributions	706,748	706,749	706,747	706,748	706,747
Intergovernmental	6,645,376	6,534,322	6,168,086	4,496,638	5,609,512
Interest	21,972	9,210	7,118	1,356	3,647
Donations	0	0	0	0	0
Miscellaneous	38,156	13,504	21,713	25,007	61,894
Total Revenues	7,621,617	7,489,490	7,154,443	5,493,661	6,646,621
Expenditures					
Current:					
General Government	421,413	376,471	805,577	405,109	554,899
Transportation Planning	5,382,144	5,293,979	4,923,092	4,669,074	5,744,789
Air Quality Planning	123,986	29,408	0	111,994	189,452
Water Quality Planning	136,793	58,538	147,519	187,265	126,134
Sustainable Communities - NEOSCC	1,453,291	1,694,319	1,557,028	0	0
Debt Service:					
Principal Retirement	200,833	210,833	1,206,668	0	0
Total Expenditures	7,718,460	7,663,548	8,639,884	5,373,442	6,615,274
Net Change in Fund Balances	(\$96,843)	(\$174,058)	(\$1,485,441)	\$120,219	\$31,347
Debt Service as a Percentage of Noncapital Expenditures	2.6%	2.8%	14.7%	0.0%	0.0%

2017	2018	2019	2020	2021
\$261,037	\$270,007	\$183,832	\$82,639	\$88,074
706,748	706,747	944,747	944,747	944,747
5,714,843	5,320,511	7,036,129	6,662,005	5,593,153
6,095	10,576	18,892	16,320	2,235
0	0	0	0	294,465
11,412	0	0	0	0
<u>6,700,135</u>	<u>6,307,841</u>	<u>8,183,600</u>	<u>7,705,711</u>	<u>6,922,674</u>
603,876	795,718	391,595	185,709	552,572
5,503,112	5,381,392	6,651,826	6,482,612	5,718,403
550,828	281,225	689,701	451,654	285,579
127,867	125,667	125,267	406,369	372,191
0	0	0	0	0
0	0	0	0	0
<u>6,785,683</u>	<u>6,584,002</u>	<u>7,858,389</u>	<u>7,526,344</u>	<u>6,928,745</u>
<u>(\$85,548)</u>	<u>(\$276,161)</u>	<u>\$325,211</u>	<u>\$179,367</u>	<u>(\$6,071)</u>
0.0%	0.0%	0.0%	0.0%	0.0%

Northeast Ohio Areawide Coordinating Agency
Principal Revenue Payers - Local Membership Dues
Fiscal Years 2021 and 2012

County/Member	2012			2021		
	Amount	Per Capita Rate	Percentage of Total Revenue	Amount	Per Capita Rate	Percentage of Total Revenue
Cuyahoga County						
Cuyahoga County	\$174,259	0.13	24.7%	\$221,238	0.17	23.4%
Northeast Ohio Regional Sewer District	54,834	0.04	7.8%	46,576	0.04	4.9%
Greater Cleveland Regional Transit Authority	54,834	0.04	7.8%	46,576	0.04	4.9%
Cleveland-Cuyahoga County Port Authority	0	0.00	0.0%	46,576	0.04	4.9%
City of Cleveland	59,693	0.13	8.4%	68,559	0.17	7.3%
Other Municipalities and Townships	114,569	0.13	16.2%	152,680	0.17	16.2%
Total Cuyahoga County	458,189	0.33	64.8%	582,205	0.45	61.6%
Lorain County						
Lorain County	38,245	0.14	5.4%	56,194	0.19	5.9%
Lorain County Engineers	12,606	0.05	1.8%	19,188	0.06	2.0%
City of Elyria	12,328	0.22	1.7%	11,382	0.21	1.2%
City of Lorain	17,525	0.26	2.5%	13,379	0.21	1.4%
Other Municipalities and Townships	13,504	0.09	1.9%	36,916	0.20	3.9%
Total Lorain County	94,208	0.33	13.3%	137,059	0.45	14.5%
Lake County						
Lake County	74,774	0.33	10.6%	62,773	0.27	6.6%
Lake County Engineers	0	0.00	0.0%	20,924	0.09	2.2%
Laketrans	0	0.00	0.0%	20,924	0.09	2.2%
Total Lake County	74,774	0.33	10.6%	104,621	0.45	11.1%
Medina County						
Medina County Commissioners	49,683	0.33	7.0%	78,378	0.45	8.3%
Geauga County						
Geauga County Commissioners	14,947	0.16	2.1%	21,242	0.23	2.2%
Geauga County Engineers	8,968	0.10	1.3%	12,745	0.14	1.3%
Geauga County Water Resources	5,979	0.07	0.8%	8,497	0.09	0.9%
Total Geauga County	29,894	0.33	4.2%	42,484	0.45	4.5%
Total Membership Dues	\$706,748	0.33	100.0%	\$944,747	0.45	100.0%

Source: NOACA Financial Records

(This Page Intentionally Left Blank)

Northeast Ohio Areawide Coordinating Agency
Membership Contributions' Collections
Last Ten Fiscal Years

Fiscal Year	Total Membership Contributions Collected (1)	Cuyahoga County		Lorain County	
		Dues Collected	Percentage	Dues Collected	Percentage
2021	\$944,747	\$582,205	61.63%	\$137,059	14.51%
2020	944,747	582,205	61.63	137,059	14.51
2019	944,747	582,210	61.63	137,060	14.51
2018	706,747	435,541	61.63	102,532	14.51
2017	706,748	435,542	61.63	102,532	14.51
2016	706,748	435,542	61.63	102,532	14.51
2015	706,748	435,542	61.63	102,532	14.51
2014	706,748	435,542	61.63	102,532	14.51
2013	706,748	458,189	64.83	94,208	13.33
2012	706,748	458,189	64.83	94,208	13.33

(1) Cash basis from NOACA records.

Lake County		Medina County		Geauga County	
<u>Dues Collected</u>	<u>Percentage</u>	<u>Dues Collected</u>	<u>Percentage</u>	<u>Dues Collected</u>	<u>Percentage</u>
\$104,621	11.07%	\$78,378	8.30%	\$42,484	4.50%
104,621	11.07	78,378	8.30	42,484	4.50
104,626	11.07	78,378	8.30	42,473	4.50
78,268	11.07	58,633	8.30	31,773	4.50
78,268	11.07	58,633	8.30	31,773	4.50
78,268	11.07	58,633	8.30	31,773	4.50
78,268	11.07	58,633	8.30	31,773	4.50
78,268	11.07	58,633	8.30	31,773	4.50
74,774	10.58	49,683	7.03	29,894	4.23
74,774	10.58	49,683	7.03	29,894	4.23

Northeast Ohio Areawide Coordinating Agency

Per Capita Billing Rate

Last Ten Fiscal Years

<u>Fiscal Year</u>	<u>Per Capita Rate</u>
2021	\$0.45
2020	0.45
2019	0.45
2018	0.34
2017	0.34
2016	0.34
2015	0.34
2014	0.34
2013	0.33
2012	0.33

Membership dues are apportioned by population figures established by the decennial census conducted by the United States Bureau of Census and may be increased or decreased by the Board of Directors each year.

Northeast Ohio Areawide Coordinating Agency

*Ratio of Outstanding Debt to
Total Personal Income and Debt Per Capita
Last Ten Fiscal Years*

<u>Fiscal Year</u>	<u>Capital Leases</u>	<u>Percentage of Personal Income</u>	<u>Per Capita</u>
2021	\$0	0.00 %	0.00
2020	0	0.00	0.00
2019	0	0.00	0.00
2018	0	0.00	0.00
2017	0	0.00	0.00
2016	0	0.00	0.00
2015	0	0.00	0.00
2014 (1)	0	0.00	0.00
2013	1,206,668	0.00	0.58
2012	1,417,501	0.00	0.68

Note: Population and Personal Income data are presented on page S17.

(1) NOACA paid off the capital lease obligation during 2014.

Northeast Ohio Areawide Coordinating Agency

*Principal Employers
Fiscal Years 2021 and 2012*

Fiscal Year 2021			
<u>Employer</u>	<u>Nature of Activity</u>	<u>Employees</u>	<u>Percentage of Total Regional Employment</u>
Cleveland Clinic	Healthcare	45,991	4.33 %
University Hospitals	Healthcare	22,760	2.14
Minute Men Companies	Staffing Agency	21,447	2.02
United States Office of Personnel Management	Federal Government	15,360	1.45
Walmart	Grocery/Retail	12,345	1.16
Progressive Corporation	Insurance Company	11,942	1.12
Giant Eagle	Grocery/Retail	9,070	0.86
Cuyahoga County	County Government	7,586	0.71
State of Ohio	State Government	7,422	0.70
City of Cleveland	Local Government	7,006	0.66
Total		160,929	15.15 %
Total Labor Force within the Region		1,062,531	

Fiscal Year 2012			
<u>Employer</u>	<u>Nature of Activity</u>	<u>Employees</u>	<u>Percentage of Total Regional Employment</u>
Cleveland Clinic	Healthcare	34,000	3.19 %
United States Office of Personnel Management	Federal Government	15,095	1.41
University Hospitals	Healthcare	13,726	1.29
Giant Eagle	Grocery/Retail	10,311	0.97
Progressive Corporation	Insurance Company	8,612	0.81
Cuyahoga County	Local Government	7,859	0.74
State of Ohio	State Government	7,789	0.73
City of Cleveland	Local Government	7,089	0.66
Cleveland Metropolitan School District	Local Government	7,074	0.66
KeyCorp	Financial Institution	5,827	0.54
Total		117,382	11.00 %
Total Labor Force within the Region		1,067,302	

Source: Crains Cleveland Business , List of 100 Largest Northeast Ohio Employers
Bureau of Labor Statistics, Total Labor Force in Cleveland-Elyria MSA

Northeast Ohio Areawide Coordinating Agency
Demographic and Economic Statistics
Last Ten Fiscal Years

Year	Population (1)	Total Personal Income	Per Capita Income (2)	Population Density (3)	Unemployment Rate (4)		
					Region	State of Ohio	United States
2021	2,088,251	\$115,795,606,201	\$55,451	1,035.8	9.6%	8.1%	8.1%
2020	2,087,150	115,734,554,650	55,451	1,035.3	4.1	4.2	3.7
2019	2,086,049	112,164,768,681	53,769	1,034.7	4.7	4.5	3.9
2018	2,084,948	107,602,081,332	51,609	1,034.2	5.6	5.0	4.4
2017	2,083,847	103,765,161,365	49,795	1,033.7	5.4	5.0	4.9
2016	2,082,746	101,156,890,474	48,569	1,033.1	5.0	5.0	5.3
2015	2,081,644	97,679,063,056	46,924	1,032.6	6.0	5.8	6.2
2014	2,080,543	92,983,627,756	44,692	1,032.0	6.8	7.5	7.4
2013	2,079,442	92,271,079,866	44,373	1,031.5	6.6	7.4	8.1
2012	2,078,341	87,859,787,434	42,274	1,030.9	7.4	8.8	8.9

Sources:

- (1) 2021, Census 2020. 2012-2020 estimates from NOACA.
- (2) Bureau of Economic Analysis (BEA) Personal Income Data
- (3) Calculated using the GIS generated square mileage of the NOACA region (approximately 2,016 square miles)
- (4) Ohio Labor Market Information (LMI) Local Area Unemployment Statistics (LAUS)

Northeast Ohio Areawide Coordinating Agency
Full-Time Equivalent NOACA Employees by Division
Last Five Fiscal Years (1)

Division	2017	2018	2019	2020	2021
Executive	3.0	2.0	2.0	3.0	4.0
Administrative Services	5.5	5.5	5.5	6.5	6.5
Planning	20.0	19.0	19.0	0.0	0.0
Transportation Planning and Engineering	0.0	0.0	0.0	13.0	8.0
External Engagement and Public Affairs	6.0	5.0	4.0	5.0	3.0
Programming	5.0	6.0	6.0	5.0	5.0
Accounting	2.0	2.0	2.0	2.0	2.0
Strategic and Long Range Planning	0.0	0.0	3.0	0.0	0.0
Strategic and Environmental Planning	0.0	0.0	0.0	7.0	10.0
Totals:	<u>41.5</u>	<u>39.5</u>	<u>41.5</u>	<u>41.5</u>	<u>38.5</u>

Method: Using 1.0 for each full-time employee and 0.50 for each part-time employee at June 30.

Source: NOACA, ADP Payroll Records

(1) Information prior to 2017 is not available.

(2) During fiscal year 2020, the Planning Division was divided into Transportation Planning and Engineering and Strategic and Environmental Planning.

Northeast Ohio Areawide Coordinating Agency

Capital Assets Statistics

Last Five Fiscal Years (1)

Asset Description	2017	2018	2019	2020	2021
Land					
Total Acres	0.444	0.444	0.444	0.444	0.444
Buildings	1	1	1	1	1
Bicycle and Pedestrian Counters	2	2	18	18	18
Servers	8	8	8	8	8

Source: NOACA Financial Records

(1) Information prior to fiscal year 2017 is not available.

Northeast Ohio Areawide Coordinating Agency
Operating Indicators by Division
Last Five Fiscal Years (1)

Division	2017	2018	2019	2020	2021
Executive					
Resolutions Passed (2)(3)	52	42	61	52	N/A
Number of Board and Committee Meetings (2)	60	60	60	60	60
Administrative Services					
Purchase Orders Approved	575	546	790	687	322
Board Procurements (More than \$50,000) (2)	5	6	4	7	4
IT Help Desk Requests	241	430	531	488	355
Network Maintenance Hours	145	130	155	126	126
Transportation Planning and Engineering					
Long Range Transportation Plan	1	0	0	0	1
Signal Timing Optimization Project					
Number of Intersections	25	30	30	0	30
TLCI Planning Studies	6	6	7	3	9
Pavement Maintenance Reports	90	0	90	0	90
Traffic Count Locations (4)	0	251	233	227	N/A
Provide Model Outputs	100	100	100	100	100
Number of GIS Application Projects	5	5	8	10	11
GIS Data in Library	42.24 GB	42.36 GB	44.36 GB	46.00 GB	49.80 GB
GIS Layers/Services Shared and/or Maintained	30	32	37	37	40
Street Supply Projects	0	5	14	1	5
Manual Bike and Pedestrian Count Locations	134	103	116	62	87
Permanent Bike and Pedestrian Count Locations	2	2	2	16	16
Bike Maps Distributed	20,000	47,974	40,388	26,191	1,380
Technical Assistance Projects Completed	3	2	2	0	2
Safety Collaboration Participation	5	5	7	8	9
Safe Routes to School Travel Plan Assistance	0	0	4	4	3
Safe Routes to School Mapping Assistance	0	3	5	3	0
Safe Routes to School Funding Support Letters	0	5	8	8	5
External Engagement and Governmental Affairs					
Media Articles with NOACA Mentions	N/A	N/A	0	55	67
Media Calls	N/A	N/A	16	27	38
Social media Impressions	N/A	N/A	0	802,013	978,221
Web Visitors - NOACA	N/A	N/A	0	12,089	15,320
Web Visitors - Hyperloop	N/A	N/A	0	32,441	44,895
Web Visitors - eNEO2050	N/A	N/A	0	12,890	54,086
External Newsletters Released	N/A	N/A	6	9	9
Podcasts	N/A	N/A	0	7	2
Podcast Downloads	N/A	N/A	0	331	203
Lunch and Learns	N/A	N/A	0	3	5
Outreach Campaigns	N/A	N/A	2	7	4
Collateral Materials and Assets Produced	N/A	N/A	29	37	52
Annual Meeting Registrants	N/A	N/A	267	435	336
Videos Produced	N/A	N/A	0	0	3
Legislative Events and Forums	N/A	N/A	2	2	4
Programming					
Percentage On-Time Project Implementation	92%	80%	93%	79%	88%
Percentage Program Balance	39%	48%	56%	15%	6%
Percentage Estimate Accuracy	-11%	-11%	-12%	0%	-15%
Percentage Funds Encumbered	94%	94%	87%	96%	96%
Dollars Encumbered (in millions)	47.60	62.60	63.90	69.70	61.30
Percentage of Planning Projects Completed	97%	97%	97%	97%	92%
Miles of Roadway Improvements	25	32	17	27	27
Office of the Comptroller					
Payroll Checks	1,102	1,052	1,037	1,072	1,077
Accounts Payable Checks	855	805	815	817	509
Invoices Processed	1,027	1,117	1,359	1,239	862
EFT Transactions	60	81	91	70	115

Northeast Ohio Areawide Coordinating Agency
Operating Indicators by Division (continued)
Last Five Fiscal Years (1)

Division	2017	2018	2019	2020	2021
Strategic and Environmental Planning					
Mobility Coalition Meetings	8	8	8	1	2
Mobility Newsletters Sent	4	4	4	2	2
Freight Reports Completed and Updated	1	2	2	2	2
5310 Applications Reviewed and Scored	32	27	31	29	20
TLCI Applications Reviewed and Scored	25	26	26	19	16
Consistency Reviews (Water Quality)	50	63	48	71	81
Permit to Install Reviews (Water Quality)	161	175	139	119	164
Assistance Requests (Water Quality)	265	275	311	282	272
Facilities Planning Area Modification Requests Approved	5	6	7	3	9
Project Applications Reviewed (Air and Water Quality)	8	14	19	16	28
Commuter Choice Awards Applications Scored	24	29	37	23	23
Stakeholder Meetings (Air and Water Quality)	23	24	21	22	18

Source: NOACA Financial Records

- (1) Information prior to 2017 is not available.
- (2) This information is only available on a calendar year basis.
- (3) The full fiscal year 2021 information is not available at this time.
- (4) Due to a significant change in traffic patterns, this information is not available for FY 2021.

(This Page Intentionally Left Blank)

OHIO AUDITOR OF STATE KEITH FABER



NORTHEAST OHIO AREAWIDE COORDINATING AGENCY

CUYAHOGA COUNTY

AUDITOR OF STATE OF OHIO CERTIFICATION

This is a true and correct copy of the report, which is required to be filed pursuant to Section 117.26, Revised Code, and which is filed in the Office of the Ohio Auditor of State in Columbus, Ohio.



Certified for Release 2/3/2022

88 East Broad Street, Columbus, Ohio 43215
Phone: 614-466-4514 or 800-282-0370

This report is a matter of public record and is available online at
www.ohioauditor.gov