



OHIO AUDITOR OF STATE
KEITH FABER



**LABRAE LOCAL SCHOOL DISTRICT
TRUMBULL COUNTY
JUNE 30, 2021**

TABLE OF CONTENTS

TITLE	PAGE
Independent Auditor's Report	1
Prepared by Management:	
Management's Discussion and Analysis	5
Basic Financial Statements:	
Government-wide Financial Statements:	
Statement of Net Position	19
Statement of Activities.....	20
Fund Financial Statements:	
Balance Sheet	
Governmental Funds	21
Reconciliation of Total Governmental Fund Balances to Net Position of Governmental Activities	22
Statement of Revenues, Expenditures and Changes in Fund Balance Governmental Funds	23
Reconciliation of the Statement of Revenues, Expenditures and Changes in Fund Balances of Governmental Funds to the Statement of Activities.....	24
Statement of Revenues, Expenditures and Changes in Fund Balance - Budget (Non-GAAP Basis) and Actual General Fund.....	25
Statement of Fiduciary Net Position - Fiduciary Funds	26
Statement of Changes in Fiduciary Net Position - Fiduciary Funds	27
Notes to the Basic Financial Statements	28

**LABRAE LOCAL SCHOOL DISTRICT
TRUMBULL COUNTY
JUNE 30, 2021**

**TABLE OF CONTENTS
(Continued)**

TITLE	PAGE
Required Supplementary Information:	
Schedule of the District's Proportionate Share of the Net Pension Liability (SERS)	70
Schedule of the District's Proportionate Share of the Net Pension Liability (STRS)	72
Schedule of District Pension Contributions (SERS).....	74
Schedule of District Pension Contributions (STRS).....	76
Schedule of the District's Proportionate Share of the Net OPEB Liability (SERS)	78
Schedule of the District's Proportionate Share of the Net OPEB Liability/Asset (STRS)	79
Schedule of District OPEB Contributions (SERS).....	80
Schedule of District OPEB Contributions (STRS).....	82
Notes to Required Supplementary Information	84
Schedule of Expenditures of Federal Awards	87
Notes to the Schedule of Expenditures of Federal Awards	88
Independent Auditor's Report on Internal Control Over Financial Reporting and on Compliance and Other Matters Required by <i>Government Auditing Standards</i>	89
Independent Auditor's Report on Compliance with Requirements Applicable to the Major Federal Program and on Internal Control Over Compliance Required by the Uniform Guidance	91
Schedule of Findings.....	95
Corrective Action Plan.....	99

OHIO AUDITOR OF STATE KEITH FABER



88 East Broad Street
Columbus, Ohio 43215
ContactUs@ohioauditor.gov
(800) 282-0370

INDEPENDENT AUDITOR'S REPORT

LaBrae Local School District
Trumbull County
1001 North Leavitt Road
Leavittsburgh, Ohio 44430

To the Board of Education:

Report on the Financial Statements

We have audited the accompanying financial statements of the governmental activities, each major fund, and the aggregate remaining fund information of the LaBrae Local School District, Trumbull County, Ohio (the District), as of and for the year ended June 30, 2021, and the related notes to the financial statements, which collectively comprise the District's basic financial statements as listed in the table of contents.

Management's Responsibility for the Financial Statements

Management is responsible for preparing and fairly presenting these financial statements in accordance with accounting principles generally accepted in the United States of America; this includes designing, implementing, and maintaining internal control relevant to preparing and fairly presenting financial statements that are free from material misstatement, whether due to fraud or error.

Auditor's Responsibility

Our responsibility is to opine on these financial statements based on our audit. We audited in accordance with auditing standards generally accepted in the United States of America and the financial audit standards in the Comptroller General of the United States' *Government Auditing Standards*. Those standards require us to plan and perform the audit to reasonably assure the financial statements are free from material misstatement.

An audit requires obtaining evidence about financial statement amounts and disclosures. The procedures selected depend on our judgment, including assessing the risks of material financial statement misstatement, whether due to fraud or error. In assessing those risks, we consider internal control relevant to the District's preparation and fair presentation of the financial statements in order to design audit procedures that are appropriate in the circumstances, but not to the extent needed to opine on the effectiveness of the District's internal control. Accordingly, we express no such opinion. An audit also includes evaluating the appropriateness of management's accounting policies and the reasonableness of their significant accounting estimates, as well as our evaluation of the overall financial statement presentation.

We believe the audit evidence we obtained is sufficient and appropriate to support our audit opinions.

Opinion

In our opinion, the financial statements referred to above present fairly, in all material respects, the respective financial position of the governmental activities, each major fund, and the aggregate remaining fund information of the District, as of June 30, 2021, and the respective changes in financial position thereof and the budgetary comparison for the General Fund thereof for the year then ended in accordance with the accounting principles generally accepted in the United States of America.

Emphasis of Matter

As discussed in Note 18 to the financial statements, the financial impact of COVID-19 and the continuing emergency measures may impact subsequent periods of the District. We did not modify our opinion regarding this matter.

Other Matters

Required Supplementary Information

Accounting principles generally accepted in the United States of America require this presentation to include *management's discussion and analysis*, and schedules of net pension and other post-employment benefit liabilities and pension and other post-employment benefit contributions listed in the table of contents, to supplement the basic financial statements. Although this information is not part of the basic financial statements, the Governmental Accounting Standards Board considers it essential for placing the basic financial statements in an appropriate operational, economic, or historical context. We applied certain limited procedures to the required supplementary information in accordance with auditing standards generally accepted in the United States of America, consisting of inquiries of management about the methods of preparing the information and comparing the information for consistency with management's responses to our inquiries, to the basic financial statements, and other knowledge we obtained during our audit of the basic financial statements. We do not opine or provide any assurance on the information because the limited procedures do not provide us with sufficient evidence to opine or provide any other assurance.

Supplementary and Other Information

Our audit was conducted to opine on the District's basic financial statements taken as a whole.

The Schedule of Expenditures of Federal Awards presents additional analysis as required by Title 2 U.S. Code of Federal Regulations (CFR) Part 200, Uniform Administrative Requirements, Cost Principles, and Audit Requirements for Federal Awards and is not a required part of the financial statements.

The schedules is management's responsibility, and derives from and relates directly to the underlying accounting and other records used to prepare the basic financial statements. We subjected this information to the auditing procedures we applied to the basic financial statements. We also applied certain additional procedures, including comparing and reconciling this information directly to the underlying accounting and other records used to prepare the basic financial statements or to the basic financial statements themselves in accordance with auditing standards generally accepted in the United States of America. In our opinion, this information is fairly stated in all material respects in relation to the basic financial statements taken as a whole.

Other Reporting Required by Government Auditing Standards

In accordance with *Government Auditing Standards*, we have also issued our report dated April 7, 2022, on our consideration of the District's internal control over financial reporting and our tests of its compliance with certain provisions of laws, regulations, contracts and grant agreements and other matters. That report describes the scope of our internal control testing over financial reporting and compliance, and the results of that testing, and does not opine on internal control over financial reporting or on compliance. That report is an integral part of an audit performed in accordance with *Government Auditing Standards* in considering the District's internal control over financial reporting and compliance.



Keith Faber
Auditor of State
Columbus, Ohio

April 7, 2022

This page intentionally left blank.

**LABRAE LOCAL SCHOOL DISTRICT
TRUMBULL COUNTY, OHIO**

**MANAGEMENT'S DISCUSSION AND ANALYSIS
FOR THE FISCAL YEAR ENDED JUNE 30, 2021**

The management's discussion and analysis of the LaBrae Local School District's (the "District") financial performance provides an overall review of the District's financial activities for the fiscal year ended June 30, 2021. The intent of this discussion and analysis is to look at the District's financial performance as a whole; readers should also review the basic financial statements and the notes to the basic financial statements to enhance their understanding of the District's financial performance.

Financial Highlights

Key financial highlights for fiscal year 2021 are as follows:

- In total, net position of governmental activities decreased \$650,640 which represents an 183.78% decrease below the 2020 balance of \$354,027.
- General revenues accounted for \$11,186,516 in revenue or 69.61% of all revenues. Program specific revenues in the form of charges for services and sales, grants and contributions accounted for \$4,883,915 or 30.39% of total revenues of \$16,070,431.
- The District had \$16,721,071 in expenses; only \$4,883,915 of these expenses was offset by program specific charges for services and grants or contributions. General revenues supporting governmental activities (primarily taxes and unrestricted grants and entitlements) of \$11,186,516 were not adequate to provide for these programs.
- The District has two major governmental funds. They are the general fund and debt service fund. The general fund had \$12,764,893 in revenues and other financing sources and \$12,806,810 in expenditures and other financing uses. During fiscal year 2021, the general fund's fund balance decreased \$43,280 from a beginning balance of \$766,193 to \$722,913.
- The debt service fund is a major fund of the District. The debt service fund had \$584,411 in revenues and \$598,597 in expenditures. During fiscal year 2021, the debt service fund's fund balance decreased \$14,186 from a balance of \$955,874 to \$941,688.

Using the Basic Financial Statements (BFS)

This annual report consists of a series of financial statements and notes to those statements. These statements are organized so the reader can understand the District as a financial whole, an entire operating entity. The statements then proceed to provide an increasingly detailed look at specific financial activities.

The statement of net position and statement of activities provide information about the activities of the whole District, presenting both an aggregate view of the District's finances and a longer-term view of those finances. Fund financial statements provide the next level of detail. For governmental funds, these statements tell how services were financed in the short-term as well as what remains for future spending. The fund financial statements also look at the District's most significant funds with all other non-major funds presented in total in one column. In the case of the District, the general fund and debt service fund are by far the most significant funds, and the only governmental funds reported as major funds.

**LABRAE LOCAL SCHOOL DISTRICT
TRUMBULL COUNTY, OHIO**

MANAGEMENT'S DISCUSSION AND ANALYSIS
FOR THE FISCAL YEAR ENDED JUNE 30, 2021

Reporting the District as a Whole

Statement of Net Position and the Statement of Activities

While this document contains the large number of funds used by the District to provide programs and activities, the view of the District as a whole looks at all financial transactions and asks the question, "How did we do financially during 2021?" The statement of net position and the statement of activities answer this question. These statements include all assets, deferred outflows, liabilities, deferred inflows, revenues and expenses using the accrual basis of accounting similar to the accounting used by most private-sector companies. This basis of accounting will take into account, all of the current year's revenues and expenses regardless of when cash is received or paid.

These two statements report the District's net position and changes in that position. This change in net position is important because it tells the reader that, for the District as a whole, the financial position of the District has improved or diminished. The causes of this change may be the result of many factors, some financial, some not. Non-financial factors include the District's property tax base, current property tax laws in Ohio restricting revenue growth, facility conditions, required educational programs and other factors.

The statement of net position and the statement of activities, include the District's programs and services, including instruction, support services, operation and maintenance of plant, pupil transportation, extracurricular activities, food service operations and uniform school supplies activities.

Reporting the District's Most Significant Funds

Fund Financial Statements

The analysis of the District's major governmental funds begins on page 15. Fund financial reports provide detailed information about the District's major funds. The District uses many funds to account for a multitude of financial transactions. However, these fund financial statements focus on the District's most significant funds. The District's major governmental funds are the general fund and debt service fund. All other governmental funds are considered non-major.

Governmental Funds

Most of the District's activities are reported in governmental funds, which focus on how money flows into and out of those funds and the balances left at year-end available for spending in future periods. These funds are reported using an accounting method called modified accrual accounting, which measures cash and all other financial assets that can readily be converted to cash. The governmental fund financial statements provide a detailed short-term view of the District's general government operations and the basic services it provides. Governmental fund information helps you determine whether there are more or fewer financial resources that can be spent in the near future to finance educational programs. The relationship (or differences) between governmental activities (reported in the statement of net position and the statement of activities) and governmental funds is reconciled in the basic financial statements.

Reporting the District's Fiduciary Responsibilities

The District acts in a trustee capacity as an agent for individuals. These activities are reported in a custodial fund. These activities are excluded from the District's other financial statements because the assets cannot be utilized by the District to finance its operations.

**LABRAE LOCAL SCHOOL DISTRICT
TRUMBULL COUNTY, OHIO**

**MANAGEMENT'S DISCUSSION AND ANALYSIS
FOR THE FISCAL YEAR ENDED JUNE 30, 2021**

Notes to the Basic Financial Statements

The notes provide additional information that is essential to a full understanding of the data provided in the government-wide and fund financial statements.

Required Supplemental Information

The required supplementary information provides detailed information regarding the District's proportionate share of the net pension liability and net OPEB liability/asset of the retirement system and a ten year schedule of the District's contributions to the retirement systems to fund pension and OPEB obligations.

THIS SPACE INTENTIONALLY LEFT BLANK

**LABRAE LOCAL SCHOOL DISTRICT
TRUMBULL COUNTY, OHIO**

MANAGEMENT'S DISCUSSION AND ANALYSIS
FOR THE FISCAL YEAR ENDED JUNE 30, 2021

The District as a Whole

The statement of net position provides the perspective of the District as a whole.

The table below provides a summary of the District's net position at June 30, 2021 and June 30, 2020.

	Net Position	
	Governmental Activities 2021	Governmental Activities 2020
	<u>2021</u>	<u>2020</u>
<u>Assets</u>		
Current and other assets	\$ 10,810,387	\$ 10,938,056
Capital assets, net	<u>14,334,524</u>	<u>15,052,535</u>
Total assets	<u>25,144,911</u>	<u>25,990,591</u>
<u>Deferred outflows of resources</u>		
Unamortized deferred charges on debt refunding	96,481	124,047
Pension	2,609,744	2,642,012
OPEB	<u>338,442</u>	<u>250,077</u>
Total Deferred outflows of resources	<u>3,044,667</u>	<u>3,016,136</u>
<u>Liabilities</u>		
Current liabilities	1,624,364	1,750,694
Long-term liabilities:		
Due within one year	854,158	788,778
Due in more than one year		
Net pension liability	15,416,623	14,307,325
Net OPEB liability	961,263	1,118,435
Other amounts	<u>3,834,409</u>	<u>4,506,334</u>
Total liabilities	<u>22,690,817</u>	<u>22,471,566</u>
<u>Deferred inflows of resources</u>		
Property taxes levied for the next fiscal year	3,645,368	3,643,011
Pension	532,273	1,112,494
OPEB	<u>1,617,733</u>	<u>1,425,629</u>
Total deferred inflows of resources	<u>5,795,374</u>	<u>6,181,134</u>
<u>Net Position</u>		
Net investment in capital assets	10,532,134	10,717,881
Restricted	2,602,479	2,692,752
Unrestricted (deficit)	<u>(13,431,226)</u>	<u>(13,056,606)</u>
Total net position (deficit)	<u>\$ (296,613)</u>	<u>\$ 354,027</u>

**LABRAE LOCAL SCHOOL DISTRICT
TRUMBULL COUNTY, OHIO**

MANAGEMENT'S DISCUSSION AND ANALYSIS
FOR THE FISCAL YEAR ENDED JUNE 30, 2021

The net pension liability (NPL) is the largest single liability reported by the District at June 30, 2021 and is reported pursuant to GASB Statement 68, "Accounting and Financial Reporting for Pensions—an Amendment of GASB Statement 27." For fiscal year 2020, the School District adopted GASB Statement 75, "Accounting and Financial Reporting for Postemployment Benefits Other Than Pensions," which significantly revises accounting for costs and liabilities related to other postemployment benefits (OPEB). For reasons discussed below, many end users of this financial statement will gain a clearer understanding of the District's actual financial condition by adding deferred inflows related to pension and OPEB, the net pension liability and the net OPEB liability to the reported net position and subtracting deferred outflows related to pension and OPEB.

Governmental Accounting Standards Board standards are national and apply to all government financial reports prepared in accordance with generally accepted accounting principles. Prior accounting for pensions (GASB 27) and postemployment benefits (GASB 45) focused on a funding approach. This approach limited pension and OPEB costs to contributions annually required by law, which may or may not be sufficient to fully fund each plan's *net pension liability* or *net OPEB liability*. GASB 68 and GASB 75 take an earnings approach to pension and OPEB accounting; however, the nature of Ohio's statewide pension/OPEB plans and state law governing those systems requires additional explanation in order to properly understand the information presented in these statements.

GASB 68 and GASB 75 require the net pension liability and the net OPEB liability to equal the District's proportionate share of each plan's collective:

1. Present value of estimated future pension/OPEB benefits attributable to active and inactive employees' past service.
2. Minus plan assets available to pay these benefits.

GASB notes that pension and OPEB obligations, whether funded or unfunded, are part of the "employment exchange" – that is, the employee is trading his or her labor in exchange for wages, benefits, and the promise of a future pension and other postemployment benefits. GASB noted that the unfunded portion of this promise is a present obligation of the government, part of a bargained-for benefit to the employee, and should accordingly be reported by the government as a liability since they received the benefit of the exchange. However, the District is not responsible for certain key factors affecting the balance of these liabilities. In Ohio, the employee shares the obligation of funding pension benefits with the employer. Both employer and employee contribution rates are capped by State statute. A change in these caps requires action of both Houses of the General Assembly and approval of the Governor. Benefit provisions are also determined by State statute. The Ohio Revised Code permits, but does not require, the retirement systems to provide healthcare to eligible benefit recipients. The retirement systems may allocate a portion of the employer contributions to provide for these OPEB benefits.

The employee enters the employment exchange with the knowledge that the employer's promise is limited not by contract but by law. The employer enters the exchange also knowing that there is a specific, legal limit to its contribution to the retirement system. In Ohio, there is no legal means to enforce the unfunded liability of the pension/OPEB plan *as against the public employer*. State law operates to mitigate/lessen the moral obligation of the public employer to the employee, because all parties enter the employment exchange with notice as to the law. The retirement system is responsible for the administration of the pension and OPEB plans.

Most long-term liabilities have set repayment schedules or, in the case of compensated absences (i.e. sick and vacation leave), are satisfied through paid time-off or termination payments. There is no repayment schedule for the net pension liability or the net OPEB liability. As explained above, changes in benefits, contribution rates, and return on investments affect the balance of these liabilities but are outside the control of the local government. In the event that contributions, investment returns, and other changes are insufficient to keep up with required payments, State statute does not assign/identify the responsible party for the unfunded portion. Due to the unique nature of how the net pension liability and the net OPEB liability are satisfied, these liabilities are separately identified within the long-term liability section of the statement of net position.

**LABRAE LOCAL SCHOOL DISTRICT
TRUMBULL COUNTY, OHIO**

**MANAGEMENT’S DISCUSSION AND ANALYSIS
FOR THE FISCAL YEAR ENDED JUNE 30, 2021**

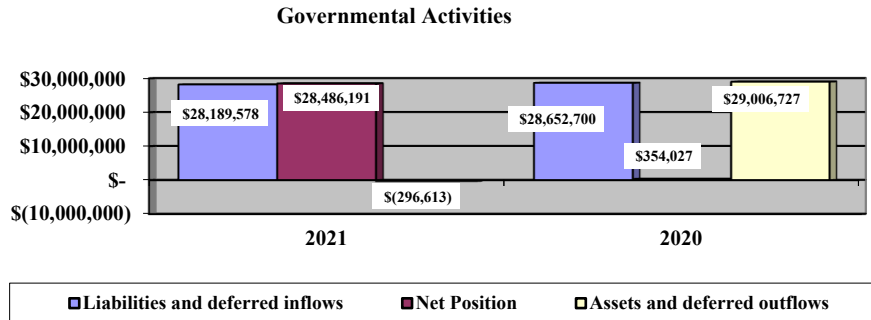
In accordance with GASB 68 and GASB 75, the District’s statements prepared on an accrual basis of accounting include an annual pension expense and an annual OPEB expense for their proportionate share of each plan’s *change* in net pension liability and net OPEB liability, respectively, not accounted for as deferred inflows/outflows.

Over time, net position can serve as a useful indicator of a government’s financial position. At June 30, 2021, the District’s liabilities plus deferred inflows of resources exceeded assets plus deferred outflows of resources by \$296,613.

At fiscal year-end, capital assets represented 50.85% of total assets and deferred outflows. Capital assets include land, land improvements, buildings and improvements, furniture and equipment, infrastructure and vehicles. Capital assets, net of related debt to acquire the assets at June 30, 2021, were \$10,532,134. These capital assets are used to provide services to the students and are not available for future spending. Although the District’s investment in capital assets is reported net of related debt, it should be noted that the resources to repay the debt must be provided from other sources, since capital assets may not be used to liquidate these liabilities.

A portion of the District’s net position, \$2,602,479, represents resources that are subject to external restriction on how they may be used. Of this total, \$745,921 is restricted for capital projects and \$1,141,695 is restricted for debt service.

The graph below illustrates the governmental activities assets, liabilities and net position at June 30, 2021 and 2020.



**LABRAE LOCAL SCHOOL DISTRICT
TRUMBULL COUNTY, OHIO**

MANAGEMENT'S DISCUSSION AND ANALYSIS
FOR THE FISCAL YEAR ENDED JUNE 30, 2021

The table below shows the change in net position for fiscal years 2021 and 2020.

	Change in Net Position	
	Governmental Activities	Governmental Activities
	<u>2021</u>	<u>2020</u>
<u>Revenues</u>		
Program revenues:		
Charges for services and sales	\$ 1,589,456	\$ 1,746,157
Operating grants and contributions	3,237,048	2,578,696
Capital grants and contributions	57,411	-
General revenues:		
Property taxes	3,581,351	3,419,239
Grants and entitlements	7,456,285	7,528,450
Investment earnings	3,503	38,462
Miscellaneous	<u>145,377</u>	<u>128,570</u>
Total revenues	<u>16,070,431</u>	<u>15,439,574</u>

During fiscal year 2021 operating grants and contributions increased 25.53% primarily due to an increase in revenue related to Elementary and Secondary School Emergency Relief (ESSER) grants and Coronavirus Relief Fund (CRF) grants. Revenues related to charges for services and sales decreased 8.97% primarily due to a decrease in charges for food service. Investment earnings decreased due to a decrease in the amount invested and the amount earned on those investments. All other revenues are comparable to the prior year.

**LABRAE LOCAL SCHOOL DISTRICT
TRUMBULL COUNTY, OHIO**

MANAGEMENT'S DISCUSSION AND ANALYSIS
FOR THE FISCAL YEAR ENDED JUNE 30, 2021

	Change in Net Position	
	Governmental	Governmental
	Activities	Activities
	<u>2021</u>	<u>2020</u>
<u>Expenses</u>		
Program expenses:		
Instruction:		
Regular	\$ 7,827,447	\$ 7,182,865
Special	2,215,818	2,467,415
Vocational	48,353	83,528
Other	621,031	559,837
Support services:		
Pupil	856,122	818,090
Instructional staff	218,064	310,046
Board of education	37,255	38,326
Administration	1,236,386	1,300,126
Fiscal	325,893	386,514
Business	1,548	3,033
Operations and maintenance	1,386,860	1,597,275
Pupil transportation	596,147	596,634
Central	147,589	132,406
Operation of non-instructional services:		
Food service operations	504,276	538,067
Other non-instructional services	6,217	42,152
Extracurricular activities	585,907	578,118
Interest and fiscal charges	<u>106,158</u>	<u>118,246</u>
Total expenses	<u>16,721,071</u>	<u>16,752,678</u>
Change in net position	(650,640)	(1,313,104)
Net position at beginning of year	<u>354,027</u>	<u>1,667,131</u>
Net position at end of year (deficit)	<u>\$ (296,613)</u>	<u>\$ 354,027</u>

**LABRAE LOCAL SCHOOL DISTRICT
TRUMBULL COUNTY, OHIO**

MANAGEMENT’S DISCUSSION AND ANALYSIS
FOR THE FISCAL YEAR ENDED JUNE 30, 2021

Governmental Activities

Net position of the District’s governmental activities decreased \$650,640 from the 2020 balance. Total governmental expenses of \$16,721,071 were offset by program revenues of \$4,883,915 and general revenues of \$11,186,516. Program revenues supported 29.21% of the total governmental expenses.

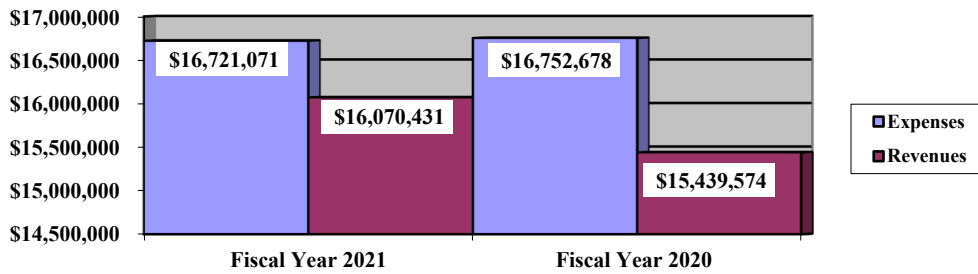
Expenses of the governmental activities decreased \$31,607 or 0.19%. The current year expenses remained comparable to the prior year expenses.

The primary sources of revenue for governmental activities are derived from property taxes and grants and entitlements. These revenue sources represent 68.68% of total governmental revenue.

The largest expense of the District is for instructional programs. Instruction expenses totaled \$10,712,649 or 64.07% of total governmental expenses for fiscal year 2021.

The graph that follows presents the District’s governmental activities revenue and expenses for fiscal years 2021 and 2020.

Governmental Activities - Revenues and Expenses



**LABRAE LOCAL SCHOOL DISTRICT
TRUMBULL COUNTY, OHIO**

MANAGEMENT'S DISCUSSION AND ANALYSIS
FOR THE FISCAL YEAR ENDED JUNE 30, 2021

The statement of activities shows the cost of program services and the charges for services and grants offsetting those services. The following table shows, for governmental activities, the total cost of services and the net cost of services. That is, it identifies the cost of these services supported by tax revenue, unrestricted State grants and other general revenues of the District.

	Governmental Activities			
	Total Cost of Services	Net Cost of Services	Total Cost of Services	Net Cost of Services
	<u>2021</u>	<u>2021</u>	<u>2020</u>	<u>2020</u>
Program expenses				
Instruction:				
Regular	\$ 7,827,447	\$ 6,104,797	\$ 7,182,865	\$ 5,681,120
Special	2,215,818	680,861	2,467,415	1,039,631
Vocational	48,353	19,382	83,528	54,442
Other	621,031	505,555	559,837	548,460
Support services:				
Pupil	856,122	521,509	818,090	535,299
Instructional staff	218,064	116,682	310,046	305,052
Board of education	37,255	22,724	38,326	23,365
Administration	1,236,386	1,190,002	1,300,126	1,206,238
Fiscal	325,893	314,891	386,514	385,834
Business	1,548	1,548	3,033	3,033
Operations and maintenance	1,386,860	1,149,265	1,597,275	1,400,068
Pupil transportation	596,147	435,415	596,634	562,107
Central	147,589	143,854	132,406	124,927
Operation of non-instructional services				
Food service operations	504,276	28,344	538,067	71,707
Other non-instructional services	6,217	(2,656)	42,152	(4,804)
Extracurricular activities	585,907	506,877	578,118	451,312
Interest and fiscal charges	106,158	98,106	118,246	40,034
Total expenses	<u>\$ 16,721,071</u>	<u>\$ 11,837,156</u>	<u>\$ 16,752,678</u>	<u>\$ 12,427,825</u>

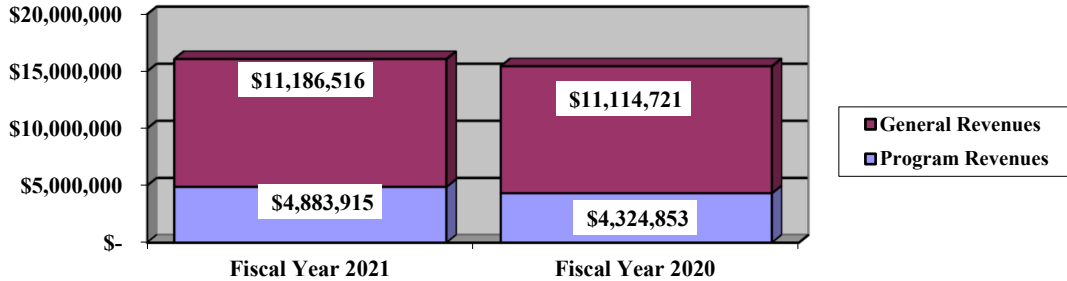
The dependence upon tax and other general revenues for governmental activities is apparent, 68.24% of instruction activities are supported through taxes and other general revenues. For all governmental activities, general revenue support is 70.79%. The District's taxpayers and unrestricted grants and entitlements from the State are the primary support for District's students.

**LABRAE LOCAL SCHOOL DISTRICT
TRUMBULL COUNTY, OHIO**

MANAGEMENT'S DISCUSSION AND ANALYSIS
FOR THE FISCAL YEAR ENDED JUNE 30, 2021

The graph below presents the District's governmental activities revenue for fiscal years 2021 and 2020.

Governmental Activities - General and Program Revenues



The District's Funds

The District's governmental funds reported a combined fund balance of \$2,942,708, which is a lower balance than last year's total balance of \$3,127,809. The schedule below indicates the fund balance and the total change in fund balance as of June 30, 2021 and 2020.

	Fund Balance June 30, 2021	Fund Balance June 30, 2020	(Decrease)
General	\$ 722,913	\$ 766,193	\$ (43,280)
Debt service	941,688	955,874	(14,186)
Other governmental	<u>1,278,107</u>	<u>1,405,742</u>	<u>(127,635)</u>
Total	<u>\$ 2,942,708</u>	<u>\$ 3,127,809</u>	<u>\$ (185,101)</u>

General Fund

The District's general fund's fund balance decreased \$43,280 from a balance of \$766,193 to a balance of \$722,913. The table that follows assists in illustrating the financial activities of the general fund.

	2021 Amount	2020 Amount	Increase/ (Decrease)	Percentage Change
Revenues				
Taxes	\$ 2,793,479	\$ 2,690,073	\$ 103,406	3.84 %
Tuition	1,417,598	1,366,244	51,354	3.76 %
Earnings on investments	3,680	39,404	(35,724)	(90.66) %
Intergovernmental	8,128,086	8,187,488	(59,402)	(0.73) %
Other revenues	<u>268,586</u>	<u>337,667</u>	<u>(69,081)</u>	<u>(20.46) %</u>
Total	<u>\$ 12,611,429</u>	<u>\$ 12,620,876</u>	<u>\$ (9,447)</u>	<u>(0.07) %</u>

**LABRAE LOCAL SCHOOL DISTRICT
TRUMBULL COUNTY, OHIO**

MANAGEMENT'S DISCUSSION AND ANALYSIS
FOR THE FISCAL YEAR ENDED JUNE 30, 2021

	<u>2021</u> <u>Amount</u>	<u>2020</u> <u>Amount</u>	<u>Increase/</u> <u>(Decrease)</u>	<u>Percentage</u> <u>Change</u>
<u>Expenditures</u>				
Instruction	\$ 8,490,664	\$ 8,829,665	\$ (339,001)	(3.84) %
Support services	3,627,352	4,183,580	(556,228)	(13.30) %
Operation of non-instructional services	325	424	(99)	(23.35) %
Extracurricular activities	318,759	302,119	16,640	5.51 %
Facilities acquisition and construction	-	1,702	(1,702)	(100.00) %
Capital outlay	153,464	-	153,464	100.00 %
Debt service	<u>204,246</u>	<u>240,189</u>	<u>(35,943)</u>	(14.96) %
Total	<u>\$ 12,794,810</u>	<u>\$ 13,557,679</u>	<u>\$ (762,869)</u>	(5.63) %

Tax revenue increased 3.84% due to an increase in real estate taxes. Tuition revenue increased 3.76% due to an increase in revenues received from other District's related to special education funding. Earnings on investments decreased 90.66% due to a decrease in the amount invested and the amount earned on investments. Expenditures related to instruction and support services fluctuated due to changes in wages and personnel costs. Extracurricular expenditures fluctuated due to COVID-19 and the District suspension of extracurricular activities. All other revenues and expenditures are comparable to the prior year.

Debt Service Fund

The debt service fund is a major fund of the District. The debt service fund had \$584,411 in revenues and \$598,597 in expenditures. During fiscal year 2021, the debt service fund's fund balance decreased \$14,186 from a balance \$955,874 to \$941,688. The primary decrease in the debt service fund is due to the slight increase of debt payments made during the current fiscal year.

General Fund Budgeting Highlights

The District's budget is prepared according to Ohio law and is based on accounting for certain transactions on a basis of cash receipts, disbursements and encumbrances. The most significant budgeted fund is the general fund.

During the course of fiscal year 2021, the District amended its general fund budget numerous times. For the general fund, original budgeted revenues and other financing sources were \$12,870,491 and final budgeted revenues and other financing sources were \$12,875,687. Actual revenues and other financing sources for fiscal year 2021 were \$12,874,286. This represents a \$1,401 decrease from final budgeted revenues.

General fund final appropriations (appropriated expenditures plus other financing uses) were \$12,867,648, which was higher than the original budgeted appropriations estimate of \$12,672,096. This increase was primarily due to an increase in the amount budgeted for instruction expenditures. The actual budget basis expenditures and other financing uses for fiscal year 2021 totaled \$12,856,529, which was \$11,119 less than the final budget appropriations.

**LABRAE LOCAL SCHOOL DISTRICT
TRUMBULL COUNTY, OHIO**

MANAGEMENT'S DISCUSSION AND ANALYSIS
FOR THE FISCAL YEAR ENDED JUNE 30, 2021

Capital Assets and Debt Administration

Capital Assets

At the end of fiscal year 2021, the District had \$14,334,524 invested in land, land improvements, buildings and improvements, furniture and equipment, infrastructure and vehicles. This entire amount is reported in governmental activities. The following table shows June 30, 2021 balances compared to June 30, 2020.

	Capital Assets at June 30 (Net of Depreciation)	
	<u>Governmental Activities</u>	
	<u>2021</u>	<u>2020</u>
Land	\$ 257,591	\$ 257,591
Construction in progress	-	67,910
Land improvements	733,903	887,202
Buildings and improvements	12,397,069	12,979,161
Furniture and equipment	650,827	601,202
Infrastructure	33,886	40,216
Vehicles	<u>261,248</u>	<u>219,253</u>
Total	<u>\$ 14,334,524</u>	<u>\$ 15,052,535</u>

The overall decrease in capital assets of \$718,011 is due to depreciation expense of \$1,082,173 exceeding capital outlays of \$364,162.

See Note 8 to the basic financial statements for additional information on the District's capital assets.

Debt Administration

At June 30, 2021, the District had \$2,305,000 in general obligation bonds, \$1,325,000 in lease-purchase agreements and \$141,548 in capital lease agreements outstanding. Of this total, \$707,078 is due within one year and \$3,064,470 is due in greater than one year.

The following table summarizes the bonds and lease purchase agreement outstanding.

	Outstanding Debt, at Year End	
	Governmental Activities	Governmental Activities
	<u>2021</u>	<u>2020</u>
General obligation bonds	\$ 2,305,000	\$ 2,825,000
Lease purchase agreement	1,325,000	1,470,000
Capital lease agreement	<u>141,548</u>	<u>-</u>
Total	<u>\$ 3,771,548</u>	<u>\$ 4,295,000</u>

At June 30, 2021, the District's overall legal debt margin was \$9,710,001 and an unvoted debt margin of \$123,037.

See Note 9 to the basic financial statements for additional information on the District's debt administration.

**LABRAE LOCAL SCHOOL DISTRICT
TRUMBULL COUNTY, OHIO**

**MANAGEMENT'S DISCUSSION AND ANALYSIS
FOR THE FISCAL YEAR ENDED JUNE 30, 2021**

Current Financial Related Activities

The District has carefully managed its general fund in order to optimize the dollars available for educating the students it serves, and to minimize levy millage requests of the community taxpayers. As the preceding information shows, the general fund's cash balance was \$1,828,025 as of June 30, 2021.

Our District relies heavily on its property taxpayers. Our community is generally supportive of our District, which can be seen in the continued support with the voter renewal of our 3 mill permanent improvement issue, most recently passed in the fall of 2018. The last two levy renewals were successfully passed with over 65% of the voters casting a favorable ballot. Moreover, the last time the Board of Education has sought new operating revenue from our community was in 1991 when the community supported an 8.6 mill additional millage request. One benefit relative to the operating millage is that all of the operating revenue is derived from continuous levies, and these levies afford the District the luxury of not being in a perpetual renewal mode for the three continuous operating levies.

Recent events over the last two years have significantly impacted the District's revenue stream, and subsequently, the District's cash balance. Ohio's funding system continues to negatively impact the District. When coupled with a steady decline in students and funding formula mechanisms that accelerate the cuts based on the degree of enrollment decline, LaBrae Local Schools has experienced significant cuts to foundation funding when compared to just a few years ago. Those reductions are further exacerbated with the COVID-19 pandemic and the reduction of funding to schools in state foundation. LaBrae state foundation payments were reduced by \$150,741 in the last two months of fiscal year 2020.

While the District is experiencing financial uncertainties due to the pandemic crisis and related issues of potential tax delinquencies and loss of state revenue, there is some relief provided through the Federal CARES funding. In total, the District is in receipt of approximately \$370,000 that will be used to address safety and health concerns for the 2020-2021 school year. Additionally, some of the available federal support will offset losses in the general fund and help to stabilize the District's cash position.

Lastly, Ohio has continued uncertainty in its school funding formula, which was declared unconstitutional by the Ohio Supreme Court in 1997. In 2018, in an effort to fix the funding crisis, Ohio formed a bi-partisan committee of legislators and school leaders. This committee's work resulted in a school funding proposal that was introduced into the legislature in 2019 and it gained notable traction and bi-partisan support among legislators during the lawmaking process. LaBrae would benefit significantly under the proposal as the formula attempts to address equity issues, and our district, with 61% of students being economically disadvantaged, has a sizable demographic that would serve as the primary impetus behind the increased funding LaBrae would receive under the funding proposal. However, the progress on this funding proposal came to a shrieking halt as a result of COVID-19. As it stands now, the state foundation formulas are arbitrarily set based on the state's biennial budget and the school funding problem in Ohio remains shrouded under a cloud of uncertainty that does not appear to dissipate anytime soon.

Contacting the District's Financial Management

This financial report is designed to provide our citizens, taxpayers, investor, and creditors with a general overview of the District's finances and to show the District's accountability for the money it receives. If you have questions about this report, or need additional financial information, please contact Mr. Bradley Panak, Treasurer, LaBrae Local School District, 1001 North Leavitt Road, Leavittsburg, Ohio 44430.

**LABRAE LOCAL SCHOOL DISTRICT
TRUMBULL COUNTY, OHIO**

STATEMENT OF NET POSITION
JUNE 30, 2021

	Governmental Activities
Assets:	
Equity in pooled cash and cash equivalents	\$ 4,524,984
Receivables:	
Taxes	5,131,426
Accounts	8,233
Intergovernmental	165,455
Prepayments	48,461
Materials and supplies inventory	16,299
Net OPEB asset	915,529
Capital assets:	
Nondepreciable capital assets	257,591
Depreciable capital assets, net	14,076,933
Capital assets, net	14,334,524
Total assets	25,144,911
Deferred outflows of resources:	
Unamortized deferred charges on debt refunding	96,481
Pension	2,609,744
OPEB	338,442
Total deferred outflows of resources	3,044,667
Liabilities:	
Accounts payable	57,225
Accrued wages and benefits payable	1,261,438
Intergovernmental payable	103,516
Pension obligation payable	192,662
Accrued interest payable	9,523
Long-term liabilities:	
Due within one year	854,158
Due in more than one year:	
Net pension liability	15,416,623
Net OPEB liability	961,263
Other amounts due in more than one year	3,834,409
Total liabilities	22,690,817
Deferred inflows of resources:	
Property taxes levied for the next fiscal year	3,645,368
Pension	532,273
OPEB	1,617,733
Total deferred inflows of resources	5,795,374
Net position:	
Net investment in capital assets	10,532,134
Restricted for:	
Capital projects	745,921
Classroom facilities maintenance	275,224
Debt service	1,141,695
State funded programs	152,765
Federally funded programs	35,784
Food service operations	175,514
Extracurricular	53,962
Other purposes	21,614
Unrestricted (deficit)	(13,431,226)
Total net position (deficit)	\$ (296,613)

SEE ACCOMPANYING NOTES TO THE BASIC FINANCIAL STATEMENTS

**LABRAE LOCAL SCHOOL DISTRICT
TRUMBULL COUNTY, OHIO**

STATEMENT OF ACTIVITIES
FOR THE FISCAL YEAR ENDED JUNE 30, 2021

	Expenses	Program Revenues			Net (Expense)
		Charges for Services and Sales	Operating Grants and Contributions	Capital Grants and Contributions	Revenue and Changes in Net Position
					Governmental Activities
Governmental activities:					
Instruction:					
Regular	\$ 7,827,447	\$ 1,312,442	\$ 410,208	\$ -	\$ (6,104,797)
Special	2,215,818	107,098	1,427,859	-	(680,861)
Vocational	48,353	-	28,971	-	(19,382)
Other	621,031	-	115,476	-	(505,555)
Support services:					
Pupil	856,122	-	334,613	-	(521,509)
Instructional staff	218,064	-	101,382	-	(116,682)
Board of education	37,255	14,477	54	-	(22,724)
Administration	1,236,386	-	46,384	-	(1,190,002)
Fiscal	325,893	-	11,002	-	(314,891)
Business	1,548	-	-	-	(1,548)
Operations and maintenance	1,386,860	80,024	157,571	-	(1,149,265)
Pupil transportation	596,147	-	103,321	57,411	(435,415)
Central	147,589	-	3,735	-	(143,854)
Operation of non-instructional services:					
Food service operations	504,276	-	475,932	-	(28,344)
Other non-instructional services	6,217	-	8,873	-	2,656
Extracurricular activities	585,907	67,363	11,667	-	(506,877)
Interest and fiscal charges	106,158	8,052	-	-	(98,106)
Totals	\$ 16,721,071	\$ 1,589,456	\$ 3,237,048	\$ 57,411	(11,837,156)
General revenues:					
Property taxes levied for:					
					2,854,824
					488,136
					45,795
					192,596
					7,456,285
					3,503
					145,377
					<u>11,186,516</u>
					(650,640)
					<u>354,027</u>
					<u>\$ (296,613)</u>

SEE ACCOMPANYING NOTES TO THE BASIC FINANCIAL STATEMENTS

**LABRAE LOCAL SCHOOL DISTRICT
TRUMBULL COUNTY, OHIO**

BALANCE SHEET
GOVERNMENTAL FUNDS
JUNE 30, 2021

	<u>General</u>	<u>Debt Service</u>	<u>Nonmajor Governmental Funds</u>	<u>Total Governmental Funds</u>
Assets:				
Equity in pooled cash and cash equivalents	\$ 2,148,133	\$ 935,122	\$ 1,441,729	\$ 4,524,984
Receivables:				
Property taxes	4,039,122	746,190	346,114	5,131,426
Accounts	8,233	-	-	8,233
Interfund loans	70,000	-	-	70,000
Intergovernmental	12,288	-	153,167	165,455
Prepayments	46,532	-	1,929	48,461
Materials and supplies inventory	8,733	-	7,566	16,299
Total assets	<u>\$ 6,333,041</u>	<u>\$ 1,681,312</u>	<u>\$ 1,950,505</u>	<u>\$ 9,964,858</u>
Liabilities:				
Accounts payable	\$ 15,368	\$ -	\$ 41,857	\$ 57,225
Accrued wages and benefits payable	1,145,382	-	116,056	1,261,438
Compensated absences payable	146,593	-	-	146,593
Intergovernmental payable	102,021	-	1,495	103,516
Pension obligation payable	176,663	-	15,999	192,662
Interfund loans payable	-	-	70,000	70,000
Total liabilities	<u>1,586,027</u>	<u>-</u>	<u>245,407</u>	<u>1,831,434</u>
Deferred inflows of resources:				
Property taxes levied for the next fiscal year	2,869,394	530,094	245,880	3,645,368
Delinquent property tax revenue not available	1,134,186	209,530	97,189	1,440,905
Intergovernmental revenue not available	-	-	83,922	83,922
Miscellaneous revenue not available	20,521	-	-	20,521
Total deferred inflows of resources	<u>4,024,101</u>	<u>739,624</u>	<u>426,991</u>	<u>5,190,716</u>
Fund balances:				
Nonspendable:				
Materials and supplies inventory	8,733	-	2,421	11,154
Prepays	46,532	-	1,929	48,461
Restricted:				
Debt service	-	941,688	-	941,688
Capital improvements	-	-	666,691	666,691
Classroom facilities maintenance	-	-	255,716	255,716
Food service operations	-	-	175,446	175,446
State funded programs	-	-	152,765	152,765
Federally funded programs	-	-	3,500	3,500
Extracurricular	-	-	53,962	53,962
Scholarships	-	-	21,614	21,614
Assigned:				
Student instruction	2,405	-	-	2,405
Student and staff support	41,735	-	-	41,735
Extracurricular activities	3,686	-	-	3,686
School supplies	1,866	-	-	1,866
Public school support	39,535	-	-	39,535
Other purposes	210,536	-	-	210,536
Unassigned (deficit)	367,885	-	(55,937)	311,948
Total fund balances	<u>722,913</u>	<u>941,688</u>	<u>1,278,107</u>	<u>2,942,708</u>
Total liabilities, deferred inflows and fund balances	<u>\$ 6,333,041</u>	<u>\$ 1,681,312</u>	<u>\$ 1,950,505</u>	<u>\$ 9,964,858</u>

SEE ACCOMPANYING NOTES TO THE BASIC FINANCIAL STATEMENTS

**LABRAE LOCAL SCHOOL DISTRICT
TRUMBULL COUNTY, OHIO**

RECONCILIATION OF TOTAL GOVERNMENTAL FUND BALANCES TO
NET POSITION OF GOVERNMENTAL ACTIVITIES
JUNE 30, 2021

Total governmental fund balances		\$	2,942,708
<i>Amounts reported for governmental activities on the statement of net position are different because:</i>			
Capital assets used in governmental activities are not financial resources and therefore are not reported in the funds.			14,334,524
Other long-term assets are not available to pay for current-period expenditures and therefore are deferred inflows in the funds.			
Property taxes receivable	\$	1,440,905	
Accounts receivable		12,288	
Intergovernmental receivable		92,155	
Total			1,545,348
Unamortized premiums on bonds issued are not recognized in the funds.			(127,323)
Unamortized amounts on refundings are not recognized in the funds.			96,481
Accrued interest payable is not due and payable in the current period and therefore is not reported in the funds.			(9,523)
The net pension/OPEB assets & liabilities are not due and payable in the current period; therefore, the assets, liabilities and related deferred inflows/outflows are not reported in governmental funds.			
Deferred outflows - pension		2,609,744	
Deferred inflows - pension		(532,273)	
Net pension liability		(15,416,623)	
Deferred outflows - OPEB		338,442	
Deferred inflows - OPEB		(1,617,733)	
Net OPEB asset		915,529	
Net OPEB liability		(961,263)	
Total			(14,664,177)
Long-term liabilities, including bonds payable, are not due and payable in the current period and therefore are not reported in the funds.			
General obligation bonds		(2,305,000)	
Capital lease obligations		(141,548)	
Compensated absences		(643,103)	
Lease purchase agreement		(1,325,000)	
Total			(4,414,651)
Net position of governmental activities		\$	(296,613)

SEE ACCOMPANYING NOTES TO THE BASIC FINANCIAL STATEMENTS

**LABRAE LOCAL SCHOOL DISTRICT
TRUMBULL COUNTY, OHIO**

STATEMENT OF REVENUES, EXPENDITURES AND CHANGES IN FUND BALANCES
GOVERNMENTAL FUNDS
FOR THE FISCAL YEAR ENDED JUNE 30, 2021

	<u>General</u>	<u>Debt Service</u>	<u>Nonmajor Governmental Funds</u>	<u>Total Governmental Funds</u>
Revenues:				
Taxes	\$ 2,793,479	\$ 468,617	\$ 238,218	\$ 3,500,314
Intergovernmental	8,128,086	115,794	2,433,965	10,677,845
Investment earnings	3,680	-	-	3,680
Tuition and fees	1,417,598	-	-	1,417,598
Extracurricular	841	-	67,363	68,204
Rental income	80,024	-	-	80,024
Charges for services	1,543	-	8,052	9,595
Contributions and donations	6,309	-	10,500	16,809
Miscellaneous	179,869	-	7,924	187,793
Total revenues	<u>12,611,429</u>	<u>584,411</u>	<u>2,766,022</u>	<u>15,961,862</u>
Expenditures:				
Current:				
Instruction:				
Regular	6,306,866	-	422,291	6,729,157
Special	1,584,729	-	588,833	2,173,562
Vocational	84,297	-	-	84,297
Other	514,772	-	106,259	621,031
Support services:				
Pupil	459,574	-	366,549	826,123
Instructional staff	111,293	-	100,843	212,136
Board of education	36,827	-	-	36,827
Administration	1,136,564	-	48,370	1,184,934
Fiscal	287,659	8,857	21,533	318,049
Business	1,548	-	-	1,548
Operations and maintenance	1,071,776	-	227,084	1,298,860
Pupil transportation	382,104	-	158,369	540,473
Central	140,007	-	3,600	143,607
Operation of non-instructional services:				
Food service operations	-	-	486,952	486,952
Other non-instructional services	325	-	5,177	5,502
Extracurricular activities	318,759	-	104,234	422,993
Facilities acquisition and construction	-	-	265,271	265,271
Capital outlay	153,464	-	-	153,464
Debt service:				
Principal retirement	156,916	520,000	-	676,916
Interest and fiscal charges	47,330	69,740	-	117,070
Total expenditures	<u>12,794,810</u>	<u>598,597</u>	<u>2,905,365</u>	<u>16,298,772</u>
Excess of revenues over (under) expenditures	<u>(183,381)</u>	<u>(14,186)</u>	<u>(139,343)</u>	<u>(336,910)</u>
Other financing sources (uses):				
Transfers in	-	-	12,000	12,000
Transfers (out)	(12,000)	-	-	(12,000)
Capital lease transaction	153,464	-	-	153,464
Total other financing sources (uses)	<u>141,464</u>	<u>-</u>	<u>12,000</u>	<u>153,464</u>
Net change in fund balances	(41,917)	(14,186)	(127,343)	(183,446)
Fund balances at beginning of year	766,193	955,874	1,405,742	3,127,809
Change in reserve for inventory	(1,363)	-	(292)	(1,655)
Fund balances at end of year	<u>\$ 722,913</u>	<u>\$ 941,688</u>	<u>\$ 1,278,107</u>	<u>\$ 2,942,708</u>

SEE ACCOMPANYING NOTES TO THE BASIC FINANCIAL STATEMENTS

**LABRAE LOCAL SCHOOL DISTRICT
TRUMBULL COUNTY, OHIO**

RECONCILIATION OF THE STATEMENT OF REVENUES, EXPENDITURES
AND CHANGES IN FUND BALANCES OF GOVERNMENTAL FUNDS
TO THE STATEMENT OF ACTIVITIES
FOR THE FISCAL YEAR ENDED JUNE 30, 2021

Net change in fund balances - total governmental funds	\$	(183,446)
<i>Amounts reported for governmental activities in the statement of activities are different because:</i>		
Governmental funds report capital outlays as expenditures. However, in the statement of activities, the cost of those assets is allocated over their estimated useful lives as depreciation expense.		
Capital asset additions	\$ 364,162	
Current year depreciation	<u>(1,082,173)</u>	
Total		(718,011)
Governmental funds report expenditures for inventory when purchased. However, in the statement of activities, they are reported as an expense when consumed.		
		(1,655)
Revenues in the statement of activities that do not provide current financial resources are not reported as revenues in the funds.		
Tax revenue	81,037	
Earnings on investments	(177)	
Charges for service	3,613	
Intergovernmental	<u>30,514</u>	
Total		114,987
Repayment of bond and capital lease principal is an expenditure in the governmental funds, but the repayment reduces long-term liabilities on the statement of net position.		
		676,916
Issuance of capital leases are recorded as other financing sources in the funds; however, in the statement of activities, they are not reported as other financing sources as they increase liabilities on the statements of net position.		
		(153,464)
In the statement of activities, interest is accrued on outstanding bonds, whereas in governmental funds, an interest expenditure is reported when due. The following items resulted in additional interest being reported in the statement of activities:		
Decrease in accrued interest payable	2,100	
Amortization of bond premiums	36,378	
Amortization of deferred charges	<u>(27,566)</u>	
Total		10,912
Contractually required contributions are reported as expenditures in governmental funds; however, the statement of net position reports these amounts as deferred outflows.		
Pension	1,107,117	
OPEB	<u>27,689</u>	
Total		1,134,806
Except for amounts reported as deferred inflows/outflows, changes in the net pension/OPEB liability/asset are reported as pension/OPEB expense in the statement of activities.		
Pension	(1,668,462)	
OPEB	<u>64,923</u>	
Total		(1,603,539)
Some expenses reported in the statement of activities, such as compensated absences, do not require the use of current financial resources and therefore are not reported as expenditures in governmental funds.		
		<u>71,854</u>
Change in net position of governmental activities	\$	<u>(650,640)</u>

SEE ACCOMPANYING NOTES TO THE BASIC FINANCIAL STATEMENTS

**LABRAE LOCAL SCHOOL DISTRICT
TRUMBULL COUNTY, OHIO**

STATEMENT OF REVENUES, EXPENDITURES AND CHANGES IN
FUND BALANCE - BUDGET AND ACTUAL (NON-GAAP BUDGETARY BASIS)
GENERAL FUND
FOR THE FISCAL YEAR ENDED JUNE 30, 2021

	<u>Budgeted Amounts</u>			Variance with Final Budget Positive (Negative)
	<u>Original</u>	<u>Final</u>	<u>Actual</u>	
Revenues:				
Taxes	\$ 2,778,869	\$ 2,774,506	\$ 2,774,506	\$ -
Intergovernmental	8,150,763	8,137,966	8,137,966	-
Investment earnings	16,540	16,514	16,448	(66)
Tuition and fees	1,418,528	1,416,301	1,416,301	-
Rental income	80,150	80,024	80,024	-
Charges for services	1,708	1,705	1,705	-
Contributions and donations	1,933	1,930	1,930	-
Miscellaneous	159,508	159,258	157,923	(1,335)
Total revenues	<u>12,607,999</u>	<u>12,588,204</u>	<u>12,586,803</u>	<u>(1,401)</u>
Expenditures:				
Current:				
Instruction:				
Regular	6,525,853	6,329,656	6,329,499	157
Special	1,666,519	1,616,415	1,616,415	-
Vocational	84,408	81,870	81,870	-
Other	525,603	509,801	509,801	-
Support services:				
Pupil	457,333	443,583	443,583	-
Instructional staff	131,913	127,947	127,947	-
Board of education	35,743	34,668	34,668	-
Administration	1,177,193	1,141,801	1,139,980	1,821
Fiscal	336,561	326,442	326,630	(188)
Business	1,596	1,548	1,548	-
Operations and maintenance	1,159,643	1,124,778	1,115,294	9,484
Pupil transportation	403,831	391,690	391,845	(155)
Central	147,413	142,981	142,981	-
Operation of non-instructional services:				
Extracurricular activities	335,066	324,992	324,992	-
Debt service:				
Principal	149,495	145,000	145,000	-
Interest and fiscal charges	43,793	42,476	42,476	-
Total expenditures	<u>13,181,963</u>	<u>12,785,648</u>	<u>12,774,529</u>	<u>11,119</u>
Excess (deficiency) of revenues over (under) expenditures	<u>(573,964)</u>	<u>(197,444)</u>	<u>(187,726)</u>	<u>9,718</u>
Other financing sources (uses):				
Refund of prior year's expenditures	122,035	122,035	122,035	-
Transfers (out)	(10,000)	(12,000)	(12,000)	-
Advances in	165,280	165,280	165,280	-
Advances (out)	(165,280)	(70,000)	(70,000)	-
Sale of capital assets	168	168	168	-
Total other financing sources (uses)	<u>112,203</u>	<u>205,483</u>	<u>205,483</u>	<u>-</u>
Net change in fund balance	(461,761)	8,039	17,757	9,718
Fund balance at beginning of year	1,716,072	1,716,072	1,716,072	-
Prior year encumbrances appropriated	38,057	38,057	38,057	-
Fund balance at end of year	<u>\$ 1,292,368</u>	<u>\$ 1,762,168</u>	<u>\$ 1,771,886</u>	<u>\$ 9,718</u>

SEE ACCOMPANYING NOTES TO THE BASIC FINANCIAL STATEMENTS

**LABRAE LOCAL SCHOOL DISTRICT
TRUMBULL COUNTY, OHIO**

STATEMENT OF FIDUCIARY NET POSITION
FIDUCIARY FUNDS
JUNE 30, 2021

	<u>Custodial</u>
Assets:	
Equity in pooled cash and cash equivalents	\$ 27,740
Total assets	<u>27,740</u>
Net position:	
Restricted for individuals, organizations and other governments	<u>27,740</u>
Total net position	<u>\$ 27,740</u>

SEE ACCOMPANYING NOTES TO THE BASIC FINANCIAL STATEMENTS

**LABRAE LOCAL SCHOOL DISTRICT
TRUMBULL COUNTY, OHIO**

STATEMENT OF CHANGES IN FIDUCIARY NET POSITION
FIDUCIARY FUNDS
FOR THE FISCAL YEAR ENDED JUNE 30, 2021

	<u>Custodial</u>
Deductions:	
Scholarships awarded	\$ 3,000
Total deductions	<u>3,000</u>
Change in net position	(3,000)
Net position at beginning of year	<u>30,740</u>
Net position at end of year	<u><u>\$ 27,740</u></u>

SEE ACCOMPANYING NOTES TO THE BASIC FINANCIAL STATEMENTS

**LABRAE LOCAL SCHOOL DISTRICT
TRUMBULL COUNTY, OHIO**

NOTES TO THE BASIC FINANCIAL STATEMENTS
FOR THE FISCAL YEAR ENDED JUNE 30, 2021

NOTE 1 - DESCRIPTION OF THE SCHOOL DISTRICT

The LaBrae Local School District (the “District”) is located in Trumbull County, Ohio and encompasses all or part of surrounding townships.

The District is a body politic and corporate established for the purpose of exercising the rights and privileges conveyed to it by the constitution and laws of the State of Ohio. The District is a local school district as defined by Section 3311.03 of the Ohio Revised Code. The District operates under an elected Board of Education (5 members) and is responsible for the provision of public education to its residents of the District.

The District currently operates 1 elementary school and 1 complex, that consist of 1 elementary, 1 middle and 1 high school. The District is staffed by 46 non-certified and 92 certified personnel to provide services to approximately 1,001 students and other community members.

NOTE 2 - SUMMARY OF SIGNIFICANT ACCOUNTING POLICIES

The basic financial statements of the District have been prepared in conformity with accounting principles generally accepted in the United States of America (GAAP) as applied to governmental units. The Governmental Accounting Standards Board (GASB) is the accepted standard-setting body for establishing governmental accounting and financial reporting principles. The District’s significant accounting policies are described below.

A. Reporting Entity

The reporting entity has been defined in accordance with GASB Statement No. 14, “The Financial Reporting Entity” as amended by GASB Statement No. 39, “Determining Whether Certain Organizations Are Component Units” and GASB Statement No. 61, “The Financial Reporting Entity: Omnibus an amendment of GASB Statements No. 14 and No. 34”. The reporting entity is composed of the primary government and component units. The primary government consists of all funds, departments, boards and agencies that are not legally separate from the District. For the District, this includes general operations, food service, and student related activities of the District.

Component units are legally separate organizations for which the District is financially accountable. The District is financially accountable for an organization if the District appoints a voting majority of the organization’s Governing Board and (1) the District is able to significantly influence the programs or services performed or provided by the organization; or (2) the District is legally entitled to or can otherwise access the organization’s resources; or (3) the District is legally obligated or has otherwise assumed the responsibility to finance the deficits of, or provide financial support to, the organization; or (4) the District is obligated for the debt of the organization. Component units may also include organizations that are fiscally dependent on the District in that the District approves the budget, the issuance of debt or the levying of taxes. Certain organizations are also included as component units if the nature and significance of the relationship between the primary government and the organization is such that exclusion by the primary government would render the primary government’s financial statements incomplete or misleading. Based upon the application of these criteria, the District has no component units. The basic financial statements of the reporting entity include only those of the District (the primary government).

**LABRAE LOCAL SCHOOL DISTRICT
TRUMBULL COUNTY, OHIO**

NOTES TO THE BASIC FINANCIAL STATEMENTS
FOR THE FISCAL YEAR ENDED JUNE 30, 2021

NOTE 2 - SUMMARY OF SIGNIFICANT ACCOUNTING POLICIES - (Continued)

The following organizations are described due to their relationship to the District:

JOINTLY GOVERNED ORGANIZATIONS

North East Ohio Management Information Network (NEOMIN)

NEOMIN is a jointly governed organization among 31 school districts in Trumbull and Ashtabula Counties. The jointly governed organization was formed for the purpose of applying modern technology with the aid of computers and other electronic equipment to administrative and instructional functions among member districts. Each of the districts supports NEOMIN based upon a per pupil charge. The District contributed \$31,888 to NEOMIN for fiscal year 2021.

Superintendents of the participating school districts are eligible to be voting members of the Governing Board which consists of ten members: the Trumbull and Ashtabula County superintendents (permanent members), three superintendents from Ashtabula County school districts, three superintendents from Trumbull County districts, and two treasurers, one from each county. The District was not represented on the Governing Board during fiscal year 2021. The degree of control exercised by any participating school district is limited to its representation on the Governing Board. A complete set of separate financial statements may be obtained from the Trumbull County Educational Service Center, 6000 Youngstown-Warren Rd., Niles, Ohio, 44446.

State Support Team Region 5 (SST)

The SST is a jointly governed organization among school districts located in Trumbull, Mahoning, and Columbiana Counties, and Youngstown City. The jointly governed organization was formed for the purpose of establishing an articulated, regional structure for professional development in which school districts, the business community, higher education, and other groups cooperatively plan and implement effective professional development activities that are tied directly to school improvement and in particular, to improvements in instructional programs.

The SST is governed by a Governing Board made up of 19 representatives of the participating school districts, the business community, and Youngstown State University. Members' terms rotate annually. The degree of control exercised by any participating school district is limited to its representation on the Governing Board. Financial information may be obtained by contacting the Mahoning County Educational Service Center, which serves as fiscal agent for the SST.

Trumbull Career and Technical Center

The Trumbull Career and Technical Center is a distinct political subdivision of the State of Ohio providing vocational needs of the students. The center is operated under the direction of a Board consisting of one representative from each of the 15 participating school districts' elected Boards, which possesses its own budgeting and taxing authority. Financial information may be obtained by contacting the Treasurer of the Trumbull Career and Technical Center, 528 Educational Highway, Warren, Ohio 44483.

PUBLIC ENTITY RISK POOLS

Ohio Association of School Business Officials Workers' Compensation Group Rating Plan

The District participates in a group rating plan for workers' compensation as established under Section 4123.29 of the Ohio Revised Code. The Ohio Association of School Business Officials Workers' Compensation Group Rating Plan / Comp Management (GRP) was established through the Ohio Association of School Business Officials (OASBO) as a group purchasing pool.

**LABRAE LOCAL SCHOOL DISTRICT
TRUMBULL COUNTY, OHIO**

NOTES TO THE BASIC FINANCIAL STATEMENTS
FOR THE FISCAL YEAR ENDED JUNE 30, 2021

NOTE 2 - SUMMARY OF SIGNIFICANT ACCOUNTING POLICIES - (Continued)

The Executive Director of the OASBO, or his designee, serves as coordinator of the GRP. Each year, the participating school district pays an enrollment fee to the GRP to cover the costs of administering the program.

Trumbull County Schools Employee Insurance Benefit Consortium

The Trumbull County Schools Employee Insurance Benefit Consortium (the "Consortium") is a shared risk pool comprised of 16 Trumbull County school districts. The Consortium is governed by an assembly which consists of one representative from each participating school district (usually the superintendent or designee). The assembly exercises controls over the operations of the Consortium. All Consortium revenues are generated from charges for services and remitted to the fiscal agent Trumbull County Educational Service Center. The fiscal agent will then remit the charges for services to Watson Wyatt Worldwide in Cleveland, Ohio, an agent of Medical Mutual, who acts in the capacity of a third-party administrator (TPA) for claims processing.

B. Fund Accounting

The District uses funds to maintain its financial records during the year. A fund is defined as a fiscal and accounting entity with a self-balancing set of accounts. There are three categories of funds: governmental, proprietary and fiduciary.

GOVERNMENTAL FUNDS

Governmental funds are those through which most governmental functions typically are financed. Governmental fund reporting focuses on the sources, uses and balances of current financial resources. Expendable assets and deferred outflows of resources are assigned to the various governmental funds according to the purposes for which they may or must be used. Current liabilities and deferred inflows of resources are assigned to the fund from which they will be paid. The difference between governmental fund assets and deferred outflows of resources and liabilities and deferred inflows of resources is reported as fund balance. The following are the District's major governmental funds:

General fund - The general fund is used to account for and report all financial resources not accounted for and reported in another fund. The general fund balance is available for any purpose provided it is expended or transferred according to the general laws of Ohio.

Debt service fund - The debt service fund is used to account for the accumulation of resources and payment of general obligation bond and principal and interest from governmental resources when the government is obligated in some manner for payment.

Other governmental funds of the District are used to account for (a) financial resources that are restricted, committed, or assigned to expenditures for capital outlays including the acquisition or construction of capital facilities and other capital assets and (b) specific revenue sources that are restricted or committed to an expenditure for specified purposes other than debt service or capital projects.

PROPRIETARY FUNDS

Proprietary funds are used to account for the District's ongoing activities which are similar to those often found in the private sector. The District has no proprietary funds.

**LABRAE LOCAL SCHOOL DISTRICT
TRUMBULL COUNTY, OHIO**

NOTES TO THE BASIC FINANCIAL STATEMENTS
FOR THE FISCAL YEAR ENDED JUNE 30, 2021

NOTE 2 - SUMMARY OF SIGNIFICANT ACCOUNTING POLICIES - (Continued)

FIDUCIARY FUNDS

Fiduciary fund reporting focuses on net position and changes in net position. The fiduciary fund category is split into four classifications: pension trust funds, investment trust funds, private-purpose trust funds and custodial funds. Trust funds are distinguished from custodial funds by the existence of a trust agreement or equivalent arrangements that have certain characteristics. Custodial funds are used to report fiduciary activities that are not required to be reported in a trust fund. The custodial fund is used to account for Ohio High School Athletic Association (OHSAA) tournament activity and scholarships.

C. Basis of Presentation and Measurement Focus

Government-Wide Financial Statements - The statement of net position and the statement of activities display information about the District as a whole. These statements include the financial activities of the primary government, except for fiduciary funds.

The government-wide statement of activities presents a comparison between direct expenses and program revenues for each function or program of the governmental activities of the District. Direct expenses are those that are specifically associated with a service, program or department and therefore clearly identifiable to a particular function. Program revenues include amounts paid by the recipient of goods or services offered by the program and grants and contributions that are restricted to meeting the operational or capital requirements of a particular program. Revenues not classified as program revenues are presented as general revenues of the District.

The government-wide financial statements are prepared using the economic resources measurement focus. All assets and deferred outflows of resources and all liabilities and deferred inflows of resources associated with the operation of the District are included on the statement of net position.

Fund Financial Statements - Fund financial statements report detailed information about the District. The focus of governmental fund financial statements is on major funds rather than reporting funds by type. Each major fund is presented in a separate column, and all nonmajor funds are aggregated into one column. Fiduciary funds are reported by fund type.

All governmental funds are accounted for using a flow of current financial resources measurement focus. With this measurement focus, only current assets and deferred outflows of resources and current liabilities and deferred inflows of resources generally are included on the balance sheet. The statement of revenues, expenditures and changes in fund balances reports on the sources (i.e., revenues and other financing sources) and uses (i.e., expenditures and other financing uses) of current financial resources. This approach differs from the manner in which the governmental activities of the government-wide financial statements are prepared. Governmental fund financial statements therefore include a reconciliation with brief explanations to better identify the relationship between the government-wide statements and the statements for governmental funds.

Fiduciary funds present a statement of changes in fiduciary net position which reports additions to and deductions from custodial funds.

D. Basis of Accounting

Basis of accounting determines when transactions are recorded in the financial records and reported on the financial statements. Government-wide financial statements are prepared using the accrual basis of accounting. Governmental funds use the modified accrual basis of accounting. Fiduciary funds also use the accrual basis of accounting.

**LABRAE LOCAL SCHOOL DISTRICT
TRUMBULL COUNTY, OHIO**

NOTES TO THE BASIC FINANCIAL STATEMENTS
FOR THE FISCAL YEAR ENDED JUNE 30, 2021

NOTE 2 - SUMMARY OF SIGNIFICANT ACCOUNTING POLICIES - (Continued)

Revenues - Exchange and Nonexchange Transactions - Revenue resulting from exchange transactions, in which each party gives and receives essentially equal value, is recorded on the accrual basis when the exchange takes place. On a modified accrual basis, revenue is recorded in the fiscal year in which the resources are measurable and become available. Available means that the resources will be collected within the current fiscal year or are expected to be collected soon enough thereafter to be used to pay liabilities of the current fiscal year. For the District, available means expected to be received within sixty days of fiscal year end.

Nonexchange transactions, in which the District receives value without directly giving equal value in return, include property taxes, grants, entitlements and donations. On an accrual basis, revenue from property taxes is recognized in the fiscal year for which the taxes are levied (See Note 6).

Revenue from grants, entitlements and donations is recognized in the fiscal year in which all eligibility requirements have been satisfied. Eligibility requirements include timing requirements, which specify the year when the resources are required to be used or the fiscal year when use is first permitted, matching requirements, in which the District must provide local resources to be used for a specified purpose, and expenditure requirements, in which the resources are provided to the District on a reimbursement basis. On a modified accrual basis, revenue from nonexchange transactions must also be available before it can be recognized.

Under the modified accrual basis, the following revenue sources are considered to be both measurable and available at fiscal year end: property taxes available as an advance, interest, tuition, grants, student fees and rentals.

Deferred Outflows of Resources and Deferred Inflows of Resources - In addition to assets, the government-wide statement of net position will report a separate section for deferred outflows of resources. Deferred outflows of resources, represents a consumption of net position that applies to a future period and will not be recognized as an outflow of resources (expense/expenditure) until then. For the District, see Notes 14 and 15 for deferred outflows of resources related the District's net pension liability and net OPEB liability/asset, respectively. In addition, deferred outflows of resources include a deferred charge on debt refunding. A deferred charge on refunding results from the difference in the carrying value of refunded debt and its reacquisition price. This amount is deferred and amortized over the shorter of the life of the refunded or refunding debt.

In addition to liabilities, both the government-wide statement of net position and the governmental fund financial statements report a separate section for deferred inflows of resources. Deferred inflows of resources represent an acquisition of net position that applies to a future period and will not be recognized as an inflow of resources (revenue) until that time. For the District, deferred inflows of resources include property taxes and unavailable revenue. Property taxes represent amounts for which there is an enforceable legal claim as of June 30, 2021, but which were levied to finance fiscal year 2022 operations. These amounts have been recorded as a deferred inflow of resources on both the government-wide statement of net position and the governmental fund financial statements. Unavailable revenue is reported only on the governmental funds balance sheet, and represents receivables which will not be collected within the available period. For the District unavailable revenue includes, but is not limited to, delinquent property taxes and intergovernmental grants. These amounts are deferred and recognized as an inflow of resources in the period the amounts become available.

For the District, see Notes 14 and 15 for deferred inflows of resources related to the District's net pension liability and net OPEB liability/asset, respectively. This deferred inflow of resources is only reported on the government-wide statement of net position.

Expenses/Expenditures - On the accrual basis of accounting, expenses are recognized at the time they are incurred. The entitlement value of donated commodities received during the year is reported in the fund financial statements as expenditures with a like amount reported as intergovernmental revenue.

**LABRAE LOCAL SCHOOL DISTRICT
TRUMBULL COUNTY, OHIO**

NOTES TO THE BASIC FINANCIAL STATEMENTS
FOR THE FISCAL YEAR ENDED JUNE 30, 2021

NOTE 2 - SUMMARY OF SIGNIFICANT ACCOUNTING POLICIES - (Continued)

The measurement focus of governmental fund accounting is on decreases in net financial resources (expenditures) rather than expenses. Expenditures are generally recognized in the accounting period in which the related fund liability is incurred, if measurable. Allocations of cost, such as depreciation and amortization, are not recognized in governmental funds.

E. Budgets

The budgetary process is prescribed by provisions of the Ohio Revised Code and entails the preparation of budgetary documents within an established timetable. The major documents prepared are the tax budget, the certificate of estimated resources, and the appropriation resolution, all of which are prepared on the budgetary basis of accounting. The certificate of estimated resources and the appropriations resolution are subject to amendment throughout the year with the legal restriction that appropriations cannot exceed estimated resources, as certified. All funds, other than custodial funds, are legally required to be budgeted and appropriated. The legal level of budgetary control is at the object level within each function within each fund. Any budgetary modifications at this level may only be made by resolution of the Board of Education.

Tax Budget - Prior to January 15, the Superintendent and Treasurer submit to the Board of Education a proposed operating budget for the fiscal year commencing the following July 1. The budget includes proposed expenditures and the means of financing for all funds. Public hearings are publicized and conducted to obtain taxpayers' comments. The purpose of this budget document is to reflect the need for existing (or increased) tax rates. By no later than January 20, the Board-adopted budget is filed with the Trumbull County Budget Commission for rate determination.

Estimated Resources - By April 1, the Board of Education accepts, by formal resolution, the tax rates as determined by the Budget Commission and receives the Commission's certificate of estimated resources, which states the projected revenue of each fund. Prior to July 1, the District must revise its budget so that total contemplated expenditures from any fund during the ensuing year will not exceed the amount stated in the certificate of estimated resources. The revised budget then serves as the basis for the appropriation measure. On or about July 1, the certificate of estimated resources is amended to include any unencumbered cash balances from the preceding year. The certificate of estimated resources may be further amended during the year if projected increases or decreases in revenue are identified by the District Treasurer. The amounts reported in the budgetary statements reflect the amounts in the original and final amended certificate of estimated resources issued during the fiscal year.

Appropriations - Upon receipt from the County Auditor of an amended certificate of estimated resources based on final assessed values and tax rates or a certificate saying no new certificate is necessary, the annual appropriation resolution is enacted by the Board of Education. Prior to the passage of the annual appropriation measure, the Board may pass a temporary appropriation measure to meet the ordinary expenses of the District. The appropriation resolution must be within the estimated resources as certified by the County Budget Commission and the total of expenditures may not exceed the appropriation totals at any level of control. Any revisions that alter the legal level of budgetary control must be approved by the Board of Education.

The Board may pass supplemental fund appropriations so long as the total appropriations by fund do not exceed the amounts set forth in the most recent certificate of estimated resources. During the year, all supplemental appropriations were legally enacted.

The appropriation resolution is subject to amendment by the Board throughout the year with the restriction that appropriations may not exceed estimated revenues. The amounts reported as the original budget amounts reflect the first appropriations that covered the entire fiscal year, including amounts automatically carried over from prior year. The amounts reported as the final budgeted amounts represent the final appropriation amounts passed by the Board during the year.

**LABRAE LOCAL SCHOOL DISTRICT
TRUMBULL COUNTY, OHIO**

NOTES TO THE BASIC FINANCIAL STATEMENTS
FOR THE FISCAL YEAR ENDED JUNE 30, 2021

NOTE 2 - SUMMARY OF SIGNIFICANT ACCOUNTING POLICIES - (Continued)

F. Cash and Investments

To improve cash management, cash received by the District is pooled in a central bank account. Monies for all funds are maintained in this pool. Individual fund integrity is maintained through the District's records. Each fund's interest in the pool is presented as "equity in pooled cash and cash equivalents" on the basic financial statements.

During fiscal year 2021, investments were limited to government mutual funds and investments in the State Treasury Asset Reserve of Ohio (STAR Ohio). Except for nonparticipating investment contracts, investments are reported at fair value, which is based on quoted market prices. Nonparticipating investment contracts, such as government mutual funds, are reported at cost.

STAR Ohio (the State Treasury Asset Reserve of Ohio), is an investment pool managed by the State Treasurer's Office which allows governments within the State to pool their funds for investment purposes. STAR Ohio is not registered with the SEC as an investment company, but has adopted Governmental Accounting Standards Board (GASB), Statement No. 79, "Certain External Investment Pools and Pool Participants." The District measures its investment in STAR Ohio at the net asset value (NAV) per share provided by STAR Ohio. The NAV per share is calculated on an amortized cost basis that provides an NAV per share that approximates fair value.

For fiscal year 2021, there were no limitations or restrictions on any participant withdrawals due to redemption notice periods, liquidity fees, or redemption gates. However, notice must be given 24 hours in advance of all deposits and withdrawals exceeding \$100 million. STAR Ohio reserves the right to limit the transaction to \$250 million, requiring the excess amount to be transacted the following business day(s), but only to the \$250 million limit. All accounts of the participant will be combined for these purposes.

Under existing Ohio statutes all investment earnings are assigned to the general fund unless statutorily required to be credited to a specific fund. The Board of Education has, by resolution, specified the funds to receive an allocation of interest earnings. Interest revenue credited to the general fund during fiscal year 2021 amounted to \$3,680, which includes \$2,014 assigned from other District funds.

For presentation on the basic financial statements, investments of the cash management pool and investments with original maturities of three months or less at the time they are purchased by the District are considered to be cash equivalents. Investments with an initial maturity of more than three months are reported as investments.

An analysis of the District's investment account at year-end is provided in Note 4.

G. Inventory

On government-wide and fund financial statements, purchased inventories are presented at the lower of cost or market and donated commodities are presented at their entitlement value. Inventories are recorded on a first-in, first-out basis and are expensed when received. Inventories are accounted for using the purchase method on the fund statements and using the consumption method on the government-wide statements.

On the fund financial statements, reported material and supplies inventory is equally offset by a nonspendable fund balance in the governmental funds which indicates that it does not constitute available spendable resources even though it is a component of net current assets.

Inventory consists of expendable supplies held for consumption, donated food and purchased food.

**LABRAE LOCAL SCHOOL DISTRICT
TRUMBULL COUNTY, OHIO**

NOTES TO THE BASIC FINANCIAL STATEMENTS
FOR THE FISCAL YEAR ENDED JUNE 30, 2021

NOTE 2 - SUMMARY OF SIGNIFICANT ACCOUNTING POLICIES - (Continued)

H. Capital Assets

General capital assets are those assets specifically related to governmental activities. These assets result from expenditures in the governmental funds. These assets are reported in the governmental activities column of the government-wide statement of net position, but are not reported in the fund financial statements.

All capital assets are capitalized at cost (or estimated historical cost) and updated for additions and deductions during the year. Donated capital assets are recorded at their acquisition values as of the date received. The District maintains a capitalization threshold of \$5,000. Improvements are capitalized; the costs of normal maintenance and repairs that do not add to the value of the asset or materially extend an asset's life are not.

All reported capital assets except land and construction in progress are depreciated. Depreciation is computed using the straight-line method over the following useful lives:

Description	Governmental Activities Estimated Lives
Land improvements	20 years
Buildings and improvements	15 - 50 years
Furniture and equipment	5 - 20 years
Vehicles	8 - 15 years
Infrastructure	50 years

I. Interfund Balances

On fund financial statements, receivables and payables resulting from short-term interfund loans are classified as "interfund receivables/payables". These amounts are eliminated in the governmental activities column on the statement of net position.

J. Compensated Absences

Compensated absences of the District consist of vacation leave and sick leave to the extent that payments to the employee for these absences are attributable to services already rendered and are not contingent on a specific event that is outside the control of the District and the employee.

In accordance with the provisions of GASB Statement No. 16, "Accounting for Compensated Absences", a liability for vacation leave is accrued if a) the employees' rights to payment are attributable to services already rendered; and b) it is probable that the employer will compensate the employees for the benefits through paid time off or other means, such as cash payment at termination or retirement. A liability for sick leave is based on the sick leave accumulated at the balance sheet date by those employees who are currently eligible to receive termination (severance) payments, as well as those employees expected to become eligible in the future. For purposes of establishing a liability for severance on employees expected to become eligible to retire in the future, all employees with at least 15 years of service regardless of their age and all employees 60 years or older with seven or more years of service were considered expected to become eligible in accordance with GASB Statement No. 16.

The total liability for vacation and sick leave payments has been calculated using pay rates in effect at the balance sheet date, and reduced to the maximum payment allowed by labor contract and/or statute, plus any applicable additional salary related payments.

The entire compensated absence liability is reported on the government-wide financial statements.

**LABRAE LOCAL SCHOOL DISTRICT
TRUMBULL COUNTY, OHIO**

NOTES TO THE BASIC FINANCIAL STATEMENTS
FOR THE FISCAL YEAR ENDED JUNE 30, 2021

NOTE 2 - SUMMARY OF SIGNIFICANT ACCOUNTING POLICIES - (Continued)

For governmental fund financial statements, compensated absences are recognized as liabilities and expenditures as payments come due each period upon the occurrence of employee resignations and retirements.

K. Prepayments

Certain payments to vendors reflect the costs applicable to future accounting periods and are recorded as prepaid items in both government-wide and fund financial statements. These items are reported as assets on the governmental funds balance sheet using the consumption method. A current asset for the prepaid amounts is recorded at the time of the purchase and the expenditure/expense is reported in the year in which services are consumed. At fiscal year-end, because prepayments are not available to finance future governmental fund expenditures, the fund balance is nonspendable by an amount equal to the carrying value of the asset on the fund financial statements.

L. Accrued Liabilities and Long-Term Obligations

All payables, accrued liabilities and long-term obligations are reported in the government-wide financial statements.

In general, governmental fund payables and accrued liabilities that, once incurred, are paid in a timely manner and in full from current financial resources, are reported as obligations of the funds. However, compensated absences that will be paid from governmental funds are reported as a liability in the fund financial statements only to the extent that they are due for payment during the current year. Bonds are recognized as a liability on the fund financial statements when due. Net pension/OPEB liability should be recognized in the governmental funds to the extent that benefit payments are due and payable and the pension/OPEB plan's fiduciary net position is not sufficient for payment of those benefits.

M. Fund Balance

Fund balance is divided into five classifications based primarily on the extent to which the District is bound to observe constraints imposed upon the use of the resources in the governmental funds. The classifications are as follows:

Nonspendable - The nonspendable fund balance classification includes amounts that cannot be spent because they are not in spendable form or legally required to be maintained intact. The "not in spendable form" criterion includes items that are not expected to be converted to cash. It also includes the long-term amount of loans receivable.

Restricted - Fund balance is reported as restricted when constraints are placed on the use of resources that are either externally imposed by creditors (such as through debt covenants), grantors, contributors, or laws or regulations of other governments, or imposed by law through constitutional provisions or enabling legislation.

Committed - The committed fund balance classification includes amounts that can be used only for the specific purposes imposed by a formal action (resolution) of the District Board of Education (the highest level of decision making authority). Those committed amounts cannot be used for any other purpose unless the District Board of Education removes or changes the specified use by taking the same type of action (resolution) it employed to previously commit those amounts. Committed fund balance also incorporates contractual obligations to the extent that existing resources in the fund have been specifically committed for use in satisfying those contractual requirements.

**LABRAE LOCAL SCHOOL DISTRICT
TRUMBULL COUNTY, OHIO**

NOTES TO THE BASIC FINANCIAL STATEMENTS
FOR THE FISCAL YEAR ENDED JUNE 30, 2021

NOTE 2 - SUMMARY OF SIGNIFICANT ACCOUNTING POLICIES - (Continued)

Assigned - Amounts in the assigned fund balance classification are intended to be used by the District for specific purposes but do not meet the criteria to be classified as restricted nor committed. In governmental funds other than the general fund, assigned fund balance represents the remaining amount that is not restricted or committed. In the general fund, assigned amounts represent intended uses established by policies of the District Board of Education, which includes giving the Treasurer the authority to constrain monies for intended purposes.

Unassigned - Unassigned fund balance is the residual classification for the general fund and includes all spendable amounts not contained in the other classifications. In other governmental funds, the unassigned classification is only used to report a deficit fund balance resulting from overspending for specific purposes for which amounts had been restricted, committed, or assigned.

The District applies restricted resources first when expenditures are incurred for purposes for which restricted and unrestricted (committed, assigned, and unassigned) fund balance is available. Similarly, within unrestricted fund balance, committed amounts are reduced first followed by assigned, and then unassigned amounts when expenditures are incurred for purposes for which amounts in any of the unrestricted fund balance classifications could be used.

N. Net Position

Net position represents the difference between assets and deferred outflows and liabilities and deferred inflows. The net position component “net investment in capital assets,” consists of capital assets, net of accumulated depreciation, reduced by the outstanding balances of any borrowing used for the acquisition, construction or improvement of those assets. Deferred outflows of resources and deferred inflows of resources that are attributable to the acquisition, construction or improvement of those assets or related debt also should be included in this component of net position. Net position is reported as restricted when there are limitations imposed on its use either through the enabling legislation adopted by the District or through external restrictions imposed by creditors, grantors or laws or regulations of other governments.

The District applies restricted resources first when an expense is incurred for purposes for which both restricted and unrestricted net position is available.

O. Estimates

The preparation of the basic financial statements in conformity with GAAP requires management to make estimates and assumptions that affect the amounts reported in the basic financial statements and accompanying notes. Actual results may differ from those estimates.

P. Extraordinary and Special Items

Extraordinary items are transactions or events that are both unusual in nature and infrequent in occurrence. Special items are transactions or events that are within the control of the Board of Education and that are either unusual in nature or infrequent in occurrence. During fiscal year 2021, neither type of transaction occurred.

Q. Unamortized Bond Premium and Deferred Charges on Debt Refunding

Bond premiums are deferred and amortized over the term of the bonds using the straight-line method, which approximates the effective interest method. Bond premiums are presented as an addition to the face amount of the bonds.

**LABRAE LOCAL SCHOOL DISTRICT
TRUMBULL COUNTY, OHIO**

NOTES TO THE BASIC FINANCIAL STATEMENTS
FOR THE FISCAL YEAR ENDED JUNE 30, 2021

NOTE 2 - SUMMARY OF SIGNIFICANT ACCOUNTING POLICIES - (Continued)

For advance refundings resulting in the defeasance of debt, the difference between the reacquisition price and the net carrying amount of the old debt is deferred and amortized as component of interest expense. This deferred amount is amortized over the remaining life of the old debt or the life of the new debt, whichever is shorter and is presented as a deferred outflow of resources on the statement of net position. On the governmental fund financial statements bond premiums are recognized in the current period.

A reconciliation between the bonds face value and the amount reported on the statement of net position is presented in Note 9.

R. Pensions/Other Postemployment Benefits (OPEB)

For purposes of measuring the net pension/OPEB liability, net OPEB asset, deferred outflows of resources and deferred inflows of resources related pensions/OPEB, and pension/OPEB expense, information about the fiduciary net position of the pension/OPEB plans and additions to/deductions from their fiduciary net position have been determined on the same basis as they are reported by the pension/OPEB plan. For this purpose, benefit payments (including refunds of employee contributions) are recognized when due and payable in accordance with the benefit terms. The pension/OPEB plans report investments at fair value.

S. Fair Value

The District categorizes its fair value measurements within the fair value hierarchy established by generally accepted accounting principles. The hierarchy is based on the valuation inputs used to measure the fair value of the asset. Level 1 inputs are quoted prices in active markets for identical assets; Level 2 inputs are significant other observable inputs; Level 3 inputs are significant unobservable inputs.

NOTE 3 - ACCOUNTABILITY AND COMPLIANCE

A. Change in Accounting Principles

For fiscal year 2021, the District has applied GASB Statement No. 95, "Postponement of the Effective Dates of Certain Authoritative Guidance." GASB Statement No. 95 provides temporary relief to governments and other stakeholders in light of the COVID-19 pandemic. This objective is accomplished by postponing the effective dates of certain provisions in Statements and Implementation Guides that first became effective or are scheduled to become effective for periods beginning after June 15, 2018, and later.

Certain provisions contained in the following pronouncements were scheduled to be implemented for the fiscal year ended June 30, 2021. Due to the implementation of GASB Statement No. 95, the effective dates of certain provisions contained in these pronouncements are postponed until the fiscal year ended June 30, 2022:

- Statement No. 87, *Leases*
- Implementation Guide No. 2019-3, *Leases*
- Statement No. 89, *Accounting for Interest Cost Incurred before the End of a Construction Period*
- Statement No. 92, *Omnibus 2020*
- Statement No. 93, *Replacement of Interbank Offered Rates*

**LABRAE LOCAL SCHOOL DISTRICT
TRUMBULL COUNTY, OHIO**

NOTES TO THE BASIC FINANCIAL STATEMENTS
FOR THE FISCAL YEAR ENDED JUNE 30, 2021

NOTE 3 - ACCOUNTABILITY AND COMPLIANCE - (Continued)

B. Deficit Fund Balances

Fund balances at June 30, 2021 included the following individual fund deficits:

<u>Nonmajor funds</u>	<u>Deficit</u>
Elementary and Secondary School Emergency Relief (ESSER)	\$ 50,307
IDEA Part B	4,299
Title I	959
Supporting Effective Instruction	372

The general fund is liable for any deficit in these funds and provides transfers when cash is required, not when accruals occur. The deficit fund balances resulted from adjustments for accrued liabilities.

NOTE 4 - DEPOSITS AND INVESTMENTS

State statutes classify monies held by the District into three categories.

Active deposits are public deposits necessary to meet current demands on the treasury. Such monies must be maintained either as cash in the District treasury, in commercial accounts payable or withdrawable on demand, including negotiable order of withdrawal (NOW) accounts, or in money market deposit accounts.

Inactive deposits are public deposits that the Board of Education has identified as not required for use within the current five year period of designation of depositories. Inactive deposits must either be evidenced by certificates of deposit maturing not later than the end of the current period of designation of depositories, or by savings or deposit accounts including, but not limited to, passbook accounts.

Interim deposits are deposits of interim monies. Interim monies are those monies which are not needed for immediate use, but which will be needed before the end of the current period of designation of depositories.

Interim deposits must be evidenced by time certificates of deposit maturing not more than one year from the date of deposit or by savings or deposit accounts including passbook accounts.

Interim monies may be deposited or invested in the following securities:

1. United States Treasury Notes, Bills, Bonds, or any other obligation or security issued by the United States Treasury or any other obligation guaranteed as to principal and interest by the United States;
2. Bonds, notes, debentures, or any other obligations or securities issued by any federal government agency or instrumentality, including, but not limited to, the Federal National Mortgage Association, Federal Home Loan Bank, Federal Farm Credit Bank, Federal Home Loan Mortgage Corporation and Government National Mortgage Association. All federal agency securities shall be direct issuances of federal government agencies or instrumentalities;
3. Written repurchase agreements in the securities listed above provided that the fair value of the securities subject to the repurchase agreement must exceed the principal value of the agreement by at least two percent and be marked to market daily, and that the term of the agreement must not exceed thirty days;
4. Bonds and other obligations of the State of Ohio; and with certain limitations including a requirement for maturity within ten years from the date of settlement, bonds and other obligations of political subdivisions of the State of Ohio, if training requirements have been met;

**LABRAE LOCAL SCHOOL DISTRICT
TRUMBULL COUNTY, OHIO**

NOTES TO THE BASIC FINANCIAL STATEMENTS
FOR THE FISCAL YEAR ENDED JUNE 30, 2021

NOTE 4 - DEPOSITS AND INVESTMENTS - (Continued)

5. Time certificates of deposit or savings or deposit accounts including, but not limited to, passbook accounts;
6. No-load money market mutual funds consisting exclusively of obligations described in items (1) and (2) above and repurchase agreements secured by such obligations, provided that investments in securities described in this division are made only through eligible institutions;
7. The State Treasurer's investment pool, the State Treasury Asset Reserve of Ohio (STAR Ohio); and
8. Certain banker's acceptance and commercial paper notes for a period not to exceed one-hundred-eighty days and two-hundred-seventy days, respectively, from the purchase date in an amount not to exceed forty percent of the interim monies available for investment at any one time.

Protection of the deposits is provided by the Federal Deposit Insurance Corporation (FDIC), by eligible securities pledged by the financial institution as security for repayment, or by the financial institutions participation in the Ohio Pooled Collateral System (OPCS), a collateral pool of eligible securities deposited with a qualified trustee and pledged to the Treasurer of State to secure the repayment of all public monies deposited in the financial institution.

Investments in stripped principal or interest obligations, reverse repurchase agreements and derivatives are prohibited. The issuance of taxable notes for the purpose of arbitrage, the use of leverage and short selling are also prohibited. Except as noted above, an investment must mature within five years from the date of purchase unless matched to a specific obligation or debt of the District, and must be purchased with the expectation that it will be held to maturity. Investments may only be made through specified dealers and institutions. Payment for investments may be made only upon delivery of the securities representing the investments to the Treasurer or qualified trustee or, if the securities are not represented by a certificate, upon receipt of confirmation of transfer from the custodian.

A. Deposits with Financial Institutions

At June 30, 2021, the carrying amount of all District deposits was \$2,916,706 and the bank balance of all District deposits was \$2,932,174. Of the bank balance, \$778,640 was covered by the FDIC, \$1,533,485 was covered by the Ohio Pooled Collateral System and \$620,049 was exposed to custodial credit risk because this amount was uninsured and uncollateralized.

Custodial credit risk is the risk that, in the event of bank failure, the District will not be able to recover deposits or collateral securities that are in the possession of an outside party. The District has no deposit policy for custodial credit risk beyond the requirements of State statute. Ohio law requires that deposits either be insured or protected by (1) eligible securities pledged to the District and deposited with a qualified trustee by the financial institution as security for repayment whose fair value at all times shall be at least 105 percent of the deposits being secured, or (2) participation in the Ohio Pooled Collateral System (OPCS), a collateral pool of eligible securities deposited with a qualified trustee and pledged to the Treasurer of State to secure the repayment of all public monies deposited in the financial institution. OPCS requires the total fair value of the securities pledged to be 50 percent of the deposits being secured or a reduced rate set by the Treasurer of State.

**LABRAE LOCAL SCHOOL DISTRICT
TRUMBULL COUNTY, OHIO**

NOTES TO THE BASIC FINANCIAL STATEMENTS
FOR THE FISCAL YEAR ENDED JUNE 30, 2021

NOTE 4 - DEPOSITS AND INVESTMENTS - (Continued)

B. Investments

As of June 30, 2021, the District had the following investments and maturities:

<u>Measurement/ Investment type</u>	<u>Measurement Amount</u>	<u>Investment Maturities 6 months or less</u>
<i>Amortized cost:</i>		
STAR Ohio	\$ 8,546	\$ 8,546
<i>Fair Value:</i>		
U.S. Government mutual funds	<u>1,627,472</u>	<u>1,627,472</u>
Total	<u>\$ 1,636,018</u>	<u>\$ 1,636,018</u>

The District's investments in U.S. Government mutual funds are valued using quoted market prices (Level 1 inputs).

The District's investments in government mutual funds maintained by Ross, Sinclaire & Associates, LLC (RSA) are subject to coverage by the Huntington Hilltop Securities at FYE due to RSA's status as an SIPC broker.

Interest Rate Risk: As a means of limiting its exposure to fair value losses arising from rising interest rates and according to State law, the District's investment policy limits investment portfolio maturities to five years or less.

Credit Risk: The District's Government mutual funds carry a rating of AAA by Moody's and a rating of A-+ by Standard and Poor's. STAR Ohio carries a rating of AAAM by Standard and Poor's. Ohio law requires that STAR Ohio maintain the highest rating provided by at least one nationally recognized standard rating service. The District's investment policy does not specifically address credit risk beyond requiring the District to only invest in securities authorized by State statute.

Custodial Credit Risk: For an investment, custodial credit risk is the risk that, in the event of the failure of the counterparty, the District will not be able to recover the value of its investments or collateral securities that are in the possession of an outside party. The District's investment policy does not specifically address custodial credit risk beyond the adherence to all relevant sections of the Ohio Revised Code.

Concentration of Credit Risk: The District places no limit on the amount that may be invested in any one issuer. The following table includes the percentage of each investment type held by the District at June 30, 2021:

<u>Investment type</u>	<u>Measurement Amount</u>	<u>% of Total</u>
U.S. Government mutual funds	\$ 1,627,472	99.48
STAR Ohio	<u>8,546</u>	<u>0.52</u>
Total	<u>\$ 1,636,018</u>	<u>100.00</u>

**LABRAE LOCAL SCHOOL DISTRICT
TRUMBULL COUNTY, OHIO**

NOTES TO THE BASIC FINANCIAL STATEMENTS
FOR THE FISCAL YEAR ENDED JUNE 30, 2021

NOTE 4 - DEPOSITS AND INVESTMENTS - (Continued)

C. Reconciliation of Cash and Investments to the Statement of Net Position

The following is a reconciliation of cash and investments as reported in the note above to cash and investments as reported on the statement of net position as of June 30, 2021:

<u>Cash and investments per note</u>	
Carrying amount of deposits	\$ 2,916,706
Investments	<u>1,636,018</u>
Total	<u>\$ 4,552,724</u>
 <u>Cash and investments per statement of net position</u>	
Governmental activities	\$ 4,524,984
Custodial fund	<u>27,740</u>
Total	<u>\$ 4,552,724</u>

NOTE 5 - INTERFUND TRANSACTIONS

- A. Interfund transfers for the fiscal year ended June 30, 2021, consisted of the following, as reported on the fund statements:

	<u>Amount</u>
<u>Transfers from the general fund to:</u>	
Nonmajor governmental funds	<u>\$ 12,000</u>

Transfers are used to move revenues from the fund that statute or budget requires them to be collected in to the fund that statute or budget requires them to be expended from and to use unrestricted revenues to finance various programs accounted for in other funds in accordance with budgetary authorizations.

Transfers between governmental funds are eliminated on the government-wide statements.

All transfers were made in compliance with Ohio Revised Code Sections 5705.14, 5705.15 and 5705.16.

- B. Interfund loans receivable/payable consisted of the following at June 30, 2021 as reported on the fund financial statements:

<u>Receivable fund</u>	<u>Payable fund</u>	<u>Amount</u>
General fund	Nonmajor governmental fund	<u>\$ 70,000</u>

The primary purpose of the interfund balances is to cover the costs in specific funds where revenues were not received by June 30. The interfund balances will be repaid once the anticipated revenues are received.

Interfund balances between governmental funds are eliminated on the government-wide financial statements.

**LABRAE LOCAL SCHOOL DISTRICT
TRUMBULL COUNTY, OHIO**

NOTES TO THE BASIC FINANCIAL STATEMENTS
FOR THE FISCAL YEAR ENDED JUNE 30, 2021

NOTE 6 - PROPERTY TAXES

Property taxes are levied and assessed on a calendar year basis while the District fiscal year runs from July through June. First half tax collections are received by the District in the second half of the fiscal year. Second half tax distributions occur in the first half of the following fiscal year.

Property taxes include amounts levied against all real property and public utility property. Real property tax revenues received in calendar year 2021 represent the collection of calendar year 2020 taxes. Real property taxes received in calendar year 2021 were levied after April 1, 2020, on the assessed values as of January 1, 2020, the lien date. Assessed values for real property taxes are established by State statute at 35 percent of appraised fair value. Real property taxes are payable annually or semiannually. If paid annually, payment is due December 31; if paid semiannually, the first payment is due December 31, with the remainder payable by June 20. Under certain circumstances, State statute permits alternate payment dates to be established. Public utility property tax revenues received in calendar year 2021 represent the collection of calendar year 2020 taxes. Public utility real and personal property taxes received in calendar year 2021 became a lien on December 31, 2019, were levied after April 1, 2020, and are collected with real property taxes. Public utility real property is assessed at 35 percent of true value; public utility tangible personal property is currently assessed at varying percentages of true value.

The District receives property taxes from Trumbull County. The County Auditor periodically advances to the District its portion of the taxes collected. Second-half real property tax payments collected by the County by June 30, 2021, are available to finance fiscal year 2021 operations. The amount available as an advance at June 30, 2021 was \$35,542 in the general fund, \$6,566 in the debt service fund, \$2,468 in the permanent improvement fund (a nonmajor governmental fund) and \$577 in the classroom facilities maintenance fund (a nonmajor governmental fund). This amount is recorded as revenue. The amount available as an advance at June 30, 2020 was \$16,569 in the general fund, \$2,934 in the debt service fund, \$1,226 in the permanent improvement fund (a nonmajor governmental fund) and \$272 in the classroom facilities maintenance fund (a nonmajor governmental fund). The amount of second-half real property taxes available for advance at fiscal year-end can vary based on the date the tax bills are sent.

Accrued property taxes receivable includes real property, public utility property and delinquent tangible personal property taxes which are measurable as of June 30, 2021 and for which there is an enforceable legal claim. Although total property tax collections for the next fiscal year are measurable, only the amount of real property taxes available as an advance at June 30 was levied to finance current fiscal year operations and is reported as revenue at fiscal year end. The portion of the receivable not levied to finance current fiscal year operations is offset by a credit to deferred inflows.

On the accrual basis of accounting, collectible delinquent property taxes have been recorded as a receivable and revenue, while on a modified accrual basis of accounting the revenue has been reported as a deferred inflow.

**LABRAE LOCAL SCHOOL DISTRICT
TRUMBULL COUNTY, OHIO**

NOTES TO THE BASIC FINANCIAL STATEMENTS
FOR THE FISCAL YEAR ENDED JUNE 30, 2021

NOTE 6 - PROPERTY TAXES - (Continued)

The assessed values upon which the fiscal year 2021 taxes were collected are:

	2020 Second Half Collections		2021 First Half Collections	
	<u>Amount</u>	<u>Percent</u>	<u>Amount</u>	<u>Percent</u>
Agricultural/residential and other real estate	\$ 99,672,590	87.65	\$ 108,295,510	88.02
Public utility personal	<u>14,039,860</u>	<u>12.35</u>	<u>14,741,300</u>	<u>11.98</u>
Total	<u>\$ 113,712,450</u>	<u>100.00</u>	<u>\$ 123,036,810</u>	<u>100.00</u>
Tax rate per \$1,000 of assessed valuation for:				
General purposes	\$47.30		\$47.30	
Debt service	4.50		4.40	
Facilities maintenance	0.50		0.50	
Capital outlay	3.00		3.00	

NOTE 7 - RECEIVABLES

Receivables at June 30, 2021 consisted of taxes, accounts (billings for user charged services and student fees) and intergovernmental grants. All receivables are considered collectible in full due to the ability to foreclose for the nonpayment of taxes, the stable condition of State programs and the current year guarantee of federal funds. A summary of the principal items of receivables reported on the statement of net position follows:

Governmental activities:	
Taxes	\$ 5,131,426
Accounts	8,233
Intergovernmental	<u>165,455</u>
Total	<u>\$ 5,305,114</u>

Receivables have been disaggregated on the face of the basic financial statements. All receivables are expected to be collected in the subsequent year.

**LABRAE LOCAL SCHOOL DISTRICT
TRUMBULL COUNTY, OHIO**

NOTES TO THE BASIC FINANCIAL STATEMENTS
FOR THE FISCAL YEAR ENDED JUNE 30, 2021

NOTE 8 - CAPITAL ASSETS

Capital asset activity for the fiscal year ended June 30, 2021 was as follows.

	Balance <u>June 30, 2020</u>	<u>Additions</u>	<u>Deductions</u>	Balance <u>June 30, 2021</u>
<i>Capital assets, not being depreciated:</i>				
Land	\$ 257,591	\$ -	\$ -	\$ 257,591
Construction in progress	<u>67,910</u>	<u>116,775</u>	<u>(184,685)</u>	<u>-</u>
Total capital assets, not being depreciated	<u>325,501</u>	<u>116,775</u>	<u>(184,685)</u>	<u>257,591</u>
<i>Capital assets, being depreciated:</i>				
Land improvements	3,101,312	-	-	3,101,312
Building and improvements	24,951,615	184,685	-	25,136,300
Furniture and equipment	1,699,435	158,464	-	1,857,899
Infrastructure	54,023	-	-	54,023
Vehicles	<u>1,086,573</u>	<u>88,923</u>	<u>-</u>	<u>1,175,496</u>
Total capital assets, being depreciated	<u>30,892,958</u>	<u>432,072</u>	<u>-</u>	<u>31,325,030</u>
<i>Less: accumulated depreciation</i>				
Land improvements	(2,214,110)	(153,299)	-	(2,367,409)
Building and improvements	(11,972,454)	(766,777)	-	(12,739,231)
Furniture and equipment	(1,098,233)	(108,839)	-	(1,207,072)
Infrastructure	(13,807)	(6,330)	-	(20,137)
Vehicles	<u>(867,320)</u>	<u>(46,928)</u>	<u>-</u>	<u>(914,248)</u>
Total accumulated depreciation	<u>(16,165,924)</u>	<u>(1,082,173)</u>	<u>-</u>	<u>(17,248,097)</u>
Governmental activities capital assets, net	<u>\$ 15,052,535</u>	<u>\$ (533,326)</u>	<u>\$ (184,685)</u>	<u>\$ 14,334,524</u>

Depreciation expense was charged to governmental functions as follows:

<u>Instruction:</u>	
Regular	\$ 863,162
Special	778
<u>Support services:</u>	
Pupil	3,145
Instructional staff	1,255
Administration	1,505
Operations and maintenance	8,897
Pupil transportation	44,659
Extracurricular activities	148,750
Food service operations	<u>10,022</u>
Total depreciation expense	<u>\$ 1,082,173</u>

**LABRAE LOCAL SCHOOL DISTRICT
TRUMBULL COUNTY, OHIO**

NOTES TO THE BASIC FINANCIAL STATEMENTS
FOR THE FISCAL YEAR ENDED JUNE 30, 2021

NOTE 9 - LONG-TERM OBLIGATIONS

A. During fiscal year 2021, the following changes occurred in governmental activities' long-term obligations.

	Balance Outstanding <u>06/30/20</u>	<u>Additions</u>	<u>Reductions</u>	Balance Outstanding <u>06/30/21</u>	Amounts Due in <u>One Year</u>
Governmental activities:					
<u>General obligation bonds:</u>					
Series 2011, refunding bonds					
Current interest bonds					
1.0% - 3.0%, 12/01/24 maturity	\$ 2,825,000	\$ -	\$ (520,000)	\$ 2,305,000	\$ 530,000
Total general obligation bonds payable	<u>2,825,000</u>	<u>-</u>	<u>(520,000)</u>	<u>2,305,000</u>	<u>530,000</u>
<u>Other long-term obligations:</u>					
Lease-purchase agreements	1,470,000	-	(145,000)	1,325,000	150,000
Capital lease agreement	-	153,464	(11,916)	141,548	27,078
Compensated absences	<u>836,411</u>	<u>77,063</u>	<u>(123,778)</u>	<u>789,696</u>	<u>147,080</u>
Total other long-term obligations	<u>2,306,411</u>	<u>230,527</u>	<u>(280,694)</u>	<u>2,256,244</u>	<u>324,158</u>
Net pension liability	14,307,325	1,109,298	-	15,416,623	-
Net OPEB liability	<u>1,118,435</u>	<u>-</u>	<u>(157,172)</u>	<u>961,263</u>	<u>-</u>
Total governmental activities	<u>\$ 20,557,171</u>	<u>\$ 1,339,825</u>	<u>\$ (957,866)</u>	<u>20,939,130</u>	<u>\$ 854,158</u>
Add: unamortized premium				<u>127,323</u>	
Total on statement of net position				<u>\$ 21,066,453</u>	

Net Pension Liability: The District's net pension liability is described in Note 14. The District pays obligations related to employee compensation from the fund benefitting from their service.

Net OPEB Liability/Asset: The District's net OPEB liability/asset is described in Note 15. The District pays obligations related to employee compensation from the fund benefitting from their service.

Compensated Absences: Compensated absences will be paid from the fund from which the employees' salaries are paid, which is primarily the general fund.

Lease Purchase Agreements: See Note 10 for detail on the District's lease purchase agreements.

Capital Lease Agreement: See Note 11 for detail on the District's capital lease agreement.

Refunding Bonds, Series 2011

On November 16, 2011, the District issued general obligation refunding bonds (Series 2011, refunding bonds). These bonds refunded the \$5,050,000 callable portion of the Series 2002 issue. These bonds are general obligations of the District, for which its full faith and credit is pledged for repayment. On the fund financial statements, payments of principal and interest relating to these bonds are recorded as expenditures in the debt service fund. On the government-wide financial statements, principal payments reduce the liability reported on the statement of net position. The source of payment is derived from a current 5.4 mil bonded debt tax levy. The balance of the refunded current interest bonds at June 30, 2021 is \$2,365,000.

**LABRAE LOCAL SCHOOL DISTRICT
TRUMBULL COUNTY, OHIO**

NOTES TO THE BASIC FINANCIAL STATEMENTS
FOR THE FISCAL YEAR ENDED JUNE 30, 2021

NOTE 9 - LONG-TERM OBLIGATIONS - (Continued)

This issue is comprised of current interest bonds, present value \$5,000,000 at June 30, 2012, and capital appreciation bonds, par value \$49,995. The capital appreciation bonds matured on December 1, 2018 (stated interest 34.62%) at a redemption price equal to 100% of the principal, plus accrued interest to the redemption date. The accreted value at maturity for the capital appreciation bonds was \$552,960.

Interest payments on the current interest bonds are due on June 1 and December 1 of each year. The final maturity stated in the issue is December 1, 2024.

The reacquisition price exceeded the net carrying amount of the old debt by \$361,804. This amount is being netted against the new debt and amortized over the remaining life of the refunded debt, which is equal to the life of the new debt issued.

The following is a summary of the future debt service requirements to maturity for the refunding bonds:

Fiscal Year Year Ended	Series 2011		
	Current Interest Bonds		
	Principal	Interest	Total
2022	\$ 530,000	\$ 57,135	\$ 587,135
2023	540,000	43,220	583,220
2024	560,000	28,090	588,090
2025	675,000	10,125	685,125
Total	\$ 2,305,000	\$ 138,570	\$ 2,443,570

B. Legal Debt Margin

The Ohio Revised Code provides that voted net general obligation debt of the District shall never exceed 9% of the total assessed valuation of the District. The code further provides that unvoted indebtedness shall not exceed 1/10 of 1% of the property valuation of the District. The code additionally states that unvoted indebtedness related to energy conservation debt shall not exceed 9/10 of 1% of the property valuation of the District. The assessed valuation used in determining the District's legal debt margin has been modified by House Bill 530 which became effective March 30, 2006. In accordance with House Bill 530, the assessed valuation used in the District's legal debt margin calculation excluded tangible personal property used in business, telephone or telegraph property, interexchange telecommunications company property, and personal property owned or leased by a railroad company and used in railroad operations. The effects of these debt limitations at June 30, 2021, are a voted debt margin of \$9,710,001 (including available funds of \$941,688) and an unvoted debt margin of \$123,037.

NOTE 10 - LEASE PURCHASE AGREEMENTS

During fiscal year 2005, the District entered into a lease-purchase agreement, in the amount of \$2,044,000, with the Ohio Association of School Business Officials' (OASBO) Expanded Asset Pooled Financing Program to finance the cost of new athletic and bus facilities. During the prior fiscal year, this lease-purchase agreement was refinanced. On August 11, 2015, the District signed a new agreement with Fifth Third Bank in the amount of \$2,030,000. This refunding was undertaken to reduce debt service payments over the next 13 years by \$115,375 and resulted in a net present value loss of \$3,412. The original lease was assigned from Ohio School Building Leasing Corporation to Fifth Third Bank. This new agreement bears an interest rate of 2.960% and matures on July 1, 2029. The annual payments are made from the general fund. At June 30, 2021, the District had outstanding borrowings of \$1,325,000.

**LABRAE LOCAL SCHOOL DISTRICT
TRUMBULL COUNTY, OHIO**

NOTES TO THE BASIC FINANCIAL STATEMENTS
FOR THE FISCAL YEAR ENDED JUNE 30, 2021

NOTE 10 - LEASE PURCHASE AGREEMENTS - (Continued)

The following is a summary of the future debt service requirements to maturity for the lease purchase agreements:

Fiscal Year Ended	Principal	Interest	Total
2022	\$ 150,000	\$ 38,110	\$ 188,110
2023	155,000	33,670	188,670
2024	160,000	29,008	189,008
2025	160,000	24,272	184,272
2026	170,000	19,462	189,462
2027 - 2029	<u>530,000</u>	<u>27,750</u>	<u>557,750</u>
Total	<u>\$ 1,325,000</u>	<u>\$ 172,272</u>	<u>\$ 1,497,272</u>

NOTE 11 - CAPITAL LEASE

During the current fiscal year, the District entered into a capitalized lease for copier equipment. Capital lease payments have been reclassified and are reflected as debt service expenditures in the financial statements for the governmental funds. These expenditures are reported as function expenditures on the budgetary statement in the general fund.

Capital assets consisting of furniture and equipment have been capitalized in the amount of \$153,464. This amount represents the present value of the minimum lease payments at the time of acquisition. Accumulated depreciation as of June 30, 2021 was \$15,347, leaving a current book value of \$138,118. A corresponding liability was recorded in the government-wide statement of net position.

The following is a schedule of the future long-term minimum lease payments required under the capital lease and the present value of the future minimum lease payments as of June 30, 2021:

<u>Fiscal Year Ending June 30,</u>	<u>Amount</u>
2022	\$ 33,540
2023	33,540
2024	33,540
2025	33,540
2026	<u>25,155</u>
Total minimum lease payments	159,315
Less: amount representing interest	<u>(17,767)</u>
Total	<u>\$ 141,548</u>

NOTE 12 - COMPENSATED ABSENCES

The criteria for determining vacation and sick leave components are derived from negotiated agreements and State laws. The District accounts for compensated absence liability in accordance with GASB 16. The District has determined the vesting method of calculation to be the most appropriate method to compute the estimate.

Vacation Leave - Unused vacation, to a maximum of 5 days, shall be paid to any 12 month classified employee with the first pay in July with the exception of the Superintendent and Treasurer. The District has determined that available vacation leave is subject to accrual based upon the vacation leave balances at June 30.

**LABRAE LOCAL SCHOOL DISTRICT
TRUMBULL COUNTY, OHIO**

NOTES TO THE BASIC FINANCIAL STATEMENTS
FOR THE FISCAL YEAR ENDED JUNE 30, 2021

NOTE 12 - COMPENSATED ABSENCES - (Continued)

The Superintendent and Treasurer shall be paid a salary based on 255 and 224 working days, respectively. If it becomes necessary for the Treasurer to work more days, the Treasurer will be compensated at a per diem rate for each additional day worked, not to exceed 15 days.

Only administrative and support personnel who are under a full year contract (260 days) are eligible for vacation time.

Classified employees earn 10 to 25 days of vacation per year, depending upon length of service. Accumulated, unused vacation time is paid to classified employees and administrators upon termination of employment. Classified, 12-month employees can be paid for one week of vacation if unused at June 30.

The classified personnel accumulate vacation based on the following schedule:

<u>Years of Service</u>	<u>Vacation Days</u>
Up to 1	Pro-Rated
1 - 7	10
8 - 14	15
15 - 21	20
22 - beyond	25

Sick Leave - Each employee earns sick leave at a rate of one and one-fourth days per month. Sick leave shall accumulate during active employment on a continuous year-to-year basis. Maximum sick leave accumulation is 480 days for classified employees and 510 days for certified employees.

Severance Pay - Based upon District negotiated agreements an employee upon retirement from active service is eligible to receive a portion of their sick leave. Based upon past historical trends, it has been determined that an employee with 15 or more years of vested service will be eligible for severance pay (any age) or employee over 60 with seven or more years of service (vested). An analysis of all employees has been made to determine those with 15 or more years of service or 60 or older. Severance pay shall be a one-time lump sum payment under either of the following provisions: (1) the employee retires from the school system. To receive additional benefits as calculated below, the employee must have been employed by the District for 7 or more years; or (2) the employee resigns with 15 or more years of service to the District. Severance for both certified and classified employees will be paid according to a formula based on unused sick-leave accumulation.

**LABRAE LOCAL SCHOOL DISTRICT
TRUMBULL COUNTY, OHIO**

NOTES TO THE BASIC FINANCIAL STATEMENTS
FOR THE FISCAL YEAR ENDED JUNE 30, 2021

NOTE 13 - RISK MANAGEMENT

A. Property and Liability

The District is exposed to various risks of loss related to torts; theft of, damage to, and destruction of assets; errors and omissions; injuries to employees; and natural disasters. During fiscal year 2021, the District has contracted for the following coverage through The Netherlands Insurance Company:

<u>Coverage</u>	<u>Coverage</u>
General liability:	
Each occurrence	\$1,000,000
General aggregate	2,000,000
Products	2,000,000
Medical expenses (any one person)	5,000
Personal & advertising injury	1,000,000
Damages to rented premises, per occurrence	100,000
Automobile liability - each accident	1,000,000
Employee benefits liability:	
Each employee	1,000,000
Aggregate	3,000,000
School leader's error and omission liability:	
Each loss/aggregate	1,000,000
Sexual misconduct liability:	
Each loss/aggregate	1,000,000
Employers stop gap liability:	
Each accident/disease/employee	1,000,000
Aggregate	2,000,000
Commercial property coverage	65,772,760

Settled claims have not exceeded commercial coverage in any of the past three years. There was no significant reduction in coverage from the prior fiscal year.

B. Workers' Compensation

For fiscal year 2021, the District participated in the OASBO/CompManagement, Inc. Workers' Compensation Group Rating Program (GRP), an insurance purchasing pool. The intent of the GRP is to achieve the benefit of a reduced premium for the District by virtue of its grouping and representation with other participants in the GRP. The workers' compensation experience of the participating school districts is tiered into groups based upon past workers' compensation experience. Within each tiered group, a common premium rate is applied to all school districts within that group. Each participant pays its workers' compensation premium to the state based on the rate for the GRP rather than its individual rate. Total savings are then calculated and each participant's individual performance is compared to the overall savings percentage of their tiered group. Participation in the GRP is limited to school districts that can meet the GRP's selection criteria. The firm of CompManagement, Inc. provides administrative, cost control and actuarial services to the GRP.

**LABRAE LOCAL SCHOOL DISTRICT
TRUMBULL COUNTY, OHIO**

NOTES TO THE BASIC FINANCIAL STATEMENTS
FOR THE FISCAL YEAR ENDED JUNE 30, 2021

NOTE 13 - RISK MANAGEMENT - (Continued)

C. Shared Risk Pool

The District participates in the Trumbull County Schools Employee Insurance Benefit Consortium. This is a shared risk pool comprised of 16 Trumbull County school districts. The Consortium is governed by an assembly which consists of one representative from each participating school district (usually the Superintendent or designee). The assembly elects officers for one-year terms to serve as the Board of Directors. The assembly exercises control over the operation of the Consortium. Consortium revenues are generated from charges for services.

NOTE 14 - DEFINED BENEFIT PENSION PLANS

The Statewide retirement systems provide both pension benefits and other postemployment benefits (OPEB).

Net Pension Liability/Net OPEB Liability/Asset

Pensions and OPEB are a component of exchange transactions—between an employer and its employees—of salaries and benefits for employee services. Pensions/OPEB are provided to an employee—on a deferred-payment basis—as part of the total compensation package offered by an employer for employee services each financial period.

The net pension/OPEB liability (asset) represent the District's proportionate share of each pension/OPEB plan's collective actuarial present value of projected benefit payments attributable to past periods of service, net of each pension/OPEB plan's fiduciary net position. The net pension/OPEB liability (asset) calculation is dependent on critical long-term variables, including estimated average life expectancies, earnings on investments, cost of living adjustments and others. While these estimates use the best information available, unknowable future events require adjusting these estimates annually.

Ohio Revised Code limits the District's obligation for this liability to annually required payments. The District cannot control benefit terms or the manner in which pensions/OPEB are financed; however, the District does receive the benefit of employees' services in exchange for compensation including pension and OPEB.

GASB 68/75 assumes the liability is solely the obligation of the employer, because (1) they benefit from employee services; and (2) State statute requires funding to come from these employers. All pension contributions to date have come solely from these employers (which also includes pension costs paid in the form of withholdings from employees). The retirement systems may allocate a portion of the employer contributions to provide for these OPEB benefits. In addition, health care plan enrollees pay a portion of the health care costs in the form of a monthly premium. State statute requires the retirement systems to amortize unfunded pension liabilities within 30 years. If the pension amortization period exceeds 30 years, each retirement system's board must propose corrective action to the State legislature. Any resulting legislative change to benefits or funding could significantly affect the net pension/OPEB liability (asset). Resulting adjustments to the net pension/OPEB liability (asset) would be effective when the changes are legally enforceable. The Ohio revised Code permits, but does not require the retirement systems to provide healthcare to eligible benefit recipients.

The remainder of this note includes the required pension disclosures. See Note 15 for the required OPEB disclosures.

The proportionate share of each plan's unfunded benefits is presented as a long-term *net pension/OPEB liability (asset)* on the accrual basis of accounting. Any liability for the contractually-required pension contribution outstanding at the end of the year is included in pension obligation payable on both the accrual and modified accrual bases of accounting.

**LABRAE LOCAL SCHOOL DISTRICT
TRUMBULL COUNTY, OHIO**

NOTES TO THE BASIC FINANCIAL STATEMENTS
FOR THE FISCAL YEAR ENDED JUNE 30, 2021

NOTE 14 - DEFINED BENEFIT PENSION PLANS - (Continued)

Plan Description - School Employees Retirement System (SERS)

Plan Description - The District non-teaching employees participate in SERS, a cost-sharing multiple-employer defined benefit pension plan administered by SERS. SERS provides retirement, disability and survivor benefits, annual cost-of-living adjustments, and death benefits to plan members and beneficiaries. Authority to establish and amend benefits is provided by Ohio Revised Code Chapter 3309. SERS issues a publicly available, stand-alone financial report that includes financial statements, required supplementary information and detailed information about SERS' fiduciary net position. That report can be obtained by visiting the SERS website at www.ohsers.org under Employers/Audit Resources.

Age and service requirements for retirement are as follows:

	Eligible to Retire on or before August 1, 2017 *	Eligible to Retire after August 1, 2017
Full benefits	Age 65 with 5 years of services credit; or Any age with 30 years of service credit	Age 67 with 10 years of service credit; or Age 57 with 30 years of service credit
Actuarially reduced benefits	Age 60 with 5 years of service credit; or Age 55 with 25 years of service credit	Age 62 with 10 years of service credit; or Age 60 with 25 years of service credit

* Members with 25 years of service credit as of August 1, 2017 will be included in this plan.

Annual retirement benefits are calculated based on final average salary multiplied by a percentage that varies based on years of service; 2.2% for the first thirty years of service and 2.5% for years of service credit over 30. Final average salary is the average of the highest three years of salary.

Effective January 1, 2018, SERS cost-of-living adjustment (COLA) changed from a fixed 3% annual increase to one based on the Consumer Price Index (CPI-W) with a cap of 2.5% and a floor of 0%. SERS also has the authority to award or suspend the COLA, or to adjust the COLA above or below CPI-W. SERS suspended the COLA increases for 2018, 2019 and 2020 for current retirees, and confirmed their intent to implement a four-year waiting period for the start of a COLA for future retirees. For 2021, the COLA was 0.5%.

Funding Policy - Plan members are required to contribute 10% of their annual covered salary and the District is required to contribute 14% of annual covered payroll. The contribution requirements of plan members and employers are established and may be amended by the SERS' Retirement Board up to statutory maximum amounts of 10% for plan members and 14% for employers. The Retirement Board, acting with the advice of the actuary, allocates the employer contribution rate among four of the System's funds (Pension Trust Fund, Death Benefit Fund, Medicare B Fund, and Health Care Fund). For the fiscal year ended June 30, 2021, the allocation to pension, death benefits, and Medicare B was 14.0%.

The District's contractually required contribution to SERS was \$204,792 for fiscal year 2021. Of this amount, \$14,470 is reported as pension obligation payable.

Plan Description - State Teachers Retirement System (STRS)

Plan Description - Licensed teachers participate in STRS, a cost-sharing multiple-employer public employee retirement system administered by STRS. STRS provides retirement and disability benefits to members and death and survivor benefits to beneficiaries. STRS issues a stand-alone financial report that includes financial statements, required supplementary information and detailed information about STRS' fiduciary net position. That report can be obtained by writing to STRS, 275 E. Broad St., Columbus, OH 43215-3771, by calling (888) 227-7877, or by visiting the STRS website at www.strsoh.org.

**LABRAE LOCAL SCHOOL DISTRICT
TRUMBULL COUNTY, OHIO**

NOTES TO THE BASIC FINANCIAL STATEMENTS
FOR THE FISCAL YEAR ENDED JUNE 30, 2021

NOTE 14 - DEFINED BENEFIT PENSION PLANS - (Continued)

New members have a choice of three retirement plans: a Defined Benefit (DB) Plan, a Defined Contribution (DC) Plan and a Combined (CO) Plan. Benefits are established by Ohio Revised Code Chapter 3307. The DB Plan offers an annual retirement allowance based on final average salary multiplied by a percentage that varies based on years of service. Effective August 1, 2015, the calculation will be 2.2% of final average salary for the five highest years of earnings multiplied by all years of service. Effective July 1, 2017, the cost-of-living adjustment was reduced to zero. Members are eligible to retire at age 60 with five years of qualifying service credit, or age 55 with 28 years of service, or 33 years of service regardless of age. Eligibility changes will be phased in until August 1, 2026, when retirement eligibility for unreduced benefits will be five years of service credit and age 65, or 35 years of service credit and at least age 60.

The DC Plan allows members to place all of their member contributions and 9.53% of the 14% employer contributions into an investment account. Investment allocation decisions are determined by the member. The remaining 4.47% of the 14% employer rate is allocated to the defined benefit unfunded liability. A member is eligible to receive a retirement benefit at age 50 and termination of employment. The member may elect to receive a lifetime monthly annuity or a lump sum withdrawal.

The Combined Plan offers features of both the DB Plan and the DC Plan. In the Combined Plan, 12% of the 14% member rate goes to the DC Plan and the remaining 2% is applied to the DB Plan. Member contributions to the DC Plan are allocated among investment choices by the member, and contributions to the DB Plan from the employer and the member are used to fund the defined benefit payment at a reduced level from the regular DB Plan. The defined benefit portion of the Combined Plan payment is payable to a member on or after age 60 with five years of service. The defined contribution portion of the account may be taken as a lump sum payment or converted to a lifetime monthly annuity after termination of employment at age 50 and after termination of employment.

New members who choose the DC Plan or Combined Plan will have another opportunity to reselect a permanent plan during their fifth year of membership. Members may remain in the same plan or transfer to another STRS plan. The optional annuitization of a member's defined contribution account or the defined contribution portion of a member's Combined Plan account to a lifetime benefit results in STRS bearing the risk of investment gain or loss on the account. STRS has therefore included all three plan options as one defined benefit plan for GASB 68 reporting purposes.

A DB or Combined Plan member with five or more years of credited service who is determined to be disabled may qualify for a disability benefit. Eligible survivors of members who die before service retirement may qualify for monthly benefits. New members on or after July 1, 2013, must have at least ten years of qualifying service credit to apply for disability benefits. Members in the DC Plan who become disabled are entitled only to their account balance. If a member of the DC Plan dies before retirement benefits begin, the member's designated beneficiary is entitled to receive the member's account balance.

Funding Policy - Employer and member contribution rates are established by the State Teachers Retirement Board and limited by Chapter 3307 of the Ohio Revised Code. For fiscal year 2021, plan members were required to contribute 14% of their annual covered salary. The District was required to contribute 14%; the entire 14% was the portion used to fund pension obligations. The fiscal year 2021 contribution rates were equal to the statutory maximum rates.

The District's contractually required contribution to STRS was \$902,325 for fiscal year 2021. Of this amount, \$149,340 is reported as pension obligation payable.

**LABRAE LOCAL SCHOOL DISTRICT
TRUMBULL COUNTY, OHIO**

NOTES TO THE BASIC FINANCIAL STATEMENTS
FOR THE FISCAL YEAR ENDED JUNE 30, 2021

NOTE 14 - DEFINED BENEFIT PENSION PLANS - (Continued)

Pension Liabilities, Pension Expense, and Deferred Outflows of Resources and Deferred Inflows of Resources Related to Pensions

The net pension liability was measured as of June 30, 2020, and the total pension liability used to calculate the net pension liability was determined by an actuarial valuation as of that date. The District's proportion of the net pension liability was based on the District's share of contributions to the pension plan relative to the projected contributions of all participating entities.

Following is information related to the proportionate share and pension expense:

	<u>SERS</u>	<u>STRS</u>	<u>Total</u>
Proportion of the net pension liability prior measurement date	0.04355800%	0.05291201%	
Proportion of the net pension liability current measurement date	<u>0.04251510%</u>	<u>0.05209272%</u>	
Change in proportionate share	<u>-0.00104290%</u>	<u>-0.00081929%</u>	
Proportionate share of the net pension liability	\$ 2,812,038	\$ 12,604,585	\$ 15,416,623
Pension expense	\$ 307,603	\$ 1,360,859	\$ 1,668,462

At June 30, 2021, the District reported deferred outflows of resources and deferred inflows of resources related to pensions from the following sources:

	<u>SERS</u>	<u>STRS</u>	<u>Total</u>
Deferred outflows of resources			
Differences between expected and actual experience	\$ 5,462	\$ 28,283	\$ 33,745
Net difference between projected and actual earnings on pension plan investments	178,511	612,963	791,474
Changes of assumptions	-	676,622	676,622
Difference between employer contributions and proportionate share of contributions/ change in proportionate share	786	-	786
Contributions subsequent to the measurement date	<u>204,792</u>	<u>902,325</u>	<u>1,107,117</u>
Total deferred outflows of resources	<u>\$ 389,551</u>	<u>\$ 2,220,193</u>	<u>\$ 2,609,744</u>
Deferred inflows of resources			
Differences between expected and actual experience	\$ -	\$ 80,597	\$ 80,597
Difference between employer contributions and proportionate share of contributions/ change in proportionate share	<u>37,254</u>	<u>414,422</u>	<u>451,676</u>
Total deferred inflows of resources	<u>\$ 37,254</u>	<u>\$ 495,019</u>	<u>\$ 532,273</u>

**LABRAE LOCAL SCHOOL DISTRICT
TRUMBULL COUNTY, OHIO**

NOTES TO THE BASIC FINANCIAL STATEMENTS
FOR THE FISCAL YEAR ENDED JUNE 30, 2021

NOTE 14 - DEFINED BENEFIT PENSION PLANS - (Continued)

\$1,107,117 reported as deferred outflows of resources related to pension resulting from District contributions subsequent to the measurement date will be recognized as a reduction of the net pension liability in the fiscal year ending June 30, 2022.

Other amounts reported as deferred outflows of resources and deferred inflows of resources related to pension will be recognized in pension expense as follows:

Fiscal Year Ending June 30:	SERS	STRS	Total
2022	\$ (22,833)	\$ 235,165	\$ 212,332
2023	40,044	96,584	136,628
2024	74,405	252,192	326,597
2025	55,889	238,908	294,797
Total	\$ 147,505	\$ 822,849	\$ 970,354

Actuarial Assumptions - SERS

SERS' total pension liability was determined by their actuaries in accordance with GASB Statement No. 67, as part of their annual actuarial valuation for each defined benefit retirement plan. Actuarial valuations of an ongoing plan involve estimates of the value of reported amounts (e.g., salaries, credited service) and assumptions about the probability of occurrence of events far into the future (e.g., mortality, disabilities, retirements, employment termination). Actuarially determined amounts are subject to continual review and potential modifications, as actual results are compared with past expectations and new estimates are made about the future.

Projections of benefits for financial reporting purposes are based on the substantive plan (the plan as understood by the employers and plan members) and include the types of benefits provided at the time of each valuation and the historical pattern of sharing benefit costs between the employers and plan members to that point. The projection of benefits for financial reporting purposes does not explicitly incorporate the potential effects of legal or contractual funding limitations.

Actuarial calculations reflect a long-term perspective. For a newly hired employee, actuarial calculations will take into account the employee's entire career with the employer and also take into consideration the benefits, if any, paid to the employee after termination of employment until the death of the employee and any applicable contingent annuitant. In many cases actuarial calculations reflect several decades of service with the employer and the payment of benefits after termination.

Key methods and assumptions used in calculating the total pension liability in the latest actuarial valuation, prepared as of June 30, 2020, are presented below:

Wage inflation	3.00%
Future salary increases, including inflation	3.50% to 18.20%
COLA or ad hoc COLA	2.50%
Investment rate of return	7.50% net of investment expense, including inflation
Actuarial cost method	Entry age normal (level percent of payroll)

**LABRAE LOCAL SCHOOL DISTRICT
TRUMBULL COUNTY, OHIO**

NOTES TO THE BASIC FINANCIAL STATEMENTS
FOR THE FISCAL YEAR ENDED JUNE 30, 2021

NOTE 14 - DEFINED BENEFIT PENSION PLANS - (Continued)

For 2020, the mortality rates were based on the RP-2014 Blue Collar Mortality Table with fully generational projection and a five-year age set-back for both males and females. Mortality among service retired members, and beneficiaries were based upon the RP-2014 Blue Collar Mortality Table with fully generational projection with Scale BB, 120% of male rates, and 110% of female rates. Mortality among disabled members was based upon the RP-2000 Disabled Mortality Table, 90% for male rates and 100% for female rates, set back five years is used for the period after disability retirement.

The most recent experience study was completed for the five year period ended June 30, 2015.

The long-term return expectation for the Pension Plan Investments has been determined using a building-block approach and assumes a time horizon, as defined in SERS' *Statement of Investment Policy*. A forecasted rate of inflation serves as the baseline for the return expectation. Various real return premiums over the baseline inflation rate have been established for each asset class. The long-term expected nominal rate of return has been determined by calculating a weighted average of the expected real return premiums for each asset class, adding the projected inflation rate, and adding the expected return from rebalancing uncorrelated asset classes.

The target allocation and best estimates of arithmetic real rates of return for each major asset class are summarized in the following table:

Asset Class	Target Allocation	Long-Term Expected Real Rate of Return
Cash	2.00 %	1.85 %
US Equity	22.50	5.75
International Equity	22.50	6.50
Fixed Income	19.00	2.85
Private Equity	12.00	7.60
Real Assets	17.00	6.60
Multi-Asset Strategies	5.00	6.65
Total	<u>100.00 %</u>	

Discount Rate - The total pension liability was calculated using the discount rate of 7.50%. The projection of cash flows used to determine the discount rate assumed the contributions from employers and from the members would be computed based on contribution requirements as stipulated by State statute. Projected inflows from investment earnings were calculated using the long-term assumed investment rate of return (7.50%). Based on those assumptions, the plan's fiduciary net position was projected to be available to make all future benefit payments of current plan members. Therefore, the long-term expected rate of return on pension plan investments was applied to all periods of projected benefits to determine the total pension liability.

**LABRAE LOCAL SCHOOL DISTRICT
TRUMBULL COUNTY, OHIO**

NOTES TO THE BASIC FINANCIAL STATEMENTS
FOR THE FISCAL YEAR ENDED JUNE 30, 2021

NOTE 14 - DEFINED BENEFIT PENSION PLANS - (Continued)

Sensitivity of the District's Proportionate Share of the Net Pension Liability to Changes in the Discount Rate - Net pension liability is sensitive to changes in the discount rate, and to illustrate the potential impact the following table presents the net pension liability calculated using the discount rate of 7.50%, as well as what each plan's net pension liability would be if it were calculated using a discount rate that is one percentage point lower (6.50%), or one percentage point higher (8.50%) than the current rate.

	1% Decrease	Current Discount Rate	1% Increase
District's proportionate share of the net pension liability	\$ 3,852,149	\$ 2,812,038	\$ 1,939,366

Actuarial Assumptions - STRS

Key methods and assumptions used in the latest actuarial valuation, reflecting experience study results used in the July 1, 2020, actuarial valuation are presented below:

	July 1, 2020
Inflation	2.50%
Projected salary increases	12.50% at age 20 to 2.50% at age 65
Investment rate of return	7.45%, net of investment expenses, including inflation
Payroll increases	3.00%
Cost-of-living adjustments (COLA)	0.00%

For the July 1, 2020, actuarial valuation, post-retirement mortality rates for healthy retirees are based on the RP-2014 Annuitant Mortality Table with 50% of rates through age 69, 70% of rates between ages 70 and 79, 90% of rates between ages 80 and 84, and 100% of rates thereafter, projected forward generationally using mortality improvement scale MP-2016. Post-retirement disabled mortality rates are based on the RP-2014 Disabled Mortality Table with 90% of rates for males and 100% of rates for females, projected forward generationally using mortality improvement scale MP-2016. Pre-retirement mortality rates are based on RP-2014 Employee Mortality Table, projected forward generationally using mortality improvement scale MP-2016.

Actuarial assumptions used in the July 1, 2020 valuation are based on the results of an actuarial experience study for the period July 1, 2011 through June 30, 2016.

**LABRAE LOCAL SCHOOL DISTRICT
TRUMBULL COUNTY, OHIO**

NOTES TO THE BASIC FINANCIAL STATEMENTS
FOR THE FISCAL YEAR ENDED JUNE 30, 2021

NOTE 14 - DEFINED BENEFIT PENSION PLANS - (Continued)

STRS Ohio's investment consultant develops an estimate range for the investment return assumption based on the target allocation adopted by the Retirement Board. The target allocation and long-term expected rate of return for each major asset class are summarized as follows:

Asset Class	Target Allocation	Long-Term Expected Real Rate of Return *
Domestic Equity	28.00 %	7.35 %
International Equity	23.00	7.55
Alternatives	17.00	7.09
Fixed Income	21.00	3.00
Real Estate	10.00	6.00
Liquidity Reserves	1.00	2.25
Total	<u>100.00 %</u>	

**10-Year geometric nominal returns, which include the real rate of return and inflation of 2.25% and does not include investment expenses. Over a 30-year period, STRS' investment consultant indicates that the above target allocations should generate a return above the actuarial rate of return, without net value added by management.

Discount Rate - The discount rate used to measure the total pension liability was 7.45% as of June 30, 2020. The projection of cash flows used to determine the discount rate assumes member and employer contributions will be made at the statutory contribution rates in accordance with rate increases described above. For this purpose, only employer contributions that are intended to fund benefits of current plan members and their beneficiaries are included. Projected employer contributions that are intended to fund the service costs of future plan members and their beneficiaries, as well as projected contributions from future plan members, are not included. Based on those assumptions, STRS' fiduciary net position was projected to be available to make all projected future benefit payments to current plan members as of June 30, 2020. Therefore, the long-term expected rate of return on pension plan investments of 7.45% was applied to all periods of projected benefit payment to determine the total pension liability as of June 30, 2020.

Sensitivity of the District's Proportionate Share of the Net Pension Liability to Changes in the Discount Rate - The following table presents the District's proportionate share of the net pension liability calculated using the current period discount rate assumption of 7.45%, as well as what the District's proportionate share of the net pension liability would be if it were calculated using a discount rate that is one-percentage-point lower (6.45%) or one-percentage-point higher (8.45%) than the current rate:

	1% Decrease	Current Discount Rate	1% Increase
District's proportionate share of the net pension liability	\$ 17,946,734	\$ 12,604,585	\$ 8,077,558

**LABRAE LOCAL SCHOOL DISTRICT
TRUMBULL COUNTY, OHIO**

NOTES TO THE BASIC FINANCIAL STATEMENTS
FOR THE FISCAL YEAR ENDED JUNE 30, 2021

NOTE 15 - DEFINED BENEFIT OPEB PLANS

Net OPEB Liability/Asset

See Note 14 for a description of the net OPEB liability (asset).

Plan Description - School Employees Retirement System (SERS)

Health Care Plan Description - The District contributes to the SERS Health Care Fund, administered by SERS for non-certificated retirees and their beneficiaries. For GASB 75 purposes, this plan is considered a cost-sharing other postemployment benefit (OPEB) plan. SERS' Health Care Plan provides healthcare benefits to eligible individuals receiving retirement, disability, and survivor benefits, and to their eligible dependents. Members who retire after June 1, 1986, need 10 years of service credit, exclusive of most types of purchased credit, to qualify to participate in SERS' health care coverage. In addition to age and service retirees, disability benefit recipients and beneficiaries who are receiving monthly benefits due to the death of a member or retiree, are eligible for SERS' health care coverage. Most retirees and dependents choosing SERS' health care coverage are over the age of 65 and therefore enrolled in a fully insured Medicare Advantage plan; however, SERS maintains a traditional, self-insured preferred provider organization for its non-Medicare retiree population. For both groups, SERS offers a self-insured prescription drug program. Health care is a benefit that is permitted, not mandated, by statute. The financial report of the Plan is included in the SERS Comprehensive Annual Financial Report which can be obtained on SERS' website at www.ohsers.org under Employers/Audit Resources.

Access to health care for retirees and beneficiaries is permitted in accordance with Section 3309 of the Ohio Revised Code. The Health Care Fund was established and is administered in accordance with Internal Revenue Code Section 105(e). SERS' Retirement Board reserves the right to change or discontinue any health plan or program. Active employee members do not contribute to the Health Care Plan. The SERS Retirement Board established the rules for the premiums paid by the retirees for health care coverage for themselves and their dependents or for their surviving beneficiaries. Premiums vary depending on the plan selected, qualified years of service, Medicare eligibility, and retirement status.

Funding Policy - State statute permits SERS to fund the health care benefits through employer contributions. Each year, after the allocation for statutorily required pensions and benefits, the Retirement Board may allocate the remainder of the employer contribution of 14% of covered payroll to the Health Care Fund in accordance with the funding policy. For the fiscal year ended June 30, 2021, SERS did not allocate any employer contributions to post-employment health care. An additional health care surcharge on employers is collected for employees earning less than an actuarially determined minimum compensation amount, pro-rated if less than a full year of service credit was earned. For fiscal year 2021, this amount was \$23,000. Statutes provide that no employer shall pay a health care surcharge greater than 2% of that employer's SERS-covered payroll; nor may SERS collect in aggregate more than 1.5% of the total statewide SERS-covered payroll for the health care surcharge. For fiscal year 2021, the District's surcharge obligation was \$27,689.

The surcharge added to the allocated portion of the 14% employer contribution rate is the total amount assigned to the Health Care Fund. The District's contractually required contribution to SERS was \$27,689 for fiscal year 2021. Of this amount, \$27,689 is reported as pension obligation payable.

Plan Description - State Teachers Retirement System (STRS)

Plan Description – The State Teachers Retirement System of Ohio (STRS) administers a cost-sharing Health Plan administered for eligible retirees who participated in the defined benefit or combined pension plans offered by STRS. Ohio law authorizes STRS to offer this plan. Benefits include hospitalization, physicians' fees, prescription drugs and partial reimbursement of monthly Medicare Part B premiums. Medicare Part B premium reimbursements will be discontinued effective January 1, 2021. The Plan is included in the report of STRS which can be obtained by visiting www.strsoh.org or by calling (888) 227-7877.

**LABRAE LOCAL SCHOOL DISTRICT
TRUMBULL COUNTY, OHIO**

NOTES TO THE BASIC FINANCIAL STATEMENTS
FOR THE FISCAL YEAR ENDED JUNE 30, 2021

NOTE 15 - DEFINED BENEFIT OPEB PLANS - (Continued)

Funding Policy – Ohio Revised Code Chapter 3307 authorizes STRS to offer the Plan and gives the Retirement Board discretionary authority over how much, if any, of the health care costs will be absorbed by STRS. Active employee members do not contribute to the Health Care Plan. Nearly all health care plan enrollees, for the most recent year, pay a portion of the health care costs in the form of a monthly premium. Under Ohio law, funding for post-employment health care may be deducted from employer contributions, currently 14% of covered payroll. For the fiscal year ended June 30, 2020, STRS did not allocate any employer contributions to post-employment health care.

OPEB Liabilities/Assets, OPEB Expense, and Deferred Outflows of Resources and Deferred Inflows of Resources Related to OPEB

The net OPEB liability/asset was measured as of June 30, 2020, and the total OPEB liability/asset used to calculate the net OPEB liability/asset was determined by an actuarial valuation as of that date. The District's proportion of the net OPEB liability/asset was based on the District's share of contributions to the respective retirement systems relative to the contributions of all participating entities.

Following is information related to the proportionate share and OPEB expense:

	<u>SERS</u>	<u>STRS</u>	<u>Total</u>
Proportion of the net OPEB liability/asset prior measurement date	0.04447430%	0.05291201%	
Proportion of the net OPEB liability/asset current measurement date	<u>0.04423000%</u>	<u>0.05209272%</u>	
Change in proportionate share	<u>-0.00024430%</u>	<u>-0.00081929%</u>	
Proportionate share of the net OPEB liability	\$ 961,263	\$ -	\$ 961,263
Proportionate share of the net OPEB asset	\$ -	\$ (915,529)	\$ (915,529)
OPEB expense	\$ 1,809	\$ (66,732)	\$ (64,923)

At June 30, 2021, the District reported deferred outflows of resources and deferred inflows of resources related to OPEB from the following sources:

	<u>SERS</u>	<u>STRS</u>	<u>Total</u>
Deferred outflows of resources			
Differences between expected and actual experience	\$ 12,626	\$ 58,665	\$ 71,291
Net difference between projected and actual earnings on OPEB plan investments	10,834	32,087	42,921
Changes of assumptions	163,861	15,112	178,973
Difference between employer contributions and proportionate share of contributions/ change in proportionate share	17,568	-	17,568
Contributions subsequent to the measurement date	<u>27,689</u>	<u>-</u>	<u>27,689</u>
Total deferred outflows of resources	<u>\$ 232,578</u>	<u>\$ 105,864</u>	<u>\$ 338,442</u>

**LABRAE LOCAL SCHOOL DISTRICT
TRUMBULL COUNTY, OHIO**

NOTES TO THE BASIC FINANCIAL STATEMENTS
FOR THE FISCAL YEAR ENDED JUNE 30, 2021

NOTE 15 - DEFINED BENEFIT OPEB PLANS - (Continued)

	<u>SERS</u>	<u>STRS</u>	<u>Total</u>
Deferred inflows of resources			
Differences between expected and actual experience	\$ 488,869	\$ 182,362	\$ 671,231
Net difference between projected and actual earnings on OPEB plan investments	-	-	-
Changes of assumptions	24,213	869,600	893,813
Difference between employer contributions and proportionate share of contributions/ change in proportionate share	<u>11,813</u>	<u>40,876</u>	<u>52,689</u>
Total deferred inflows of resources	<u>\$ 524,895</u>	<u>\$ 1,092,838</u>	<u>\$ 1,617,733</u>

\$27,689 reported as deferred outflows of resources related to OPEB resulting from District contributions subsequent to the measurement date will be recognized as a reduction of the net OPEB liability/asset in the fiscal year ending June 30, 2022.

Other amounts reported as deferred outflows of resources and deferred inflows of resources related to OPEB will be recognized in OPEB expense as follows:

	<u>SERS</u>	<u>STRS</u>	<u>Total</u>
Fiscal Year Ending June 30:			
2022	\$ (62,827)	\$ (248,712)	\$ (311,539)
2023	(62,045)	(226,993)	(289,038)
2024	(62,171)	(219,376)	(281,547)
2025	(63,561)	(204,304)	(267,865)
2026	(50,902)	(43,162)	(94,064)
Thereafter	<u>(18,500)</u>	<u>(44,427)</u>	<u>(62,927)</u>
Total	<u>\$ (320,006)</u>	<u>\$ (986,974)</u>	<u>\$ (1,306,980)</u>

Actuarial Assumptions - SERS

The total OPEB liability is determined by SERS' actuaries in accordance with GASB Statement No. 74, as part of their annual actuarial valuation for each retirement plan. Actuarial valuations of an ongoing plan involve estimates of the value of reported amounts (e.g., salaries, credited service) and assumptions about the probability of occurrence of events far into the future (e.g., mortality, disabilities, retirements, employment terminations). Actuarially determined amounts are subject to continual review and potential modifications, as actual results are compared with past expectations and new estimates are made about the future.

Projections of benefits for financial reporting purposes are based on the substantive plan (the plan as understood by the employers and plan members) and include the types of benefits provided at the time of each valuation and the historical pattern of sharing benefit costs between the employers and plan members to that point. The projection of benefits for financial reporting purposes does not explicitly incorporate the potential effects of legal or contractual funding limitations.

**LABRAE LOCAL SCHOOL DISTRICT
TRUMBULL COUNTY, OHIO**

NOTES TO THE BASIC FINANCIAL STATEMENTS
FOR THE FISCAL YEAR ENDED JUNE 30, 2021

NOTE 15 - DEFINED BENEFIT OPEB PLANS - (Continued)

Actuarial calculations reflect a long-term perspective. For a newly hired employee, actuarial calculations will take into account the employee's entire career with the employer and also take into consideration the benefits, if any, paid to the employee after termination of employment until the death of the employee and any applicable contingent annuitant. In many cases, actuarial calculations reflect several decades of service with the employer and the payment of benefits after termination.

Key methods and assumptions used in calculating the total OPEB liability in the latest actuarial valuation date of June 30, 2020 are presented below:

Wage inflation	3.00%
Future salary increases, including inflation	3.50% to 18.20%
Investment rate of return	7.50% net of investment expense, including inflation
Municipal bond index rate:	
Measurement date	2.45%
Prior measurement date	3.13%
Single equivalent interest rate, net of plan investment expense, including price inflation:	
Measurement date	2.63%
Prior measurement date	3.22%
Medical trend assumption:	
Measurement date	
Medicare	5.25 to 4.75%
Pre-Medicare	7.00 to 4.75%
Prior measurement date	
Medicare	5.25 to 4.75%
Pre-Medicare	7.00 to 4.75%

Mortality rates were based on the RP-2014 Blue Collar Mortality Table with fully generational projection and Scale BB, 120% of male rates and 110% of female rates. RP-2000 Disabled Mortality Table with 90% for male rates and 100% for female rates set back five years.

The most recent experience study was completed for the five year period ended June 30, 2015.

The long-term expected rate of return on plan assets is reviewed as part of the actuarial five-year experience study. The most recent study covers fiscal years 2010 through 2015, and was adopted by the Board on April 21, 2016. Several factors are considered in evaluating the long-term rate of return assumption including long-term historical data, estimates inherent in current market data, and a log-normal distribution analysis in which best-estimate ranges of expected future real rates of return were developed by the investment consultant for each major asset class. These ranges were combined to produce the long-term expected rate of return, 7.50%, by weighting the expected future real rates of return by the target asset allocation percentage and then adding expected inflation. The capital market assumptions developed by the investment consultant are intended for use over a 10-year horizon and may not be useful in setting the long-term rate of return for funding pension plans which covers a longer timeframe. The assumption is intended to be a long-term assumption and is not expected to change absent a significant change in the asset allocation, a change in the inflation assumption, or a fundamental change in the market that alters expected returns in future years.

**LABRAE LOCAL SCHOOL DISTRICT
TRUMBULL COUNTY, OHIO**

NOTES TO THE BASIC FINANCIAL STATEMENTS
FOR THE FISCAL YEAR ENDED JUNE 30, 2021

NOTE 15 - DEFINED BENEFIT OPEB PLANS - (Continued)

The target asset allocation and best estimates of arithmetic real rates of return for each major asset class, as used in the June 30, 2015 five-year experience study, are summarized as follows:

Asset Class	Target Allocation	Long-Term Expected Real Rate of Return
Cash	2.00 %	1.85 %
US Equity	22.50	5.75
International Equity	22.50	6.50
Fixed Income	19.00	2.85
Private Equity	12.00	7.60
Real Assets	17.00	6.60
Multi-Asset Strategies	5.00	6.65
Total	<u>100.00 %</u>	

Discount Rate - The discount rate used to measure the total OPEB liability at June 30, 2020 was 2.63%. The discount rate used to measure total OPEB liability prior to June 30, 2019 was 3.22%. The projection of cash flows used to determine the discount rate assumed that contributions will be made from members and the System at the state statute contribution rate of 2.00% of projected covered employee payroll each year, which includes a 1.50% payroll surcharge and 0.50% of contributions from the basic benefits plan. Based on these assumptions, the OPEB plan's fiduciary net position was projected to become insufficient to make future benefit payments during the fiscal year ending June 30, 2025. Therefore, the long-term expected rate of return on OPEB plan assets was used to present value the projected benefit payments through the fiscal year ending June 30, 2024 and the Fidelity General Obligation 20-year Municipal Bond Index rate of 2.45%, as of June 30, 2020 (i.e. municipal bond rate), was used to present value the projected benefit payments for the remaining years in the projection. A municipal bond rate of 3.13% was used as of June 30, 2019. The total present value of projected benefit payments from all years was then used to determine the single rate of return that was used as the discount rate. The projection of future benefit payments for all current plan members was until the benefit payments ran out.

Sensitivity of the District's Proportionate Share of the Net OPEB Liability to Changes in the Discount Rate and Changes in the Health Care Cost Trend Rates - The net OPEB liability is sensitive to changes in the discount rate and the health care cost trend rate. The following table presents the net OPEB liability of SERS, what SERS' net OPEB liability would be if it were calculated using a discount rate that is 1 percentage point lower (1.63%) and higher (3.63%) than the current discount rate (2.63%). Also shown is what SERS' net OPEB liability would be based on health care cost trend rates that are 1 percentage point lower (6.00% decreasing to 3.75%) and higher (8.00% decreasing to 5.75%) than the current rate (7.00% decreasing to 4.75%).

	1% Decrease	Current Discount Rate	1% Increase
	District's proportionate share of the net OPEB liability	\$ 1,176,562	\$ 961,263

	1% Decrease	Current Trend Rate	1% Increase
	District's proportionate share of the net OPEB liability	\$ 756,921	\$ 961,263

**LABRAE LOCAL SCHOOL DISTRICT
TRUMBULL COUNTY, OHIO**

NOTES TO THE BASIC FINANCIAL STATEMENTS
FOR THE FISCAL YEAR ENDED JUNE 30, 2021

NOTE 15 - DEFINED BENEFIT OPEB PLANS - (Continued)

Actuarial Assumptions - STRS

Key methods and assumptions used in the latest actuarial valuation, reflecting experience study results used in the July 1, 2020, actuarial valuation, compared with July 1, 2019, are presented below:

	July 1, 2020		July 1, 2019	
	Initial	Ultimate	Initial	Ultimate
Inflation	2.50%		2.50%	
Projected salary increases	12.50% at age 20 to 2.50% at age 65		12.50% at age 20 to 2.50% at age 65	
Investment rate of return	7.45%, net of investment expenses, including inflation		7.45%, net of investment expenses, including inflation	
Payroll increases	3.00%		3.00%	
Cost-of-living adjustments (COLA)	0.00%		0.00%	
Discount rate of return	7.45%		7.45%	
Blended discount rate of return	N/A		N/A	
Health care cost trends				
Medical				
Pre-Medicare	5.00%	4.00%	5.87%	4.00%
Medicare	-6.69%	4.00%	4.93%	4.00%
Prescription Drug				
Pre-Medicare	6.50%	4.00%	7.73%	4.00%
Medicare	11.87%	4.00%	9.62%	4.00%

Projections of benefits include the historical pattern of sharing benefit costs between the employers and retired plan members.

For healthy retirees the mortality rates are based on the RP-2014 Annuitant Mortality Table with 50% of rates through age 69, 70% of rates between ages 70 and 79, 90% of rates between ages 80 and 84, and 100% of rates thereafter, projected forward generationally using mortality improvement scale MP-2016. For disabled retirees, mortality rates are based on the RP-2014 Disabled Mortality Table with 90% of rates for males and 100% of rates for females, projected forward generationally using mortality improvement scale MP-2016.

Actuarial assumptions used in the June 30, 2020 valuation are based on the results of an actuarial experience study for the period July 1, 2011 through June 30, 2016.

Assumption Changes Since the Prior Measurement Date - There were no changes in assumptions since the prior measurement date of June 30, 2019.

Benefit Term Changes Since the Prior Measurement Date - There was no change to the claims costs process. Claim curves were updated to reflect the projected fiscal year end 2021 premium based on June 30, 2020 enrollment distribution. The non-Medicare subsidy percentage was increased effective January 1, 2021 from 1.984% to 2.055% per year of service. The non-Medicare frozen subsidy base premium was increased effective January 1, 2021. The Medicare subsidy percentages were adjusted effective January 1, 2021 to 2.1% for the AMA Medicare plan. The Medicare Part B monthly reimbursement elimination date was postponed indefinitely.

**LABRAE LOCAL SCHOOL DISTRICT
TRUMBULL COUNTY, OHIO**

NOTES TO THE BASIC FINANCIAL STATEMENTS
FOR THE FISCAL YEAR ENDED JUNE 30, 2021

NOTE 15 - DEFINED BENEFIT OPEB PLANS - (Continued)

STRS' investment consultant develops an estimate range for the investment return assumption based on the target allocation adopted by the Retirement Board. The target allocation and long-term expected rate of return for each major asset class are summarized as follows:

Asset Class	Target Allocation	Long-Term Expected Real Rate of Return *
Domestic Equity	28.00 %	7.35 %
International Equity	23.00	7.55
Alternatives	17.00	7.09
Fixed Income	21.00	3.00
Real Estate	10.00	6.00
Liquidity Reserves	1.00	2.25
Total	<u>100.00 %</u>	

**10-Year geometric nominal returns, which include the real rate of return and inflation of 2.25% and does not include investment expenses. Over a 30-year period, STRS' investment consultant indicates that the above target allocations should generate a return above the actuarial rate of return, without net value added by management.

Discount Rate - The discount rate used to measure the total OPEB asset was 7.45% as of June 30, 2020. The projection of cash flows used to determine the discount rate assumes STRS Ohio continues to allocate no employer contributions to the health care fund. Based on these assumptions, the OPEB plan's fiduciary net position was projected to be available to make all projected future benefit payments to current plan members. Therefore, the long-term expected rate of return on health care plan investments of 7.45% was used to measure the total OPEB asset as of June 30, 2020.

Sensitivity of the District's Proportionate Share of the Net OPEB Asset to Changes in the Discount and Health Care Cost Trend Rate - The following table represents the net OPEB asset as of June 30, 2020, calculated using the current period discount rate assumption of 7.45%, as well as what the net OPEB asset would be if it were calculated using a discount rate that is one percentage point lower (6.45%) or one percentage point higher (8.45%) than the current assumption. Also shown is the net OPEB asset as if it were calculated using health care cost trend rates that are one percentage point lower or one percentage point higher than the current health care cost trend rates.

	Current		
	1% Decrease	Discount Rate	1% Increase
District's proportionate share of the net OPEB asset	\$ 796,570	\$ 915,529	\$ 1,016,461

	Current		
	1% Decrease	Trend Rate	1% Increase
District's proportionate share of the net OPEB asset	\$ 1,010,196	\$ 915,529	\$ 800,210

NOTE 16 - BUDGETARY BASIS OF ACCOUNTING

The statement of revenue, expenditures and changes in fund balance - budget and actual (non-GAAP budgetary basis) presented for the general fund is presented on the budgetary basis to provide a meaningful comparison of actual results with the budget. The major differences between the budget basis and the GAAP basis are that:

- (a) Revenues and other financing sources are recorded when received in cash (budget basis) as opposed to when susceptible to accrual (GAAP basis);

**LABRAE LOCAL SCHOOL DISTRICT
TRUMBULL COUNTY, OHIO**

NOTES TO THE BASIC FINANCIAL STATEMENTS
FOR THE FISCAL YEAR ENDED JUNE 30, 2021

NOTE 16 - BUDGETARY BASIS OF ACCOUNTING - (Continued)

- (b) Expenditures and other financing uses are recorded when paid in cash (budget basis) as opposed to when the liability is incurred (GAAP basis);
- (c) In order to determine compliance with Ohio law, and to reserve that portion of the applicable appropriation, total outstanding encumbrances (budget basis) are recorded as the equivalent of an expenditure, as opposed to assigned or committed fund balance for that portion of outstanding encumbrances not already recognized as an account payable (GAAP basis);
- (d) Advances-in and advances-out are operating transactions (budget basis) as opposed to balance sheet transactions (GAAP basis);
- (e) Some funds are included in the general fund (GAAP basis), but have separate legally adopted budgets (budget basis); and,
- (f) Investments are reported at fair value (GAAP basis), rather than cost (budget basis).

The adjustments necessary to convert the results of operations for the year on the budget basis to the GAAP basis for the general fund is as follows:

Net Change in Fund Balance

	<u>General fund</u>
Budget basis	\$ 17,757
Net adjustment for revenue accruals	(3,836)
Net adjustment for expenditure accruals	(20,891)
Net adjustment for other sources/uses	(64,019)
Funds budgeted elsewhere	(27,067)
Adjustment for encumbrances	56,139
GAAP basis	<u>\$ (41,917)</u>

Certain funds that are legally budgeted in separate special revenue funds are considered part of the general fund on a GAAP basis. This includes the special rotary fund, the uniform school supplies fund and the public school support fund.

NOTE 17 - CONTINGENCIES

A. Grants

The District receives significant financial assistance from numerous federal, State and local agencies in the form of grants. The disbursement of funds received under these programs generally requires compliance with terms and conditions specified in the grant agreements and are subject to audit by the grantor agencies. Any disallowed claims resulting from such audits could become a liability of the District. However, in the opinion of management, any such disallowed claims will not have a material effect on the financial position of the District.

B. Litigation

The District is involved in no material litigation as either plaintiff or defendant.

**LABRAE LOCAL SCHOOL DISTRICT
TRUMBULL COUNTY, OHIO**

NOTES TO THE BASIC FINANCIAL STATEMENTS
FOR THE FISCAL YEAR ENDED JUNE 30, 2021

NOTE 17 - CONTINGENCIES - (Continued)

C. Foundation Funding

Foundation funding is based on the annualized full-time equivalent (FTE) enrollment of each student. The Ohio Department of Education (ODE) is legislatively required to adjust/reconcile funding as enrollment information is updated by schools throughout the State, which can extend past the fiscal year-end. As of the date of this report, additional ODE adjustments for fiscal year 2021 are now final. There is no impact on the fiscal year 2021 financial statements.

NOTE 18 - COVID-19

The United States and the State of Ohio declared a state of emergency in March of 2020 due to the COVID-19 pandemic. Ohio’s state of emergency ended in June of 2021 while the national state of emergency continues. The financial impact of COVID-19 and the continuing emergency measures may impact subsequent periods of the District. The impact on the District’s future operating costs, revenues, and any recovery from emergency funding, either federal or state, cannot be estimated. During fiscal year 2021, the District received Coronavirus Aid, Relief, and Economic Security (CARES) Act funding. Additional funding has been made available through the Consolidated Appropriations Act, 2021, passed by Congress on December 21, 2020 and/or the American Rescue Plan Act, passed by Congress on March 11, 2021.

NOTE 19 - SET-ASIDES

The District is required by State law to annually set-aside certain general fund revenue amounts, as defined by statutory formula, for the acquisition and construction of capital improvements. Amounts not spent by the end of the fiscal year or offset by similarly restricted resources received during the year must be held in cash at fiscal year-end. This amount must be carried forward to be used for the same purpose in future years. Expenditures exceeding the set-aside requirement may not be carried forward to the next fiscal year.

The following cash-basis information describes the change in the fiscal year-end set-aside amount for capital improvements. Disclosure of this information is required by State statute.

	<u>Capital Improvements</u>
Set-aside balance June 30, 2020	\$ -
Current year set-aside requirement	196,533
Current year offsets	(311,555)
Prior year offset from bond proceeds	<u>-</u>
Total	<u>\$ (115,022)</u>
Balance carried forward to fiscal year 2022	<u>\$ -</u>
Set-aside balance June 30, 2021	<u>\$ -</u>

During a prior fiscal year, the District issued \$8,909,000 in capital related school improvement bonds. These proceeds may be used to reduce the capital improvements set-aside amount to below zero for future years. The amount presented for prior year offset from bond proceeds is limited to an amount needed to reduce the capital improvements set-aside balance to \$0. The District is responsible for tracking the amount of bond proceeds that may be used as an offset in future periods, which was \$7,722,204 at June 30, 2021.

**LABRAE LOCAL SCHOOL DISTRICT
TRUMBULL COUNTY, OHIO**

**NOTES TO THE BASIC FINANCIAL STATEMENTS
FOR THE FISCAL YEAR ENDED JUNE 30, 2021**

NOTE 20 - COMMITMENTS

The District utilizes encumbrance accounting as part of its budgetary controls. Encumbrances outstanding at year-end are reservations of fund balance for subsequent-year expenditures and may be reported as part of restricted, committed, or assigned classifications of fund balance. At year end, the District’s commitments for encumbrances in the governmental funds were as follows:

<u>Fund</u>	<u>Year-End Encumbrances</u>
General	\$ 47,826
Other governmental	<u>116,806</u>
Total	<u>\$ 164,632</u>

NOTE 21 - TAX ABATEMENTS ENTERED INTO BY OTHER GOVERNMENTS

The City of Warren entered into property tax abatement agreements with local businesses under Enterprise Zone tax abatement agreements. Enterprise zones are designated areas of land in which businesses can receive tax incentives in the form of tax exemptions on eligible new investment. The Enterprise Zone Program provides tax exemptions for a portion of the value of new real property when the investment is made in conjunction with a project that includes job creation or job retention. These tax abatements reduce assessed value by a percentage agreed upon by all parties that authorize these types of agreements. The agreements affect the property tax receipts collected and distributed to the District. Under the agreements, the District property taxes were reduced by \$8,502 during fiscal year 2021.

NOTE 22 - SUBSEQUENT EVENT

For fiscal year 2022, District foundation funding received from the State of Ohio will be funded using a direct funding model. Under this new model, community school, STEM school, scholarship, and open enrollment funding will be directly funded by the State of Ohio to the respective educating schools. For fiscal year 2021 and prior, the amounts related to students who were residents of the District were funded to the District who, in turn, made the payment to the educating school. For fiscal year 2021, the District reported \$829,995 in revenues and expenditures/expenses related to these programs. Also, during fiscal year 2021, the District reported \$1,217,377 in tuition and fees from the resident school districts which will be direct funded to the District as the educating entity in fiscal year 2022. This new funding system calculates a unique base cost and a unique “per-pupil local capacity amount” for each District. The District’s state core foundation funding is then calculated. Any change in funding will be subject to a phase in percentage of 16.67 percent for fiscal year 2022 and 33.33 percent for fiscal year 2023.

REQUIRED SUPPLEMENTARY INFORMATION

**LABRAE LOCAL SCHOOL DISTRICT
TRUMBULL COUNTY, OHIO**

SCHEDULES OF REQUIRED SUPPLEMENTARY INFORMATION

SCHEDULE OF THE DISTRICT'S PROPORTIONATE SHARE OF
THE NET PENSION LIABILITY
SCHOOL EMPLOYEES RETIREMENT SYSTEM (SERS) OF OHIO

LAST EIGHT FISCAL YEARS

	<u>2021</u>	<u>2020</u>	<u>2019</u>	<u>2018</u>
District's proportion of the net pension liability	0.04251510%	0.04355800%	0.04349300%	0.04242750%
District's proportionate share of the net pension liability	\$ 2,812,038	\$ 2,606,152	\$ 2,490,925	\$ 2,534,949
District's covered payroll	\$ 1,499,429	\$ 1,502,704	\$ 1,443,859	\$ 1,372,114
District's proportionate share of the net pension liability as a percentage of its covered payroll	187.54%	173.43%	172.52%	184.75%
Plan fiduciary net position as a percentage of the total pension liability	68.55%	70.85%	71.36%	69.50%

Note: Information prior to 2014 was unavailable. Schedule is intended to show information for 10 years. Additional years will be displayed as they become available.

Amounts presented for each fiscal year were determined as of the District's measurement date which is the prior year-end.

SEE ACCOMPANYING NOTES TO THE REQUIRED SUPPLEMENTARY INFORMATION

<u>2017</u>	<u>2016</u>	<u>2015</u>	<u>2014</u>
0.04305430%	0.04432430%	0.04334000%	0.04334000%
\$ 3,151,177	\$ 2,529,188	\$ 2,193,413	\$ 2,577,291
\$ 1,338,743	\$ 1,334,393	\$ 1,259,380	\$ 1,320,614
235.38%	189.54%	174.17%	195.16%
62.98%	69.16%	71.70%	65.52%

**LABRAE LOCAL SCHOOL DISTRICT
TRUMBULL COUNTY, OHIO**

SCHEDULES OF REQUIRED SUPPLEMENTARY INFORMATION

SCHEDULE OF THE DISTRICT'S PROPORTIONATE SHARE OF
THE NET PENSION LIABILITY
STATE TEACHERS RETIREMENT SYSTEM (STRS) OF OHIO

LAST EIGHT FISCAL YEARS

	<u>2021</u>	<u>2020</u>	<u>2019</u>	<u>2018</u>
District's proportion of the net pension liability	0.05209272%	0.05291201%	0.05416688%	0.05427735%
District's proportionate share of the net pension liability	\$ 12,604,585	\$ 11,701,173	\$ 11,910,081	\$ 12,893,701
District's covered payroll	\$ 6,289,207	\$ 6,177,379	\$ 6,218,529	\$ 6,084,921
District's proportionate share of the net pension liability as a percentage of its covered payroll	200.42%	189.42%	191.53%	211.90%
Plan fiduciary net position as a percentage of the total pension liability	75.48%	77.40%	77.31%	75.30%

Note: Information prior to 2014 was unavailable. Schedule is intended to show information for 10 years. Additional years will be displayed as they become available.

Amounts presented for each fiscal year were determined as of the District's measurement date which is the prior year-end.

SEE ACCOMPANYING NOTES TO THE REQUIRED SUPPLEMENTARY INFORMATION

<u>2017</u>	<u>2016</u>	<u>2015</u>	<u>2014</u>
0.05563352%	0.05656058%	0.05784350%	0.05784350%
\$ 18,622,216	\$ 15,631,690	\$ 14,069,541	\$ 16,759,545
\$ 5,903,257	\$ 5,955,314	\$ 5,910,008	\$ 6,056,762
315.46%	262.48%	238.06%	276.71%
66.80%	72.10%	74.70%	69.30%

**LABRAE LOCAL SCHOOL DISTRICT
TRUMBULL COUNTY, OHIO**

SCHEDULES OF REQUIRED SUPPLEMENTARY INFORMATION

SCHEDULE OF DISTRICT PENSION CONTRIBUTIONS
SCHOOL EMPLOYEES RETIREMENT SYSTEM (SERS) OF OHIO

	LAST TEN FISCAL YEARS			
	<u>2021</u>	<u>2020</u>	<u>2019</u>	<u>2018</u>
Contractually required contribution	\$ 204,792	\$ 209,920	\$ 202,865	\$ 194,921
Contributions in relation to the contractually required contribution	<u>(204,792)</u>	<u>(209,920)</u>	<u>(202,865)</u>	<u>(194,921)</u>
Contribution deficiency (excess)	<u>\$ -</u>	<u>\$ -</u>	<u>\$ -</u>	<u>\$ -</u>
District's covered payroll	\$ 1,462,800	\$ 1,499,429	\$ 1,502,704	\$ 1,443,859
Contributions as a percentage of covered payroll	14.00%	14.00%	13.50%	13.50%

SEE ACCOMPANYING NOTES TO THE REQUIRED SUPPLEMENTARY INFORMATION

<u>2017</u>	<u>2016</u>	<u>2015</u>	<u>2014</u>	<u>2013</u>	<u>2012</u>
\$ 192,096	\$ 187,424	\$ 175,873	\$ 174,550	\$ 182,773	\$ 177,884
<u>(192,096)</u>	<u>(187,424)</u>	<u>(175,873)</u>	<u>(174,550)</u>	<u>(182,773)</u>	<u>(177,884)</u>
<u>\$ -</u>	<u>\$ -</u>	<u>\$ -</u>	<u>\$ -</u>	<u>\$ -</u>	<u>\$ -</u>
\$ 1,372,114	\$ 1,338,743	\$ 1,334,393	\$ 1,259,380	\$ 1,320,614	\$ 1,322,558
14.00%	14.00%	13.18%	13.86%	13.84%	13.45%

**LABRAE LOCAL SCHOOL DISTRICT
TRUMBULL COUNTY, OHIO**

SCHEDULES OF REQUIRED SUPPLEMENTARY INFORMATION

SCHEDULE OF DISTRICT PENSION CONTRIBUTIONS
STATE TEACHERS RETIREMENT SYSTEM (STRS) OF OHIO

	LAST TEN FISCAL YEARS			
	<u>2021</u>	<u>2020</u>	<u>2019</u>	<u>2018</u>
Contractually required contribution	\$ 902,325	\$ 880,489	\$ 864,833	\$ 870,594
Contributions in relation to the contractually required contribution	<u>(902,325)</u>	<u>(880,489)</u>	<u>(864,833)</u>	<u>(870,594)</u>
Contribution deficiency (excess)	<u>\$ -</u>	<u>\$ -</u>	<u>\$ -</u>	<u>\$ -</u>
District's covered payroll	\$ 6,445,179	\$ 6,289,207	\$ 6,177,379	\$ 6,218,529
Contributions as a percentage of covered payroll	14.00%	14.00%	14.00%	14.00%

SEE ACCOMPANYING NOTES TO THE REQUIRED SUPPLEMENTARY INFORMATION

<u>2017</u>	<u>2016</u>	<u>2015</u>	<u>2014</u>	<u>2013</u>	<u>2012</u>
\$ 851,889	\$ 826,456	\$ 833,744	\$ 768,301	\$ 787,379	\$ 774,085
<u>(851,889)</u>	<u>(826,456)</u>	<u>(833,744)</u>	<u>(768,301)</u>	<u>(787,379)</u>	<u>(774,085)</u>
<u>\$ -</u>	<u>\$ -</u>	<u>\$ -</u>	<u>\$ -</u>	<u>\$ -</u>	<u>\$ -</u>
\$ 6,084,921	\$ 5,903,257	\$ 5,955,314	\$ 5,910,008	\$ 6,056,762	\$ 5,954,500
14.00%	14.00%	14.00%	13.00%	13.00%	13.00%

**LABRAE LOCAL SCHOOL DISTRICT
TRUMBULL COUNTY, OHIO**

SCHEDULES OF REQUIRED SUPPLEMENTARY INFORMATION

SCHEDULE OF THE DISTRICT'S PROPORTIONATE SHARE OF
THE NET OPEB LIABILITY
SCHOOL EMPLOYEES RETIREMENT SYSTEM (SERS) OF OHIO

LAST FIVE FISCAL YEARS

	<u>2021</u>	<u>2020</u>	<u>2019</u>	<u>2018</u>	<u>2017</u>
District's proportion of the net OPEB liability	0.04423000%	0.04447430%	0.04421730%	0.04288980%	0.04354610%
District's proportionate share of the net OPEB liability	\$ 961,263	\$ 1,118,435	\$ 1,226,707	\$ 1,151,050	\$ 1,241,225
District's covered payroll	\$ 1,499,429	\$ 1,502,704	\$ 1,443,859	\$ 1,372,114	\$ 1,338,743
District's proportionate share of the net OPEB liability as a percentage of its covered payroll	64.11%	74.43%	84.96%	83.89%	92.72%
Plan fiduciary net position as a percentage of the total OPEB liability	18.17%	15.57%	13.57%	12.46%	11.49%

Note: Information prior to 2017 was unavailable. Schedule is intended to show information for 10 years. Additional years will be displayed as they become available.

Amounts presented for each fiscal year were determined as of the District's measurement date which is the prior year-end.

SEE ACCOMPANYING NOTES TO THE REQUIRED SUPPLEMENTARY INFORMATION

**LABRAE LOCAL SCHOOL DISTRICT
TRUMBULL COUNTY, OHIO**

SCHEDULES OF REQUIRED SUPPLEMENTARY INFORMATION

SCHEDULE OF THE DISTRICT'S PROPORTIONATE SHARE OF
THE NET OPEB LIABILITY/ASSET
STATE TEACHERS RETIREMENT SYSTEM (STRS) OF OHIO

LAST FIVE FISCAL YEARS

	<u>2021</u>	<u>2020</u>	<u>2019</u>	<u>2018</u>	<u>2017</u>
District's proportion of the net OPEB liability/asset	0.05209272%	0.05291201%	0.05416688%	0.05427735%	0.05563352%
District's proportionate share of the net OPEB liability/(asset)	\$ (915,529)	\$ (876,350)	\$ (870,406)	\$ 2,117,702	\$ 2,975,295
District's covered payroll	\$ 6,289,207	\$ 6,177,379	\$ 6,218,529	\$ 6,084,921	\$ 5,903,257
District's proportionate share of the net OPEB liability/asset as a percentage of its covered payroll	14.56%	14.19%	14.00%	34.80%	50.40%
Plan fiduciary net position as a percentage of the total OPEB liability/asset	182.10%	174.70%	176.00%	47.10%	37.30%

Note: Information prior to 2017 was unavailable. Schedule is intended to show information for 10 years. Additional years will be displayed as they become available.

Amounts presented for each fiscal year were determined as of the District's measurement date which is the prior year-end.

SEE ACCOMPANYING NOTES TO THE REQUIRED SUPPLEMENTARY INFORMATION

**LABRAE LOCAL SCHOOL DISTRICT
TRUMBULL COUNTY, OHIO**

SCHEDULES OF REQUIRED SUPPLEMENTARY INFORMATION

SCHEDULE OF DISTRICT OPEB CONTRIBUTIONS
SCHOOL EMPLOYEES RETIREMENT SYSTEM (SERS) OF OHIO

	LAST TEN FISCAL YEARS			
	<u>2021</u>	<u>2020</u>	<u>2019</u>	<u>2018</u>
Contractually required contribution	\$ 27,689	\$ 28,945	\$ 33,891	\$ 31,523
Contributions in relation to the contractually required contribution	<u>(27,689)</u>	<u>(28,945)</u>	<u>(33,891)</u>	<u>(31,523)</u>
Contribution deficiency (excess)	<u>\$ -</u>	<u>\$ -</u>	<u>\$ -</u>	<u>\$ -</u>
District's covered payroll	\$ 1,462,800	\$ 1,499,429	\$ 1,502,704	\$ 1,443,859
Contributions as a percentage of covered payroll	1.89%	1.93%	2.26%	2.18%

SEE ACCOMPANYING NOTES TO THE REQUIRED SUPPLEMENTARY INFORMATION

<u>2017</u>	<u>2016</u>	<u>2015</u>	<u>2014</u>	<u>2013</u>	<u>2012</u>
\$ 22,616	\$ 21,671	\$ 60,342	\$ 27,413	\$ 28,116	\$ 34,611
<u>(22,616)</u>	<u>(21,671)</u>	<u>(60,342)</u>	<u>(27,413)</u>	<u>(28,116)</u>	<u>(34,611)</u>
<u>\$ -</u>	<u>\$ -</u>	<u>\$ -</u>	<u>\$ -</u>	<u>\$ -</u>	<u>\$ -</u>
\$ 1,372,114	\$ 1,338,743	\$ 1,334,393	\$ 1,259,380	\$ 1,320,614	\$ 1,322,558
1.65%	1.62%	4.52%	2.18%	2.13%	2.62%

**LABRAE LOCAL SCHOOL DISTRICT
TRUMBULL COUNTY, OHIO**

SCHEDULES OF REQUIRED SUPPLEMENTARY INFORMATION

SCHEDULE OF DISTRICT OPEB CONTRIBUTIONS
STATE TEACHERS RETIREMENT SYSTEM (STRS) OF OHIO

	LAST TEN FISCAL YEARS			
	<u>2021</u>	<u>2020</u>	<u>2019</u>	<u>2018</u>
Contractually required contribution	\$ -	\$ -	\$ -	\$ -
Contributions in relation to the contractually required contribution	<u>-</u>	<u>-</u>	<u>-</u>	<u>-</u>
Contribution deficiency (excess)	<u>\$ -</u>	<u>\$ -</u>	<u>\$ -</u>	<u>\$ -</u>
District's covered payroll	\$ 6,445,179	\$ 6,289,207	\$ 6,177,379	\$ 6,218,529
Contributions as a percentage of covered payroll	0.00%	0.00%	0.00%	0.00%

SEE ACCOMPANYING NOTES TO THE REQUIRED SUPPLEMENTARY INFORMATION

<u>2017</u>	<u>2016</u>	<u>2015</u>	<u>2014</u>	<u>2013</u>	<u>2012</u>
\$ -	\$ -	\$ -	\$ 60,354	\$ 60,568	\$ 59,545
-	-	-	(60,354)	(60,568)	(59,545)
<u>\$ -</u>	<u>\$ -</u>	<u>\$ -</u>	<u>\$ -</u>	<u>\$ -</u>	<u>\$ -</u>
\$ 6,084,921	\$ 5,903,257	\$ 5,955,314	\$ 5,910,008	\$ 6,056,762	\$ 5,954,500
0.00%	0.00%	0.00%	1.00%	1.00%	1.00%

**LABRAE LOCAL SCHOOL DISTRICT
TRUMBULL COUNTY, OHIO**

NOTES TO THE REQUIRED SUPPLEMENTARY INFORMATION
FOR THE FISCAL YEAR ENDED JUNE 30, 2021

PENSION

SCHOOL EMPLOYEES RETIREMENT SYSTEM (SERS) OF OHIO

Changes in benefit terms: There were no changes in benefit terms from the amounts reported for fiscal years 2014-2017. For fiscal year 2018, SERS changed from a fixed 3% annual increase to a Cost of Living Adjustment (COLA) based on the changes in the Consumer Price Index (CPI-W), with a cap of 2.5% and a floor of 0%. There were no changes in benefit terms from the amounts previously reported for fiscal years 2019-2021.

Changes in assumptions: There were no changes in methods and assumptions used in the calculation of actuarial determined contributions for fiscal years 2014-2016. For fiscal year 2017, the following changes of assumptions affected the total pension liability since the prior measurement date: (a) the assumed rate of inflation was reduced from 3.25% to 3.00%, (b) payroll growth assumption was reduced from 4.00% to 3.50%, (c) assumed real wage growth was reduced from 0.75% to 0.50%, (d) rates of withdrawal, retirement and disability were updated to reflect recent experience, (e) mortality among active members was updated to RP-2014 Blue Collar Mortality Table with fully generational projection and a five year age set-back for both males and females, (f) mortality among service retired members and beneficiaries was updated to the following RP-2014 Blue Collar Mortality Table with fully generational projection with Scale BB, 120% of male rates and 110% of female rates, (g) mortality among disabled members was updated to RP-2000 Disabled Mortality Table, 90% for male rates and 100% for female rates, set back five years is used for the period after disability retirement and (h) the discount rate was reduced from 7.75% to 7.50%. There were no changes in methods and assumptions used in the calculation of actuarial determined contributions for fiscal years 2018-2021.

STATE TEACHERS RETIREMENT SYSTEM (STRS) OF OHIO

Changes in benefit terms: There were no changes in benefit terms from the amounts reported for fiscal years 2014-2017. For fiscal year 2018, STRS decreased the Cost of Living Adjustment (COLA) to zero. There were no changes in benefit terms from amounts previously reported for fiscal years 2019-2021.

Changes in assumptions: There were no changes in methods and assumptions used in the calculation of actuarial determined contributions for fiscal years 2014-2017. For fiscal year 2018, the following changes of assumption affected the total pension liability since the prior measurement date: (a) the long-term expected rate of return was reduced from 7.75% to 7.45%, (b) the inflation assumption was lowered from 2.75% to 2.50%, (c) the payroll growth assumption was lowered to 3.00%, (d) total salary increases rate was lowered by decreasing the merit component of the individual salary increases, in addition to a decrease of 0.25% due to lower inflation, (e) the healthy and disabled mortality assumptions were updated to the RP-2014 mortality tables with generational improvement scale MP-2016 and (f) rates of retirement, termination and disability were modified to better reflect anticipated future experience. There were no changes in methods and assumptions used in the calculation of actuarial determined contributions for fiscal years 2019-2021.

OTHER POSTEMPLOYMENT BENEFITS (OPEB)

SCHOOL EMPLOYEES RETIREMENT SYSTEM (SERS) OF OHIO

Changes in benefit terms: There were no changes in benefit terms from the amounts previously reported for fiscal years 2017-2021.

(Continued)

**LABRAE LOCAL SCHOOL DISTRICT
TRUMBULL COUNTY, OHIO**

NOTES TO THE REQUIRED SUPPLEMENTARY INFORMATION (CONTINUED)
FOR THE FISCAL YEAR ENDED JUNE 30, 2021

OTHER POSTEMPLOYMENT BENEFITS (OPEB) (Continued)

Changes in assumptions: There were no changes in methods and assumptions used in the calculation of actuarial determined contributions for fiscal year 2017. For fiscal year 2018, the following changes of assumptions affected the total OPEB liability since the prior measurement date: (a) assumed rate of inflation was reduced from 3.25% to 3.00%, (b) payroll growth assumption was reduced from 4.00% to 3.50%, (c) assumed real wage growth was reduced from 0.75% to 0.50%, (d) rates of withdrawal, retirement, and disability were updated to reflect recent experience, (e) mortality among active members was updated to the following: RP-2014 Blue Collar Mortality Table with fully generational projection and a five-year age set-back for both males and females, (f) mortality among service retired members and beneficiaries was updated to the following: RP-2014 Blue Collar Mortality Table with fully generational projection with Scale BB, 120% of male rates, and 110% of female rates, (g) mortality among disabled members was updated to the following: RP-2000 Disabled Mortality Table, 90% for male rates and 100% for female rates, set back five years is used for the period after disability retirement, (h) the municipal bond index rate increased from 2.92% to 3.56% and (i) the single equivalent interest rate, net of plan investment expense, including price inflation increased from 2.98% to 3.63%. For fiscal year 2019, the following changes of assumptions affected the total OPEB liability since the prior measurement date: (a) the discount rate increased from 3.63% to 3.70%, (b) the health care cost trend rates for Medicare were changed from a range of 5.50%-5.00% to a range of 5.375%-4.75% and Pre-Medicare were changed from a range of 7.50%-5.00% to a range of 7.25%-4.75%, (c) the municipal bond index rate increased from 3.56% to 3.62% and (d) the single equivalent interest rate, net of plan investment expense, including price inflation increased from 3.63% to 3.70%. For fiscal year 2020, the following changes of assumptions affected the total OPEB liability since the prior measurement date: (a) the discount rate decreased from 3.70% to 3.22%, (b) the health care cost trend rates for Medicare were changed from a range of 5.375%-4.75% to a range of 5.25%-4.75% and Pre-Medicare were changed from a range of 7.25%-4.75% to a range of 7.00%-4.75%, (c) the municipal bond index rate decreased from 3.62% to 3.13% and (d) the single equivalent interest rate, net of plan investment expense, including price inflation decreased from 3.70% to 3.22%. For fiscal year 2021, the following changes of assumptions affected the total OPEB liability since the prior measurement date: (a) the discount rate decreased from 3.22% to 2.63% and (b) the municipal bond index rate decreased from 3.13% to 2.45%.

STATE TEACHERS RETIREMENT SYSTEM (STRS) OF OHIO

Changes in benefit terms: There were no changes in benefit terms from the amounts previously reported for fiscal year 2017. For fiscal year 2018, STRS reduced the subsidy multiplier for non-Medicare benefit recipients from 2.1% to 1.9% per year of service. Medicare Part B premium reimbursements were discontinued for certain survivors and beneficiaries and all remaining Medicare Part B premium reimbursements will be discontinued beginning January 2019. For fiscal year 2019, STRS increased the subsidy multiplier for non-Medicare benefit recipients from 1.9% to 1.944% per year of service effective January 1, 2019. The non-Medicare frozen subsidy base premium was increased January 1, 2019 and all remaining Medicare Part B premium reimbursements will be discontinued beginning January 1, 2020. For fiscal year 2020, STRS increased the subsidy percentage from 1.944% to 1.984% effective January 1, 2020. The Medicare subsidy percentages were adjusted effective January 1, 2021 to 2.1% for the Medicare plan. The Medicare Part B monthly reimbursement elimination date was postponed to January 1, 2021. For fiscal year 2021, the non-Medicare subsidy percentage was increased effective January 1, 2021 from 1.984% to 2.055% per year of service. The non-Medicare frozen subsidy base premium was increased effective January 1, 2021. The Medicare subsidy percentages were adjusted effective January 1, 2021 to 2.1% for the AMA Medicare plan. The Medicare Part B monthly reimbursement elimination date was postponed indefinitely.

Changes in assumptions: There were no changes in methods and assumptions used in the calculation of actuarial determined contributions for fiscal year 2017. For fiscal year 2018, the following changes of assumptions affected the total OPEB liability since the prior measurement date: (a) the discount rate was increased from 3.26% to 4.13% based on the methodology defined under GASB Statement No. 74, Financial Reporting for Postemployment Benefit Plans Other Than Pension Plans (OPEB), (b) the long term expected rate of return was reduced from 7.75% to 7.45%, (c) valuation year per capita health care costs were updated, and the salary scale was modified, (d) the percentage of future retirees electing each option was updated based on current data and the percentage of future disabled retirees and terminated vested participants electing health coverage were decreased and (e) the assumed mortality, disability, retirement, withdrawal and future health care cost trend rates were modified along with the portion of rebated prescription drug costs. For fiscal year 2019, the following changes of assumptions affected the total OPEB liability/asset since the prior measurement date: (a) the discount rate was increased from the blended rate of 4.13% to the long-term expected rate of return of 7.45% based on the methodology defined under GASB Statement No. 74, Financial Reporting for Postemployment Benefit Plans Other Than Pension Plans (OPEB) and (b) decrease in health care cost trend rates from 6.00%-11.00% initial; 4.50% ultimate down to Medical Pre-Medicare 6.00% and Medicare 5.00% initial; 4.00% ultimate and Prescription Drug Pre-Medicare 8.00% and Medicare (5.23%) initial; 4.00% ultimate. For fiscal year 2020, health care cost trend rates were changed to the following: medical pre-Medicare from 6.00% initial - 4.00% ultimate down to 5.87% initial - 4.00% ultimate; medical Medicare from 5.00% initial - 4.00% ultimate down to 4.93% initial - 4.00% ultimate; prescription drug pre-Medicare from 8.00% initial - 4.00% ultimate down to 7.73% initial - 4.00% ultimate and (5.23%) initial - 4.00% ultimate up to 9.62% initial - 4.00% ultimate. For fiscal year 2021, health care cost trend rates were changed to the following: medical pre-Medicare from 5.87% initial - 4.00% ultimate down to 5.00% initial - 4.00% ultimate; medical Medicare from 4.93% initial - 4.00% ultimate down to 9.62% initial - 4.00% ultimate up to 11.87% initial - 4.00% ultimate.

This page intentionally left blank.

**LABRAE LOCAL SCHOOL DISTRICT
TRUMBULL COUNTY**

**SCHEDULE OF EXPENDITURES OF FEDERAL AWARDS
FOR THE YEAR ENDED JUNE 30, 2021**

FEDERAL GRANTOR Pass Through Grantor Program / Cluster Title	Federal ALS Number	Pass Through Entity Identifying Number	Total Federal Expenditures
U.S. DEPARTMENT OF AGRICULTURE			
Direct Programs:			
Non-Cash Assistance:			
National School Lunch Program	10.555	N/A	\$ 43,429
Passed Through Ohio Department of Education:			
Child Nutrition Cluster			
Covid-19 - School Breakfast Program	10.553	103926-3L70-2020	451
National School Lunch Program	10.555	103926-3L60-2020	58
Covid-19 - National School Lunch Program	10.555	103926-3L60-2020	2,318
Summer Food Service Program for Children	10.559	103926-3GE0-2020	369,204
Covid-19 - Summer Food Service Program for Children	10.559	103926-3GE0-2020	44,105
			<u>416,136</u>
Total Nutrition Cluster			<u>459,565</u>
Passed Through Ohio Department of Education:			
NSLP - Fresh Fruit and Vegetable Program	10.582	103926-3GG0-2021	12,593
Total U.S. Department of Agriculture			<u>472,158</u>
U.S. DEPARTMENT OF EDUCATION			
Passed Through Ohio Department of Education:			
Title I Grants to Local Education Agencies	84.010	103926-3M00-2020	82,580
Title I Grants to Local Education Agencies	84.010	103926-3M00-2021	308,506
Total Title I Grants to Local Educational Agencies			<u>391,086</u>
Special Education Cluster:			
Special Education Grants to States, IDEA, Part B	84.027	103926-3M20-2019	25,197
Special Education Grants to States, IDEA, Part B	84.027	103926-3M20-2020	236,011
IDEA Early Childhood Special Education	84.173	103926-3C50-2021	4,574
Total Special Education Cluster			<u>265,782</u>
Rural Low Income Grant	84.358	103926-3Y80-2020	20,923
Supporting Effective Instruction State Grant	84.367	103926-3Y60-2020	8,019
Supporting Effective Instruction State Grant	84.367	103926-3Y60-2021	44,144
Total Supporting Effective Instruction State Grant			<u>52,163</u>
Student Support and Academic Enrichment Program	84.424	103926-3H10-2021	21,799
COVID-19 - Education Stabilization Fund - Elementary & Secondary School Emergency Relief (ESSER I & II) Fund	84.425D	103926-3HS0-2021	269,311
COVID-19 - Education Stabilization Fund - Elementary & Secondary School Emergency Relief (ESSER I & II) Fund	84.425D	103926-3HS0-2022	138,815
COVID-19 - Emergency Relief Fund Covid-19 - 2022 (ARP ESSER)	84.425D	103926-3HS0-2022	42,156
Total ESSER			<u>450,282</u>
Total U.S. Department of Education			<u>1,202,035</u>
U.S. DEPARTMENT OF TREASURY			
Passed Through Ohio Department of Education:			
COVID-19 - Coronavirus Relief Fund - Rural and Small Town SD	21.019	103926-5CV1-2021	59,883
Total U.S. Department of Treasury			<u>59,883</u>
Total Expenditures of Federal Awards			<u>\$ 1,734,076</u>

The accompanying notes are an integral part of this schedule.

**LABRAE LOCAL SCHOOL DISTRICT
TRUMBULL COUNTY**

**NOTES TO THE SCHEDULE OF EXPENDITURES OF FEDERAL AWARDS
2 CFR 200.510(b)(6)
FOR THE YEAR ENDED JUNE 30, 2021**

NOTE A – BASIS OF PRESENTATION

The accompanying Schedule of Expenditures of Federal Awards (the Schedule) includes the federal award activity of Labrae Local School District (the District's) under programs of the federal government for the year ended June 30, 2021. The information on this Schedule is prepared in accordance with the requirements of Title 2 U.S. *Code of Federal Regulations* Part 200, *Uniform Administrative Requirements, Cost Principles, and Audit Requirements for Federal Awards* (Uniform Guidance). Because the Schedule presents only a selected portion of the operations of the Government, it is not intended to and does not present the financial position or changes in net position of the District.

NOTE B – SUMMARY OF SIGNIFICANT ACCOUNTING POLICIES

Expenditures reported on the Schedule are reported on the cash basis of accounting. Such expenditures are recognized following the cost principles contained in Uniform Guidance wherein certain types of expenditures may or may not be allowable or may be limited as to reimbursement.

NOTE C – INDIRECT COST RATE

The Government has elected **not** to use the 10-percent de minimis indirect cost rate as allowed under the Uniform Guidance.

NOTE D - CHILD NUTRITION CLUSTER

The District commingles cash receipts from the U.S. Department of Agriculture with similar State grants. When reporting expenditures on this Schedule, the Government assumes it expends federal monies first.

NOTE E – FOOD DONATION PROGRAM

The Government reports commodities consumed on the Schedule at the entitlement value. The Government allocated donated food commodities to the respective programs that benefitted from the use of those donated food commodities.

NOTE F - TRANSFERS BETWEEN PROGRAM YEARS

Federal regulations require schools to obligate certain federal awards by June 30. However, with ODE's consent, schools can transfer unobligated amounts to the subsequent fiscal year's program. The District transferred the following amounts from 2021 to 2022 programs:

<u>Program Title</u>	<u>CFDA Number</u>	<u>Amt. Transferred</u>
Title I Grants to Local Educational Agencies	84.010	\$ 6,716
Special Education - Grants to States	84.027	\$ 2,992

OHIO AUDITOR OF STATE KEITH FABER



88 East Broad Street
Columbus, Ohio 43215
ContactUs@ohioauditor.gov
(800) 282-0370

INDEPENDENT AUDITOR'S REPORT ON INTERNAL CONTROL OVER FINANCIAL REPORTING AND ON COMPLIANCE AND OTHER MATTERS REQUIRED BY GOVERNMENT AUDITING STANDARDS

LaBrae Local School District
Trumbull County
1001 North Leavitt Road
Leavittsburgh, Ohio 44430

To the Board of Education:

We have audited, in accordance with auditing standards generally accepted in the United States and the Comptroller General of the United States' *Government Auditing Standards*, the financial statements of the governmental activities, each major fund, and the aggregate remaining fund information of the LaBrae Local School District, Trumbull County, (the District) as of and for the year ended June 30, 2021, and the related notes to the financial statements, which collectively comprise the District's basic financial statements and have issued our report thereon dated April 7, 2022, in which we noted the financial impact of COVID-19 and the continuing emergency measures which may impact subsequent periods of the District.

Internal Control Over Financial Reporting

As part of our financial statement audit, we considered the District's internal control over financial reporting (internal control) as a basis for designing audit procedures appropriate in the circumstances to the extent necessary to support our opinions on the financial statements, but not to the extent necessary to opine on the effectiveness of the District's internal control. Accordingly, we have not opined on it.

A *deficiency in internal control* exists when the design or operation of a control does not allow management or employees, when performing their assigned functions, to prevent, or detect and timely correct misstatements. A *material weakness* is a deficiency, or combination of internal control deficiencies resulting in a reasonable possibility that internal control will not prevent or detect and timely correct a material misstatement of the District's financial statements. A *significant deficiency* is a deficiency, or a combination of deficiencies, in internal control that is less severe than a material weakness, yet important enough to merit attention by those charged with governance.

Our consideration of internal control was for the limited purpose described in the first paragraph of this section and was not designed to identify all internal control deficiencies that might be material weaknesses or significant deficiencies. Therefore, unidentified material weaknesses or significant deficiencies may exist. We did identify a certain deficiency in internal control, described in the accompanying schedule of findings that we consider material weaknesses. We consider finding 2021-001 to be a material weakness.

Compliance and Other Matters

As part of reasonably assuring whether the District's financial statements are free of material misstatement, we tested its compliance with certain provisions of laws, regulations, contracts, and grant agreements, noncompliance with which could directly and materially affect the financial statement. However, opining on compliance with those provisions was not an objective of our audit and accordingly, we do not express an opinion. The results of our tests disclosed no instances of noncompliance or other matters we must report under *Government Auditing Standards*.

District's Response to Findings

The District's response to the finding identified in our audit is described in the accompanying corrective action plan. We did not subject the District's responses to the auditing procedures applied in the audit of the financial statements and, accordingly, we express no opinion on it.

Purpose of this Report

This report only describes the scope of our internal control and compliance testing and our testing results, and does not opine on the effectiveness of the District's internal control or on compliance. This report is an integral part of an audit performed under *Government Auditing Standards* in considering the District's internal control and compliance. Accordingly, this report is not suitable for any other purpose.



Keith Faber
Auditor of State
Columbus, Ohio

April 7, 2022

OHIO AUDITOR OF STATE KEITH FABER



88 East Broad Street
Columbus, Ohio 43215
ContactUs@ohioauditor.gov
(800) 282-0370

INDEPENDENT AUDITOR'S REPORT ON COMPLIANCE WITH REQUIREMENTS APPLICABLE TO THE MAJOR FEDERAL PROGRAM AND ON INTERNAL CONTROL OVER COMPLIANCE REQUIRED BY THE UNIFORM GUIDANCE

LaBrae Local School District
Trumbull County
1001 North Leavitt Road
Leavittsburgh, Ohio 44430

To the Board of Education:

Report on Compliance for the Major Federal Program

We have audited LaBrae Local School District's (the District) compliance with the applicable requirements described in the U.S. Office of Management and Budget (OMB) *Compliance Supplement* that could directly and materially affect LaBrae Local School District's major federal program for the year ended June 30, 2021. The *Summary of Auditor's Results* in the accompanying schedule of findings identifies the District's major federal program.

Management's Responsibility

The District's Management is responsible for complying with federal statutes, regulations, and the terms and conditions of its federal awards applicable to its federal program.

Auditor's Responsibility

Our responsibility is to opine on the District's compliance for the District's major federal program based on our audit of the applicable compliance requirements referred to above. Our compliance audit followed auditing standards generally accepted in the United States of America; the standards for financial audits included in the Comptroller General of the United States' *Government Auditing Standards*; and the audit requirements of Title 2 U.S. *Code of Federal Regulations* Part 200, *Uniform Administrative Requirements, Cost Principles, and Audit Requirements for Federal Awards* (Uniform Guidance). These standards and the Uniform Guidance require us to plan and perform the audit to reasonably assure whether noncompliance with the applicable compliance requirements referred to above that could directly and materially affect a major federal program occurred. An audit includes examining, on a test basis, evidence about the District's compliance with those requirements and performing such other procedures as we considered necessary in the circumstances.

We believe our audit provides a reasonable basis for our compliance opinion on the District's major program. However, our audit does not provide a legal determination of the District's compliance.

Opinion on the Major Federal Program

In our opinion, LaBrae Local School District complied, in all material respects with the compliance requirements referred to above that could directly and materially affect its major federal program for the year ended June 30, 2021.

The results of our auditing procedures disclosed an instance of noncompliance which Uniform Guidance requires us to report, described in the accompanying schedule of findings as item 2021-002. Our opinion on the major federal program is not modified with respect to this matter.

The District's response to our noncompliance finding is described in the accompanying corrective action plan. We did not subject the District's response to the auditing procedures applied in the audit of compliance and, accordingly, we express no opinion on it.

Report on Internal Control over Compliance

The District's management is responsible for establishing and maintaining effective internal control over compliance with the applicable compliance requirements referred to above. In planning and performing our compliance audit, we considered the District's internal control over compliance with the applicable requirements that could directly and materially affect a major federal program, to determine our auditing procedures appropriate for opining on each major federal program's compliance and to test and report on internal control over compliance in accordance with the Uniform Guidance, but not to the extent needed to opine on the effectiveness of internal control over compliance. Accordingly, we have not opined on the effectiveness of the District's internal control over compliance.

A deficiency in internal control over compliance exists when the design or operation of a control over compliance does not allow management or employees, when performing their assigned functions, to prevent, or to timely detect and correct, noncompliance with a federal program's applicable compliance requirement. *A material weakness in internal control over compliance* is a deficiency, or combination of deficiencies in internal control over compliance, such that there is a reasonable possibility that material noncompliance with a federal program's compliance requirement will not be prevented, or timely detected or corrected. *A significant deficiency in internal control over compliance* is a deficiency or a combination of deficiencies in internal control over compliance with a federal program's applicable compliance requirement that is less severe than a material weakness in internal control over compliance, yet important enough to merit attention by those charged with governance.

Our consideration of internal control over compliance was for the limited purpose described in the first paragraph of this section and was not designed to identify all deficiencies in internal control over compliance that might be material weaknesses or significant deficiencies. Therefore, we cannot assure we have identified all deficiencies in internal control over compliance that might be material weaknesses or significant deficiencies. However, we identified a certain deficiency in internal control over compliance that we consider to be a material weakness, described in the accompanying schedule of findings as item 2021-002.

The District's response to our internal control over compliance finding is described in the accompanying schedule of findings and / or corrective action plan. We did not subject the District's response to the auditing procedures applied in the audit of compliance and, accordingly, we express no opinion on it.

This report only describes the scope of our tests of internal control over compliance and the results of this testing based on the Uniform Guidance requirements. Accordingly, this report is not suitable for any other purpose.



Keith Faber
Auditor of State
Columbus, Ohio

April 7, 2022

This page intentionally left blank.

**LABRAE LOCAL SCHOOL DISTRICT
TRUMBULL COUNTY**

**SCHEDULE OF FINDINGS
2 CFR § 200.515
JUNE 30, 2021**

1. SUMMARY OF AUDITOR'S RESULTS

(d)(1)(i)	Type of Financial Statement Opinion	Unmodified
(d)(1)(ii)	Were there any material weaknesses in internal control reported at the financial statement level (GAGAS)?	Yes
(d)(1)(ii)	Were there any significant deficiencies in internal control reported at the financial statement level (GAGAS)?	No
(d)(1)(iii)	Was there any reported material noncompliance at the financial statement level (GAGAS)?	No
(d)(1)(iv)	Were there any material weaknesses in internal control reported for major federal programs?	Yes
(d)(1)(iv)	Were there any significant deficiencies in internal control reported for major federal programs?	No
(d)(1)(v)	Type of Major Programs' Compliance Opinion	Unmodified
(d)(1)(vi)	Are there any reportable findings under 2 CFR § 200.516(a)?	Yes
(d)(1)(vii)	Major Programs (list):	CFDA# 84.425D, Education Stabilization Fund
(d)(1)(viii)	Dollar Threshold: Type A/B Programs	Type A: > \$ 750,000 Type B: all others
(d)(1)(ix)	Low Risk Auditee under 2 CFR § 200.520?	Yes

**2. FINDINGS RELATED TO THE FINANCIAL STATEMENTS
REQUIRED TO BE REPORTED IN ACCORDANCE WITH GAGAS**

FINDING NUMBER 2021-001

MATERIAL WEAKNESS

In our audit engagement letter, as required by AU-C Section 210, Terms of Engagement, paragraph .06, management acknowledged its responsibility for the preparation and fair presentation of their financial statements; this responsibility includes designing, implementing and maintaining internal control relevant to preparing and fairly presenting financial statements free from material misstatement, whether due to fraud or error as discussed in AU-C Section 210 paragraphs .A14 & .A16. Governmental Accounting Standards Board (GASB) Cod. 1100 paragraph .101 states a governmental accounting system must make it possible both: (a) to present fairly and with full disclosure the funds and activities of the governmental unit in conformity with generally accepted accounting principles, and (b) to determine and demonstrate compliance with finance-related legal and contractual provisions.

The District used an accounting system report rather than the County Budget Commission approved Amended Official Certificate of Estimated Resources and excluded homestead intergovernmental receipts from its property tax receivable calculation which resulted in an overstatement of taxes receivable, in the amount of \$86,965, for the Bond Retirement Fund. In addition, tax revenue and deferred inflows were overstated in the amounts of \$565 and \$86,400 respectively.

The District understated original budgeted revenues and expenditures, in the amount of \$24,991 and \$685,147 respectively, for the General Fund Budget and Actual Statement.

In addition, the District had their capital assets reappraised as of 6/30/20. However, the reappraisal changed the cost, useful life, and accumulated depreciation of some assets that had previously been amortized. This does not follow GAAP. As a result, total net capital assets were improperly adjusted by \$9,228,861 at 6/30/21. The District has adjusted their financial statements to remove the adjustment and reasonably report capital assets.

The District lacked the internal control procedures to detect and correct these errors.

The District should implement control procedures which include reviews of account postings, GAAP compilation workpapers and related adjustments in order to help to prevent and detect potential misstatements in the financial statements and footnotes.

Official's Response: See the Corrective Action Plan.

3. FINDINGS AND QUESTIONED COSTS FOR FEDERAL AWARDS

Finding Number:	2021-002
CFDA Number and Title:	Multiple, see bulleted list below
Federal Award Identification Number / Year:	Multiple/2021
Federal Agency:	U.S. Department of Agriculture & US Department of Education
Compliance Requirement:	Reporting
Pass-Through Entity:	Ohio Department of Education
Repeat Finding from Prior Audit?	No

NONCOMPLIANCE AND MATERIAL WEAKNESS

Management acknowledged its responsibility to establish and maintain effective internal controls to reasonable assure compliance with federal statutes, regulations and terms of conditions of federal awards and controls relating to preparing the Schedule of Expenditures of Federal Awards (the Schedule), as required by 2 CFR § 200.303(a), in the audit engagement letter.

Furthermore, 2 CFR Subpart F § 200.510(b) requires the auditee prepare the Schedule for the period covered by the District's financial statements which much include the total federal awards expended as determined in accordance with §200.502.

At a minimum, the schedule must:

1. List individual Federal programs by Federal agency.
2. For Federal awards received as a subrecipient, the name of the pass-through entity and identifying number assigned by the pass-through entity must be included.
3. Provide total Federal awards expended for each individual Federal program and the CFDA number or other identifying number when the CFDA information is not available.
4. Include the total amount provided to subrecipients from each Federal program.
5. For loan or loan guarantee programs described in § 200.502 Basis for determining Federal awards expended, paragraph (b), identify in the notes to the schedule the balances outstanding at the end of the audit period.
6. Include notes that describe the significant accounting policies used in preparing the schedule, and note whether or not the auditee has elected to use the 10 percent de minimis cost rate as covered in §200.414 Indirect (F&A) costs.

The Schedule provided by the District was overstated in total in the amount of \$135,945 due to the following:

- Omission of NSLP Covid-19 Breakfast Program expenditures in the amount of \$451.
- Omission of NSLP Covid-19 Lunch Program expenditures in the amount of \$2,318.
- Overstatement of NSLP Lunch Program expenditures in the amount of \$435,812.
- Omission of NSLP Covid-19 Summer Food Program expenditures in the amount of \$44,105.
- Omission of NSLP Summer Food Program expenditures in the amount of \$369,204
- Omission of NSLP Fruit and Vegetable Program expenditures in the amount of \$12,593.
- Overstatement of Title I Program expenditures in the amount of \$74,742.
- Overstatement of Special Education Program expenditures in the amount of \$7,940.
- Overstatement of Improving Teacher Quality Program expenditures in the amount of \$5,908.
- Overstatement of Student Support Academic Enrichment Program expenditures in the amount of \$2,603.
- Overstatement of Covid Emergency Relief Program expenditures in the amount of \$37,611.

In addition to NSLP funding, the District also received Covid-19 Federal Funding. Per 2 CFR 200 Appendix XI and per the Office of Management and Budget Memo dated June 18, 2020, Covid related funding must be identified on a separate line item with a designation identifying them as Covid.

Adjustments, to which management has agreed, are reflected in the accompanying Schedule of Expenditures of Federal Awards.

Ineffective internal controls related to federal grants could lead to noncompliance with program requirements. Errors and omissions to the Schedule could have an adverse effect on future grant awards by the awarding agency or agencies in addition to an inaccurate assessment of major federal programs that would be subjected to audit.

District management should review all grant and loan award documents in order to execute policies and procedures which help ensure compliance with grant and loan requirements, including Schedule reporting requirements. The District should implement a system to track all federal expenditures and related information separately from other expenditures and report federal expenditures with proper support including, but not limited to, grant agreements, calculation of the expenditures, and any federal reporting requirements. This may help ensure the District is in compliance with grant and loan requirements, the Schedule is complete and accurate, and major federal programs are accurately identified for audit.

Official's Response: See the Corrective Action Plan.



LaBrae Local Schools

1001 North Leavitt Road
Leavittsburg, Ohio 44430
Phone: 330.898.1393
Fax: 330.898.6112

Home of the Vikings!

CORRECTIVE ACTION PLAN

2 CFR § 200.511(c)

June 30, 2021

Finding Number: 2021-001

Planned Corrective Action: The District will implement control procedures which include reviews of account postings, GAAP compilation workpapers and related adjustments in order to help to prevent and detect potential misstatements in the financial statements and footnotes.

Anticipated Completion Date: 6/30/2022

Responsible Contact Person: Bradley Panak

Finding Number: 2021-002

Planned Corrective Action: District management will review all grant and loan award documents in order to execute policies and procedures which help ensure compliance with grant and loan requirements, including Schedule reporting requirements. The District will implement a system to track all federal expenditures and related information separately from other expenditures and report federal expenditures with proper support including, but not limited to, grant agreements, calculation of the expenditures, and any federal reporting requirements. Treasurer will have the Board of Education review and approve the Federal Detail Schedule at the July board meetings.

Anticipated Completion Date: 6/30/2022

Responsible Contact Person: Bradley Panak

This page intentionally left blank.

OHIO AUDITOR OF STATE KEITH FABER



LABRAE LOCAL SCHOOL DISTRICT

TRUMBULL COUNTY

AUDITOR OF STATE OF OHIO CERTIFICATION

This is a true and correct copy of the report, which is required to be filed pursuant to Section 117.26, Revised Code, and which is filed in the Office of the Ohio Auditor of State in Columbus, Ohio.



Certified for Release 5/24/2022

88 East Broad Street, Columbus, Ohio 43215
Phone: 614-466-4514 or 800-282-0370

This report is a matter of public record and is available online at
www.ohioauditor.gov