



CLARK SCHAEFER HACKETT
BUSINESS ADVISORS

**EDISON STATE COMMUNITY COLLEGE
MIAMI COUNTY, OHIO**

SINGLE AUDIT

FOR THE FISCAL YEAR ENDED JUNE 30, 2022

OHIO AUDITOR OF STATE
KEITH FABER



88 East Broad Street
Columbus, Ohio 43215
IPARReport@ohioauditor.gov
(800) 282-0370

Board of Trustees
Edison State Community College
1973 Edison Drive
Piqua, Ohio 45356

We have reviewed the *Independent Auditor's Report* of the Edison State Community College, Miami County, prepared by Clark, Schaefer, Hackett & Co., for the audit period July 1, 2021 through June 30, 2022. Based upon this review, we have accepted these reports in lieu of the audit required by Section 117.11, Revised Code. The Auditor of State did not audit the accompanying financial statements and, accordingly, we are unable to express, and do not express an opinion on them.

Our review was made in reference to the applicable sections of legislative criteria, as reflected by the Ohio Constitution, and the Revised Code, policies, procedures and guidelines of the Auditor of State, regulations and grant requirements. The Edison State Community College is responsible for compliance with these laws and regulations.

A handwritten signature in black ink that reads "Keith Faber".

Keith Faber
Auditor of State
Columbus, Ohio

October 18, 2022

This page intentionally left blank.

TABLE OF CONTENTS

Board of Trustees and Administrative Personnel.....	1
Independent Auditors' Report	2
Management's Discussion and Analysis.....	5
Financial Statements	
Statement of Net Position	13
Statement of Revenues, Expenses, and Changes in Net Position	14
Statement of Cash Flows.....	15
Notes to the Financial Statements.....	17
Required Supplementary Information	
Schedules of the College's Proportionate Share of the Net Pension Liability and College Pension Contributions.....	47
Schedules of the College's Proportionate Share of the Net OPEB Liability (Asset) and College OPEB Contributions	49
Notes to Required Supplementary Information	51
Supplemental Information	
Independent Auditors' Report on Internal Control Over Financial Reporting and on Compliance and Other Matters Based on an Audit of Financial Statements Performed In Accordance with <i>Government Auditing Standards</i>	54
Independent Auditors' Report on Compliance for Each Major Federal Program and on Internal Control Over Compliance Required by the Uniform Guidance.....	56
Schedule of Expenditures of Federal Awards	59
Notes to the Schedule of Expenditures of Federal Awards.....	60
Schedule of Findings and Questioned Costs	61

This page intentionally left blank.

EDISON STATE COMMUNITY COLLEGE
BOARD OF TRUSTEES AND ADMINISTRATIVE PERSONNEL
June 30, 2022

<u>Board of Trustees</u>	<u>Title</u>	<u>Term of Office</u>
Mr. James C. Oda	Chairman	2017-2023
Mrs. Tyeis Baker-Baumann	Vice Chairman	2019-2025
Mrs. Tamara Baird Ganley	Trustee	2021-2027
Dr. Philip E. Dubbs	Trustee	2021-2027
Mr. Gary V. Heitmeyer	Trustee	2021-2027
Mr. Darryl D. Mehaffie	Trustee	2017-2023
Mr. Thomas P. Milligan	Trustee	2017-2023
Mr. Douglas L. Fortkamp	Trustee	2019-2025
Mrs. Elizabeth Simms Gutmann	Trustee	2019-2025

<u>College Administration</u>	<u>Title</u>
Dr. Doreen Larson	President
Mr. Chris Spradlin	President Designate
Mr. James Lehmkuhl	Vice President of Finance and Administration
Dr. Rick Hanes	Vice President of Advancement, Strategic Planning & Partnerships / Executive Director of The Edison Foundation
Mr. Chad Beanblossom	Vice President of Enrollment Management and Regional Campus Operations
Mrs. Macy Guillozet	Controller

Insurance

All employees are insured through the Ohio Association of Community Colleges (OACC) Risk Management and Insurance Program for \$1,000,000. The effective date of the policy is November 1, 2021 to November 1, 2022.

Legal Counsel

Dave Yost, Ohio Attorney General
Education Section
30 E. Broad St., 16th Floor
Columbus, OH 43215

College Location

1973 Edison Drive
Piqua, Ohio 45356

INDEPENDENT AUDITORS' REPORT

Board of Trustees
Edison State Community College
Piqua, Ohio

Report on the Audit of the Financial Statements

Opinions

We have audited the financial statements of the business-type activities and the discretely presented component unit of Edison State Community College (the College), a component unit of the State of Ohio, as of and for the year ended June 30, 2022, and the related notes to the financial statements, which collectively comprise the College's basic financial statements as listed in the table of contents.

In our opinion, the accompanying financial statements referred to above present fairly, in all material respects, the respective financial position of the business-type activities and the discretely presented component unit of the College, as of June 30, 2022, and the respective changes in financial position, and, where applicable, cash flows thereof for the year then ended in accordance with accounting principles generally accepted in the United States of America.

Basis for Opinions

We conducted our audit in accordance with auditing standards generally accepted in the United States of America (GAAS) and the standards applicable to financial audits contained in *Government Auditing Standards* issued by the Comptroller General of the United States (*Government Auditing Standards*). Our responsibilities under those standards are further described in the Auditors' Responsibilities for the Audit of the Financial Statements section of our report. We are required to be independent of the College and to meet our other ethical responsibilities, in accordance with the relevant ethical requirements relating to our audit. We believe that the audit evidence we have obtained is sufficient and appropriate to provide a basis for our audit opinions.

Emphasis of Matter

As discussed in Note 2, the College adopted the provisions of Governmental Accounting Standards Board (GASB) Statement No. 87, *Leases*, as of July 1, 2021. Our opinions were not modified with respect to this matter.

Responsibilities of Management for the Financial Statements

Management is responsible for the preparation and fair presentation of the financial statements in accordance with accounting principles generally accepted in the United States of America, and for the design, implementation, and maintenance of internal control relevant to the preparation and fair presentation of financial statements that are free from material misstatement, whether due to fraud or error.

In preparing the financial statements, management is required to evaluate whether there are conditions or events, considered in the aggregate, that raise substantial doubt about the College's ability to continue as a going concern for twelve months beyond the financial statement date, including any currently known information that may raise substantial doubt shortly thereafter.

Auditors' Responsibilities for the Audit of the Financial Statements

Our objectives are to obtain reasonable assurance about whether the financial statements as a whole are free from material misstatement, whether due to fraud or error, and to issue an auditors' report that includes our opinions. Reasonable assurance is a high level of assurance but is not absolute assurance and therefore is not a guarantee that an audit conducted in accordance with GAAS and *Government Auditing Standards* will always detect a material misstatement when it exists. The risk of not detecting a material misstatement resulting from fraud is higher than for one resulting from error, as fraud may involve collusion, forgery, intentional omissions, misrepresentations, or the override of internal control. Misstatements are considered material if there is a substantial likelihood that, individually or in the aggregate, they would influence the judgment made by a reasonable user based on the financial statements.

In performing an audit in accordance with GAAS and *Government Auditing Standards*, we

- exercise professional judgment and maintain professional skepticism throughout the audit.
- identify and assess the risks of material misstatement of the financial statements, whether due to fraud or error, and design and perform audit procedures responsive to those risks. Such procedures include examining, on a test basis, evidence regarding the amounts and disclosures in the financial statements.
- obtain an understanding of internal control relevant to the audit in order to design audit procedures that are appropriate in the circumstances, but not for the purpose of expressing an opinion on the effectiveness of the College's internal control. Accordingly, no such opinion is expressed.
- evaluate the appropriateness of accounting policies used and the reasonableness of significant accounting estimates made by management, as well as evaluate the overall presentation of the financial statements.
- conclude whether, in our judgment, there are conditions or events, considered in the aggregate, that raise substantial doubt about the College's ability to continue as a going concern for a reasonable period of time.

We are required to communicate with those charged with governance regarding, among other matters, the planned scope and timing of the audit, significant audit findings, and certain internal control—related matters that we identified during the audit.

Required Supplementary Information

Accounting principles generally accepted in the United States of America require that the management's discussion and analysis and schedules of the College's pension and OPEB amounts and contributions, as listed in the table of contents, be presented to supplement the basic financial statements. Such information is the responsibility of management and, although not a part of the basic financial statements, is required by the Governmental Accounting Standards Board who considers it to be an essential part of financial reporting for placing the basic financial statements in an appropriate operational, economic, or historical context. We have applied certain limited procedures to the required supplementary information in accordance with GAAS, which consisted of inquiries of management about the methods of preparing the information and comparing the information for consistency with management's responses to our inquiries, the basic financial statements, and other knowledge we obtained during our audit of the basic financial statements. We do not express an opinion or provide any assurance on the information because the limited procedures do not provide us with sufficient evidence to express an opinion or provide any assurance.

Supplementary Information

Our audit was conducted for the purpose of forming opinions on the financial statements that collectively comprise the College's basic financial statements. The schedule of expenditures of federal awards, as required by Title 2 U.S. *Code of Federal Regulations* Part 200, *Uniform Administrative Requirements, Cost Principles, and Audit Requirements for Federal Awards* is presented for purposes of additional analysis and is not a required part of the basic financial statements. Such information is the responsibility of management and was derived from and relates directly to the underlying accounting and other records used to prepare the basic financial statements. The information has been subjected to the auditing procedures applied in the audit of the basic financial statements and certain additional procedures, including comparing and reconciling such information directly to the underlying accounting and other records used to prepare the basic financial statements or to the basic financial statements themselves, and other additional procedures in accordance with GAAS. In our opinion, the schedule of expenditures of federal awards is fairly stated, in all material respects, in relation to the basic financial statements as a whole.

Other Information

Management is responsible for the other information included in the annual report. The other information comprises the schedules of the Board of Trustees and the Administrative Personnel but does not include the basic financial statements and our auditors' report thereon. Our opinions on the basic financial statements do not cover the other information, and we do not express an opinion or any form of assurance thereon.

In connection with our audit of the basic financial statements, our responsibility is to read the other information and consider whether a material inconsistency exists between the other information and the basic financial statements, or the other information otherwise appears to be materially misstated. If, based on the work performed, we conclude that an uncorrected material misstatement of the other information exists, we are required to describe it in our report.

Other Reporting Required by *Government Auditing Standards*

In accordance with *Government Auditing Standards*, we have also issued our report dated October 13, 2022 on our consideration of the College's internal control over financial reporting and on our tests of its compliance with certain provisions of laws, regulations, contracts, and grant agreements and other matters. The purpose of that report is solely to describe the scope of our testing of internal control over financial reporting and compliance and the results of that testing, and not to provide an opinion on the effectiveness of the College's internal control over financial reporting or on compliance. That report is an integral part of an audit performed in accordance with *Government Auditing Standards* in considering College's internal control over financial reporting and compliance.

Clark, Schaefer, Hackett & Co.

Springfield, Ohio
October 13, 2022

MANAGEMENT'S DISCUSSION AND ANALYSIS

The discussion and analysis of Edison State Community College's (the "College") financial statements provides an overview of the College's financial activities as of and for the year ended June 30, 2022. Management has prepared the financial statements and the related disclosures along with the discussion and analysis. Responsibility for the completeness and fairness of this information rests with College management.

Using This Report

In June 1999, the Governmental Accounting Standards Board (GASB) released Statement No. 34, *Basic Financial Statements - and Management's Discussion and Analysis - for State and Local Governments*. This Statement requires a comprehensive look at the entity as a whole and presents a long-term view of the entity's finances. In November 1999, the GASB issued Statement No. 35, *Basic Financial Statements - and Management's Discussion and Analysis - for Public Colleges and Universities*, which applies these standards to public colleges and universities.

The standards require three basic financial statements: the statement of net position, the statement of revenue, expenses, and changes in net position, and the statement of cash flows.

This annual financial report includes the report of independent auditors, this management's discussion and analysis, the basic financial statements in the above-referred format, notes to financial statements, required supplementary information, and supplemental information.

These statements include all assets, deferred outflows of resources, liabilities, and deferred inflows of resources under the accrual basis of accounting, which is the same as the accounting used by most private sector institutions. All of the current year's revenue and expenses are taken into account regardless of when the cash is received or paid.

Financial Highlights

In the fiscal year ended June 30, 2022, the College's revenue and other support exceeded expenses, creating an increase in net position of \$2,605,542. Revenue increased from fiscal year 2021 due to an increase in Student tuition and fees, State appropriations, and Federal grants and contracts. Operating expenses increased due to an increase in tuition waivers and Higher Education Emergency Relief Fund (HEERF) institutional expenses included in institutional support. Operating expenses also increased due to depreciation and amortization and increased payroll expenses.

The Statement of Net Position and the Statement of Revenue, Expenses, and Changes in Net Position

One of the most important questions asked about the College's finances is whether the College, as a whole, is better off or worse off as a result of the year's activities. The Statement of Net Position and the Statement of Revenue, Expenses, and Changes in Net Position report information on the College as a whole and on its activities in a way that helps answer this question. Over time, increases or decreases in the College's net position are one indicator of whether its financial health is improving or deteriorating. Other indicators of the College's overall health must also be considered. These include the trend and quality of applicants, class size, student retention, strength of faculty, condition of the buildings, and the safety of campus. All are necessary to assess the overall health of the College.

EDISON STATE COMMUNITY COLLEGE
MANAGEMENT'S DISCUSSION AND ANALYSIS
Year Ended June 30, 2022

The College's financial position was stronger at June 30, 2022 than it was in the prior year. In fiscal year 2022, the College experienced an increase in tuition and fees, state funding, and federal grants and contracts.

The following is a summary of the major components of net position and operating results of the College as of and for the years ended June 30, 2022 and 2021:

	2022	Revised 2021
Current assets	\$ 9,247,194	\$ 10,855,078
Noncurrent assets		
Capital assets - Net	22,632,665	21,099,046
Other	3,128,454	1,590,777
Total assets	35,008,313	33,544,901
Deferred outflows of resources		
OPEB costs	164,118	507,510
Pension costs	3,434,259	2,120,595
Loss on bond refunding	71,967	88,262
Total deferred outflows of resources	3,670,344	2,716,367
Current liabilities	3,193,713	2,872,915
Noncurrent liabilities	10,901,047	15,912,478
Total liabilities	14,094,760	18,785,393
Deferred inflows of resources		
OPEB costs	1,829,577	2,313,042
Pension costs	7,179,672	2,193,727
Total deferred inflows of resources	9,009,249	4,506,769
Net position		
Net investment in capital assets	18,930,499	17,604,892
Restricted - expendable	245,102	124,092
Unrestricted	(3,600,953)	(4,759,878)
Total net position	\$ 15,574,648	\$ 12,969,106

EDISON STATE COMMUNITY COLLEGE
MANAGEMENT'S DISCUSSION AND ANALYSIS
Year Ended June 30, 2022

	Years Ended June 30	
	2022	Revised 2021
Operating revenues		
Student tuition and fees	\$ 9,714,819	\$ 8,279,708
Less grants and scholarships	(2,797,992)	(2,723,956)
Net student tuition and fees	6,916,827	5,555,752
Federal grants and contracts	327,007	238,818
State and local grants and contracts	137,833	166,257
Auxiliary activities	140,204	143,562
Other operating revenues	195,634	136,935
Total operating revenues	<u>7,717,505</u>	<u>6,241,324</u>
Operating expenses		
Educational and general instruction		
Instruction	6,671,948	6,708,580
Public service	374,628	230,854
Academic support	545,269	474,313
Student services	2,079,253	1,090,486
Institutional support	8,815,001	4,790,730
Plant operations and maintenance	1,420,996	1,070,330
Depreciation and amortization	1,531,974	1,374,699
Student aid	3,270,309	1,994,250
Auxiliary enterprises	7,000	6,870
Total operating expenses	<u>24,716,378</u>	<u>17,741,112</u>
Operating loss	<u>(16,998,873)</u>	<u>(11,499,788)</u>
Nonoperating revenues (expenses) and other revenues		
Federal grants and contracts	8,668,199	5,932,434
State appropriations	10,512,468	9,351,368
Interest expense	(151,326)	(146,829)
Other nonoperating revenues	75,133	62,134
Community project expense	(150,000)	-
Capital appropriations	649,941	864,873
Total nonoperating revenues (expenses) and other revenues	<u>19,604,415</u>	<u>16,063,980</u>
Change in net position	<u>\$ 2,605,542</u>	<u>\$ 4,564,192</u>

EDISON STATE COMMUNITY COLLEGE
MANAGEMENT'S DISCUSSION AND ANALYSIS
Year Ended June 30, 2022

Operating Revenue

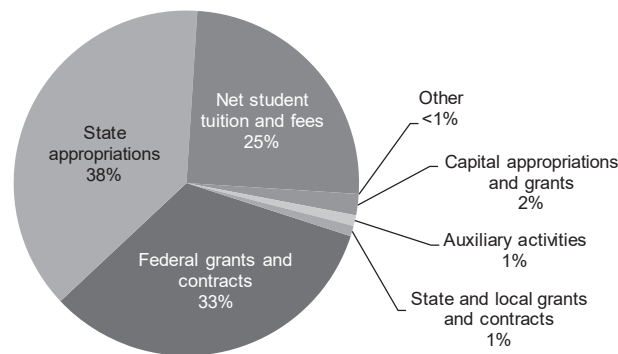
Operating revenue includes all revenue from exchange transactions such as tuition and fees, as well as income from sales of goods and services such as bookstore operations. In addition, certain federal, state, and private grants are considered operating if they are not for capital purposes and are considered a contract for service.

The following factors had a significant impact on the fiscal year 2022 operating revenue:

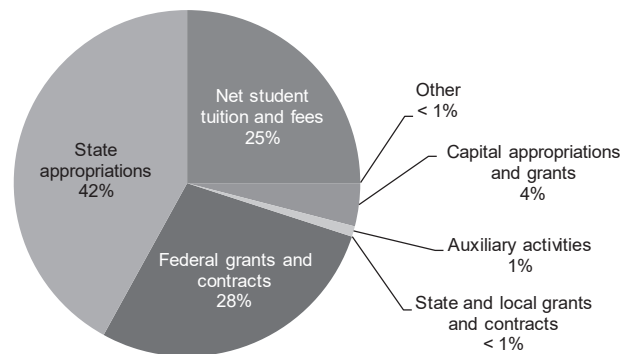
- Gross student tuition and fees increased by 17.3%, or \$1,435,111 due to an increase in enrollment in both College Credit Plus students of 4.9% and traditional students of 4.4% in addition to an increase in tuition rates. Net student tuition and fees increased by \$1,361,075, or 24.5%, due to an increase in student tuition and fees while grants and scholarships remained consistent with fiscal year 2021.

The following is a graphic illustration of total revenue by source:

2022 Sources of Revenues



2021 Sources of Revenues (Revised)



Operating Expenses

Operating expenses are all the costs necessary to perform and conduct the programs and functions of the College.

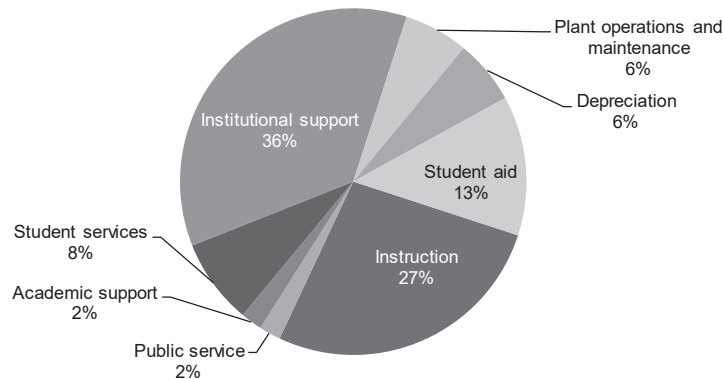
EDISON STATE COMMUNITY COLLEGE
MANAGEMENT'S DISCUSSION AND ANALYSIS
Year Ended June 30, 2022

Fiscal year 2022 expenses were affected by the following:

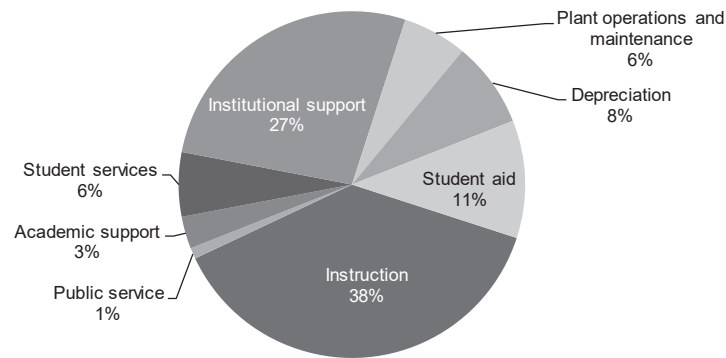
- Student services increased \$988,767, or 90.7%, primarily due to a reduction in the negative expense adjustment posted to record pension and OPEB activity, as well as increased personnel costs. These increases in personnel costs impacted all departments campus-wide, with the largest dollar increases occurring in the departments in which personnel costs constitute the largest portion of overall costs.
- Institutional support increased by \$4,024,271, or 84.0%, due to several factors. The tuition waivers and HEERF institutional expenses make up the majority of the increase. However, the waiver costs are offset by the increase in student tuition and fees revenue and the HEERF institutional expenses are offset by the increase in Federal grants and contracts revenue. Another large part of the increase is a reduction in the negative expense adjustment posted to record pension and OPEB activity. Lastly, increased personnel costs impacted all departments campus-wide, with the largest dollar increases occurring in the departments in which personnel costs constitute the largest portion of overall costs.
- Student aid spending increased by \$1,276,059, or 64.0%, primarily due to COVID-19 stimulus funding that was awarded directly to students as emergency grants from HEERF. This increase in aid is offset by the increase in Federal grants and contracts revenue.

The following is a graphic illustration of total expenses by function:

2022 Sources of Expenses



2021 Sources of Expenses (Revised)



EDISON STATE COMMUNITY COLLEGE
MANAGEMENT'S DISCUSSION AND ANALYSIS
Year Ended June 30, 2022

Nonoperating Revenues and Other Changes

Nonoperating revenues are all revenue sources that are primarily non-exchange in nature and consist primarily of revenue from state appropriations and certain federal grants and contracts.

Fiscal year 2022 nonoperating revenues and other changes were significantly affected by the following factors:

- Federal grants and contracts increased by \$2,735,765 or 46.1%, primarily due to an increase in federal funding received as a result of COVID-19 stimulus funding, primarily from the HEERF to assist colleges and universities during the COVID-19 Global Pandemic, including funding awarded directly to students.
- State appropriations increased \$1,161,100, or 12.4%, from fiscal year 2021 to fiscal year 2022 due to an increase in its share of State of Ohio funding designated for community colleges.

Statement of Cash Flows

Another way to assess the financial health of the College is to look at the statement of cash flows. Its primary purpose is to provide relevant information about the cash receipts and cash payments of the entity during a period. The statement of cash flows also helps users assess:

- An entity's ability to generate future net cash flows
- Its ability to meet its obligations as they come due
- Its needs for external financing

Cash Flows for the Years Ended June 30, 2022 and 2021

	2022	Revised 2021
	<u>2022</u>	<u>2021</u>
Cash (used in) provided by:		
Operating activities	\$ (17,909,201)	\$ (12,117,291)
Noncapital financing activities	19,304,724	15,245,582
Capital and related financing activities	(2,546,082)	(722,776)
Investing activities	503,871	285,469
	<u>503,871</u>	<u>285,469</u>
Net increase (decrease) in cash and cash equivalents	(646,688)	2,690,984
Cash and cash equivalents - beginning of year	5,066,105	2,375,121
Cash and cash equivalents - end of year	<u>\$ 4,419,417</u>	<u>\$ 5,066,105</u>

The College's cash position decreased by \$646,688 in fiscal year 2022. The cash balance decreased primarily due to fluctuations in short term, operational asset and liability accounts. Another contributing factor was a significant decrease in the College's cash with fiscal agent related to the health care consortium.

EDISON STATE COMMUNITY COLLEGE
MANAGEMENT'S DISCUSSION AND ANALYSIS
Year Ended June 30, 2022

Capital Assets

As of June 30, 2022, the College had approximately \$46.0 million in capital assets, less accumulated depreciation and amortization of \$23.4 million, for a net of \$22.6 million invested. Depreciation and amortization charges totaled approximately \$1.5 million for the current fiscal year and for fiscal year 2021.

The net book value of capital assets at June 30, 2022 and 2021 is as follows:

	2022	Revised 2021
Land and land improvements	\$ 2,276,156	\$ 2,074,226
Building and improvements	8,332,951	8,719,346
Student conference center	1,980,360	2,093,524
Center for Excellence	4,727,857	4,886,492
Equipment	1,186,112	1,174,396
Construction in progress	1,716,134	106,693
Right-to-use lease assets	2,413,095	2,044,369
Total	<u>\$ 22,632,665</u>	<u>\$ 21,099,046</u>

Net OPEB Asset

In accordance with GASB Statement No. 75, *Accounting and Financial Reporting for Postemployment Benefits Other than Pensions (OPEB)*, the College is required to recognize its proportionate share of the net OPEB asset or liability and to more comprehensively measure the annual costs of its postemployment benefits other than pensions related to its participation in the Ohio Public Employee Retirement System (OPERS) and State Teachers Retirement Systems (STRS). At June 30, 2022, the College recognized a net OPEB asset of \$1,706,688. In addition, the College recognized deferred inflows of resources of \$1,829,577 and deferred outflows of resources of \$164,118 at June 30, 2022. See Note 9 to the financial statements for more detailed information on OPEB plans.

Net Pension Liability

In accordance with GASB Statement No. 68, *Accounting and Financial Reporting for Pensions*, the College is required to recognize its proportionate share of the net pension liability and to more comprehensively measure the annual costs of pension benefits. At June 30, 2022, the College recognized a net pension liability of \$7,073,313. In addition, the College recognized deferred inflows of resources of \$7,179,672 and deferred outflows of resources of \$3,434,259 at June 30, 2022. See Note 8 to the financial statements for more detailed information on pensions.

Long-Term Debt

The College currently has series 2014 refunding bonds that bear interest rates from 1% to 3.5% and mature through fiscal year 2027. Scheduled interest and principal payments have been made on the bonds. The College's bonds are currently rated "Aa2" by Moody's through the State Credit Enhancement Program.

Additionally, the College has lease payables in relation to rented building space. For more detailed information on current outstanding debt and the refunding of the aforementioned bonds in fiscal year 2022, see Note 6 to the financial statements.

Factors that Will Affect the Future

Fiscal Year 2023 and Beyond

- **Enrollment**

The College anticipates an increase in student enrollment for fiscal year 2023 based on trend analysis models. The anticipated increase in enrollment is attributable to both an increase in College Credit Plus students and traditional students. The planned increase in College Credit Plus students is due to the increase in the number of high schools and the number of high school students taking college courses. Traditional students are expected to increase due to the College Credit Plus/Career Tech 100% Tuition Waiver and the 25&Up 100% Tuition Waiver. By offering a unique financial incentive, these waivers are designed to encourage students to continue their studies at Edison State.
- **Tuition Rates**

The College implemented a \$5 per credit hour tuition increase for fall semester 2022 in accordance with state law which allowed community colleges in Ohio to increase tuition by an additional \$5 per credit hour.
- **State Share of Instruction**

State Share of Instruction, as appropriated, increased by 8.19% for the upcoming fiscal year. The 8.19% increase is a preliminary estimate of the subsidy to be received pending updated fall semester results, and is subject to further change by the State of Ohio.
- **Expenses**

The College continues to manage expenses cautiously. Expenses are measured and adjusted with each enrollment milestone. It is the college's intent to align its expenses with the goals and objectives of the College's Strategic Plan.

Strategic Planning

Edison State Community College remains committed to valuing people, helping students learn and understanding student and stakeholder needs as described in our Strategic Master Plan.

We believe that organizational excellence derives from engaged employees who are motivated by an environment of mutual respect and are committed to student success. There are two priority projects in relation to this:

- Budget Alignment
- Building CCP Service Capacity

We believe that students are provided the best opportunity for success through a strong and committed teaching and learning environment that connects necessary resources, support and tools in the classroom and throughout the college. There are two priority projects in relation to this:

- Progressive Faculty Development
- Marketing Edison State's Educational Footprint

We understand that we must assertively declare our mission and commitment to serve the three-county region and to grow our presence and stakeholders understanding. There are two priority projects in relation to this:

- Career Readiness Curriculum
- Edison State Community Collective

EDISON STATE COMMUNITY COLLEGE
STATEMENT OF NET POSITION
June 30, 2022

	College	College Related Foundation
Assets		
Current Assets		
Cash and cash equivalents	\$ 4,151,398	\$ 302,168
Cash with fiscal agent	77,551	-
Investments	1,998,590	-
Accounts and pledges receivable (net)	2,681,245	8,052
Prepaid expenses and other	333,606	3,614
Inventories	4,804	-
Total current assets	<u>9,247,194</u>	<u>313,834</u>
Noncurrent Assets		
Restricted cash and cash equivalents	190,468	-
Investments	1,231,298	2,907,783
Net OPEB asset	1,706,688	-
Capital assets, not being depreciated	2,400,588	-
Capital assets, net of depreciation and amortization	20,232,077	-
Total noncurrent assets	<u>25,761,119</u>	<u>2,907,783</u>
Total assets	<u>35,008,313</u>	<u>3,221,617</u>
Deferred Outflows of Resources		
OPEB	164,118	-
Pension	3,434,259	-
Loss on bond refunding	71,967	-
Total deferred outflows of resources	<u>3,670,344</u>	<u>-</u>
Liabilities		
Current Liabilities		
Accounts payable and accruals	397,535	22,403
Accrued salaries, wages, and benefits	1,217,498	-
Claims payable	212,462	-
Unearned revenues	855,819	-
Long-term debt, current	510,399	-
Total current liabilities	<u>3,193,713</u>	<u>22,403</u>
Noncurrent Liabilities		
Accrued compensated absences	278,000	-
Net pension liability	7,073,313	-
Long-term debt	3,549,734	-
Total noncurrent liabilities	<u>10,901,047</u>	<u>-</u>
Total liabilities	<u>14,094,760</u>	<u>22,403</u>
Deferred Inflows of Resources		
OPEB	1,829,577	-
Pension	7,179,672	-
Total deferred inflows of resources	<u>9,009,249</u>	<u>-</u>
Net Position		
Net investment in capital assets	18,930,499	-
Restricted - expendable	245,102	1,535,620
Restricted - nonexpendable	-	211,759
Unrestricted	(3,600,953)	1,451,835
Total net position	<u>\$ 15,574,648</u>	<u>\$ 3,199,214</u>

See Notes to Financial Statements

EDISON STATE COMMUNITY COLLEGE
STATEMENT OF REVENUES, EXPENSES, AND CHANGES IN NET POSITION
Year Ended June 30, 2022

	College	College Related Foundation
Operating revenues		
Student tuition and fees	\$ 9,714,819	\$ -
Less grants and scholarships	(2,797,992)	-
Net student tuition and fees	6,916,827	-
Federal grants and contracts	327,007	-
State and local grants and contracts	137,833	-
Auxiliary enterprises - bookstore	140,204	-
Contributions	-	391,157
Other operating revenue	195,634	-
Total operating revenues	<u>7,717,505</u>	<u>391,157</u>
Operating expenses		
Instruction	6,671,948	-
Public service	374,628	-
Academic support	545,269	-
Student services	2,079,253	-
Institutional support	8,815,001	384,304
Plant operations and maintenance	1,420,996	-
Depreciation and amortization	1,531,974	-
Student aid	3,270,309	-
Auxiliary enterprises	7,000	-
Total operating expenses	<u>24,716,378</u>	<u>384,304</u>
Operating (loss) income	<u>(16,998,873)</u>	<u>6,853</u>
Nonoperating revenues (expenses)		
Federal grants and contracts	8,668,199	-
State appropriations	10,512,468	-
Gifts	72,751	-
Community project expense	(150,000)	-
Investment income, net of expense	(3,975)	(288,593)
Interest expense	(151,326)	-
Gain on sale of capital assets	6,357	-
Total nonoperating revenues (expenses)	<u>18,954,474</u>	<u>(288,593)</u>
Income (loss) before other changes	<u>1,955,601</u>	<u>(281,740)</u>
Other changes		
Capital appropriations	649,941	-
Total other changes	<u>649,941</u>	<u>-</u>
Change in net position	2,605,542	(281,740)
Net position at beginning of year, restated	12,969,106	3,480,954
Net position at end of year	<u>\$ 15,574,648</u>	<u>\$ 3,199,214</u>

EDISON STATE COMMUNITY COLLEGE
STATEMENT OF CASH FLOWS
Year Ended June 30, 2022

Cash flows from operating activities	
Student tuition and fees	\$ 6,784,660
Grants and contracts	269,176
Payments to vendors and employees	(25,298,875)
Auxiliary enterprises	140,204
Other receipts	195,634
Net cash used in operating activities	(17,909,201)
Cash flows from noncapital financing activities	
State appropriations	10,512,468
Federal grants and contracts	8,719,505
Gifts	72,751
Net cash from noncapital financing activities	19,304,724
Cash flows from capital and related financing activities	
Purchases of capital assets	(1,970,721)
Proceeds from sale of capital assets	6,357
Interest paid on outstanding debt	(147,990)
Principal paid on outstanding debt	(433,728)
Net cash used in capital and related financing activities	(2,546,082)
Cash flows from investing activities	
Proceeds from maturities of investments	1,991,710
Purchase of investments	(1,503,178)
Interest on investments	15,339
Net cash from investing activities	503,871
Net decrease in cash and cash equivalents	(646,688)
Cash and cash equivalents, beginning of year	5,066,105
Cash and cash equivalents, end of year	\$ 4,419,417
Reconciliation of cash and cash equivalents to the Statements of Net Position:	
Cash and cash equivalents	\$ 4,151,398
Cash with fiscal agent	77,551
Restricted cash and cash equivalents	190,468
	\$ 4,419,417

EDISON STATE COMMUNITY COLLEGE
STATEMENT OF CASH FLOWS (CONTINUED)
Year Ended June 30, 2022

Reconciliation of operating loss to net cash used in operating activities:

Operating loss	\$ (16,998,873)
Adjustments to reconcile operating loss to net cash used in operating activities:	
Depreciation and amortization	1,531,974
Other miscellaneous adjustments	38,873
Changes in assets, deferred outflows, liabilities and deferred inflows:	
Accounts receivable	(405,842)
Inventories	(2,103)
Prepaid expenses and other	(120,484)
Net OPEB asset	(603,229)
Deferred outflows of resources - pension/OPEB	(970,272)
Accounts payable and accruals	71,951
Accrued salaries, wages, and benefits	305,997
Claims payable	(94,288)
Net pension liability	(5,243,396)
Deferred inflows of resources - pension/OPEB	4,502,480
Unearned revenues	78,011
Net cash used in operating activities	<u>\$ (17,909,201)</u>

Noncash investing, capital, and financing activities:

During the years ended June 30, 2022 and 2021, the College acquired \$649,941 and \$864,873, respectively, in capital assets that were funded through State Capital Appropriations. Additionally, during the years ended June 30, 2022 and 2021, the College received \$188,873 and \$0, respectively, of State Capital Appropriations that did not meet the College's capitalization threshold. The College received no cash for these appropriations and made no cash payments to vendors as the State of Ohio made payments directly to vendors.

EDISON STATE COMMUNITY COLLEGE
NOTES TO THE FINANCIAL STATEMENTS
June 30, 2022

NOTE 1 - SUMMARY OF SIGNIFICANT ACCOUNTING POLICIES

Reporting Entity: Edison State Community College (the “College”) was chartered in 1973 under provisions of the Ohio Revised Code as the first State General and Technical College in Ohio. The College thus emerged without special local taxation as a two-year, public, co-educational, state-supported institution of higher learning. The College is exempt from federal income taxes pursuant to provisions of Section 115 of the Internal Revenue Code. Under its charter, the College is authorized to offer studies in the Arts and Sciences, Technical Education, and Adult Technical Education. The College, which is a component unit of the State of Ohio, is governed by a nine-member Board of Trustees. These members are appointed by the Governor of the State of Ohio.

Accrual Accounting: The accompanying financial statements have been prepared on the full accrual basis of accounting, whereby revenue is recognized in the period earned, or in the case of advances from other governments, when all eligibility requirements are met in accordance with Governmental Accounting Standards Board (GASB) Statement No. 33, *Accounting and Financial Reporting for Nonexchange Transactions*. Expenditures are recognized when the related liabilities are incurred.

Financial Statements: The College reports as “business-type activities,” as defined by GASB Statement No. 35, *Basic Financial Statements - and Management’s Discussion and Analysis - for Public Colleges and Universities*. Business-type activities are those that are financed in whole or in part by fees charged to external parties for goods or services.

The College has determined that the Edison Foundation, Inc. is a component unit of the College. The financial activity of the Foundation is included through a discrete presentation as part of the College’s financial statements. The Foundation is a private nonprofit organization that reports under Financial Accounting Standards Board (FASB) standards. As such, certain revenue recognition criteria and presentation features are different from GASB revenue recognition criteria and presentation features. No modifications have been made to the Foundation’s financial information in the College’s financial reporting entity for these differences.

Net Position Classifications: The College’s resources are classified into the following net asset categories:

Net investment in Capital Assets. Capitalized physical assets, net of accumulated depreciation and outstanding principal balances of debt attributable to the acquisition, construction or improvement of those assets.

Restricted - Expendable. Assets related to grants, contributions, and contracts activity, whose use is subject to externally imposed restrictions.

Restricted - Nonexpendable. Net assets represent endowment contributions from donors that are permanently restricted as to principal.

Unrestricted. Net assets that are not subject to externally imposed restrictions. Unrestricted net assets may be designated for specific purposes by the Board of Trustees. Substantially all of the College’s unrestricted assets are designated for future uses or contingencies.

Operating Versus Nonoperating Revenues and Expenses: The College defines operating activities as reported on the statement of revenues, expenses, and changes in net position as those that generally result from exchange transactions such as payments received for providing goods or services and payments made for goods or services received. All of the College’s expenses are from exchange transactions. Certain significant revenue streams relied on for operations as well as Pell grants and COVID-19 stimulus funding, which are included in nonoperating federal grants and contracts on the statement of revenues, expenses, and changes in net position, are reported as non-operating revenue as required by GASB Statement No. 35 and updates in the GASB’s *Implementation Guide*, including state appropriations, investment income, and federal grants and contracts.

EDISON STATE COMMUNITY COLLEGE
NOTES TO THE FINANCIAL STATEMENTS
June 30, 2022

NOTE 1 - SUMMARY OF SIGNIFICANT ACCOUNTING POLICIES (Continued)

Cash and Cash Equivalents: For the purpose of the statement of cash flows, the College considers all highly liquid investments with an original maturity of three months or less to be cash equivalents. Cash and cash equivalents include cash on hand, demand deposits with banks, and highly liquid investments that mature in less than one year, stated at cost, which approximates fair value. All certificates of deposit are included in investments on the statement of net position.

The restricted cash and cash equivalents on the statement of net position consist of Capital Campaign funds that are to be used toward the debt service payments on the Series 2014 bonds. These funds were raised by the Edison Foundation and transferred to the College to be held until used for debt service.

Accounts Receivable: Accounts receivable primarily consist of tuition and fees charged to students. Accounts receivable also include amounts due from federal government, state and local governments, or private sources, in connection with reimbursement of allowable expenditures made pursuant to the College's grants and contracts. Accounts receivable are recorded net of estimated uncollectible amounts. Allowance is determined based on historical analysis.

Unearned Revenue: Unearned revenue consists of the unearned portion of student tuition and fees for the summer session, and all of the recorded student tuition and fees collected resulting from early registration for the fall session. Unearned revenue also includes amounts received from grant and contract sponsors that have not yet been earned.

Investments: The College accounts for its investments at fair value. Changes in unrealized gain (loss) on the carrying value of investments are reported as a component of investment income in the statement of revenue, expenses, and changes in net position.

Capital Assets: Capital assets are recorded at cost or, if acquired by gift, at acquisition value at the date of the gift. When capital assets are sold or otherwise disposed of, the net carrying value of such assets is removed from the accounts and the net investment in capital assets component of net position is adjusted accordingly. Capital assets, with the exception of land and construction in progress, are depreciated on the straight-line method over the following estimated useful lives:

Buildings and improvements	10 - 40 years
Student conference center	3 - 45 years
Center for excellence	45 years
Internally developed software	5 years
Equipment and fixtures	3 - 20 years

The College's capitalization limit for equipment and furniture and fixtures is \$5,000.

The College leases building space from external parties (lessee arrangements). These leases are accounted and reported in accordance with GASB Statement No. 87, *Leases*. For lessee arrangements, the College records Right-of-Use Lease Assets and Lease Payables based on the present value of expected payments over the term of the respective leases. The lease term may include options to extend or terminate the lease, if it is reasonably certain the option will be exercised. The expected payments are discounted using the interest rate charged in the lease, if available, and are otherwise discounted using the College's incremental borrowing rate. Variable payments are excluded from the valuations unless they are fixed in substance. For leases featuring payments tied to an index or market rate, the valuation is based on the initial index or market rate. Contracts that transfer ownership of the underlying asset(s) to the College by the end of the contract are recorded as financed purchases.

NOTE 1 - SUMMARY OF SIGNIFICANT ACCOUNTING POLICIES (Continued)

The College does not have any leases subject to a residual value guarantee. The College's capitalization threshold for both lessee and lessor arrangements is total payments of \$350,000 or higher over the term of the respective lease, or \$350,000 or higher in total payments remaining as of the implementation date of July 1, 2021.

Right-of-Use Lease Assets are amortized over the shorter of the lease term or the underlying asset useful life.

Grants and Scholarships: Student tuition and fees and bookstore revenue are presented net of grants and scholarships applied directly to student accounts. Grants and scholarships consist primarily of awards to students from the Federal Pell Grant Program. Payments made directly to students from grants and scholarships are presented as student aid.

Compensated Absences: Vested or accumulated vacation leave is recorded as an expense and liability as the benefits accrue to employees. In accordance with the applicable accounting standards, no liability is recorded for nonvesting accumulating rights to receive sick pay benefits. However, a liability is recognized for an estimate of the amount of accumulated sick leave benefits that will be paid.

Pensions/Other Postemployment Benefits (OPEB): For purposes of measuring the net OPEB asset, net pension liability, deferred outflows of resources and deferred inflows of resources related to pensions and OPEB, and pension and OPEB expense, information about the fiduciary net position of the Ohio Public Employees Retirement System and State Teachers Retirement System of Ohio plans ("OPERS" and "STRS", respectively) and additions to/deductions from OPERS and STRS fiduciary net position have been determined on the same basis as they are reported by OPERS and STRS. OPERS and STRS use the economic resources measurement focus and the full accrual basis of accounting. Contribution revenue is recorded as contributions are due, pursuant to legal requirements. For this purpose, benefit payments (including refunds of employee contributions) are recognized as expense when due and payable in accordance with the benefit terms. The retirement systems report investments at fair value.

Deferred Outflows/Inflows of Resources: In addition to assets, the statement of financial position will sometimes report a separate section for deferred outflows of resources. Deferred outflows of resources represent a consumption of net assets that applies to a future period and will not be recognized as an outflow of resources (expense) until then. For the College, deferred outflows of resources are reported on the statement of net position for deferred charges on refunding, pension and OPEB. A deferred charge on refunding results from the difference in the carrying value of the refunded debt and its reacquisition price. This amount is deferred and amortized over the shorter of the life of the refunded or refunding debt. The deferred outflows of resources related to pension and OPEB plans are explained in Notes 8 and 9.

In addition to liabilities, the statement of financial position report a separate section for deferred inflows of resources. Deferred inflows of resources represent an acquisition of net assets that applies to a future period and will not be recognized as an inflow of resources (revenue) until that time. For the College, deferred inflows of resources include pension and OPEB plans and are reported on the statement of net position. (See Notes 8 and 9)

Use of Estimates: The preparation of the financial statements in conformity with accounting principles generally accepted in the United States of America requires management to make estimates and assumptions that affect the reported amounts of assets and liabilities and disclosure of contingent assets and liabilities at the date of the financial statements. Estimates also affect the reported amounts of revenue and expenditures during the reporting period. Actual results could differ from those estimates.

NOTE 1 - SUMMARY OF SIGNIFICANT ACCOUNTING POLICIES (Continued)

Reclassifications: Certain amounts presented in the prior year data have been reclassified in order to be consistent with the current year's presentation.

Adoption of New Accounting Pronouncements: For the fiscal year ended June 30, 2022, the College implemented GASB Statement No. 87, *Leases*, GASB Statement No. 89, *Accounting for Interest Cost Incurred before the End of a Construction Period*, GASB Statement No. 92, *Omnibus 2020*, and GASB Statement No. 97, *Certain Component Unit Criteria, and Accounting and Financial Reporting for Internal Revenue Code Section 457 Deferred Compensation Plans-an amendment of GASB Statements No. 14 and No. 84, and a supersession of GASB Statement No. 32.*

GASB Statement No. 87 establishes criteria for the recognition of certain lease assets and liabilities for leases that previously were classified as operating leases and recognized as inflows of resources or outflows of resources based on the payment provisions of the contract. The implementation of this pronouncement required a restatement of net position as reported June 30, 2021 (Note 2).

GASB Statement No. 89 requires that interest cost incurred before the end of a construction period be recognized as an expense in the period in which the cost is incurred for financial statements prepared using the economic resources measurement focus. This statement had no effect on beginning net position.

GASB Statement No. 92 was issued to enhance comparability in accounting and financial reporting and to improve the consistency of authoritative literature by addressing practice issues that have been identified during implementation and application of certain GASB Statements. This statement had no effect on beginning net position.

GASB Statement No. 97 requires that for purposes of determining whether a primary government is financially accountable for a potential component unit, the absence of a governing board should be treated the same as the appointment of a voting majority of a governing board if the primary government performs the duties that a governing board typically would perform. This statement had no effect on beginning net position.

Upcoming Accounting Pronouncements: The College is currently evaluating the impact that the following GASB Statements, effective for fiscal year 2023, may have on its financial statements:

GASB Statement No. 91, *Conduit Debt Obligations*. This statement clarifies the definition of conduit debt and provides a single method of reporting these obligations (disclosure only). This Statement provides a single method of reporting conduit debt obligations by issuers and eliminates diversity in practice associated with commitments extended by issuers, arrangements associated with conduit debt obligations, and related note disclosures.

GASB Statement No. 93, *Replacement of Interbank Offered Rates* (Paragraph 11b only) – This statement replaces citations of the London Interbank Offered Rate (LIBOR) with one or more acceptable benchmark reference rates.

GASB Statement No. 94, *Public-Private and Public-Public Partnerships and Availability Payment Arrangements*. This statement addresses the gap in current accounting guidance related to public-private and public-public partnerships (both referred to as PPPs) that do not meet the definition of a service concession arrangement.

EDISON STATE COMMUNITY COLLEGE
NOTES TO THE FINANCIAL STATEMENTS
June 30, 2022

NOTE 1 - SUMMARY OF SIGNIFICANT ACCOUNTING POLICIES (Continued)

GASB Statement No. 96, *Subscription-Based Information Technology Arrangements*. This Statement addresses accounting and financial reporting for subscription-based information technology arrangements (SBITAs), a type of information technology (IT) arrangement (i.e. software licensing). This Statement also defines a SBITA, establishes that a SBITA results in a right-to-use subscription asset (intangible asset) and a corresponding subscription liability, provides capitalization criteria, and requires footnote disclosure. The standards for SBITAs are based on the standards established in Statement No. 87, *Leases*, as amended.

NOTE 2 – CHANGE IN ACCOUNTING PRINCIPLE

Net position as of June 30, 2021, has been restated as follows for the implementation of GASB Statement No. 87, *Leases*, and related guidance from GASB Implementation Guide No. 2019-3, *Leases*:

Net Position June 30, 2021	\$ 13,132,876
Adjustments:	
Right-to-Use Lease Assets:	
Building Space, Net of Accumulated Amortization	2,044,369
Lease Payables	<u>(2,208,139)</u>
Restated Net Position June 30, 2021	\$ <u>12,969,106</u>

NOTE 3 - CASH AND INVESTMENTS

The College's Board of Trustees is responsible for establishing deposit and investment policies. Once established, the Board has delegated the day-to-day management to the Controller of the College. Deposit and investment policies are developed to ensure compliance with state laws and regulations as well as to establish and maintain sound financial management practices. In accordance with the State of Ohio's and the College's policy, the College is authorized to invest cash in certificates of deposit, repurchase agreements, United States Treasury securities, federal government agency securities backed by the full faith of the government, municipal securities, and the State Treasurer's investment pool.

Cash with Fiscal Agent: Effective July 1, 2020, the College became self-insured through a fiscal agent. The money held by the fiscal agent cannot be identified as an investment or deposit, since it is held in a pool made up of numerous participants. The amount held by the fiscal agent at June 30, 2022 was \$77,551. This amount is not included in the "cash and cash equivalents" or "investments" reported below.

Cash and Cash Equivalents: Custodial credit risk is the risk that in the event of a bank failure, the College's deposits may not be returned to it. By Ohio law, financial institutions must pledge as collateral eligible securities of aggregate market value equal to the excess of deposits not insured by the Federal Deposit Insurance Corporation (FDIC). Eligible securities must be pledged to the College and deposited with a qualified trustee as security for repayment whose market value at all time shall be at least 105% of the deposits being secured, or participation in the Ohio Pooled Collateral System (OPCS), a collateral pool of eligible securities deposited with a qualified trustee and pledged to the Treasurer of State to secure the repayment of all public monies deposited in the financial institution. OPCS requires the total market value to be 102% of the deposits being secured or a rate set by the Treasurer of State.

EDISON STATE COMMUNITY COLLEGE
NOTES TO THE FINANCIAL STATEMENTS
June 30, 2022

NOTE 3 - CASH AND INVESTMENTS (Continued)

At June 30, 2022, the carrying amount of the College's cash and cash equivalents was \$4,341,866 and the bank balances were \$4,595,975, that are placed with federally insured banks. Of the June 30, 2022 bank balances, \$750,000 are covered by federal deposit insurance. The remaining balances of cash and cash equivalents are collateralized by the depository institution per Ohio Revised Code 135.182 or by a pool of eligible securities deposited with a qualified trustee and pledged to the Treasurer of State (OPCS program).

Investments: At June 30, 2022, the College had amounts on deposit with STAR Ohio, with a fair value of \$13,134. STAR Ohio is an investment pool managed by the State Treasurer's office, which allows governments within the state to pool their funds for investment purposes. STAR Ohio is not registered with the Securities and Exchange Commission as an investment company but has adopted GASB Statement No. 79, *Certain External Investment Pools and Pool Participants*. The College measures its investment in STAR Ohio at the net asset value (NAV) per share provided by STAR Ohio. The NAV per share is calculated on an amortized cost basis that provides a NAV per share that approximates fair value.

Investments are stated at their fair value of \$3,229,888 at June 30, 2022. As of June 30, 2022, the College had the following investments and maturities:

	Credit Rating	Investment Maturities (in Years)			
		Measurement Value	0 to 1	2 to 3	4 to 5
Money market fund	N/A	\$ 1,606,084	\$ 1,606,084	\$ -	\$ -
Negotiable certificates of deposit	(1)	131,190	131,190	-	-
U.S. Treasury notes	N/A	738,280	-	738,280	-
U.S. agency securities	AA+	741,200	248,182	248,980	244,038
Star Ohio	AAA _m	13,134	13,134	-	-
		<u>\$ 3,229,888</u>	<u>\$ 1,998,590</u>	<u>\$ 987,260</u>	<u>\$ 244,038</u>

Credit Rating per Standard & Poor's/Moody's
(1) - all are fully insured by FDIC

In instances whereby inputs used to measure fair value fall into different levels in the above fair value hierarchy, fair value measurements in their entirety are categorized based on the lowest level input that is significant to the valuation. The College's assessment of the significance of particular inputs to these fair value measurements requires judgment and considers factors specific to each asset or liability.

The following table presents information about the College's assets measured at fair value on a recurring basis at June 30, 2022 and the valuation techniques used by the College to determine those fair values.

In general, fair values determined by Level 1 inputs use quoted prices in active markets. An active market for the asset or liability is a market in which transactions for the asset or liability occur with sufficient frequency and volume to provide pricing information on an ongoing basis. A quoted price in an active market provides the most reliable evidence of fair value. The College has investments that are valued using Level 1 inputs, which are obtained directly from investment statements prepared by the institution holding the investments.

Fair values determined by Level 2 inputs use other inputs that are observable, either directly or indirectly. Level 2 inputs may include quoted prices for similar assets or liabilities in active markets or non-active markets (markets in which there are few transactions for the asset or liability, the prices are not current, or price quotations vary substantially either over time or among market makers, or in which there is little information released to the public). An example of a Level 2 input would be a price quote from a brokered market.

EDISON STATE COMMUNITY COLLEGE
NOTES TO THE FINANCIAL STATEMENTS
June 30, 2022

NOTE 3 - CASH AND INVESTMENTS (Continued)

Level 3 inputs are unobservable inputs, including inputs that are available in situations where there is little, if any, market activity for the related asset or liability. However, the fair value measurement objective remains the same as it would for Level 1 and 2 inputs, in that it is based on an exit price from the perspective of a market participant that holds the asset or liability. In addition, Level 3 inputs reflect the reporting entity's own assumptions about the assumptions that market participants would use in pricing the asset or liability.

	Fair Value Measurements at June 30, 2022		
	Quoted Prices in Active Markets for Identical Assets (Level 1)	Significant Other Observable Inputs (Level 2)	Significant Unobservable Inputs (Level 3)
Assets:			
Money market fund	\$ 1,606,084	\$ -	\$ -
Negotiable certificates of deposit	131,190	-	-
U.S. Treasury notes	738,280	-	-
U.S. agency securities	741,200	-	-
Total	\$ 3,216,754	\$ -	\$ -

Net realized and unrealized gains (losses) on investments was (\$3,975) for the year ended June 30, 2022. There were no capital gains distributions in either year.

The investments in STAR Ohio are measured at the net asset value (NAV) per share provided by STAR Ohio; therefore, they are not included in the tables above. The NAV per share is calculated on an amortized cost basis that provides a NAV per share that approximates fair value. There are no limitations or restrictions on any STAR Ohio participant withdrawals due to redemption notice periods, liquidity fees, or redemption gates. However, twenty-four hours advance notice for all deposits and withdrawals exceeding \$100 million is encouraged. STAR Ohio reserves the right to limit the transactions to \$250 million per day, requiring the excess amount to be transacted the following business day(s), but only to the \$250 million limit. All accounts of the STAR Ohio investors will be combined for these purposes.

NOTE 4 - ACCOUNTS RECEIVABLE

Receivables at June 30, 2022 consist of billings for student fees and receivables arising from grants and are summarized as follows:

Student charges	\$ 504,873
College Credit Plus program	1,402,647
Federal grants and contracts	740,095
Other	323,976
Allowance for doubtful accounts	(290,346)
Total	\$ 2,681,245

EDISON STATE COMMUNITY COLLEGE
NOTES TO THE FINANCIAL STATEMENTS
June 30, 2022

NOTE 5 - CAPITAL ASSETS

The following is a summary of changes in the capital assets and related accumulated depreciation during fiscal year 2022:

	Revised Balance June 30, 2021	Additions	Retirements/ Completed CIP	Balance June 30, 2022
Nondepreciable capital assets:				
Land	\$ 684,454	\$ -	\$ -	\$ 684,454
Construction in progress	106,693	1,643,471	(34,030)	1,716,134
Total nondepreciable capital assets	<u>791,147</u>	<u>1,643,471</u>	<u>(34,030)</u>	<u>2,400,588</u>
Depreciable capital assets:				
Land improvements	2,275,745	298,454	(262,320)	2,311,879
Buildings and improvements	19,765,259	143,780	(11,450)	19,897,589
Student conference center	6,202,987	-	(31,000)	6,171,987
Center for Excellence	7,138,503	-	-	7,138,503
Equipment	5,009,900	380,114	(549,297)	4,840,717
Internally developed software	227,055	-	-	227,055
Total depreciable capital assets	<u>40,619,449</u>	<u>822,348</u>	<u>(854,067)</u>	<u>40,587,730</u>
Less accumulated depreciation:				
Land improvements	885,973	96,524	(262,320)	720,177
Buildings and improvements	11,045,913	530,175	(11,450)	11,564,638
Student conference center	4,109,463	113,164	(31,000)	4,191,627
Center for Excellence	2,252,011	158,635	-	2,410,646
Equipment	3,835,504	368,398	(549,297)	3,654,605
Internally developed software	227,055	-	-	227,055
Total accumulated depreciation	<u>22,355,919</u>	<u>1,266,896</u>	<u>(854,067)</u>	<u>22,768,748</u>
Total depreciable capital assets - net	<u>18,263,530</u>	<u>(444,548)</u>	<u>-</u>	<u>17,818,982</u>
Right-to-use lease assets:				
Building Space	2,400,585	633,804	-	3,034,389
Total amortizable right-to-use lease assets	<u>2,400,585</u>	<u>633,804</u>	<u>-</u>	<u>3,034,389</u>
Less accumulated amortization:				
Building Space	356,216	265,078	-	621,294
Total accumulated amortization	<u>356,216</u>	<u>265,078</u>	<u>-</u>	<u>621,294</u>
Total right-to-use lease assets - net	<u>2,044,369</u>	<u>368,726</u>	<u>-</u>	<u>2,413,095</u>
Capital assets - Net	<u>\$ 21,099,046</u>	<u>\$ 1,567,649</u>	<u>\$ (34,030)</u>	<u>\$ 22,632,665</u>

Construction in progress represents the cost of work performed on the security project, theatre renovation, courtyard concept, and classroom 113 through June 30, 2022, including amounts invoiced but not yet paid. Remaining commitments for work yet to be completed totaled \$324,775 at June 30, 2022.

EDISON STATE COMMUNITY COLLEGE
NOTES TO THE FINANCIAL STATEMENTS
June 30, 2022

NOTE 6 - NONCURRENT LIABILITIES

Noncurrent liabilities as of June 30, 2022 are summarized as follows

	Revised			Balance	Current	Noncurrent
	Balance			June 30, 2022	Portion	Portion
	June 30, 2021	Additions	Reductions	June 30, 2022		
Bond obligations	\$ 1,615,000	\$ -	\$ 250,000	\$ 1,365,000	\$ 260,000	\$ 1,105,000
Unamortized bond premium	45,277	-	8,359	36,918	-	36,918
Leases	2,208,139	633,804	183,728	2,658,215	250,399	2,407,816
Total	3,868,416	633,804	442,087	4,060,133	510,399	3,549,734
Net pension liability	12,316,709	-	5,243,396	7,073,313	-	7,073,313
Compensated absences	704,205	145,683	-	849,888	571,888	278,000
Total	<u>\$ 16,889,330</u>	<u>\$ 779,487</u>	<u>\$ 5,685,483</u>	<u>\$ 11,983,334</u>	<u>\$ 1,082,287</u>	<u>\$ 10,901,047</u>

Bond Obligations: During the year ended June 30, 2007, the College issued General Receipts Bonds, series 2006 for \$4,060,000 that bear interest at rates between 4.0% to 5.0% and that mature in 2027. Proceeds were used for paying construction costs of the Emerson Center. The bonds are collateralized by a pledge of general receipts of the College.

In September 2014, the College issued \$2,860,000 of General Receipts Refunding Bonds, Series 2014 with an average interest rate of 2.37 percent, a portion of which was used to advance refund \$2,670,000 outstanding General Receipts Bonds, Series 2006 with an average interest rate of 4.75 percent.

The annual debt service requirements to maturity for the bonds payable are as follows:

Year Ending June 30	Principal	Interest	Total
2023	\$ 260,000	\$ 39,200	\$ 299,200
2024	265,000	31,325	296,325
2025	270,000	23,300	293,300
2026	280,000	14,700	294,700
2027	290,000	5,075	295,075
Total	<u>\$ 1,365,000</u>	<u>\$ 113,600</u>	<u>\$ 1,478,600</u>

In addition to the debt service payments presented above, the College recognized bond premiums of \$102,396 which are amortized on a straight line basis over the remaining lives of the bonds. Unamortized bond premiums at June 30, 2022 are \$36,918.

Leases - College as a lessee: The College, as a lessee, has entered into lease agreements involving renting building space for the Greenville and Troy Campuses. All leases were evaluated as of June 30, 2022 for compliance with GASB 87. The building rent for the Greenville and Troy campuses have been deemed significant by management and therefore reported as right-of-use lease assets of \$3,034,389, net of accumulated amortization of \$621,294, at June 30, 2022.

EDISON STATE COMMUNITY COLLEGE
NOTES TO THE FINANCIAL STATEMENTS
June 30, 2022

NOTE 6 - NONCURRENT LIABILITIES (Continued)

The future lease payments under these lease agreements are as follows:

Year Ending June 30	Principal	Interest	Total
2023	\$ 250,399	\$ 92,922	\$ 343,321
2024	267,036	83,709	350,745
2025	283,286	73,886	357,172
2026	301,467	63,456	364,923
2027	319,295	52,359	371,654
2027-2032	1,236,732	120,956	1,357,688
Total	<u>\$ 2,658,215</u>	<u>\$ 487,288</u>	<u>\$ 3,145,503</u>

Accrued Compensated Absences: The College provides vacation benefits to employees, as defined by each respective labor contract and administrative policy. The liability has been recorded based on the number of days available for each employee. Additionally, the College accrues unused sick days for those employees who have met the conditions of the plan at year end.

NOTE 7 - STATE SUPPORT

The College is a State-assisted institution of higher education which receives a student-based subsidy determined annually using a formula devised by the Ohio Board of Regents.

In addition to the student subsidies, the State of Ohio provides the funding for construction and renovation of major plant facilities on the College campus. The funding is obtained from the issuance of revenue bonds by the Ohio Public Facilities Commission (OPFC), which in turn provides for the construction and renovation of the facility by the Ohio Board of Regents. Upon completion of a construction project, the Board of Regents turns over control to the College which capitalizes the cost. Renovations are capitalized in the period incurred.

Neither the obligation for the revenue bonds issued by the OPFC nor the annual debt service charges for principal and interest on the bonds are reflected in the College's financial statements. These are currently being funded through appropriations to the Board of Regents by the Ohio General Assembly.

The facilities are not pledged as collateral for the revenue bonds. Instead, the bonds are supported by a pledge of monies in the Higher Education Bond Service Fund established in the custody of the Treasurer of State. If sufficient monies are not available from this fund, a requirement exists to assess a special student fee uniformly applicable to students in state-assisted institutions of higher education throughout the state.

NOTE 8 - RETIREMENT PLANS

College employees are covered by one of two retirement systems. The College faculty is covered by the State Teachers Retirement System of Ohio (STRS). Substantially all other employees are covered by the Ohio Public Employees' Retirement System (OPERS). These plans are statewide, multi-employer, cost sharing defined benefit plans. Employees may opt out of STRS or OPERS and participate in the alternative retirement plan (ARP) if they meet certain eligibility requirements.

NOTE 8 - RETIREMENT PLANS (Continued)

Net Pension Liability:

The net pension liability reported on the statement of net position represents a liability to employees for pensions. Pensions are a component of exchange transactions—between an employer and its employees—of salaries and benefits for employee services. Pensions are provided to an employee—on a deferred-payment basis—as part of the total compensation package offered by an employer for employee services each financial period. The obligation to sacrifice resources for pensions is a present obligation because it was created as a result of employment exchanges that already have occurred.

The net pension liability represents the College's proportionate share of each pension plan's collective actuarial present value of projected benefit payments attributable to past periods of service, net of each pension plan's fiduciary net position. The net pension liability calculation is dependent on critical long-term variables, including estimated average life expectancies, earnings on investments, cost of living adjustments and others. While these estimates use the best information available, unknowable future events require adjusting this estimate annually.

Ohio Revised Code limits the College's obligation for this liability to annually required payments. The College cannot control benefit terms or the way pensions are financed; however, the College does receive the benefit of employees' services in exchange for compensation including pension.

GASB Statement No. 68 assumes the liability is solely the obligation of the employer, because (1) they benefit from employee services; and (2) State statute requires all funding to come from these employers. All contributions to date have come solely from these employers (which also includes costs paid in the form of withholdings from employees). State statute requires the pension plans to amortize unfunded liabilities within 30 years. If the amortization period exceeds 30 years, each pension plan's board must propose corrective action to the State legislature. Any resulting legislative change to benefits or funding could significantly affect the net pension liability. Resulting adjustments to the net pension liability would be effective when the changes are legally enforceable.

The proportionate share of each plan's unfunded benefits is presented as a long-term *net pension liability* on the accrual basis of accounting. Any liability for contractually-required pension contributions outstanding at the end of the fiscal year is included in *accrued salaries, wages, and benefits*.

Plan Description - State Teachers Retirement System (STRS):

Plan Description – College licensed teachers and other faculty members participate in STRS Ohio, a cost-sharing multiple-employer public employee retirement system administered by STRS. STRS provides retirement and disability benefits to members and death and survivor benefits to beneficiaries. STRS issues a stand-alone financial report that includes financial statements, required supplementary information and detailed information about STRS' fiduciary net position. That report can be obtained by writing to STRS, 275 E. Broad St., Columbus, OH 43215-3771, by calling (888) 227-7877, or by visiting the STRS Web site at www.strsoh.org.

New members have a choice of three retirement plans; a Defined Benefit (DB) Plan, a Defined Contribution (DC) Plan and a Combined (CO) Plan. Benefits are established by Ohio Revised Code Chapter 3307.

The DB Plan offers an annual retirement allowance based on final average salary multiplied by a percentage that varies based on years of service. Effective August 1, 2015, the calculation will be 2.2% of final average salary for the five highest years of earnings multiplied by all years of service. Eligibility changes will be phased in until August 1, 2026, when retirement eligibility for unreduced benefits will be five years of service credit and age 65, or 35 years of service credit and at least age 60.

NOTE 8 - RETIREMENT PLANS (Continued)

Eligibility changes for DB Plan members who retire with actuarially reduced benefits will be phased in until August 1, 2026, when retirement eligibility will be 5 years of qualifying service credit and age 60, or 30 years of service credit regardless of age.

The DC Plan allows members to place all their member contributions and 9.53% of the 14% employer contributions into an investment account. The member determines how to allocate the member and employer money among various investment choices offered by STRS Ohio. The remaining 4.47% of the 14% employer rate is allocated to the defined benefit unfunded liability. A member is eligible to receive a retirement benefit at age 50 and termination of employment. The member may elect to receive a lifetime monthly annuity or a lump sum withdrawal.

The CO Plan offers features of both the DB Plan and the DC Plan. In the CO Plan, 12% of the 14% member rate is deposited into the member's DC account and the remaining 2% is applied to the DB Plan. Member contributions to the DC Plan are allocated among investment choices by the member, and contributions to the DB Plan from the employer and the member are used to fund the defined benefit payment at a reduced level from the regular DB Plan. The defined benefit portion of the CO Plan payment is payable to a member on or after age 60 with 5 years of service. The defined contribution portion of the account may be taken as a lump sum payment or converted to a lifetime monthly annuity at age 50 and after termination of employment.

New members who choose the DC Plan or CO Plan will have another opportunity to reselect a permanent plan during their fifth year of membership. Members may remain in the same plan or transfer to another STRS Ohio plan. The optional annuitization of a member's defined contribution account or the defined contribution portion of a member's CO Plan account to a lifetime benefit results in STRS Ohio bearing the risk of investment gain or loss on the account. STRS Ohio therefore has included all three plan options as one defined benefit plan for GASB Statement No. 68 reporting purposes.

A DB or CO Plan member with five or more years of credited service who is determined to be disabled may qualify for a disability benefit. New members on or after July 1, 2013 must have at least 10 years of qualifying service credit to apply for disability benefits. Members in the DC Plan who become disabled are entitled only to their account balance.

Eligible survivors of members who die before service retirement may qualify for monthly benefits. If a member of the DC Plan dies before retirement benefits begin, the member's designated beneficiary is entitled to receive the member's account balance.

Funding Policy – Employer and member contribution rates are established by the State Teachers Retirement Board and limited by Chapter 3307 of the Ohio Revised Code. For the fiscal year ended June 30, 2022, plan members were required to contribute 14% of their annual covered salary. The College was required to contribute 14%; the entire 14% was the portion used to fund pension obligations. The fiscal year 2022 contribution rates were equal to the statutory maximum rates.

The College's contractually required contributions to STRS was \$651,947 for fiscal year 2022. Of this amount, \$37,986 is reported in *accrued salaries, wages, and benefits* for fiscal year 2022.

NOTE 8 - RETIREMENT PLANS (Continued)

Plan Description - Ohio Public Employees' Retirement System (OPERS):

Plan Description – College employees who are not covered by STRS participate in OPERS. OPERS administers three separate pension plans. The traditional pension plan is a cost-share, multiple-employer defined benefit pension plan. The member-directed plan is a defined contribution plan and the combined plan is a cost-sharing, multiple-employer defined benefit plan with defined contribution features. While members (e.g., College employees) may elect the member-directed plan and the combined plan, the majority of employee members are in OPERS' traditional plan; therefore, the following disclosure focuses on the traditional pension plan.

OPERS provides retirement, disability, survivor and death benefits, and annual cost of living adjustments to members of the traditional plan. Authority to establish and amend benefits is provided by Chapter 145 of the ORC. OPERS issues a stand-alone financial report that includes financial statements, required supplementary information and detailed information about OPERS's fiduciary net position that may be obtained by visiting www.opers.org/financial/reports.shtml, by writing to the Ohio Public Employees Retirement System, 277 East Town Street, Columbus, Ohio 43215-4642, or by calling 800-222-7377.

Senate Bill (SB) 343 was enacted into law with an effective date of January 7, 2013. In the legislation, members were categorized into three groups with varying provisions of the law applicable to each group. The following table provides age and service requirements for retirement and the retirement formula applied to final average salary (FAS) for the three-member groups under the traditional plan as per the reduced benefits adopted by SB 343 (see OPERS' ACFR referenced above for additional information):

Group A Eligible to retire prior to January 7, 2013 or five year after January 7, 2013	Group B 20 years of service credit prior to January 7, 2013 or eligible to retire ten years after January 7, 2013	Group C Members not in other Groups and members hired on or after January 7, 2013
State and Local	State and Local	State and Local
Age and Service Requirements: Age 60 with 5 years of service credit or Age 55 with 25 years of service credit	Age and Service Requirements: Age 60 with 5 years of service credit or Age 55 with 25 years of service credit	Age and Service Requirements: Age 57 with 25 years of service credit or Age 62 with 5 years of service credit
Formula: 2.2% of FAS multiplied by years of service for the first 30 years and 2.5% for service years in excess of 30	Formula: 2.2% of FAS multiplied by years of service for the first 30 years and 2.5% for service years in excess of 30	Formula: 2.2% of FAS multiplied by years of service for the first 35 years and 2.5% for service years in excess of 35

Final average salary (FAS) represents the average of the three highest years of earnings over a member's career for Groups A and B. Group C is based on the average of the five highest years of earnings over a member's career.

Members who retire before meeting the age and years of service credit requirement for unreduced benefits receive a percentage reduction in the benefit amount.

When a benefit recipient has received benefits for 12 months, an annual cost of living adjustment (COLA) is provided. This COLA is calculated on the base retirement benefit at the date of retirement and is not compounded. For those retiring prior to January 7, 2013, the COLA will continue to be a 3% simple annual COLA. For those retiring subsequent to January 7, 2013, beginning in calendar year 2019, the COLA will be based on the average percentage increase in the Consumer Price Index, capped at 3%.

EDISON STATE COMMUNITY COLLEGE
NOTES TO THE FINANCIAL STATEMENTS
June 30, 2022

NOTE 8 - RETIREMENT PLANS (Continued)

Funding Policy – The ORC provides statutory authority for member and employer contributions. For fiscal year 2022, member contribution rates were 10% of salary and employer contribution rates were 14%. Employer contribution rates are expressed as a percentage of covered payroll. The College's contractually required contributions was \$730,413 for fiscal year 2022. Of this amount, \$66,542 is reported in *accrued salaries, wages, and benefits* for fiscal year 2022.

Pension Liabilities, Pension Expense, and Deferred Outflows of Resources and Deferred Inflows of Resources Related to Pensions:

At June 30, 2022, the College reported a liability for its proportionate share of the net pension liability of STRS and OPERS. The net pension liability presented as of June 30, 2022 was measured as of June 30, 2021 for the STRS plan and December 31, 2021 for the OPERS plan. The total pension liability used to calculate the net pension liability was determined by an actuarial valuation as of those dates. The College's proportion of the net pension liability was based on the College's share of contributions to the pension plan relative to the projected contributions of all participating entities. The following is information related to the College's proportionate share, pension expense, and deferred inflows and outflows reported for fiscal year 2022:

	STRS	OPERS	Total
Proportionate Share of the Net Pension Liability	\$ 4,473,041	\$ 2,600,272	\$ 7,073,313
Proportion of the Net Pension Liability	0.0349842%	0.0298868%	
Change in Proportion	0.0013144%	0.0017273%	
Pension Expense (Negative)	\$ (195,059)	\$ (348,100)	\$ (543,159)
 Deferred Outflows of Resources			
Differences between expected and actual experience	\$ 138,194	\$ 132,558	\$ 270,752
Change in assumptions	1,240,900	325,162	1,566,062
Change in College's proportionate share and difference in employer contributions	211,477	358,012	569,489
College contributions subsequent to the measurement date	651,947	376,009	1,027,956
	\$ 2,242,518	\$ 1,191,741	\$ 3,434,259
 Deferred Inflows of Resources			
Differences between expected and actual experience	\$ (28,038)	\$ (57,030)	\$ (85,068)
Net difference between projected and actual earnings on pension plan investments	(3,854,904)	(3,092,927)	(6,947,831)
Change in the College's proportionate share and difference in employer contributions	(146,773)	-	(146,773)
	\$ (4,029,715)	\$ (3,149,957)	\$ (7,179,672)

EDISON STATE COMMUNITY COLLEGE
NOTES TO THE FINANCIAL STATEMENTS
June 30, 2022

NOTE 8 - RETIREMENT PLANS (Continued)

\$1,027,956 reported as deferred outflows of resources related to pension at June 30, 2022 resulting from College contributions subsequent to the measurement date will be recognized as a reduction of the net pension liability in the year ending June 30, 2023. Other amounts reported as deferred outflows of resources and deferred inflows of resources related to pension will be recognized in pension expense as follows:

Year Ended June 30	STRS	OPERS	Total
2023	\$ (658,298)	\$ (123,818)	\$ (782,116)
2024	(516,905)	(991,123)	(1,508,028)
2025	(552,666)	(727,272)	(1,279,938)
2026	(711,275)	(492,012)	(1,203,287)
	\$ (2,439,144)	\$ (2,334,225)	\$ (4,773,369)

Actuarial Assumptions – STRS

The total pension liability in the June 30, 2021 actuarial valuation was determined using the following actuarial assumptions, applied to all periods included in the measurement:

Inflation	2.50%
Salary increases	12.50% at age 20 to 2.50% at age 65
Payroll increases	3.00%
Investment rate of return:	
Current measurement period	7.00%, net of investment expenses, including inflation
Prior measurement period	7.45%, net of investment expenses, including inflation
Discount rate of return:	
Current measurement period	7.00%
Prior measurement period	7.45%
Cost-of-living adjustments (COLA)	0%

Post-retirement mortality rates for are based on the RP-2014 Annuitant Mortality Table with 50% of rates through age 69, 70% of rates between ages 70 and 79, 90% of rates between ages 80 and 84, and 100% of rates thereafter, projected forward generationally using mortality improvement scale MP-2016. Pre-retirement mortality rates are based on RP-2014 Employee Mortality Table, projected forward generationally using mortality improvement scale MP-2016. Post-retirement disabled mortality rates are based on the RP-2014 Disabled Mortality Table with 90% of rates for males and 100% of rates for females, projected forward generationally using mortality improvement scale MP-2016.

The actuarial assumptions were based on the results of an actual experience study for the period July 1, 2011 through June 30, 2016.

EDISON STATE COMMUNITY COLLEGE
NOTES TO THE FINANCIAL STATEMENTS
June 30, 2022

NOTE 8 - RETIREMENT PLANS (Continued)

STRS' investment consultant develops an estimate range for the investment return assumption based on the target allocation adopted by the Retirement Board. The target allocation and long-term expected rate of return for each major asset class for the last valuation period are summarized as follows:

<u>Asset Class</u>	<u>Target Allocation</u>	<u>Long Term Expected Real Rate of Return*</u>
Domestic Equity	28.00 %	7.35 %
International Equity	23.00	7.55
Alternatives	17.00	7.09
Fixed Income	21.00	3.00
Real Estate	10.00	6.00
Liquidity Reserves	<u>1.00</u>	2.25
Total	<u>100.00 %</u>	

* 10-year annualized geometric nominal returns, which include the real rate of return and inflation of 2.25% and does not include investment expenses. Over a 30-year period, STRS' investment consultant indicates that the above target allocations should generate a return above the actuarial rate of return, without net value added by management.

Discount Rate – The discount rate used to measure the total pension liability was 7.00% as of June 30, 2021. The projection of cash flows used to determine the discount rate assumes member and employer contributions will be made at the statutory contribution rates in accordance with rate increases described above. For this purpose, only employer contributions that are intended to fund benefits of current plan members and their beneficiaries are included. Based on those assumptions, STRS' fiduciary net position was projected to be available to make all projected future benefit payments to current plan members as of June 30, 2021. Therefore, the long-term expected rate of return on pension plan investments of 7.00% was applied to all periods of projected benefit payment to determine the total pension liability as of June 30, 2021.

Sensitivity of the College's Proportionate Share of the Net Pension Liability to Changes in the Discount Rate – The following table presents the College's proportionate share of the net pension liability calculated using the current period discount rate of 7.00%, as well as what the College's proportionate share of the net pension liability would be if it were calculated using a discount rate that is one-percentage-point lower (6.00%) or one-percentage-point higher (8.00%) than the current rate used:

	<u>1% Decrease (6.00%)</u>	<u>Current Discount Rate (7.00%)</u>	<u>1% Increase (8.00%)</u>
College's proportionate share of the net pension liability	\$ 8,376,329	\$ 4,473,041	\$ 1,174,768

NOTE 8 - RETIREMENT PLANS (Continued)

Actuarial Assumptions – OPERS:

Actuarial valuations of an ongoing plan involve estimates of the values of reported amounts and assumptions about the probability of occurrence of events far into the future. Examples include assumptions about future employment, mortality, and cost trends. Actuarially determined amounts are subject to continual review or modification as actual results are compared with past expectations and new estimates are made about the future.

Projections of benefits for financial reporting purposes are based on the substantive plan (the plan as understood by the employers and plan members) and include the types of benefits provided at the time of each valuation. The total pension liability in the December 31, 2021 actuarial valuation was determined using the following actuarial assumptions:

Wage inflation:	
Current measurement period	2.75%
Prior measurement period	3.25%
Future salary increases, including inflation:	
Current measurement period	2.75% to 10.75%
Prior measurement period	3.25% to 10.75%
COLA or Ad Hoc COLA:	
Pre 1/7/2013 retirees	3.00% Simple
Post 1/7/2013 retirees:	
Current measurement period	3.00% Simple through 2022, then 2.05% Simple
Prior measurement period	0.50% Simple through 2021, then 2.15% Simple
Investment rate of return:	
Current measurement period	6.90%
Prior measurement period	7.20%
Actuarial cost method	Individual entry age

Pre-retirement mortality rates are based on 130% of the Pub-2010 General Employee Mortality tables (males and females). Post-retirement mortality rates are based on 115% of the PubG-2010 Retiree Mortality Tables (males and females). Post-retirement mortality rates for disabled retirees are based on the PubNS-2010 Disabled Retiree Mortality Tables (males and females). For all of the previously described tables, the base year is 2010 and mortality rates for a particular calendar year are determined by applying the MP-2020 mortality improvement scales (males and females) to all of these tables.

The most recent experience study was completed for the five-year period ended December 31, 2020.

During 2021, OPERS managed investments in three investment portfolios: the Defined Benefit portfolio, the Health Care portfolio and the Defined Contribution portfolio. The Defined Benefit portfolio contains the investment assets of the Traditional Pension Plan, the defined benefit component of the Combined Plan and the annuitized accounts of the Member-Directed Plan. Within the Defined Benefit portfolio, contributions into the plans are all recorded at the same time, and benefit payments all occur on the first of the month. Accordingly, the money-weighted rate of return is considered to be the same for all plans within the portfolio. The annual money-weighted rate of return expressing investment performance, net of investment expenses and adjusted for the changing amounts actually invested, for the Defined Benefit portfolio was a gain of 15.3% for 2021.

EDISON STATE COMMUNITY COLLEGE
NOTES TO THE FINANCIAL STATEMENTS
June 30, 2022

NOTE 8 - RETIREMENT PLANS (Continued)

The allocation of investment assets within the Defined Benefit portfolio is approved by the Board as outlined in the annual investment plan. Plan assets are managed on a total return basis with a long-term objective of achieving and maintaining a fully funded status for the benefits provided through the defined benefit pension plans. The long-term expected rate of return on defined benefit investment assets was determined using a building-block method in which best-estimate ranges of expected future real rates of return are developed for each major asset class. These ranges are combined to produce the long-term expected rate of return by weighting the expected future real rates of return by the target asset allocation percentage, adjusted for inflation. Best estimates of geometric real rates of return were provided by the Board's investment consultant. For each major asset class that is included in the Defined Benefit portfolio's target asset allocation as of December 31, 2021, these best estimates are summarized in the following table:

Asset Class	Target Allocation	Weighted Average Long-Term Expected Real Rate of Return
Fixed Income	24.00%	1.03%
Domestic Equities	21.00%	3.78%
Real Estate	11.00%	3.66%
Private Equity	12.00%	7.43%
International Equities	23.00%	4.88%
Risk Parity	5.00%	2.92%
Other Investments	<u>4.00%</u>	2.85%
Total	<u>100.00%</u>	4.21%

Discount Rate – The discount rate used to measure the total pension liability was 6.90% for the Traditional Pension Plan. The projection of cash flows used to determine the discount rate assumed that contributions from plan members and those of the contributing employers are made at the contractually required rates, as actuarially determined. Based on those assumptions, the pension plan's fiduciary net position was projected to be available to make all projected future benefit payments of current plan members. Therefore, the long-term expected rate of return on pension plan investments was applied to all periods of projected benefit payments to determine the total pension liability.

Sensitivity of the College's Proportionate Share of the Net Pension Liability to Changes in the Discount Rate – The following table presents the College's proportionate share of the net pension liability calculated using the current period discount rate of 6.90%, as well as what the College's proportionate share of the net pension liability would be if it were calculated using a discount rate that is one-percentage point lower (5.90%) and one-percentage point higher (7.90%) than the current rate used:

	1% Decrease (5.90%)	Current Discount Rate (6.90%)	1% Decrease (7.90%)
College's proportionate share of the net pension liability	\$ 6,855,727	\$ 2,600,272	\$ (940,836)

NOTE 8 - RETIREMENT PLANS (Continued)

Alternate Retirement Plans (“ARP”):

Certain full-time College faculty and unclassified staff have the option to choose the ARP in place of STRS or OPERS. The ARP is a defined contribution plan, which provides employees with the opportunity to establish individual retirement accounts with a defined group of investment options, with each participant having control of the assets and investment options associated with those assets. The administrators of the plan are the providers of the plan investment options. Authority to establish and amend benefits and contribution requirements for the ARP is provided by state statute per the Ohio Revised Code.

Under the provisions of the ARP, the required contribution rates of plan participants are equal to the contribution rates of employees who would otherwise participate in STRS or OPERS. The College contributes 9.5% of a participating faculty member’s compensation and 11.56% of participating non-faculty member’s compensation to the participant’s account. The College is also required to contribute an additional 4.47% of employees’ covered compensation to STRS and 2.44% of employees’ covered compensation to OPERS. Plan participants’ contributions to ARP plan providers were \$111,387 and the College contributions to the Plan providers amounted to \$100,055, respectively, for the year ended June 30, 2022. In addition, the amounts contributed to STRS and OPERS by the College on behalf of ARP participants were \$31,712, for the year ended June 30, 2022. Employees become fully vested in employer contributions to the ARP after three years, with no vesting provided for terms of service less than three years.

NOTE 9 - OTHER POSTEMPLOYMENT BENEFITS (OPEB)

Net OPEB Asset:

The net OPEB asset reported on the statement of net position represents assets for employees for OPEB. OPEB is a component of exchange transactions—between an employer and its employees—of salaries and benefits for employee services. OPEB are provided to an employee—on a deferred-payment basis—as part of the total compensation package offered by an employer for employee services each financial period. The obligation to sacrifice resources for OPEB is a present obligation because it was created as a result of employment exchanges that already have occurred.

The net OPEB asset represents the College’s proportionate share of each OPEB plan’s collective actuarial present value of projected benefit payments attributable to past periods of service, net of each OPEB plan’s fiduciary net position. The net OPEB asset calculation is dependent on critical long-term variables, including estimated average life expectancies, earnings on investments, cost of living adjustments, health care cost trend rates and others. While these estimates use the best information available, unknowable future events require adjusting these estimates annually.

Ohio Revised Code limits the College’s obligation for a potential OPEB liability to annually required payments. The College cannot control benefit terms or the manner in which OPEB are financed; however, the College does receive the benefit of employees’ services in exchange for compensation including OPEB.

GASB Statement No. 75 assumes the liability is solely the obligation of the employer, because they benefit from employee services. OPEB contributions come from these employers and health care plan enrollees which pay a portion of the health care costs in the form of a monthly premium. The Ohio Revised Code permits, but does not require, the retirement systems to provide healthcare to eligible benefit recipients. Any change to benefits or funding could significantly affect the net OPEB asset. Resulting adjustments to the net OPEB asset would be effective when the changes are legally enforceable. The retirement systems may allocate a portion of the employer contributions to provide for these OPEB benefits.

NOTE 9 - OTHER POSTEMPLOYMENT BENEFITS (OPEB) (Continued)

The proportionate share of each plan's fully-funded benefits as a long-term *net OPEB asset* on the accrual basis of accounting. Any liability for contractually-required OPEB contributions outstanding at the end of the fiscal year is included in *accrued salaries, wages, and benefits*.

Plan Description - State Teachers Retirement System (STRS):

Plan Description – The State Teachers Retirement System of Ohio (STRS) administers a cost-sharing Health Plan administered for eligible retirees who participated in the defined benefit or combined pension plans offered by STRS. Ohio law authorizes STRS Board to offer this plan.

Coverage under the current program includes hospitalization, physicians' fees and prescription drugs for Medicare beneficiaries. This program allows STRS Ohio to recover part of the cost for providing prescription coverage since all eligible STRS health care plans include creditable prescription drug coverage. The Plan is included in the report of STRS which can be obtained by visiting www.strsoh.org or by calling (888) 227-7877.

Funding Policy – Ohio Revised Code Chapter 3307 authorizes STRS to offer the Plan and gives the Retirement Board discretionary authority over how much, if any, of the health care costs will be absorbed by STRS. Active employee members do not contribute to the Health Care Plan. Nearly all health care plan enrollees, for the most recent year, pay a portion of the health care costs in the form of a monthly premium. Under Ohio law, funding for post-employment health care may be deducted from employer contributions, currently 14% of covered payroll. For the fiscal year ended June 30, 2022, STRS did not allocate any employer contributions to post-employment health care.

Plan Description - Ohio Public Employees' Retirement System (OPERS):

The OPERS administers three separate pension plans: the traditional pension plan, a cost-sharing, multiple-employer defined benefit pension plan; the member-directed plan, a defined contribution plan; and the combined plan, a cost-sharing, multiple-employer defined benefit pension plan that has elements of both a defined benefit and defined contribution plan.

OPERS maintains a cost-sharing, multiple-employer defined benefit post-employment health care trust, which funds multiple health care plans including medical coverage, prescription drug coverage and deposits to a Health Reimbursement Arrangement to qualifying benefit recipients of both the traditional pension and the combined plans. This trust is also used to fund health care for member-directed plan participants, in the form of a Retiree Medical Account (RMA). At retirement or refund, member directed plan participants may be eligible for reimbursement of qualified medical expenses from their vested RMA balance.

In order to qualify for postemployment health care coverage, age and service retirees under the traditional pension and combined plans must have twenty or more years of qualifying Ohio service credit. Health care coverage for disability benefit recipients and qualified survivor benefit recipients is available. The health care coverage provided by OPERS meets the definition of an Other Post Employment Benefit (OPEB) as described in GASB Statement 75. See OPERS' ACFR referenced below for additional information.

The ORC permits but does not require OPERS to provide health care to its eligible benefit recipients. Authority to establish and amend health care coverage is provided to the Board in Chapter 145 of the ORC.

Disclosures for the health care plan are presented separately in the OPERS financial report. Interested parties may obtain a copy by visiting www.opers.org/financial/reports.shtml, by writing to OPERS, 277 East Town Street, Columbus, Ohio 43215-4642, or by calling (614) 222-5601 or 800-222-7377.

EDISON STATE COMMUNITY COLLEGE
NOTES TO THE FINANCIAL STATEMENTS
June 30, 2022

NOTE 9 - OTHER POSTEMPLOYMENT BENEFITS (OPEB) (Continued)

Funding Policy – The ORC provides the statutory authority requiring public employers to fund postemployment health care through their contributions to OPERS. When funding is approved by OPERS' Board of Trustees, a portion of each employer's contribution to OPERS is set aside to fund OPERS health care plans. Beginning in 2018, health care is not being funded.

Employer contribution rates are expressed as a percentage of the earnable salary of active members. In 2022, state and local employers contributed at a rate of 14.0% of earnable salary. This is the maximum employer contribution rates permitted by the ORC. Active member contributions do not fund health care.

Each year, the OPERS Board determines the portion of the employer contribution rate that will be set aside to fund health care plans. The portion of Traditional Pension and Combined plans' employer contributions allocated to health care was zero for calendar year 2022. The OPERS Board is also authorized to establish rules for the retiree or their surviving beneficiaries to pay a portion of the health care provided. Payment amounts vary depending on the number of covered dependents and the coverage selected. The employer contribution as a percentage of covered payroll deposited into the RMA for participants in the Member-Directed Plan for 2022 was 4.0%.

OPEB Assets, OPEB Expense, and Deferred Outflows of Resources and Deferred Inflows of Resources Related to OPEB:

The net OPEB asset for STRS was measured as of June 30, 2021, and the total OPEB liability used to calculate the net OPEB asset was determined by an actuarial valuation as of that date. The net OPEB asset and total OPEB liability for OPERS were determined by an actuarial valuation as of December 31, 2020, rolled forward to the measurement date of December 31, 2021, by incorporating the expected value of health care cost accruals, the actual health care payment, and interest accruals during the year. The College's proportion of the net OPEB asset was based on the College's share of contributions to the respective retirement systems relative to the contributions of all participating entities. The following is information related to the College's proportionate share, OPEB expense, and deferred inflows and outflows reported for fiscal year 2022:

	STRS	OPERS	Total
Proportionate Share of the Net OPEB Asset	\$ 737,612	\$ 969,076	\$ 1,706,688
Proportion of the Net OPEB Asset	0.0349842%	0.0309397%	
Change in Proportion	0.0013144%	0.0022174%	
OPEB Expense (Negative)	\$ (72,715)	\$ (670,587)	(743,302)
Deferred Outflows of Resources			
Differences between expected and actual experience	\$ 26,264	\$ -	\$ 26,264
Change in assumptions	47,115	-	47,115
Difference between employer contributions and proportionate share of contributions	660	90,079	90,739
	\$ 74,039	\$ 90,079	\$ 164,118

EDISON STATE COMMUNITY COLLEGE
NOTES TO THE FINANCIAL STATEMENTS
June 30, 2022

NOTE 9 - OTHER POSTEMPLOYMENT BENEFITS (OPEB) (Continued)

Deferred Inflows of Resources

Differences between expected and actual experience	\$ (135,144)	\$ (146,995)	\$ (282,139)
Net difference between projected and actual earnings on OPEB plan investments	(204,454)	(461,989)	(666,443)
Change in assumptions	(440,040)	(392,271)	(832,311)
Difference between employer contributions and proportionate share of contributions	(48,684)	-	(48,684)
	<u>\$ (828,322)</u>	<u>\$ (1,001,255)</u>	<u>\$ (1,829,577)</u>

Other amounts reported as deferred outflows and inflows of resources related to OPEB will be recognized in OPEB expense as follows:

<u>Year Ended June 30</u>	<u>STRS</u>	<u>OPERS</u>	<u>Total</u>
2023	\$ (222,676)	\$ (541,289)	\$ (763,965)
2024	(217,558)	(202,596)	(420,154)
2025	(199,811)	(100,942)	(300,753)
2026	(85,956)	(66,349)	(152,305)
2027	(29,064)	-	(29,064)
2028	782	-	782
	<u>\$ (754,283)</u>	<u>\$ (911,176)</u>	<u>\$ (1,665,459)</u>

Actuarial Assumptions – STRS:

The total OPEB liability in the June 30, 2021 actuarial valuation was determined using the following assumptions, applied to all periods included in the measurement:

Salary increases	12.50% at age 20 to 2.50% at age 65	
Payroll increases	3.00%	
Investment rate of return:		
Current measurement period	7.00%, net of investment expenses, including inflation	
Prior measurement period	7.45%, net of investment expenses, including inflation	
Discount rate of return:		
Current measurement period	7.00%	
Prior measurement period	7.45%	
Health care cost trends	Initial	Ultimate
Medical		
Pre-Medicare	5.00%	4.00%
Medicare:		
Current measurement period	-16.18%	4.00%
Prior measurement period	-6.69%	4.00%
Prescription Drug		
Pre-Medicare	6.50%	4.00%
Medicare:		
Current measurement period	29.98%	4.00%
Prior measurement period	11.87%	4.00%

EDISON STATE COMMUNITY COLLEGE
NOTES TO THE FINANCIAL STATEMENTS
June 30, 2022

NOTE 9 - OTHER POSTEMPLOYMENT BENEFITS (OPEB) (Continued)

For healthy retirees the mortality rates are based on the RP-2014 Annuitant Mortality Table with 50% of rates through age 69, 70% of rates between ages 70 and 79, 90% of rates between ages 80 and 84, and 100% of rates thereafter, projected forward generationally using mortality improvement scale MP-2016. For disabled retirees, mortality rates are based on the RP-2014 Disabled Mortality Table with 90% of rates for males and 100% of rates for females, projected forward generationally using mortality improvement scale MP-2016.

Actuarial assumptions used in the June 30, 2021 valuation are based on the results of an actuarial experience study for the period July 1, 2011 through June 30, 2016.

STRS Ohio's investment consultant develops an estimate range for the investment return assumption based on the target allocation adopted by the Retirement Board. The target allocation and long-term expected rate of return for each major asset class for the last valuation period are summarized as follows:

Asset Class	Target Allocation	Long Term Expected Real Rate of Return*
Domestic Equity	28.00 %	7.35 %
International Equity	23.00	7.55
Alternatives	17.00	7.09
Fixed Income	21.00	3.00
Real Estate	10.00	6.00
Liquidity Reserves	1.00	2.25
Total	100.00 %	

* 10-year annualized geometric nominal returns, which include the real rate of return and inflation of 2.25%, but does not include investment expenses. Over a 30-year period, STRS Ohio's investment consultant indicates that the above target allocations should generate a return above the actuarial rate of return, without net value added by management.

Discount Rate – The discount rate used to measure the total OPEB liability was 7.00% as of June 30, 2021. The projection of cash flows used to determine the discount rate assumes STRS Ohio continues to allocate no employer contributions to the health care fund. Based on these assumptions, the OPEB plan's fiduciary net position was projected to be available to make all projected future benefit payments of current plan members as of June 30, 2021. Therefore, the long-term expected rate of return on OPEB plan assets of 7.00% was used to measure the total OPEB liability as of June 30, 2021.

Sensitivity of the College's Proportionate Share of the Net OPEB Asset to Changes in the Discount Rate and the Health Care Cost Trend Rates – The following table presents the College's proportionate share of the net OPEB asset for fiscal year 2022, calculated using the current period discount rate assumption of 7.00%, as well as what the College's proportionate share of the net OPEB asset would be if it were calculated using a discount rate that is one percentage point lower (6.00%) and one percentage point higher (8.00%) than the current rate.

	1% Increase (6.00%)	Current Discount Rate (7.00%)	1% Increase (8.00%)
College's proportionate share of the net OPEB asset	\$ 622,431	\$ 737,612	\$ 833,829

EDISON STATE COMMUNITY COLLEGE
NOTES TO THE FINANCIAL STATEMENTS
June 30, 2022

NOTE 9 - OTHER POSTEMPLOYMENT BENEFITS (OPEB) (Continued)

Also shown is the net OPEB asset as if it were calculated using health care cost trend rates that are one percentage point lower and one percentage point higher than the current health care cost trend rates:

	1% Decrease In Trend Rates	Current Trend Rates	1% Increase In Trend Rates
College's proportionate share of the net OPEB asset	\$ 829,931	\$ 737,612	\$ 623,452

Actuarial Assumptions – OPERS:

Actuarial valuations of an ongoing plan involve estimates of the value of reported amounts and assumptions about the probability of occurrence of events far into the future. Examples include assumptions about future employment, mortality, and cost trends. Actuarially determined amounts are subject to continual review or modification as actual results are compared with past expectations and new estimates are made about the future.

Projections of health care costs for financial reporting purposes are based on the substantive plan and include the types of coverages provided at the time of each valuation and the historical pattern of sharing of costs between OPERS and plan members. The total OPEB liability was determined by an actuarial valuation as of December 31, 2020, rolled forward to the measurement date of December 31, 2021. The actuarial valuation used the following actuarial assumptions applied to all prior periods included in the measurement in accordance with the requirements of GASB Statement No. 74:

Wage inflation:	
Current measurement period	2.75%
Prior measurement period	3.25%
Projected salary increases:	
Current measurement period	2.75% to 10.75%, including wage inflation
Prior measurement period	3.25% to 10.75%, including wage inflation
Single discount rate	6.00%
Investment rate of return	6.00%
Municipal bond rate:	
Current measurement period	1.84%
Prior measurement period	2.00%
Health care cost trend rate:	
Current measurement period	5.5% initial, 3.50% ultimate in 2034
Prior measurement period	8.5% initial, 3.50% ultimate in 2035
Actuarial cost method	Individual entry age

Pre-retirement mortality rates are based on 130% of the Pub-2010 General Employee Mortality tables (males and females). Post-retirement mortality rates are based on 115% of the PubG-2010 Retiree Mortality Tables (males and females). Post-retirement mortality rates for disabled retirees are based on the PubNS-2010 Disabled Retiree Mortality Tables (males and females). For all of the previously described tables, the base year is 2010 and mortality rates for a particular calendar year are determined by applying the MP-2020 mortality improvement scales (males and females) to all of these tables.

The most recent experience study was completed for the five-year period ended December 31, 2020.

EDISON STATE COMMUNITY COLLEGE
NOTES TO THE FINANCIAL STATEMENTS
June 30, 2022

NOTE 9 - OTHER POSTEMPLOYMENT BENEFITS (OPEB) (Continued)

During 2021, OPERS managed investments in three investment portfolios: the Defined Benefit portfolio, the Health Care portfolio and the Defined Contribution portfolio. The Defined Benefit portfolio contains the investment assets of the Traditional Pension Plan, the defined benefit component of the Combined Plan and the annuitized accounts of the Member-Directed Plan. Within the Health Care portfolio, contributions into the plans are assumed to be received continuously throughout the year based on the actual payroll payable at the time contributions are made, and health care-related payments are assumed to occur mid-year. Accordingly, the money-weighted rate of return is considered to be the same for all plans within the portfolio. The annual money-weighted rate of return expressing investment performance, net of investment expenses and adjusted for the changing amounts actually invested, for the Health Care portfolio was a gain of 14.3% for 2021.

The allocation of investment assets within the Health Care portfolio is approved by the Board as outlined in the annual investment plan. Assets are managed on a total return basis with a long-term objective of continuing to offer a sustainable health care program for current and future retirees. The System's primary goal is to achieve and maintain a fully funded status for benefits provided through the defined benefit pension plans. Health care is a discretionary benefit. The long-term expected rate of return on health care investment assets was determined using a building-block method in which best-estimate ranges of expected future real rates of return are developed for each major asset class. These ranges are combined to produce the long-term expected rate of return by weighting the expected future real rates of return by the target asset allocation percentage, adjusted for inflation. Best estimates of geometric real rates of return were provided by the Board's investment consultant. For each major asset class that is included in the Health Care portfolio's target asset allocation as of December 31, 2021, these best estimates are summarized in the following table:

Asset Class	Target Allocation	Weighted Average Long-Term Expected Real Rate of Return
Fixed Income	34.00%	0.91%
Domestic Equities	25.00%	3.78%
REITs	7.00%	3.71%
International Equities	25.00%	4.88%
Risk Parity	2.00%	2.92%
Other Investments	7.00%	1.93%
Total	100.00%	3.45%

Discount Rate. A single discount rate of 6.00% was used to measure the total OPEB liability on the measurement date of December 31, 2021. Projected benefit payments are required to be discounted to their actuarial present value using a single discount rate that reflects (1) a long-term expected rate of return on OPEB plan investments (to the extent that the health care fiduciary net position is projected to be sufficient to pay benefits), and (2) a tax-exempt municipal bond rate based on an index of 20-year general obligation bonds with an average AA credit rating as of the measurement date (to the extent that the contributions for use with the long-term expected rate are not met). This single discount rate was based on the actuarial assumed rate of return on the health care investment portfolio of 6.00% and a municipal bond rate of 1.84%. The projection of cash flows used to determine this single discount rate assumed that employer contributions will be made at rates equal to the actuarially determined contribution rate. Based on these assumptions, the health care fiduciary net position and future contributions were sufficient to finance health care costs through the year 2121. As a result, the actuarial assumed long-term expected rate of return on health care investments was applied to projected costs through the year 2121, the duration of the projection period through which projected health care payments are fully funded.

EDISON STATE COMMUNITY COLLEGE
NOTES TO THE FINANCIAL STATEMENTS
June 30, 2022

NOTE 9 - OTHER POSTEMPLOYMENT BENEFITS (OPEB) (Continued)

Sensitivity of the College's Proportionate Share of the Net OPEB Asset to Changes in the Discount Rate – The following table presents the College's proportionate share of the net OPEB asset for fiscal year 2022 calculated using the single discount rate of 6.00%, as well as what the College's proportionate share of the net OPEB asset if it were calculated using a discount rate that is 1.0% point lower (5.00%) or 1.0% point higher (7.00%) than the current rate:

	1% Decrease (5.00%)	Current Discount Rate (6.00%)	1% Increase (7.00%)
College's proportionate share of the net OPEB asset	\$ 569,909	\$ 969,076	\$ 1,300,394

Sensitivity of the College's Proportionate Share of the Net OPEB Asset to Changes in the Health Care Cost Trend Rate – Changes in the health care cost trend rate may also have a significant impact on the net OPEB asset. The following table presents the net OPEB asset calculated using the assumed trend rates, and the expected net OPEB asset if it were calculated using a health care cost trend rate that is 1.0% lower or 1.0% higher than the current rate.

Retiree health care valuations use a health care cost-trend assumption that changes over several years built into the assumption. The near-term rates reflect increases in the current cost of health care; the trend starting in 2022 is 5.50%. If this trend continues for future years, the projection indicates that years from now virtually all expenditures will be for health care. A more reasonable alternative is that in the not-too-distant future, the health plan cost trend will decrease to a level at, or near, wage inflation. On this basis, the actuaries project premium rate increases will continue to exceed wage inflation for approximately the next decade, but by less each year, until leveling off at an ultimate rate, assumed to be 3.50% in the most recent valuation.

	1% Decrease In Trend Rates	Current Trend Rates	1% Increase In Trend Rates
College's proportionate share of the net OPEB asset	\$ 979,550	\$ 969,076	\$ 956,654

NOTE 10 - INSURANCE

The College maintains comprehensive insurance coverage with private carriers for real property, building contents, and vehicles. Vehicle policies include liability coverage for bodily injury and property damage. The College also carries professional coverage for employees and its Board of Trustees. Over the past two years, settlement amounts related to these insured risks have been negligible.

Employee Group Medical/Surgical, Dental, and Vision Insurance

Medical/surgical, dental, and vision insurance is offered to employees through a self-insurance program.

Beginning July 1, 2020, the College changed from traditional insurance coverage to being a member of the JHP Health Benefits Program, a claims servicing pool, in which monthly premiums are paid to the fiscal agent who in turn pays the claims on the College's behalf. The claims liability of \$212,462 reported in Claims Payable at June 30, 2022 is based on an estimate provided by the third party administrator and the requirements of GASB Statement No. 10, *Accounting and Financial Reporting for Risk Financing and Related Insurance Issues*, as amended by GASB Statement No. 30, *Risk Financing Omnibus*, which requires that a liability for unpaid claim costs, including estimates of costs related to incurred, but not reported claims, be accrued at the estimated ultimate cost of settling the claims.

EDISON STATE COMMUNITY COLLEGE
NOTES TO THE FINANCIAL STATEMENTS
June 30, 2022

NOTE 10 - INSURANCE (Continued)

Changes in claims activity for the past two fiscal years is as follows:

Fiscal Year	Balance At Beginning of Year	Current Year Claims	Claim Payments	Balance at End of Year
2022	\$ 306,750	\$ 1,508,811	\$ (1,603,099)	\$ 212,462
2021	-	2,635,087	(2,328,337)	306,750

NOTE 11 - CONTINGENCIES

The College receives significant financial assistance from numerous federal and state agencies in the form of grants. The disbursement of funds received under these programs generally requires compliance with terms and conditions specified in the grant agreements and are subject to audit by the grantor agencies. Any disallowed claims resulting from such audits could become a liability. It is the opinion of management that any potential disallowance of claims would not have a significant effect on the financial statements.

NOTE 12 - FEDERAL DIRECT LENDING PROGRAM

The College distributed \$1,540,402 for student loans through the U.S. Department of Education federal direct lending program for the year ended June 30, 2022. These distributions and related funding source are not included as expenses or revenue in the accompanying financial statements.

NOTE 13 - RELATED ORGANIZATION

The Edison Foundation, Inc. (the "Foundation") is a separate not-for-profit entity organized for the purpose of promoting educational activities of the College. Since the resources held by the Foundation can be used only by and for the benefit of the College, the Foundation is considered a component unit of the College and is discretely presented in the College's financial statements. The up to 25-member board of the Foundation is self-perpetuating and consists of graduates and friends of the College. Amounts transferred to the College from the Foundation are recorded as nonoperating gifts in the accompanying financial statements.

The Foundation reports under FASB standards, including Accounting Standards Codification 958-205 (previously FASB Statement No. 117), *Financial Reporting for Not-for-Profit Organizations*. As such, certain revenue recognition criteria and presentation features are different from GASB revenue recognition criteria and presentation features. No modifications have been made to the Foundation's financial information in the College's financial reporting entity for these differences. Complete financial statements for the Foundation can be obtained from Edison State Community College, 1973 Edison Drive, Piqua, OH 45356.

The following is a summary of the Foundation's significant accounting and reporting policies presented to assist the reader in interpreting the financial statements and other data in this report.

Cash and Cash Equivalents: The Foundation considers all highly liquid investments purchased, including certificates of deposit and money market funds, to be cash equivalents. Cash equivalents includes \$175,748 of money market funds held in the investment portfolio excluded from investments, but included in the endowment fund as of June 30, 2022.

EDISON STATE COMMUNITY COLLEGE
NOTES TO THE FINANCIAL STATEMENTS
June 30, 2022

NOTE 13 - RELATED ORGANIZATION (Continued)

Contributions: Contributions, including unconditional promises to give in the future, are measured at fair value and reported as revenue when received or receivable. Conditional contributions are not recognized until the conditions are substantially met. Contributions with donor-imposed time or purpose restrictions are reported as support with donor restrictions. All other contributions are reported as support without donor restrictions. When a donor restriction expires, that is, when a stipulated time restriction ends, or purpose restriction is accomplished, net assets with donor restrictions are reclassified to net assets without donor restrictions and reported in the statements of activities as net assets released from restrictions.

Pledges Receivable: Pledges receivable that are expected to be collected within one year are recorded at net realizable value. Unconditional promises to give that are expected to be collected in future years are recorded at the present value of their estimated future cash flows. An allowance for uncollectible contributions is provided when evidence indicates amounts promised by donors may not be collectible. Based upon management's judgment, considering such factors as prior collection history, type of contribution, and nature of fundraising activity, the Foundation did not record an allowance for uncollectible pledges receivable as of June 30, 2022.

As of June 30, 2022, contributors to the Foundation have outstanding unconditional pledges totaling \$8,052. All pledges have been classified as net assets with donor restrictions since they will either expire or be fulfilled within a specified period of time. All pledges are due within one year and are considered to be fully collectible.

Investments: Investments are stated at fair value and the realized and unrealized gains and losses are reflected in the statements of activities. Donated investments are recorded at fair value on the date received or receivable. Realized gains or losses are determined based on the average cost method.

Net Assets: Net assets are classified into two categories: (1) Net assets without donor restrictions, which represent funds available for grants and expenses which are not otherwise limited by donor restrictions. When a donor-imposed restriction or condition is met in the same reporting period as received, the support is recorded as net assets without donor restrictions. These net assets may be designated for specific purposes by the Board of Directors. (2) Net assets with donor restrictions, which consist of contributed funds subject to specific donor-imposed restrictions contingent upon specific performance of a future event or a specific passage of time. Generally, these donor restrictions limit the use of these net assets to the scholarships and other College programs and capital projects of the College. Some donor restrictions are perpetual in nature whereby principal is to be maintained intact in perpetuity and that only the income from investment thereof can be expended either for the general purpose of the Foundation or purposes specified by the donor.

Investments by major types for the year ended June 30, 2022 are as follows:

Corporate bonds	\$ 451,499
Common stocks	1,904,988
Mutual funds - REITS	88,377
Mutual funds - Fixed income	362,899
Mutual funds - Equities	<u>100,020</u>
Total	<u>\$ 2,907,783</u>

GAAP requires certain assets and liabilities be reported at fair value in the financial statements and provides a framework for establishing that fair value. The framework for determining fair value is based on a hierarchy that prioritizes the inputs and valuation techniques used to measure fair value.

EDISON STATE COMMUNITY COLLEGE
NOTES TO THE FINANCIAL STATEMENTS
June 30, 2022

NOTE 13 - RELATED ORGANIZATION (Continued)

The following tables present information about the Foundation's assets measured at fair value on a recurring basis at June 30, 2022 and the valuation techniques used by the Foundation to determine those fair values.

Fair values determined by Level 1 inputs use quoted prices in active markets for identical assets or liabilities that the Foundation has the ability to access.

Fair values determined by Level 2 inputs use other inputs that are observable, either directly or indirectly. These Level 2 inputs include quoted prices for similar assets in active markets, and other inputs such as interest rates and yield curves that are observable at commonly quoted intervals.

Level 3 inputs are unobservable inputs, including inputs that are available in situations where there is little, if any, market activity for the related asset. These level 3 fair value measurements are based primarily on management's own estimates using pricing models, discounted cash flow methodologies, or similar techniques taking into account the characteristics of the asset.

In instances whereby inputs used to measure fair value fall into different levels in the above fair value hierarchy, fair value measurements in their entirety are categorized based on the lowest level input that is significant to the valuation. The Foundation's assessment of the significance of particular inputs to these fair value measurements requires judgment and considers factors specific to each asset.

The Foundation's policy is to recognize transfers between levels of the fair value hierarchy as of the end of the reporting period. For the year ended June 30, 2022, there were no transfers between levels of the fair value hierarchy.

	Fair Value Measurements			
	Quoted Prices in Active Markets for Identical Assets (Level 1)	Significant Other Observable Inputs (Level 2)	Significant Unobservable Inputs (Level 3)	Balance at June 30, 2022
Assets:				
Fixed income - Domestic (1)	\$ 362,899	\$ 451,499	\$ -	\$ 814,398
Equities - Domestic	2,005,008	-	-	2,005,008
Equities - REITs	88,377	-	-	88,377
	\$ 2,456,284	\$ 451,499	\$ -	\$ 2,907,783

(1) The fair value of certain fixed-income securities at June 30, 2022 was determined primarily based on Level 2 inputs. The Foundation estimates the fair value of these investments using quoted prices for similar assets in active markets. The fair value of the assets was determined primarily based on quoted market prices from the investment custodian.

Net realized and unrealized losses on investments were \$334,613 for the year ended June 30, 2022. There were no capital gains distributions during the year.

NOTE 14 – RELATED PARTY TRANSACTIONS

The College processes most of the Foundation's expenses and is periodically reimbursed for those checks written on the Foundation's behalf. For the year ended June 30, 2022, the College was reimbursed by the Foundation for \$21,716 of salaries expense paid by the College on the Foundation's behalf. The College received \$76,029 in grants from the Foundation during the year ended June 30, 2022. At June 30, 2022, the College had accounts receivable from the Foundation of \$22,403.

REQUIRED SUPPLEMENTARY INFORMATION

EDISON STATE COMMUNITY COLLEGE

Required Supplementary Information
Schedules of College's Proportionate Share of the Net Pension Liability
and College Pension Contributions
State Teachers Retirement System of Ohio

Measurement Date Fiscal Year (1) (2)	College's Proportion of the Net Pension Liability	College's Proportionate Share of the Net Pension Liability	College's Covered Payroll	College's Proportionate Share of the Net Pension Liability as a Percentage of its Covered Payroll	Plan Fiduciary Net Position as a Percentage of the Total Pension Liability
2015	0.040110%	\$ 9,756,043	\$ 3,717,594	262.43%	74.70%
2016	0.039131%	10,814,772	4,082,273	264.92%	72.10%
2017	0.037348%	12,501,491	3,804,950	328.56%	66.80%
2018	0.035439%	8,418,539	3,785,307	222.40%	75.30%
2019	0.034417%	7,567,447	3,786,035	199.88%	77.30%
2020	0.034256%	7,575,499	3,880,050	195.24%	77.40%
2021	0.033670%	8,146,900	3,910,500	208.33%	75.50%
2022	0.034984%	4,473,041	4,156,386	107.62%	87.80%

(1) Information prior to 2015 is not available. The College will continue to present information for years available until a full ten-year trend is compiled.

(2) Amounts presented for each year were determined as of the College's measurement date, which is the prior fiscal year-end.

Fiscal Year (3)	Contractually Required Contributions	Contributions in Relation to the Contractually Required Contributions	Contribution Deficiency (Excess)	College's Covered Payroll	Contributions as a Percentage of Covered Payroll
2014	\$ 514,545	\$ (514,545)	\$ -	\$ 3,717,594	13.84%
2015	558,455	(558,455)	-	4,082,273	13.68%
2016	532,693	(532,693)	-	3,804,950	14.00%
2017	529,943	(529,943)	-	3,785,307	14.00%
2018	530,045	(530,045)	-	3,786,035	14.00%
2019	543,207	(543,207)	-	3,880,050	14.00%
2020	547,470	(547,470)	-	3,910,500	14.00%
2021	581,894	(581,894)	-	4,156,386	14.00%
2022	651,947	(651,947)	-	4,656,764	14.00%

(3) The College elected not to present information prior to 2014. The College will continue to present information for years available until a full ten-year trend is compiled.

EDISON STATE COMMUNITY COLLEGE

Required Supplementary Information
 Schedules of College's Proportionate Share of the Net Pension Liability
 and College Pension Contributions
 Ohio Public Employees Retirement System - Traditional Pension Plan

Measurement Date Fiscal Year (1) (2)	College's Proportion of the Net Pension Liability	College's Proportionate Share of the Net Pension Liability	College's Covered Payroll	College's Proportionate Share of the Net Pension Liability as a Percentage of its Covered Payroll	Plan Fiduciary Net Position as a Percentage of the Total Pension Liability
2015	0.027064%	\$ 3,261,782	\$ 3,782,425	86.24%	86.45%
2016	0.023428%	4,050,419	4,042,817	100.19%	81.08%
2017	0.022273%	5,057,859	3,656,242	138.33%	77.25%
2018	0.023207%	3,640,668	3,665,736	99.32%	84.66%
2019	0.024844%	6,804,351	3,742,956	181.79%	74.70%
2020	0.025954%	5,130,004	3,950,921	129.84%	82.17%
2021	0.028160%	4,169,809	3,564,907	116.97%	86.88%
2022	0.029887%	2,600,272	4,514,657	57.60%	92.62%

(1) Information prior to 2015 is not available. The College will continue to present information for years available until a full ten-year trend is compiled.

(2) Amounts presented for each year were determined as of the College's measurement date, which is the prior fiscal year-end.

Fiscal Year (3)	Contractually Required Contributions	Contributions in Relation to the Contractually Required Contributions	Contribution Deficiency (Excess)	College's Covered Payroll	Contributions as a Percentage of Covered Payroll
2014	\$ 453,891	\$ (453,891)	\$ -	\$ 3,782,425	12.00%
2015	485,138	(485,138)	-	4,042,817	12.00%
2016	438,749	(438,749)	-	3,656,242	12.00%
2017	458,217	(458,217)	-	3,665,736	12.50%
2018	505,299	(505,299)	-	3,742,956	13.50%
2019	553,129	(553,129)	-	3,950,921	14.00%
2020	499,087	(499,087)	-	3,564,907	14.00%
2021	632,052	(632,052)	-	4,514,657	14.00%
2022	730,413	(730,413)	-	5,217,236	14.00%

(3) The College elected not to present information prior to 2014. The College will continue to present information for years available until a full ten-year trend is compiled.

EDISON STATE COMMUNITY COLLEGE

Required Supplementary Information
Schedules of College's Proportionate Share of the Net OPEB Liability (Asset)
and College OPEB Contributions
State Teachers Retirement System of Ohio

Measurement Date Fiscal Year (1) (2)	College's Proportion of the Net OPEB Liability (Asset)	College's Proportionate Share of the Net OPEB Liability (Asset)	College's Covered Payroll	College's Proportionate Share of the Net OPEB Liability (Asset) as a Percentage of its Covered Payroll	Plan Fiduciary Net Position as a Percentage of the Total OPEB Liability (Asset)
2017	0.037348%	\$ 1,997,379	\$ 3,804,950	52.49%	37.33%
2018	0.035439%	1,382,688	3,785,307	36.53%	47.11%
2019	0.034417%	(553,041)	3,786,035	(14.61%)	176.00%
2020	0.034256%	(567,362)	3,880,050	(14.62%)	174.74%
2021	0.033670%	(591,747)	3,910,500	(15.13%)	182.13%
2022	0.034984%	(737,612)	4,156,386	(17.75%)	174.73%

(1) Information prior to 2017 is not available. The College will continue to present information for years available until a full ten-year trend is compiled.

(2) Amounts presented for each year were determined as of the College's measurement date, which is the prior fiscal year-end.

Fiscal Year (3)	Contractually Required Contributions (4)	Contributions in Relation to the Contractually Required Contributions	Contribution Deficiency (Excess)	College's Covered Payroll	Contributions as a Percentage of Covered Payroll
2016	\$ -	\$ -	\$ -	3,804,950	0.00%
2017	-	-	-	3,785,307	0.00%
2018	-	-	-	3,786,035	0.00%
2019	-	-	-	3,880,050	0.00%
2020	-	-	-	3,910,500	0.00%
2021	-	-	-	4,156,386	0.00%
2022	-	-	-	4,656,764	0.00%

(3) The College elected not to present information prior to 2016. The College will continue to present information for years available until a full ten-year trend is compiled.

(4) STRS allocated the entire 14% employer contribution rate toward pension benefits.

EDISON STATE COMMUNITY COLLEGE

Required Supplementary Information
Schedules of College's Proportionate Share of the Net OPEB Liability (Asset)
and College OPEB Contributions
Ohio Public Employees Retirement System

Measurement Date Fiscal Year (1) (2)	College's Proportion of the Net OPEB Liability (Asset)	College's Proportionate Share of the Net OPEB Liability (Asset)	College's Covered Payroll	College's Proportionate Share of the Net OPEB Liability (Asset) as a Percentage of its Covered Payroll	Plan Fiduciary Net Position as a Percentage of the Total OPEB Liability (Asset)
2017	0.023389%	\$ 2,362,330	\$ 3,656,242	64.61%	54.05%
2018	0.024050%	2,611,606	3,665,736	71.24%	54.14%
2019	0.025679%	3,347,904	3,742,956	89.45%	46.33%
2020	0.026865%	3,710,782	3,950,921	93.92%	47.80%
2021	0.028722%	(511,712)	3,564,907	(14.35%)	115.57%
2022	0.030940%	(969,076)	4,514,657	(21.47%)	128.23%

(1) Information prior to 2017 is not available. The College will continue to present information for years available until a full ten-year trend is compiled.

(2) Amounts presented for each year were determined as of the College's measurement date, which is the prior fiscal year-end.

Fiscal Year (3)	Contractually Required Contributions	Contributions in Relation to the Contractually Required Contributions	Contribution Deficiency (Excess)	College's Covered Payroll	Contributions as a Percentage of Covered Payroll
2016	\$ 65,433	\$ (65,433)	\$ -	\$ 3,656,242	2.00%
2017	34,256	(34,256)	-	3,665,736	1.50%
2018	-	-	-	3,742,956	0.50%
2019	-	-	-	3,950,921	0.00%
2020	-	-	-	3,564,907	0.00%
2021	-	-	-	4,514,657	0.00%
2022	-	-	-	5,217,236	0.00%

(3) The College elected not to present information prior to 2016. The College will continue to present information for years available until a full ten-year trend is compiled.

STATE TEACHERS RETIREMENT SYSTEM OF OHIO

Notes to Pension Information

Changes of Benefit Terms

For measurement year 2017, the COLA was reduced to zero.

Changes of Assumptions

For measurement year 2017, changes in assumptions were made based upon an updated experience study that was completed for the five-year period ended June 30, 2016. Significant changes included a reduction of the discount rate from 7.75% to 7.45%, the inflation assumption was lowered from 2.75% to 2.50%, the payroll growth assumption was lowered to 3.00%, and total salary increases rate was lowered by decreasing the merit component of the individual salary increases, in addition to a decrease of 0.25% due to lower inflation. The health and disabled mortality assumptions were updated to the RP-2014 mortality tables with generational improvement scale MP-2016. Rates of retirement, termination and disability were modified to better reflect anticipated future experience.

For measurement year 2021, the discount rate was adjusted to 7.00% from 7.45%.

Notes to OPEB Information

Changes of Benefit Terms

For measurement year 2017, the subsidy multiplier for non-Medicare benefit recipients was reduced from 2.1% to 1.9% per year of service. Medicare Part B premium reimbursements were discontinued for certain survivors and beneficiaries and all remaining Medicare Part B premium reimbursements will be discontinued beginning January 1, 2019.

For measurement year 2018, the subsidy multiplier for non-Medicare benefit recipients was increased from 1.9% to 1.944% per year of service effective January 1, 2019. The non-Medicare frozen subsidy base premium was increased effective January 1, 2019 and all remaining Medicare Part B premium reimbursements will be discontinued beginning January 1, 2020.

For measurement year 2019, there was no change to the claims cost process. Claims curves were trended to the fiscal year ending June 30, 2020 to reflect the current price renewals. The non-Medicare subsidy percentage was increased effective January 1, 2020 from 1.944% to 1.984% per year of service. The non-Medicare frozen subsidy base premium was increased effective January 1, 2020. The Medicare subsidy percentages were adjusted effective January 1, 2021 to 2.1% for the Medicare plan. The Medicare Part B monthly reimbursement elimination date was postponed to January 1, 2021.

For measurement year 2020, there was no change to the claims costs process. Claim curves were trended to the fiscal year ending June 30, 2021 to reflect the current price renewals. The non-Medicare subsidy percentage was increased effective January 1, 2021 from 1.984% to 2.055% per year of service. The non-Medicare frozen subsidy base premium was increased effective January 1, 2021. The Medicare subsidy percentages were adjusted effective January 1, 2021 to 2.1% for the AMA Medicare plan. The Medicare Part B monthly reimbursement elimination date was postponed indefinitely.

For measurement year 2021, the non-Medicare subsidy percentage was increased effective January 1, 2022 from 2.055% to 2.10%. The non-Medicare frozen subsidy base premium was increased effective January 1, 2022. The Medicare Part D subsidy was updated to reflect it is expected to be negative in CY2022. The Part B monthly reimbursement elimination date was postponed indefinitely.

Changes of Assumptions

For measurement year 2017, the discount rate was increased from 3.26% to 4.13% based on the methodology defined under GASB Statement No. 74, *Financial Reporting for Postemployment Benefit Plans Other Than Pension Plans (OPEB)*, and the long-term expected rate of return was reduced from 7.75% to 7.45%. Valuation year per capita health care costs were updated, and the salary scale was modified. The percentage of future retirees electing each option was updated based on current data and the percentage of future disabled retirees and terminated vested participants electing health coverage were decreased. The assumed mortality, disability, retirement, withdrawal and future health care cost trends were modified along with the portion of rebated prescription drug costs.

For measurement year 2018, the discount rate was increased from the blended rate of 4.13% to the long-term expected rate of return of 7.45% based on the methodology defined under GASB Statement No. 74. Valuation year per capita health care costs were updated.

For measurement year 2021, the discount rate was adjusted to 7.00% from 7.45%.

OHIO PUBLIC EMPLOYEES' RETIREMENT SYSTEM

Notes to Pension Information

Changes of Benefit Terms

None noted.

Changes of Assumptions

For measurement year 2016, changes in assumptions were made based upon an updated experience study that was completed for the five-year period ended December 31, 2015. Significant changes included a reduction of the discount rate from 8.00% to 7.50%, a reduction in the wage inflation rate from 3.75% to 3.25%, and total salary increases rate was lowered by decreasing the merit component of the individual salary increases, in addition to a decrease of 0.50% due to lower inflation. The health and disabled mortality assumptions were transitioned from the RP-2000 mortality tables to the RP-2014 mortality tables. Rates of retirement, termination and disability were modified to better reflect anticipated future experience.

For measurement year 2018, a reduction of the discount rate was made from 7.50% to 7.20%.

For measurement year 2021, changes in assumptions were made based upon an updated experience study that was completed for the five-year period ended December 31, 2020. Significant changes included a reduction of the discount rate from 7.20% to 6.90%, a reduction in the wage inflation rate from 3.25% to 2.75%, and total salary increases rate was lowered by decreasing the merit component of the individual salary increases, in addition to a decrease of 0.50% due to lower inflation. The health and disabled mortality assumptions were transitioned from the RP-2014 mortality tables to the Pub-2010 mortality tables. Rates of retirement, termination and disability were modified to better reflect anticipated future experience.

Notes to OPEB Information

Changes of Benefit Terms

None noted.

EDISON STATE COMMUNITY COLLEGE
NOTES TO REQUIRED SUPPLEMENTARY INFORMATION
June 30, 2022

Changes of Assumptions

For measurement year 2017, the single discount rate changed from 4.23% to 3.85%.

For measurement year 2018, the single discount rate increased from 3.85% to 3.96%, the investment rate of return was reduced from 6.50% to 6.00%, and the health care cost trend rate changed from 7.5% initial, 3.25% ultimate in 2028 to 10.0% initial, 3.25% ultimate in 2029.

For measurement year 2019, the single discount rate was reduced from 3.96% to 3.16% and the health care cost trend rate changed from 10.0% initial, 3.25% ultimate in 2029 to 10.5% initial, 3.50% ultimate in 2030.

For measurement year 2020, the single discount rate increased from 3.16% to 6.00% and the health care cost trend rate changed from 10.5% initial, 3.50% ultimate in 2030 to 8.5% initial, 3.50% ultimate in 2035.

For measurement year 2021, changes in assumptions were made based upon an updated experience study that was completed for the five-year period ended December 31, 2020. Significant changes included a reduction in the wage inflation rate from 3.25% to 2.75%, lowering of the total salary increases rate by decreasing the merit component of the individual salary increases, in addition to a decrease of 0.50% due to lower inflation, and the health care cost trend rate changing from 8.5% initial, 3.50% ultimate in 2035 to 5.5% initial, 3.50% ultimate in 2034.

SUPPLEMENTAL INFORMATION

**INDEPENDENT AUDITORS' REPORT ON INTERNAL CONTROL OVER
FINANCIAL REPORTING AND ON COMPLIANCE AND OTHER MATTERS
BASED ON AN AUDIT OF FINANCIAL STATEMENTS PERFORMED IN
ACCORDANCE WITH GOVERNMENT AUDITING STANDARDS**

Board of Trustees
Edison State Community College
Piqua, Ohio

We have audited, in accordance with the auditing standards generally accepted in the United States of America and the standards applicable to financial audits contained in *Government Auditing Standards* issued by the Comptroller General of the United States (*Government Auditing Standards*), the financial statements of the business-type activities and the discretely presented component unit of Edison State Community College (the College), as of and for the year ended June 30, 2022, and the related notes to the financial statements, which collectively comprise the College's basic financial statements, and have issued our report thereon dated October 13, 2022, wherein we noted the College adopted the provisions of GASB Statement No. 87.

Report on Internal Control Over Financial Reporting

In planning and performing our audit of the financial statements, we considered the College's internal control over financial reporting (internal control) as a basis for designing audit procedures that are appropriate in the circumstances for the purpose of expressing our opinions on the financial statements, but not for the purpose of expressing an opinion on the effectiveness of the College's internal control. Accordingly, we do not express an opinion on the effectiveness of the College's internal control.

A deficiency in internal control exists when the design or operation of a control does not allow management or employees, in the normal course of performing their assigned functions, to prevent, or detect and correct, misstatements on a timely basis. A *material weakness* is a deficiency, or a combination of deficiencies, in internal control, such that there is a reasonable possibility that a material misstatement of the entity's financial statements will not be prevented, or detected and corrected, on a timely basis. A *significant deficiency* is a deficiency, or a combination of deficiencies, in internal control that is less severe than a material weakness, yet important enough to merit attention by those charged with governance.

Our consideration of internal control was for the limited purpose described in the first paragraph of this section and was not designed to identify all deficiencies in internal control that might be material weaknesses or significant deficiencies. Given these limitations, during our audit we did not identify any deficiencies in internal control that we consider to be material weaknesses. However, material weaknesses or significant deficiencies may exist that were not identified.

Report on Compliance and Other Matters

As part of obtaining reasonable assurance about whether the College's financial statements are free from material misstatement, we performed tests of its compliance with certain provisions of laws, regulations, contracts, and grant agreements, noncompliance with which could have a direct and material effect on the financial statements. However, providing an opinion on compliance with those provisions was not an objective of our audit, and accordingly, we do not express such an opinion. The results of our tests disclosed no instances of noncompliance or other matters that are required to be reported under *Government Auditing Standards*.

Purpose of This Report

The purpose of this report is solely to describe the scope of our testing of internal control and compliance and the results of that testing, and not to provide an opinion on the effectiveness of the College's internal control or on compliance. This report is an integral part of an audit performed in accordance with *Government Auditing Standards* in considering the College's internal control and compliance. Accordingly, this communication is not suitable for any other purpose.

Clark, Schaefer, Hackett & Co.

Springfield, Ohio
October 13, 2022

**INDEPENDENT AUDITORS' REPORT ON COMPLIANCE FOR EACH
MAJOR FEDERAL PROGRAM AND REPORT ON INTERNAL CONTROL
OVER COMPLIANCE REQUIRED BY THE UNIFORM GUIDANCE**

Board of Trustees
Edison State Community College
Piqua, Ohio

Report on Compliance for Each Major Federal Program***Opinion on Each Major Federal Program***

We have audited Edison State Community College's (the College) compliance with the types of compliance requirements identified as subject to audit in the OMB *Compliance Supplement* that could have a direct and material effect on each of the College's major federal programs for the year ended June 30, 2022. The College's major federal programs are identified in the summary of auditors' results section of the accompanying schedule of findings and questioned costs.

In our opinion, the College complied, in all material respects, with the compliance requirements referred to above that could have a direct and material effect on each of its major federal programs for the year ended June 30, 2022.

Basis for Opinion on Each Major Federal Program

We conducted our audit of compliance in accordance with auditing standards generally accepted in the United States of America (GAAS); the standards applicable to financial audits contained in *Government Auditing Standards* issued by the Comptroller General of the United States (*Government Auditing Standards*); and the audit requirements of Title 2 U.S. *Code of Federal Regulations* Part 200, *Uniform Administrative Requirements, Cost Principles, and Audit Requirements for Federal Awards* (Uniform Guidance). Our responsibilities under those standards and the Uniform Guidance are further described in the Auditors' Responsibilities for the Audit of Compliance section of our report.

We are required to be independent of the College and to meet our other ethical responsibilities, in accordance with relevant ethical requirements relating to our audit. We believe that the audit evidence we have obtained is sufficient and appropriate to provide a basis for our opinion on compliance for each major federal program. Our audit does not provide a legal determination of the College's compliance with the compliance requirements referred to above.

Responsibilities of Management for Compliance

Management is responsible for compliance with the requirements referred to above and for the design, implementation, and maintenance of effective internal control over compliance with the requirements of laws, statutes, regulations, rules and provisions of contracts or grant agreements applicable to the College's federal programs.

Auditors' Responsibilities for the Audit of Compliance

Our objectives are to obtain reasonable assurance about whether material noncompliance with the compliance requirements referred to above occurred, whether due to fraud or error, and express an opinion on the College's compliance based on our audit. Reasonable assurance is a high level of assurance but is not absolute assurance and therefore is not a guarantee that an audit conducted in accordance with GAAS, *Government Auditing Standards*, and the Uniform Guidance will always detect material noncompliance when it exists. The risk of not detecting material noncompliance resulting from fraud is higher than for that resulting from error, as fraud may involve collusion, forgery, intentional omissions, misrepresentations, or the override of internal control. Noncompliance with the compliance requirements referred to above is considered material, if there is a substantial likelihood that, individually or in the aggregate, it would influence the judgment made by a reasonable user of the report on compliance about the College's compliance with the requirements of each major federal program as a whole.

In performing an audit in accordance with GAAS, *Government Auditing Standards*, and the Uniform Guidance, we

- exercise professional judgment and maintain professional skepticism throughout the audit.
- identify and assess the risks of material noncompliance, whether due to fraud or error, and design and perform audit procedures responsive to those risks. Such procedures include examining, on a test basis, evidence regarding the College's compliance with the compliance requirements referred to above and performing such other procedures as we considered necessary in the circumstances.
- obtain an understanding of the College's internal control over compliance relevant to the audit in order to design audit procedures that are appropriate in the circumstances and to test and report on internal control over compliance in accordance with the Uniform Guidance, but not for the purpose of expressing an opinion on the effectiveness of the College's internal control over compliance. Accordingly, no such opinion is expressed.

We are required to communicate with those charged with governance regarding, among other matters, the planned scope and timing of the audit and any significant deficiencies and material weaknesses in internal control over compliance that we identified during the audit.

Report on Internal Control Over Compliance

A deficiency in internal control over compliance exists when the design or operation of a control over compliance does not allow management or employees, in the normal course of performing their assigned functions, to prevent, or detect and correct, noncompliance with a type of compliance requirement of a federal program on a timely basis. *A material weakness in internal control over compliance* is a deficiency, or a combination of deficiencies, in internal control over compliance, such that there is a reasonable possibility that material noncompliance with a type of compliance requirement of a federal program will not be prevented, or detected and corrected, on a timely basis. *A significant deficiency in internal control over compliance* is a deficiency, or a combination of deficiencies, in internal control over compliance with a type of compliance requirement of a federal program that is less severe than a material weakness in internal control over compliance, yet important enough to merit attention by those charged with governance.

Our consideration of internal control over compliance was for the limited purpose described in the Auditors' Responsibilities for the Audit of Compliance section above and was not designed to identify all deficiencies in internal control over compliance that might be material weaknesses or significant deficiencies in internal control over compliance. Given these limitations, during our audit we did not identify any deficiencies in internal control over compliance that we consider to be material weaknesses, as defined above. However, material weaknesses or significant deficiencies in internal control over compliance may exist that were not identified.

Our audit was not designed for the purpose of expressing an opinion on the effectiveness of internal control over compliance. Accordingly, no such opinion is expressed.

The purpose of this report on internal control over compliance is solely to describe the scope of our testing of internal control over compliance and the results of that testing based on the requirements of the Uniform Guidance. Accordingly, this report is not suitable for any other purpose.

Clark, Schaefer, Hackett & Co.

Springfield, Ohio
October 13, 2022

Edison State Community College
Schedule of Expenditures of Federal Awards
For the Year Ended June 30, 2022

Federal Grantor/Pass Through Grantor/Program Title	Grant or Pass Through Number	Assistance Listing Number	Expenditures
<u>U.S. Department of Education</u>			
<u>Student Financial Assistance Cluster:</u>			
Federal Supplemental Educational Opportunity Grants	(1)	84.007	\$ 105,864
Federal Work-Study Program	(1)	84.033	25,701
Federal Pell Grant Program	(1)	84.063	2,666,427
Federal Direct Student Loans	(1)	84.268	<u>1,540,402</u>
Total Student Financial Assistance Cluster			<u>4,338,394</u>
<i>Passed through Ohio Department of Education:</i>			
Career and Technical Education - Basic Grants to States	U.S.A.S #524	84.048	<u>89,928</u>
COVID-19 - Education Stabilization Fund:			
<i>Passed through Ohio Department of Higher Education:</i>			
Governor's Emergency Education Relief (GEER) Fund	N/A	84.425C	14,539
Higher Education Emergency Relief Fund (HEERF) Student Aid Portion	(1)	84.425E	2,658,576
HEERF Institutional Portion	(1)	84.425F	3,064,357
HEERF Strengthening Institutions Program	(1)	84.425M	<u>244,409</u>
Total Education Stabilization Fund			<u>5,981,881</u>
Total U.S. Department of Education			<u>10,410,203</u>
<u>U.S. Department of Labor</u>			
<i>Passed through West Central Ohio Manufacturing Partnership:</i>			
H-1B Job Training Grants	HG-33034-19-60-A-39	17.268	38,459
<i>Passed through American Association of Community Colleges:</i>			
Apprenticeship USA Grants	AP-33025-19-75-A-11	17.285	<u>67,054</u>
Total U.S. Department of Labor			<u>105,513</u>
<u>U.S. Department of Health and Human Services</u>			
<u>CCDF Cluster:</u>			
<i>Passed through Ohio Department of Jobs and Family Services:</i>			
Child Care and Development Block Grant	N/A	93.575	<u>15,089</u>
Total U.S. Department of Health and Human Services			<u>15,089</u>
TOTAL EXPENDITURES OF FEDERAL AWARDS			<u>\$ 10,530,805</u>

(1) - Direct Award

EDISON STATE COMMUNITY COLLEGE
NOTES TO THE SCHEDULE OF EXPENDITURES OF FEDERAL AWARDS
Year Ended June 30, 2022

NOTE 1 - GENERAL

The accompanying schedule of expenditures of federal awards (the "Schedule") includes the federal grant activity of Edison State Community College under programs of the federal government for the year ended June 30, 2022. The information in this Schedule is presented in accordance with the requirements of Title 2 U.S. *Code of Federal Regulations* Part 200, *Uniform Administrative Requirements, Cost Principles, and Audit Requirements for Federal Awards* (Uniform Guidance). Because the Schedule presents only a selected portion of the operations of Edison State Community College, it is not intended to and does not present the financial position, changes in net position, or cash flows of Edison State Community College.

NOTE 2 – BASIS OF ACCOUNTING

The accompanying Schedule of Expenditures of Federal Awards is presented using the accrual basis of accounting, which is described in Note 1 to the College's financial statements. Expenditures are recognized following the cost principles contained in Title 2 U.S. *Code of Federal Regulations* Part 200, *Uniform Administrative Requirements, Cost Principles, and Audit Requirements for Federal Awards*, wherein certain types of expenditures are not allowable or are limited as to reimbursement. Negative amounts shown on the Schedule represent adjustments or credits made in the normal course of business to amounts reported as expenditures in prior years. Pass-through entity identifying numbers are presented where available. In addition, the College did not pass-through any federal awards to subrecipients during the year ended June 30, 2022.

The College has elected not to use the 10 percent de minimus indirect cost rate to recover indirect costs as allowed under the Uniform Guidance.

NOTE 3 – FEDERAL WORK-STUDY AND FEDERAL SEOG WAIVER

For the year ended June 30, 2022, the College received a waiver from the Department of Education for the Institutional Share Requirement under the Federal Work-study and Federal Supplemental Educational Opportunity Grant programs.

NOTE 4 – LOAN PROGRAMS

The College originates but does not provide funding under the Direct Loan Program. The amount presented represents the value of new Direct Loans awarded by the Department of Education during the year.

Section I – Summary of Auditors’ Results

Financial Statements

Type of auditors’ report issued:	Unmodified
Internal control over financial reporting:	
• Material weakness(es) identified?	No
• Significant deficiency(ies) identified not considered to be material weakness(es)?	None reported
Noncompliance material to financial statements noted?	No

Federal Awards

Internal control over major program:	
• Material weakness(es) identified?	No
• Significant deficiency(ies) identified not considered to be material weakness(es)?	None reported
Type of auditors’ report issued on compliance for major federal program:	Unmodified
Any audit findings that are required to be reported in accordance with 2 CFR 200.516(a)?	No
Identification of major program:	
Education Stabilization Fund	
ALN 84.425C – Governor’s Emergency Education Relief (GEER) Fund	
ALN 84.425E – Higher Education Emergency Relief Fund (HEERF) Student Aid Portion	
ALN 84.425F – HEERF Institutional Portion	
ALN 84.425M – HEERF Strengthening Institutions Program	
Dollar threshold to distinguish between Type A and Type B programs:	\$750,000
Auditee qualified as low-risk auditee?	Yes

Section II – Financial Statement Findings

None noted

Section III – Federal Awards Findings and Questioned Costs

None noted

Section IV – Summary of Prior Audit Findings and Questioned Costs

None noted



OHIO AUDITOR OF STATE KEITH FABER



EDISON STATE COMMUNITY COLLEGE

MIAMI COUNTY

AUDITOR OF STATE OF OHIO CERTIFICATION

This is a true and correct copy of the report, which is required to be filed pursuant to Section 117.26, Revised Code, and which is filed in the Office of the Ohio Auditor of State in Columbus, Ohio.



Certified for Release 11/10/2022

88 East Broad Street, Columbus, Ohio 43215
Phone: 614-466-4514 or 800-282-0370

This report is a matter of public record and is available online at
www.ohioauditor.gov