



OHIO AUDITOR OF STATE  
**KEITH FABER**





**WESTERN RESERVE LOCAL SCHOOL DISTRICT  
HURON COUNTY  
JUNE 30, 2020**

**TABLE OF CONTENTS**

TITLE	PAGE
Independent Auditor's Report .....	1
Prepared by Management:	
Management's Discussion and Analysis .....	5
Basic Financial Statements:	
Government-Wide Financial Statements:	
Statement of Net Position.....	16
Statement of Activities .....	17
Fund Financial Statements:	
Balance Sheet	
Governmental Funds.....	18
Reconciliation of Total Governmental Fund Balances to Net Position of Governmental Activities.....	19
Statement of Revenues, Expenditures and Changes in Fund Balances Governmental Funds.....	20
Reconciliation of the Statement of Revenues, Expenditures and Changes in Fund Balances of Governmental Funds to the Statement of Activities .....	21
Statement of Revenues, Expenditures and Changes in Fund Balance – Budget and Actual (Non-GAAP Budgetary Basis) General Fund .....	22
Notes to the Basic Financial Statements.....	23
Schedules of Required Supplementary Information:	
Schedule of the District's Proportionate Share of the Net Pension Liability School Employees Retirement System (SERS) of Ohio.....	64
Schedule of the District's Proportionate Share of the Net Pension Liability State Teachers Retirement System (STRS) of Ohio .....	66
Schedule of District Pension Contributions School Employees Retirement System (SERS) of Ohio.....	68

**WESTERN RESERVE LOCAL SCHOOL DISTRICT  
HURON COUNTY  
JUNE 30, 2020**

**TABLE OF CONTENTS  
(Continued)**

<b>TITLE</b>	<b>PAGE</b>
Schedule of District Pension Contributions State Teachers Retirement System (STRS) of Ohio .....	70
Schedule of the District's Proportionate Share of the Net OPEB Liability School Employees Retirement System (SERS) of Ohio .....	72
Schedule of the District's Proportionate Share of the Net OPEB Liability/Asset State Teachers Retirement System (STRS) of Ohio .....	73
Schedule of District OPEB Contributions School Employees Retirement System (SERS) of Ohio .....	74
Schedule of District OPEB Contributions State Teachers Retirement System (STRS) of Ohio .....	76
Notes to the Required Supplementary Information .....	78
Schedule of Expenditures of Federal Awards .....	81
Notes to the Schedule of Expenditures of Federal Awards .....	82
Independent Auditor's Report on Internal Control Over Financial Reporting and on Compliance and Other Matters Required by <i>Government Auditing Standards</i> .....	83
Independent Auditor's Report on Compliance with Requirements Applicable to the Major Federal Program and on Internal Control Over Compliance Required by the Uniform Guidance .....	85
Schedule of Findings.....	87



One Government Center, Suite 1420  
Toledo, Ohio 43604-2246  
(419) 245-2811 or (800) 443-9276  
NorthwestRegion@ohioauditor.gov

## INDEPENDENT AUDITOR'S REPORT

Western Reserve Local School District  
Huron County  
3765 State Route 20 East  
Collins, Ohio 44826

To the Board of Education:

### ***Report on the Financial Statements***

We have audited the accompanying financial statements of the governmental activities, each major fund, and the aggregate remaining fund information of Western Reserve Local School District, Huron County, Ohio (the District), as of and for the year ended June 30, 2020, and the related notes to the financial statements, which collectively comprise the District's basic financial statements as listed in the table of contents.

### ***Management's Responsibility for the Financial Statements***

Management is responsible for preparing and fairly presenting these financial statements in accordance with accounting principles generally accepted in the United States of America; this includes designing, implementing, and maintaining internal control relevant to preparing and fairly presenting financial statements that are free from material misstatement, whether due to fraud or error.

### ***Auditor's Responsibility***

Our responsibility is to opine on these financial statements based on our audit. We audited in accordance with auditing standards generally accepted in the United States of America and the financial audit standards in the Comptroller General of the United States' *Government Auditing Standards*. Those standards require us to plan and perform the audit to reasonably assure the financial statements are free from material misstatement.

An audit requires obtaining evidence about financial statement amounts and disclosures. The procedures selected depend on our judgment, including assessing the risks of material financial statement misstatement, whether due to fraud or error. In assessing those risks, we consider internal control relevant to the District's preparation and fair presentation of the financial statements in order to design audit procedures that are appropriate in the circumstances, but not to the extent needed to opine on the effectiveness of the District's internal control. Accordingly, we express no such opinion. An audit also includes evaluating the appropriateness of management's accounting policies and the reasonableness of their significant accounting estimates, as well as our evaluation of the overall financial statement presentation.

We believe the audit evidence we obtained is sufficient and appropriate to support our audit opinions.

**Opinion**

In our opinion, the financial statements referred to above present fairly, in all material respects, the respective financial position of the governmental activities, each major fund, and the aggregate remaining fund information of the District, as of June 30, 2020, and the respective changes in financial position thereof and the budgetary comparison for the General Fund thereof for the year then ended in accordance with the accounting principles generally accepted in the United States of America.

**Emphasis of Matters**

As discussed in Note 3.A. to the financial statements, during 2020, the District adopted new accounting guidance in Governmental Accounting Standards Board Statement No. 84, *Fiduciary Activities*. We did not modify our opinion regarding this matter.

Also as discussed in Note 21 to the financial statements, the financial impact of COVID-19 and the continuing emergency measures may impact subsequent periods of the District. We did not modify our opinion regarding this matter.

**Other Matters**

*Required Supplementary Information*

Accounting principles generally accepted in the United States of America require this presentation to include *management's discussion and analysis* and schedules of net pension and other post-employment benefit liabilities and pension and other post-employment benefit contributions listed in the table of contents, to supplement the basic financial statements. Although this information is not part of the basic financial statements, the Governmental Accounting Standards Board considers it essential for placing the basic financial statements in an appropriate operational, economic, or historical context. We applied certain limited procedures to the required supplementary information in accordance with auditing standards generally accepted in the United States of America, consisting of inquiries of management about the methods of preparing the information and comparing the information for consistency with management's responses to our inquiries, to the basic financial statements, and other knowledge we obtained during our audit of the basic financial statements. We do not opine or provide any assurance on the information because the limited procedures do not provide us with sufficient evidence to opine or provide any other assurance.

*Supplementary and Other Information*

Our audit was conducted to opine on the District's basic financial statements taken as a whole.

The Schedule of Expenditures of Federal Awards presents additional analysis as required by Title 2 U.S. Code of Federal Regulations (CFR) Part 200, Uniform Administrative Requirements, Cost Principles, and Audit Requirements for Federal Awards and is not a required part of the financial statements.

The schedule is management's responsibility, and derives from and relates directly to the underlying accounting and other records used to prepare the basic financial statements. We subjected this information to the auditing procedures we applied to the basic financial statements. We also applied certain additional procedures, including comparing and reconciling this information directly to the underlying accounting and other records used to prepare the basic financial statements or to the basic financial statements themselves in accordance with auditing standards generally accepted in the United States of America. In our opinion, this information is fairly stated in all material respects in relation to the basic financial statements taken as a whole.

***Other Reporting Required by Government Auditing Standards***

In accordance with *Government Auditing Standards*, we have also issued our report dated April 28, 2021, on our consideration of the District's internal control over financial reporting and our tests of its compliance with certain provisions of laws, regulations, contracts and grant agreements and other matters. That report describes the scope of our internal control testing over financial reporting and compliance, and the results of that testing, and does not opine on internal control over financial reporting or on compliance. That report is an integral part of an audit performed in accordance with *Government Auditing Standards* in considering the District's internal control over financial reporting and compliance.



Keith Faber  
Auditor of State  
Columbus, Ohio

April 28, 2021

**This page intentionally left blank.**



**WESTERN RESERVE LOCAL SCHOOL DISTRICT  
HURON COUNTY**

**MANAGEMENT'S DISCUSSION AND ANALYSIS  
FOR THE FISCAL YEAR ENDED JUNE 30, 2020  
(UNAUDITED)**

The management's discussion and analysis of Western Reserve Local School District's (the District) financial performance provides an overall review of the District's financial activities for the fiscal year ended June 30, 2020. The intent of this discussion and analysis is to look at the District's financial performance as a whole; readers should also review the basic financial statements and the notes to the basic financial statements to enhance their understanding of the District's financial performance.

**Financial Highlights**

Key financial highlights for fiscal year 2020 are as follows:

- Net position of governmental activities increased \$123,155 which represents an increase of 26.05% from June 30, 2019's restated net position.
- General revenues accounted for \$11,740,365 in revenue or 80.07% of all revenues. Program specific revenues in the form of charges for services and sales, grants and contributions accounted for \$2,922,366 or 19.93% of total revenues of \$14,662,731.
- The District had \$14,539,576 in expenses related to governmental activities; \$2,922,366 of these expenses were offset by program specific charges for services, grants or contributions. General revenues supporting governmental activities (primarily taxes and unrestricted grants and entitlements) of \$11,740,365 were adequate to provide for these programs.
- The District's major governmental funds are the General Fund and Bond Retirement Fund. The General Fund had \$12,788,687 in revenues and other financing sources and \$12,446,759 in expenditures. During fiscal year 2020, the General Fund's fund balance increased \$341,928 from a balance of \$1,067,261 to a balance of \$1,409,189.
- The Bond Retirement Fund had \$230,973 in revenues and \$265,252 in expenditures. During fiscal year 2020, the Bond Retirement Fund's fund balance decreased \$34,279 from a balance of \$727,382 to a balance of \$693,103.

**Using these Basic Financial Statements**

This annual report consists of a series of financial statements and notes to those statements. These statements are organized so the reader can understand the District as a financial whole, an entire operating entity. The statements then proceed to provide an increasingly detailed look at specific financial activities.

The statement of net position and statement of activities provide information about the activities of the whole District, presenting both an aggregate view of the District's finances and a longer-term view of those finances. Fund financial statements provide the next level of detail. For governmental funds, these statements tell how services were financed in the short-term as well as what remains for future spending. The fund financial statements also look at the District's most significant funds with all other nonmajor funds presented in total in one column. In the case of the District, the General Fund and Bond Retirement Fund are by far the most significant funds and only funds reported as major funds.

**Reporting the District as a Whole**

*Statement of Net Position and the Statement of Activities*

While this document contains the large number of funds used by the District to provide programs and activities, the view of the District as a whole looks at all financial transactions and asks the question, "How did we do financially during 2020?" The statement of net position and the statement of activities answer this question. These statements include all assets, deferred outflows of resources, liabilities, deferred inflows of resources, revenues and expenses using the accrual basis of accounting similar to the accounting used by most private-sector companies. This basis of accounting will take into account all of the current year's revenues and expenses regardless of when cash is received or paid.

**WESTERN RESERVE LOCAL SCHOOL DISTRICT  
HURON COUNTY**

**MANAGEMENT'S DISCUSSION AND ANALYSIS  
FOR THE FISCAL YEAR ENDED JUNE 30, 2020  
(UNAUDITED)**

These two statements report the District's net position and changes in that position. This change in net position is important because it tells the reader that, for the District as a whole, the financial position of the District has improved or diminished. The causes of this change may be the result of many factors, some financial, some not. Non-financial factors include the District's property tax base, current property tax laws in Ohio restricting revenue growth, facility conditions, required educational programs and other factors.

In the statement of net position and the statement of activities, the governmental activities include the District's programs and services, including instruction, support services, operation and maintenance of plant, pupil transportation, extracurricular activities, and food service operations.

**Reporting the District's Most Significant Funds**

***Fund Financial Statements***

Fund financial reports provide detailed information about the District's major funds. The District uses many funds to account for a multitude of financial transactions. However, these fund financial statements focus on the District's most significant funds. The District's major governmental funds are the General Fund and Bond Retirement Fund.

***Governmental Funds***

Most of the District's activities are reported in governmental funds, which focus on how money flows into and out of those funds and the balances left at year-end available for spending in future periods. These funds are reported using an accounting method called modified accrual basis of accounting, which measures cash and all other financial assets that can readily be converted to cash. The governmental fund financial statements provide a detailed short-term view of the District's general government operations and the basic services it provides. Governmental fund information helps you determine whether there are more or fewer financial resources that can be spent in the near future to finance educational programs. The relationship (or differences) between governmental activities (reported in the statement of net position and the statement of activities) and governmental funds is reconciled in the basic financial statements.

***Notes to the Basic Financial Statements***

The notes provide additional information that is essential to a full understanding of the data provided in the government-wide and fund financial statements.

***Required Supplemental Information***

In addition to the basic financial statements and accompanying notes, this report also presents certain required supplementary information concerning the District's net position liability and net OPEB liability/asset.

**The District as a Whole**

The statement of net position provides the perspective of the District as a whole.

The following table provides a summary of the District's net position at June 30, 2020 and June 30, 2019. The net position at June 30, 2019 has been restated as described in Note 3.

**WESTERN RESERVE LOCAL SCHOOL DISTRICT  
HURON COUNTY**

MANAGEMENT'S DISCUSSION AND ANALYSIS  
FOR THE FISCAL YEAR ENDED JUNE 30, 2020  
(UNAUDITED)

	<b>Net Position</b>	
	Governmental	Restated
	Activities	Governmental Activities
	2020	2019
<b><u>Assets</u></b>		
Current and other assets	\$ 7,279,371	\$ 6,134,284
Net OPEB asset	709,414	731,334
Capital assets, net	12,658,216	13,059,893
Total assets	20,647,001	19,925,511
<b><u>Deferred Outflows of Resources</u></b>		
Unamortized deferred charges on debt refunding	32,790	42,160
Pension	2,244,355	3,394,385
OPEB	243,467	227,866
Total deferred outflows of resources	2,520,612	3,664,411
<b><u>Liabilities</u></b>		
Current liabilities	1,256,557	1,296,565
Long-term liabilities:		
Due within one year	382,912	367,029
Due in more than one year:		
Net pension liability	12,079,442	13,197,570
Net OPEB liability	1,126,835	1,533,145
Other amounts	1,808,188	1,976,079
Total liabilities	16,653,934	18,370,388
<b><u>Deferred Inflows of Resources</u></b>		
Property taxes levied for the next fiscal year	2,869,053	2,356,089
Pension	1,540,297	1,055,357
OPEB	1,508,489	1,335,403
Total deferred inflows of resources	5,917,839	4,746,849
<b><u>Net Position</u></b>		
Net investment in capital assets	11,174,724	11,379,897
Restricted	1,189,151	1,113,202
Unrestricted (deficit)	(11,768,035)	(12,020,414)
Total net position	\$ 595,840	\$ 472,685

The net pension liability is reported pursuant to Governmental Accounting Standards Board (GASB) Statement 68, "Accounting and Financial Reporting for Pensions—an Amendment of GASB Statement 27." The net other postemployment benefits (OPEB) liability/asset is reported pursuant to GASB Statement 75, "Accounting and Financial Reporting for Postemployment Benefits Other Than Pensions." For reasons discussed below, many end users of this financial statement will gain a clearer understanding of the District's actual financial condition by adding deferred inflows related to pension and OPEB, the net pension liability, and the net OPEB liability to the reported net position and subtracting deferred outflows related to pension and OPEB and the net OPEB asset.

**WESTERN RESERVE LOCAL SCHOOL DISTRICT  
HURON COUNTY**

MANAGEMENT'S DISCUSSION AND ANALYSIS  
FOR THE FISCAL YEAR ENDED JUNE 30, 2020  
(UNAUDITED)

GASB standards are national and apply to all government financial reports prepared in accordance with generally accepted accounting principles. Prior accounting for pensions (GASB 27) and postemployment benefits (GASB 45) focused on a funding approach. This approach limited pension and OPEB costs to contributions annually required by law, which may or may not be sufficient to fully fund each plan's net pension liability or net OPEB liability. GASB 68 and GASB 75 take an earnings approach to pension and OPEB accounting; however, the nature of Ohio's statewide pension/OPEB plans and state law governing those systems requires additional explanation in order to properly understand the information presented in these statements.

GASB 68 and GASB 75 require the net pension liability and the net OPEB liability/asset to equal the District's proportionate share of each plan's collective:

1. Present value of estimated future pension/OPEB benefits attributable to active and inactive employees' past service.
2. Minus plan assets available to pay these benefits.

GASB notes that pension and OPEB obligations, whether funded or unfunded, are part of the "employment exchange" – that is, the employee is trading his or her labor in exchange for wages, benefits, and the promise of a future pension and other postemployment benefits. GASB noted that the unfunded portion of this promise is a present obligation of the government, part of a bargained-for benefit to the employee, and should accordingly be reported by the government as a liability since they received the benefit of the exchange. However, the District is not responsible for certain key factors affecting the balance of these liabilities. In Ohio, the employee shares the obligation of funding pension benefits with the employer. Both employer and employee contribution rates are capped by State statute. A change in these caps requires action of both Houses of the General Assembly and approval of the Governor. Benefit provisions are also determined by State statute. The Ohio Revised Code permits, but does not require, the retirement systems to provide healthcare to eligible benefit recipients. The retirement systems may allocate a portion of the employer contributions to provide for these OPEB benefits.

The employee enters the employment exchange with the knowledge that the employer's promise is limited not by contract but by law. The employer enters the exchange also knowing that there is a specific, legal limit to its contribution to the retirement system. In Ohio, there is no legal means to enforce the unfunded liability of the pension/OPEB plan as against the public employer. State law operates to mitigate/lessen the moral obligation of the public employer to the employee, because all parties enter the employment exchange with notice as to the law. The retirement system is responsible for the administration of the pension and OPEB plans.

Most long-term liabilities have set repayment schedules or, in the case of compensated absences (i.e. sick and vacation leave), are satisfied through paid time-off or termination payments. There is no repayment schedule for the net pension liability or the net OPEB liability. As explained above, changes in benefits, contribution rates, and return on investments affect the balance of these liabilities but are outside the control of the local government. In the event that contributions, investment returns, and other changes are insufficient to keep up with required payments, State statute does not assign/identify the responsible party for the unfunded portion. Due to the unique nature of how the net pension liability and the net OPEB liability are satisfied, these liabilities are separately identified within the long-term liability section of the statement of net position.

In accordance with GASB 68 and GASB 75, the District's statements prepared on an accrual basis of accounting include an annual pension expense and an annual OPEB expense for their proportionate share of each plan's change in net pension liability and net OPEB liability/asset, respectively, not accounted for as deferred inflows/outflows.

Over time, net position can serve as a useful indicator of a government's financial position. At June 30, 2020, the District's liabilities plus deferred inflows of resources exceeded assets plus deferred outflows of resources by \$595,840.

Deferred outflows related to pension decreased primarily due to changes in assumptions by the State Teachers Retirement System (STRS). See Note 14 for more detail.

**WESTERN RESERVE LOCAL SCHOOL DISTRICT  
HURON COUNTY**

**MANAGEMENT'S DISCUSSION AND ANALYSIS  
FOR THE FISCAL YEAR ENDED JUNE 30, 2020  
(UNAUDITED)**

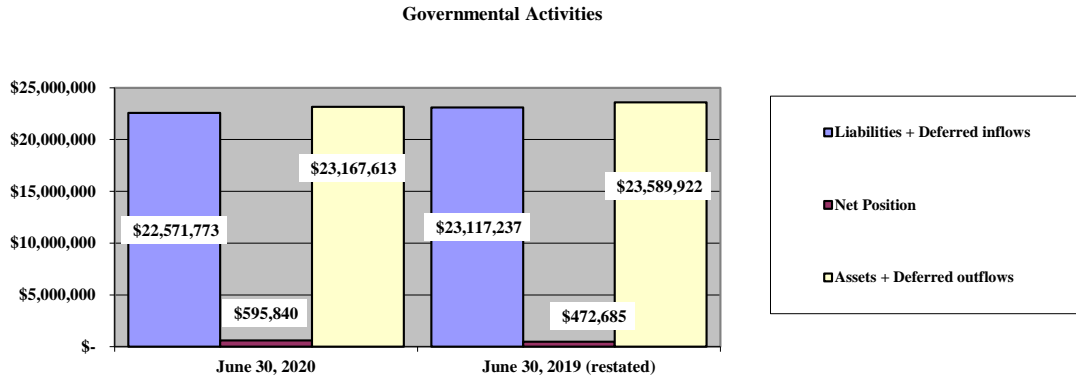
Total assets include a net OPEB asset reported by STRS. See Note 15 for more detail.

At fiscal year-end, capital assets represented 61.31% of total assets. Capital assets include land, land improvements, buildings and improvements, furniture and equipment, and vehicles. Net investment in capital assets at June 30, 2020 was \$11,174,724. These capital assets are used to provide services to the students and are not available for future spending. Although the District's investment in capital assets is reported net of related debt, it should be noted that the resources to repay the debt must be provided from other sources, since capital assets may not be used to liquidate these liabilities.

Long-term liabilities decreased primarily due to a decrease in the net pension liability and net OPEB liability. These liabilities are outside of the control of the District. The District contributes its statutorily required contributions to the pension systems; however, it's the pension systems that collect, hold and distribute pensions and OPEB to District employees, not the District.

A portion of the District's net position, \$1,189,151, represents resources that are subject to external restrictions on how they may be used. The remaining balance of unrestricted net position is a deficit of \$11,768,035.

The graph below shows the District's assets, deferred outflows of resources, liabilities, deferred inflows of resources and net position at June 30, 2020 and June 30, 2019. The information for fiscal year 2019 has been restated as described in Note 3.



The following table shows the change in net position for fiscal years 2020 and 2019. The information for fiscal year 2019 has been restated as described in Note 3.

**WESTERN RESERVE LOCAL SCHOOL DISTRICT  
HURON COUNTY**

MANAGEMENT'S DISCUSSION AND ANALYSIS  
FOR THE FISCAL YEAR ENDED JUNE 30, 2020  
(UNAUDITED)

	<b>Change in Net Position</b>	
	Governmental	Restated
	Activities	Governmental
	<u>2020</u>	<u>2019</u>
<b><u>Revenues</u></b>		
Program revenues:		
Charges for services and sales	\$ 1,278,978	\$ 1,465,795
Operating grants and contributions	1,643,388	1,315,054
General revenues:		
Property taxes	3,025,546	2,859,773
School district income tax	1,929,713	2,114,858
Grants and entitlements	6,685,225	6,822,729
Investment earnings	10,506	11,501
Miscellaneous	89,375	27,065
Total revenues	<u>14,662,731</u>	<u>14,616,775</u>
<b><u>Expenses</u></b>		
Program expenses:		
Instruction:		
Regular	6,088,891	5,707,546
Special	1,826,841	1,737,287
Vocational	236,901	183,811
Other	78,691	56,462
Support services:		
Pupil	490,838	220,465
Instructional staff	910,645	946,641
Board of education	91,569	110,706
Administration	1,096,863	963,506
Fiscal	452,224	369,759
Business	17,229	18,207
Operations and maintenance	1,112,215	942,838
Pupil transportation	775,154	751,197
Central	138,867	145,006
Operation of non-instructional services:		
Other non-instructional services	218,477	236,168
Food service operations	462,311	449,409
Extracurricular activities	492,454	460,060
Interest and fiscal charges	49,406	56,890
Total expenses	<u>14,539,576</u>	<u>13,355,958</u>
Change in net position	123,155	1,260,817
Net position (deficit) at beginning of year (restated)	<u>472,685</u>	<u>(788,132)</u>
Net position at end of year	<u>\$ 595,840</u>	<u>\$ 472,685</u>

**WESTERN RESERVE LOCAL SCHOOL DISTRICT  
HURON COUNTY**

**MANAGEMENT'S DISCUSSION AND ANALYSIS  
FOR THE FISCAL YEAR ENDED JUNE 30, 2020  
(UNAUDITED)**

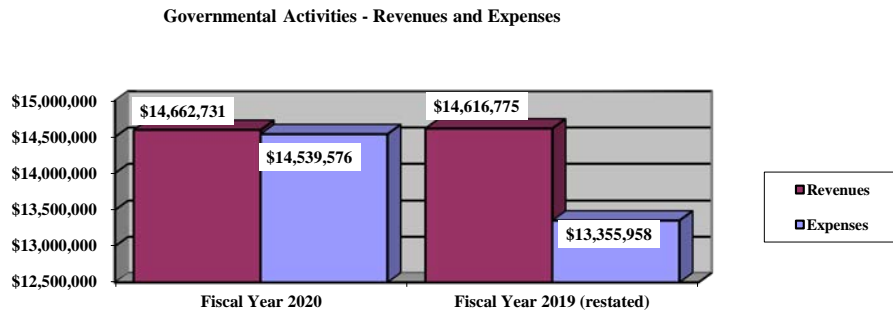
**Governmental Activities**

Net position of the District's governmental activities increased \$123,155. Total governmental expenses of \$14,539,576 were offset by program revenues of \$2,922,366 and general revenues of \$11,740,365. Program revenues supported 20.10% of the total governmental expenses. The primary sources of revenue for governmental activities are derived from property and income taxes, and unrestricted grants and entitlements. These revenue sources represent 79.39% of total governmental revenue.

Overall, expenses of the governmental activities increased \$1,183,618 or 8.86%. This increase is primarily the result of the STRS indefinitely suspending the Cost of Living Adjustment (COLA) and the School Employee Retirement System (SERS) lowering the COLA from 3.00% to 2.50% in fiscal year 2019.

The largest expense of the District is for instructional programs. Instruction expenses totaled \$8,231,324 or 56.61% of total governmental expenses for fiscal year 2020. The increase can be attributable to an increase in costs related to increased salaries and benefits paid to employees.

The graph below presents the District's governmental activities revenue and expenses for fiscal year 2020 and 2019. The information for fiscal year 2019 has been restated as described in Note 3.



The statement of activities shows the cost of program services and the charges for services and grants offsetting those services. The following table shows, for governmental activities, the total cost of services and the net cost of services. That is, it identifies the cost of these services supported by tax revenue and unrestricted State grants and entitlements.

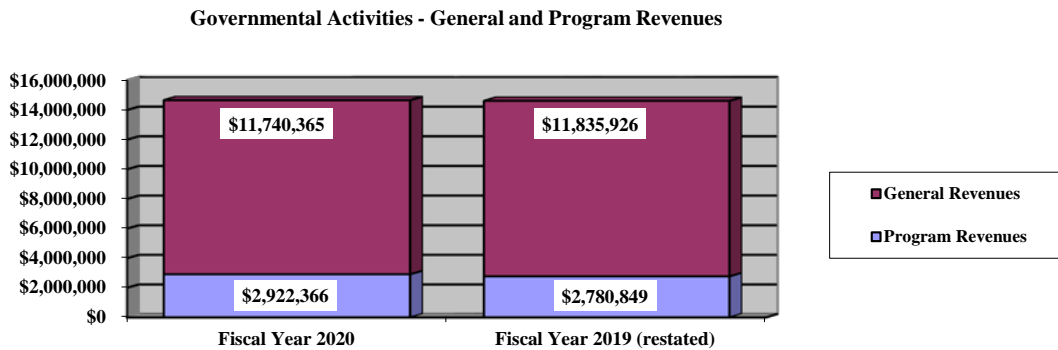
**WESTERN RESERVE LOCAL SCHOOL DISTRICT  
HURON COUNTY**

**MANAGEMENT'S DISCUSSION AND ANALYSIS  
FOR THE FISCAL YEAR ENDED JUNE 30, 2020  
(UNAUDITED)**

	<b>Governmental Activities</b>			
	Total Cost of	Net Cost of	Restated	Restated
	Services	Services	Total Cost of	Net Cost of
	<u>2020</u>	<u>2020</u>	<u>2019</u>	<u>2019</u>
<b>Program expenses</b>				
Instruction:				
Regular	\$ 6,088,891	\$ 5,112,600	\$ 5,707,546	\$ 4,637,668
Special	1,826,841	919,538	1,737,287	885,556
Vocational	236,901	183,256	183,811	140,346
Other	78,691	78,691	56,462	56,462
Support services:				
Pupil	490,838	251,307	220,465	209,301
Instructional staff	910,645	910,645	946,641	946,641
Board of education	91,569	91,569	110,706	110,706
Administration	1,096,863	1,052,846	963,506	913,712
Fiscal	452,224	452,224	369,759	369,136
Business	17,229	4,610	18,207	4,623
Operations and maintenance	1,112,215	1,101,975	942,838	898,151
Pupil transportation	775,154	744,865	751,197	722,726
Central	138,867	138,867	145,006	145,006
Operation of non-instructional services:				
Other non-instructional services	218,477	218,477	236,168	231,468
Food service operations	462,311	(11,482)	449,409	9,244
Extracurricular activities	492,454	317,816	460,060	237,473
Interest and fiscal charges	49,406	49,406	56,890	56,890
<b>Total expenses</b>	<b><u>\$ 14,539,576</u></b>	<b><u>\$ 11,617,210</u></b>	<b><u>\$ 13,355,958</u></b>	<b><u>\$ 10,575,109</u></b>

The dependence upon tax and other general revenues for governmental activities is apparent; 76.47% of instruction activities are supported through taxes and other general revenues. For all governmental activities, general revenue support is 79.90%. The District's taxpayers along with the State foundation revenues, as a whole, are by far the primary support for District's students.

The graph below presents the District's governmental activities revenue for fiscal years 2020 and 2019. The information for fiscal year 2019 has been restated as described in Note 3.





**WESTERN RESERVE LOCAL SCHOOL DISTRICT  
HURON COUNTY**

MANAGEMENT'S DISCUSSION AND ANALYSIS  
FOR THE FISCAL YEAR ENDED JUNE 30, 2020  
(UNAUDITED)

**The District's Funds**

The District's governmental funds reported a combined fund balance of \$2,586,663 which is \$413,966 more than last year's balance of \$2,172,697. The schedule below indicates the fund balance and the total change in fund balance as of June 30, 2020 and 2019. The fund balance at June 30, 2019 has been restated as described in Note 3.

	Fund Balance <u>June 30, 2020</u>	Restated Fund Balance <u>June 30, 2019</u>	<u>Change</u>
General	\$ 1,409,189	\$ 1,067,261	\$ 341,928
Bond Retirement	693,103	727,382	(34,279)
Nonmajor Governmental	<u>484,371</u>	<u>378,054</u>	<u>106,317</u>
Total	<u>\$ 2,586,663</u>	<u>\$ 2,172,697</u>	<u>\$ 413,966</u>

**General Fund**

The District's General Fund balance increased \$341,928.

The following table shows the changes in revenues and expenditures in the General Fund from fiscal year 2020 and 2019.

	<u>2020 Amount</u>	<u>2019 Amount</u>	<u>Change</u>	<u>Percentage Change</u>
<b><u>Revenues</u></b>				
Taxes	\$ 4,525,349	\$ 4,687,186	\$ (161,837)	(3.45) %
Tuition	934,172	1,025,719	(91,547)	(8.93) %
Earnings on investments	11,779	10,608	1,171	11.04 %
Intergovernmental	7,048,441	7,351,868	(303,427)	(4.13) %
Other revenues	<u>91,151</u>	<u>98,690</u>	<u>(7,539)</u>	(7.64) %
Total	<u>\$ 12,610,892</u>	<u>\$ 13,174,071</u>	<u>\$ (563,179)</u>	(4.27) %
<b><u>Expenditures</u></b>				
Instruction	\$ 7,056,998	\$ 7,516,314	\$ (459,316)	(6.11) %
Support services	4,544,534	4,587,341	(42,807)	(0.93) %
Non-instructional services	214,807	232,768	(17,961)	(7.72) %
Extracurricular activities	288,915	294,105	(5,190)	(1.76) %
Capital outlay	177,795	-	177,795	N/A
Debt service	<u>163,710</u>	<u>142,565</u>	<u>21,145</u>	14.83 %
Total	<u>\$ 12,446,759</u>	<u>\$ 12,773,093</u>	<u>\$ (326,334)</u>	(2.55) %

Overall revenues decreased \$563,179 or 4.27%. The largest decreases were in the areas of taxes, tuition, and intergovernmental. Tuition decreased due to fewer tuition payments received through the State Foundation. Taxes decreased \$161,837 due primarily to a decrease in property taxes available for advance from the County Auditor at fiscal year end. Intergovernmental revenue decreased \$303,427 or 4.13% primarily due to a decrease in state revenues. All other revenues were consistent with the previous fiscal year. These amounts are recorded as revenue under Accounting Principles Generally Accepted in the United States of America (GAAP).

Expenditures of the General Fund decreased \$326,334 or 2.55%. The largest decreases were in the areas of instruction services. Instructional services decreased \$459,316 or 6.11% primarily due to less regular instructional expenditures compared to the prior fiscal year. Capital outlay increased \$177,795 due to the District entering into a new lease for buses in the current fiscal year. All other expenditures remained consistent with the prior fiscal year.

**WESTERN RESERVE LOCAL SCHOOL DISTRICT  
HURON COUNTY**

MANAGEMENT'S DISCUSSION AND ANALYSIS  
FOR THE FISCAL YEAR ENDED JUNE 30, 2020  
(UNAUDITED)

***Bond Retirement Fund***

The Bond Retirement Fund had \$230,973 in revenues and \$265,252 in expenditures. During fiscal year 2020, the Bond Retirement Fund's fund balance decreased \$34,279 from a balance of \$727,382 to a balance of \$693,103.

***General Fund Budgeting Highlights***

The District's budget is prepared according to Ohio law and is based on accounting for certain transactions on a basis of cash receipts, disbursements and encumbrances. The most significant budgeted fund is the General Fund.

For the General Fund, original budgeted revenues and other financing sources were \$13,472,014 and they were increased to \$13,271,463 in the final budgeted revenues and other financing sources. The actual revenues and other financing sources for fiscal year 2020 were \$13,272,371 which represents an increase of \$908 from final budgeted revenues and other financing sources.

General Fund appropriations (appropriated expenditures and other financing uses) were \$13,333,284 for the original and final appropriations. The actual budget basis expenditures and other financing uses for fiscal year 2020 totaled \$12,889,856 which is \$443,428 less than the final appropriations.

**Capital Assets and Debt Administration**

***Capital Assets***

At the end of fiscal year 2020, the District had \$12,658,216 invested in land, land improvements, buildings and improvements, furniture and equipment, and vehicles. This entire amount is reported in governmental activities. The following table shows June 30, 2020 balances compared to June 30, 2019:

**Capital Assets at June 30  
(Net of Depreciation)**

	<u>Governmental Activities</u>	
	<u>2020</u>	<u>2019</u>
Land	\$ 292,868	\$ 292,868
Land improvements	38,967	49,568
Building and improvements	11,600,522	12,128,449
Furniture and equipment	299,316	246,228
Vehicles	426,543	342,780
Total	\$ 12,658,216	\$ 13,059,893

The overall decrease in capital assets of \$401,677 is primarily due to the District having depreciation expense of \$640,272 exceeding capital asset additions of \$264,349 during the current fiscal year.

See Note 8 to the basic financial statements for additional information on the District's capital assets.

***Debt Administration***

At June 30, 2020, the District had \$1,462,494 in general obligation bonds, lease-purchase agreements, and capital leases outstanding. Of this total, \$352,768 is due within one year and \$1,109,726 is due in more than one year. The following table summarizes the debt outstanding.

**WESTERN RESERVE LOCAL SCHOOL DISTRICT  
HURON COUNTY**

**MANAGEMENT'S DISCUSSION AND ANALYSIS  
FOR THE FISCAL YEAR ENDED JUNE 30, 2020  
(UNAUDITED)**

**Outstanding Debt, at Year End**

	Governmental Activities <u>2020</u>	Governmental Activities <u>2019</u>
General obligation bonds	\$ 945,000	\$ 1,165,000
Lease-purchase agreement	326,700	385,777
Capital lease	<u>190,794</u>	<u>102,219</u>
Total	<u>\$ 1,462,494</u>	<u>\$ 1,652,996</u>

See Note 11 to the basic financial statements for additional information.

**Current Financial Related Activities**

The District has continued to maintain the highest standards of service to our students, parents and the school community throughout the economic adversities faced at the local, state, and national levels.

The District has carefully managed its general fund budget in order to optimize the dollars available for educating the students it serves and to minimize the levy millage amounts needed periodically from District residents. The District is committed to living within its financial means and will continue to work diligently to plan expenses, prudently operating within its five-year financial plan.

School districts have experienced major changes in legislation, school funding initiatives, and local economic conditions due to the COVID-19 pandemic. The roles and influence of legislative officials is also somewhat unpredictable and will also impact future school funding decisions. All of the District's financial abilities will be called upon to meet the challenges the future will bring. It is imperative that the District's Board and management team continue to carefully and prudently plan in order to provide the resources required to meet the community's desired needs over the next several years.

**Contacting the District's Financial Management**

This financial report is designed to provide our citizens, taxpayers, and investors and creditors with a general overview of the District's finances and to show the District's accountability for the money it receives. If you have questions about this report or need additional financial information contact Shawna Jones, Treasurer, Western Reserve Local School District, 3765 State Route 20 East, Collins, Ohio 44826.

**WESTERN RESERVE LOCAL SCHOOL DISTRICT  
HURON COUNTY**

STATEMENT OF NET POSITION  
JUNE 30, 2020

	<b>Governmental Activities</b>
<b>Assets:</b>	
Equity in pooled cash and investments	\$ 2,890,159
Investments	24,540
Receivables:	
Property taxes	3,499,552
Income taxes	688,259
Accounts	7,243
Accrued interest	3,266
Intergovernmental	149,347
Prepayments	10,388
Materials and supplies inventory	2,131
Inventory held for resale	4,486
Net OPEB asset	709,414
Capital assets:	
Nondepreciable capital assets	292,868
Depreciable capital assets, net	12,365,348
Capital assets, net	12,658,216
Total assets	20,647,001
<b>Deferred outflows of resources:</b>	
Unamortized deferred charges on debt refunding	32,790
Pension	2,244,355
OPEB	243,467
Total deferred outflows of resources	2,520,612
<b>Liabilities:</b>	
Accounts payable	76,013
Accrued wages and benefits payable	870,579
Intergovernmental payable	144,996
Pension and postemployment benefits payable	156,164
Accrued interest payable	8,805
Long-term liabilities:	
Due within one year	382,912
Due in more than one year:	
Net pension liability	12,079,442
Net OPEB liability	1,126,835
Other amounts due in more than one year	1,808,188
Total liabilities	16,653,934
<b>Deferred inflows of resources:</b>	
Property taxes levied for the next fiscal year	2,869,053
Pension	1,540,297
OPEB	1,508,489
Total deferred inflows of resources	5,917,839
<b>Net position:</b>	
Net investment in capital assets	11,174,724
Restricted for:	
Capital projects	60,373
Classroom facilities maintenance	66,590
Debt service	693,103
State funded programs	7,977
Student activities	151,248
Other purposes	209,860
Unrestricted (deficit)	(11,768,035)
Total net position	\$ 595,840

SEE ACCOMPANYING NOTES TO THE BASIC FINANCIAL STATEMENTS

**WESTERN RESERVE LOCAL SCHOOL DISTRICT  
HURON COUNTY**

STATEMENT OF ACTIVITIES  
FOR THE FISCAL YEAR ENDED JUNE 30, 2020

	Expenses	Program Revenues		Net (Expense)
		Charges for Services and Sales	Operating Grants and Contributions	Revenue and Changes in Net Position
				Governmental Activities
<b>Governmental activities:</b>				
Instruction:				
Regular	\$ 6,088,891	\$ 934,172	\$ 42,119	\$ (5,112,600)
Special	1,826,841	-	907,303	(919,538)
Vocational	236,901	-	53,645	(183,256)
Other	78,691	-	-	(78,691)
Support services:				
Pupil	490,838	-	239,531	(251,307)
Instructional staff	910,645	-	-	(910,645)
Board of education	91,569	-	-	(91,569)
Administration	1,096,863	44,017	-	(1,052,846)
Fiscal	452,224	-	-	(452,224)
Business	17,229	12,619	-	(4,610)
Operations and maintenance	1,112,215	10,240	-	(1,101,975)
Pupil transportation	775,154	-	30,289	(744,865)
Central	138,867	-	-	(138,867)
Operation of non-instructional services:				
Other non-instructional services	218,477	-	-	(218,477)
Food service operations	462,311	103,997	369,796	11,482
Extracurricular activities	492,454	173,933	705	(317,816)
Interest and fiscal charges	49,406	-	-	(49,406)
<b>Total governmental activities</b>	<b>\$ 14,539,576</b>	<b>\$ 1,278,978</b>	<b>\$ 1,643,388</b>	<b>(11,617,210)</b>
<b>General revenues:</b>				
Property taxes levied for:				
				2,773,111
				202,766
				49,669
				1,929,713
				6,685,225
				10,506
				89,375
				<u>11,740,365</u>
				Change in net position 123,155
				Net position at beginning of year (restated) 472,685
				<u>Net position at end of year \$ 595,840</u>

SEE ACCOMPANYING NOTES TO THE BASIC FINANCIAL STATEMENTS

**WESTERN RESERVE LOCAL SCHOOL DISTRICT  
HURON COUNTY**

BALANCE SHEET  
GOVERNMENTAL FUNDS  
JUNE 30, 2020

	<u>General</u>	<u>Bond Retirement</u>	<u>Nonmajor Governmental Funds</u>	<u>Total Governmental Funds</u>
<b>Assets:</b>				
Equity in pooled cash and investments	\$ 1,733,797	\$ 668,684	\$ 487,678	\$ 2,890,159
Investments	-	-	24,540	24,540
Receivables:				
Property taxes	3,203,881	239,443	56,228	3,499,552
Income taxes	688,259	-	-	688,259
Accounts	7,243	-	-	7,243
Accrued interest	3,266	-	-	3,266
Intergovernmental	149,347	-	-	149,347
Prepayments	10,139	-	249	10,388
Materials and supplies inventory	-	-	2,131	2,131
Inventory held for resale	-	-	4,486	4,486
Total assets	<u>\$ 5,795,932</u>	<u>\$ 908,127</u>	<u>\$ 575,312</u>	<u>\$ 7,279,371</u>
<b>Liabilities:</b>				
Accounts payable	\$ 72,598	\$ -	\$ 3,415	\$ 76,013
Accrued wages and benefits payable	835,100	-	35,479	870,579
Compensated absences payable	10,146	-	-	10,146
Intergovernmental payable	144,618	-	378	144,996
Pension and postemployment benefits payable	154,705	-	1,459	156,164
Total liabilities	<u>1,217,167</u>	<u>-</u>	<u>40,731</u>	<u>1,257,898</u>
<b>Deferred inflows of resources:</b>				
Property taxes levied for the next fiscal year	2,622,390	200,681	45,982	2,869,053
Delinquent property tax revenue not available	251,660	14,343	4,228	270,231
Income tax revenue not available	182,491	-	-	182,491
Intergovernmental revenue not available	113,035	-	-	113,035
Total deferred inflows of resources	<u>3,169,576</u>	<u>215,024</u>	<u>50,210</u>	<u>3,434,810</u>
<b>Fund balances:</b>				
Nonspendable:				
Materials and supplies inventory	-	-	2,131	2,131
Prepays	10,139	-	249	10,388
Restricted:				
Debt service	-	693,103	-	693,103
Capital improvements	-	-	60,373	60,373
Classroom facilities maintenance	-	-	66,590	66,590
Food service operations	-	-	71,015	71,015
Other purposes	-	-	57,880	57,880
Extracurricular activities	-	-	229,977	229,977
Student wellness and success	-	-	7,833	7,833
Assigned:				
Student instruction	59,411	-	-	59,411
Student and staff support	242,673	-	-	242,673
Public school support	51,195	-	-	51,195
School supplies	315	-	-	315
Unassigned (deficit)	1,045,456	-	(11,677)	1,033,779
Total fund balances	<u>1,409,189</u>	<u>693,103</u>	<u>484,371</u>	<u>2,586,663</u>
Total liabilities, deferred inflows of resources, and fund balances	<u>\$ 5,795,932</u>	<u>\$ 908,127</u>	<u>\$ 575,312</u>	<u>\$ 7,279,371</u>

SEE ACCOMPANYING NOTES TO THE BASIC FINANCIAL STATEMENTS

**WESTERN RESERVE LOCAL SCHOOL DISTRICT  
HURON COUNTY**

RECONCILIATION OF TOTAL GOVERNMENTAL FUND BALANCES TO  
NET POSITION OF GOVERNMENTAL ACTIVITIES  
JUNE 30, 2020

<b>Total governmental fund balances</b>		\$	2,586,663
<i>Amounts reported for governmental activities on the statement of net position are different because:</i>			
Capital assets used in governmental activities are not financial resources and therefore are not reported in the funds.			12,658,216
Other long-term assets are not available to pay for current period expenditures and therefore is unavailable revenue in the funds.			
Delinquent property taxes receivable	\$	270,231	
Income taxes receivable		182,491	
Intergovernmental receivable		113,035	
Total		565,757	565,757
The net pension liability is not due and payable in the current period; therefore, the liability and related deferred inflows/outflows are not reported in governmental funds.			
Deferred outflows - Pension		2,244,355	
Deferred inflows - Pension		(1,540,297)	
Net pension liability		(12,079,442)	
Total		(11,375,384)	(11,375,384)
The net OPEB liability/asset is not due and payable in the current period; therefore, the liability/asset and related deferred inflows/outflows are not reported in governmental funds.			
Deferred outflows - OPEB		243,467	
Deferred inflows - OPEB		(1,508,489)	
Net OPEB asset		709,414	
Net OPEB liability		(1,126,835)	
Total		(1,682,443)	(1,682,443)
Unamortized premiums on bonds issued are not recognized in the funds.			(53,788)
Unamortized amounts on refundings are not recognized in the funds.			32,790
Accrued interest payable is not due and payable in the current period and therefore is not reported in the funds.			(8,805)
Long-term liabilities, including bonds payable, are not due and payable in the current period and therefore are not reported in the funds.			
General obligation bonds		(945,000)	
Lease-purchase obligations		(326,700)	
Capital lease obligations		(190,794)	
Compensated absences		(664,672)	
Total		(2,127,166)	(2,127,166)
Net position of governmental activities		\$	595,840

SEE ACCOMPANYING NOTES TO THE BASIC FINANCIAL STATEMENTS

**WESTERN RESERVE LOCAL SCHOOL DISTRICT  
HURON COUNTY**

STATEMENT OF REVENUES, EXPENDITURES AND CHANGES IN FUND BALANCES  
GOVERNMENTAL FUNDS  
FOR THE FISCAL YEAR ENDED JUNE 30, 2020

	<u>General</u>	<u>Bond Retirement</u>	<u>Nonmajor Governmental Funds</u>	<u>Total Governmental Funds</u>
<b>Revenues:</b>				
From local sources:				
Property taxes	\$ 2,629,747	\$ 198,824	\$ 47,440	\$ 2,876,011
Income taxes	1,895,602	-	-	1,895,602
Tuition	934,172	-	-	934,172
Earnings on investments	11,779	-	733	12,512
Charges for services	-	-	103,997	103,997
Extracurricular	44,017	-	173,933	217,950
Classroom materials and fees	12,619	-	-	12,619
Rental income	10,240	-	-	10,240
Contributions and donations	-	-	705	705
Other local revenues	24,275	-	-	24,275
Intergovernmental - intermediate	54,927	-	-	54,927
Intergovernmental - state	6,865,223	32,149	285,082	7,182,454
Intergovernmental - federal	128,291	-	868,364	996,655
Total revenues	<u>12,610,892</u>	<u>230,973</u>	<u>1,480,254</u>	<u>14,322,119</u>
<b>Expenditures:</b>				
Current:				
Instruction:				
Regular	5,485,252	-	42,137	5,527,389
Special	1,298,897	-	459,985	1,758,882
Vocational	196,951	-	4,511	201,462
Other	75,898	-	-	75,898
Support services:				
Pupil	248,661	-	231,698	480,359
Instructional staff	892,723	-	-	892,723
Board of education	91,313	-	-	91,313
Administration	1,117,929	-	-	1,117,929
Fiscal	431,624	5,839	1,312	438,775
Business	17,229	-	-	17,229
Operations and maintenance	931,066	-	123,309	1,054,375
Pupil transportation	676,477	-	-	676,477
Central	137,512	-	-	137,512
Operation of non-instructional services:				
Other non-instructional services	214,807	-	3,670	218,477
Food service operations	-	-	409,820	409,820
Extracurricular activities	288,915	-	162,595	451,510
Capital outlay	177,795	-	-	177,795
Debt service:				
Principal retirement	148,297	220,000	-	368,297
Interest and fiscal charges	15,413	39,413	-	54,826
Total expenditures	<u>12,446,759</u>	<u>265,252</u>	<u>1,439,037</u>	<u>14,151,048</u>
Excess of revenues over (under) expenditures	<u>164,133</u>	<u>(34,279)</u>	<u>41,217</u>	<u>171,071</u>
<b>Other financing sources:</b>				
Sale of capital assets	-	-	65,100	65,100
Capital lease transaction	177,795	-	-	177,795
Total other financing sources	<u>177,795</u>	<u>-</u>	<u>65,100</u>	<u>242,895</u>
Net change in fund balances	341,928	(34,279)	106,317	413,966
Fund balances at beginning of year (restated)	1,067,261	727,382	378,054	2,172,697
Fund balances at end of year	<u>\$ 1,409,189</u>	<u>\$ 693,103</u>	<u>\$ 484,371</u>	<u>\$ 2,586,663</u>

SEE ACCOMPANYING NOTES TO THE BASIC FINANCIAL STATEMENTS



**WESTERN RESERVE LOCAL SCHOOL DISTRICT  
HURON COUNTY**

RECONCILIATION OF THE STATEMENT OF REVENUES, EXPENDITURES  
AND CHANGES IN FUND BALANCES OF GOVERNMENTAL FUNDS  
TO THE STATEMENT OF ACTIVITIES  
FOR THE FISCAL YEAR ENDED JUNE 30, 2020

<b>Net change in fund balances - total governmental funds</b>	\$	413,966
<i>Amounts reported for governmental activities in the statement of activities are different because:</i>		
Governmental funds report capital outlays as expenditures. However, in the statement of activities, the cost of those assets is allocated over their estimated useful lives as depreciation expense.		
Capital asset additions	\$ 264,349	
Current year depreciation	(640,272)	
Total		(375,923)
The net effect of various miscellaneous transactions involving capital assets (i.e., sales, disposals, trade-ins, and donations) is to decrease net position.		
		(25,754)
Revenues in the statement of activities that do not provide current financial resources are not reported as revenues in the funds.		
Delinquent property taxes	149,535	
Income taxes	34,111	
Earnings on investments	(1,817)	
Intergovernmental	93,683	
Total		275,512
Contractually required pension contributions are reported as expenditures in governmental funds; however, the statement of net position reports these amounts as deferred outflows.		
		894,983
Except for amounts reported as deferred inflows/outflows, changes in the net pension liability are reported as pension expense in the statement of activities.		
		(1,411,825)
Contractually required OPEB contributions are reported as expenditures in governmental funds; however, the statement of net position reports these amounts as deferred outflows.		
		27,324
Except for amounts reported as deferred inflows/outflows, changes in the net OPEB liability/asset are reported as pension expense in the statement of activities.		
		199,581
Repayment of bond and capital lease principal is an expenditure in the governmental funds, but the repayment reduces long-term liabilities on the statement of net position. Principal payments during the year were:		
Bonds	220,000	
Lease-purchase agreements	59,077	
Capital leases	89,220	
Total		368,297
Issuances of capital leases are recorded as other financing sources in the funds; however, in the statement of activities, they are not reported as revenue as they increase liabilities on the statement of net position.		
		(177,795)
In the statement of activities, interest is accrued on outstanding bonds, whereas in governmental funds, an interest expenditure is reported when due. The following items resulted in additional interest being reported in the statement of activities:		
Change in accrued interest payable	(582)	
Amortization of bond premiums	15,372	
Amortization of deferred charges	(9,370)	
Total		5,420
Some expenses reported in the statement of activities, such as compensated absences, do not require the use of current financial resources and therefore are not reported as expenditures in governmental funds.		
		(70,631)
Change in net position of governmental activities	\$	<u>123,155</u>

SEE ACCOMPANYING NOTES TO THE BASIC FINANCIAL STATEMENTS

**WESTERN RESERVE LOCAL SCHOOL DISTRICT  
HURON COUNTY**

STATEMENT OF REVENUES, EXPENDITURES AND CHANGES IN  
FUND BALANCE - BUDGET AND ACTUAL (NON-GAAP BUDGETARY BASIS)  
GENERAL FUND  
FOR THE FISCAL YEAR ENDED JUNE 30, 2020

	<u>Budgeted Amounts</u>			<b>Variance with Final Budget Positive (Negative)</b>
	<u>Original</u>	<u>Final</u>	<u>Actual</u>	
<b>Revenues:</b>				
From local sources:				
Property taxes	\$ 2,652,011	\$ 2,652,011	\$ 2,832,833	\$ 180,822
Income taxes	2,297,700	2,297,700	2,262,026	(35,674)
Tuition	915,000	915,000	934,172	19,172
Earnings on investments	6,560	6,560	14,437	7,877
Rental income	10,240	10,240	10,240	-
Other local revenues	119,355	79,355	24,275	(55,080)
Intergovernmental - intermediate	54,000	54,000	54,927	927
Intergovernmental - state	7,185,560	7,025,009	6,857,568	(167,441)
Intergovernmental - federal	128,291	128,291	128,291	-
Total revenues	<u>13,368,717</u>	<u>13,168,166</u>	<u>13,118,769</u>	<u>(49,397)</u>
<b>Expenditures:</b>				
Current:				
Instruction:				
Regular	6,087,108	5,688,097	5,556,789	131,308
Special	1,463,390	1,334,570	1,326,455	8,115
Vocational	190,006	202,276	198,589	3,687
Other	83,829	77,846	76,499	1,347
Support services:				
Pupil	247,449	245,923	244,579	1,344
Instructional staff	979,361	942,600	933,356	9,244
Board of education	77,970	97,229	95,456	1,773
Administration	1,015,302	1,115,457	1,100,816	14,641
Fiscal	539,359	553,651	545,010	8,641
Operations and maintenance	1,082,537	1,237,524	1,190,120	47,404
Pupil transportation	875,593	963,305	956,665	6,640
Central	142,084	159,305	157,635	1,670
Other operation of non-instructional services	242,335	215,000	214,807	193
Extracurricular activities	306,961	291,941	288,597	3,344
Total expenditures	<u>13,333,284</u>	<u>13,124,724</u>	<u>12,885,373</u>	<u>239,351</u>
Excess of revenues over expenditures	<u>35,433</u>	<u>43,442</u>	<u>233,396</u>	<u>189,954</u>
<b>Other financing sources (uses):</b>				
Refund of prior year's expenditures	102,797	102,797	153,434	50,637
Transfers (out)	-	(204,060)	-	204,060
Advances (out)	-	(4,500)	(4,483)	17
Sale of capital assets	500	500	168	(332)
Total other financing sources (uses)	<u>103,297</u>	<u>(105,263)</u>	<u>149,119</u>	<u>254,382</u>
Net change in fund balance	138,730	(61,821)	382,515	444,336
Fund balance at beginning of year	784,662	784,662	784,662	-
Prior year encumbrances appropriated	91,083	91,083	91,083	-
Fund balance at end of year	<u>\$ 1,014,475</u>	<u>\$ 813,924</u>	<u>\$ 1,258,260</u>	<u>\$ 444,336</u>

SEE ACCOMPANYING NOTES TO THE BASIC FINANCIAL STATEMENTS

**WESTERN RESERVE LOCAL SCHOOL DISTRICT  
HURON COUNTY**

**NOTES TO THE BASIC FINANCIAL STATEMENTS  
FOR THE FISCAL YEAR ENDED JUNE 30, 2020**

**NOTE 1 – DESCRIPTION OF THE SCHOOL DISTRICT**

The Western Reserve Local School District (the District) is a local school district as defined by Section 3311.03 of the Ohio Revised Code. The District operates under an elected five-member Board of Education and is responsible for providing public education to the residents of the District.

The District employs 41 non-certified, 68 certified employees and 9 administrative employees to provide services to approximately 1,031 students in grades K through 12 and various community groups.

**NOTE 2 – SUMMARY OF SIGNIFICANT ACCOUNTING POLICIES**

The basic financial statements of the District have been prepared in conformity with accounting principles generally accepted in the United States of America (GAAP) as applied to governmental units. The Governmental Accounting Standards Board (GASB) is the accepted standard-setting body for establishing governmental accounting and financial reporting principles. The District's significant accounting policies are described below.

**A. Reporting Entity**

The reporting entity has been defined in accordance with GASB Statement No. 14, "The Financial Reporting Entity" as amended by GASB Statement No. 39, "Determining Whether Certain Organizations Are Component Units" and GASB Statement No. 61, "The Financial Reporting Entity: Omnibus an Amendment of GASB Statements No. 14 and No. 34". The reporting entity is composed of the primary government and component units. The primary government consists of all funds, departments, boards and agencies that are not legally separate from the District. For the District, this includes general operations, food service, and student related activities of the District.

Component units are legally separate organizations for which the District is financially accountable. The District is financially accountable for an organization if the District appoints a voting majority of the organization's Governing Board and (1) the District is able to significantly influence the programs or services performed or provided by the organization; or (2) the District is legally entitled to or can otherwise access the organization's resources; or (3) the District is legally obligated or has otherwise assumed the responsibility to finance the deficits of, or provide financial support to, the organization; or (4) the District is obligated for the debt of the organization. Component units may also include organizations that are fiscally dependent on the District in that the District approves the budget, the issuance of debt or the levying of taxes. Certain organizations are also included as component units if the nature and significance of the relationship between the primary government and the organization is such that exclusion by the primary government would render the primary government's financial statements incomplete or misleading. Based upon the application of these criteria, the District has no component units. The basic financial statements of the reporting entity include only those of the District (the primary government).

The following organizations are described due to their relationship to the District:

*JOINTLY GOVERNED ORGANIZATIONS*

Northern Ohio Educational Computer Association

The Northern Ohio Educational Computer Association (NOECA) is a jointly governed organization, which is a computer consortium. NOECA is an association of public-school districts formed for the purpose of applying modern technology (with the aid of computers and other electronic equipment) to administrative and instructional functions among member school districts. The NOECA Board of Directors consists of two representatives from each county in which participating school districts are located, the chairman of each of the operating committees and a representative from the fiscal agent.

**WESTERN RESERVE LOCAL SCHOOL DISTRICT  
HURON COUNTY**

NOTES TO THE BASIC FINANCIAL STATEMENTS  
FOR THE FISCAL YEAR ENDED JUNE 30, 2020

**NOTE 2 – SUMMARY OF SIGNIFICANT ACCOUNTING POLICIES – (Continued)**

During the fiscal year, the District paid NOECA \$24,211 for services. Financial information can be obtained by contacting the North Point Educational Service Center, which serves as fiscal agent, at 4918 Milan Road, Sandusky, Ohio 44870.

Bay Area Council of Governments

The Bay Area Council of Governments consists of school districts representing multiple counties (Crawford, Erie, Huron, Ottawa, Sandusky, Seneca, and Wood). This jointly governed organization was formed for the purpose of purchasing goods and services at a lower cost. The items currently being purchased through Bay Area are natural gas and insurance. The only cost to the districts is an administrative charge if they purchase something through the Council. The District paid \$98,625 to the Bay Area Council of Governments in 2020. The Bay Area Council of Governments consists of the superintendent of each school district. The Board of Directors consists of 1 elected representative from each county, and the superintendent of the fiscal agent and 2 non-voting members (administrator and fiscal officer). Members of the Board serve two-year terms, which are staggered. Financial information can be obtained by contacting the North Point Educational Service Center, which serves as fiscal agent, at 4918 Milan Road, Sandusky, Ohio 44870.

*PUBLIC ENTITY RISK POOLS*

Ohio School Boards Association Workers' Compensation Group Rating Program

The District participates in a group rating plan for workers' compensation as established under Section 4123.29 of the Ohio Revised Code. The Ohio School Boards Association Workers' Compensation Group Rating Program (GRP) was established through the Ohio School Boards Association (OSBA) as a group purchasing pool.

Huron-Erie School Employees Insurance Association

The Huron-Erie School Employees Insurance Association (Association) is a public entity risk pool. The Association assembly consists of a superintendent or designated representative from each participating district and the program administrator. The Association is governed by a board of directors chosen from the general membership. The degree of control exercised by any participating district is limited to its representation on the Board. Financial information can be obtained by contacting the North Point Educational Service Center, which serves as fiscal agent, at 4918 Milan Road, Sandusky, Ohio 44870.

**B. Fund Accounting**

The District uses funds to maintain its financial records during the year. A fund is defined as a fiscal and accounting entity with a self-balancing set of accounts. There are three categories of funds: governmental, proprietary, and fiduciary. The District does not have proprietary and fiduciary funds.

*GOVERNMENTAL FUNDS*

Governmental funds are those through which most governmental functions typically are financed. Governmental fund reporting focuses on the sources, uses and balances of current financial resources. Expendable assets are assigned to the various governmental funds according to the purposes for which they may or must be used. Current liabilities are assigned to the fund from which they will be paid. The difference between governmental fund assets plus deferred outflows of resources and liabilities plus deferred inflows of resources is reported as fund balance. The following are the District's major governmental funds:

*General Fund* – The General Fund is used to account for and report all financial resources not accounted for and reported in another fund. The General Fund balance is available for any purpose provided it is expended or transferred according to the general laws of Ohio.

**WESTERN RESERVE LOCAL SCHOOL DISTRICT  
HURON COUNTY**

NOTES TO THE BASIC FINANCIAL STATEMENTS  
FOR THE FISCAL YEAR ENDED JUNE 30, 2020

**NOTE 2 – SUMMARY OF SIGNIFICANT ACCOUNTING POLICIES – (Continued)**

*Bond Retirement Fund* – The Bond Retirement Fund is used to account for the accumulation of restricted resources and payment of general obligation bond and note principal, interest and related costs.

Other Governmental Funds of the District are used to account for (a) financial resources that are restricted, committed, or assigned to expenditures for capital outlays including the acquisition or construction of capital facilities and other capital assets and (b) specific revenue sources that are restricted or committed to an expenditure for specified purposes other than debt service or capital projects.

**C. Basis of Presentation and Measurement Focus**

*Government-Wide Financial Statements* – The statement of net position and the statement of activities display information about the District as a whole. These statements include the financial activities of the primary government.

The government-wide statement of activities presents a comparison between direct expenses and program revenues for each function or program of the governmental activities of the District. Direct expenses are those that are specifically associated with a service, program or department and therefore clearly identifiable to a particular function. Program revenues include amounts paid by the recipient of goods or services offered by the program and grants and contributions that are restricted to meeting the operational requirements of a particular program. Revenues not classified as program revenues are presented as general revenues of the District.

The government-wide financial statements are prepared using the economic resources measurement focus. All assets, deferred outflows of resources, liabilities and deferred inflows of resources associated with the operation of the District are included on the statement of net position.

*Fund Financial Statements* – Fund financial statements report detailed information about the District. The focus of governmental fund financial statements is on major funds rather than reporting funds by type. Each major fund is presented in a separate column, and all nonmajor funds are aggregated into one column.

All governmental funds are accounted for using a flow of current financial resources measurement focus. With this measurement focus, only current assets, current deferred outflows of resources, current liabilities and current deferred inflows of resources generally are included on the balance sheet. The statement of revenues, expenditures and changes in fund balances reports on the sources (i.e., revenues and other financing sources) and uses (i.e., expenditures and other financing uses) of current financial resources. This approach differs from the manner in which the governmental activities of the government-wide financial statements are prepared. Governmental fund financial statements therefore include a reconciliation with brief explanations to better identify the relationship between the government-wide statements and the statements for governmental funds.

**D. Basis of Accounting**

Basis of accounting determines when transactions are recorded in the financial records and reported on the financial statements. Government-wide financial statements are prepared using the accrual basis of accounting. Governmental funds use the modified accrual basis of accounting.

Differences in the accrual and modified accrual basis of accounting arise in the recognition of revenue, the recording of deferred inflows and deferred outflows of resources, and in the presentation of expenses versus expenditures.

**WESTERN RESERVE LOCAL SCHOOL DISTRICT  
HURON COUNTY**

NOTES TO THE BASIC FINANCIAL STATEMENTS  
FOR THE FISCAL YEAR ENDED JUNE 30, 2020

**NOTE 2 – SUMMARY OF SIGNIFICANT ACCOUNTING POLICIES – (Continued)**

*Revenues – Exchange and Nonexchange Transactions* – Revenues resulting from exchange transactions, in which each party gives and receives essentially equal value, are recorded on the accrual basis when the exchange takes place. On a modified accrual basis, revenue is recorded in the fiscal year in which the resources are measurable and become available. Available means that the resources will be collected within the current fiscal year or are expected to be collected soon enough thereafter to be used to pay liabilities of the current fiscal year. For the District, available means expected to be received within sixty days of fiscal year-end.

Nonexchange transactions, in which the District receives value without directly giving equal value in return, include property taxes, income taxes, grants, entitlements and donations. On an accrual basis, revenue from property taxes is recognized in the fiscal year for which the taxes are levied (See Note 5).

Revenue from grants, entitlements and donations is recognized in the fiscal year in which all eligibility requirements have been satisfied. Eligibility requirements include timing requirements, which specify the year when the resources are required to be used or the fiscal year when use is first permitted, matching requirements, in which the District must provide local resources to be used for a specified purpose and expenditure requirements, in which the resources are provided to the District on a reimbursement basis.

On a modified accrual basis, revenue from nonexchange transactions must also be available before it can be recognized.

Under the modified accrual basis, the following revenue sources are considered to be both measurable and available at fiscal year-end: property taxes available as an advance, income taxes, interest, tuition, grants, student fees and rentals.

*Deferred Outflows of Resources and Deferred Inflows of Resources* – In addition to assets, the government-wide statement of net position will report a separate section for deferred outflows of resources. Deferred outflows of resources, represents a consumption of net position that applies to a future period and will not be recognized as an outflow of resources (expense/expenditure) until then. For the District, see Notes 14 and 15 for deferred outflows of resources related the District’s net pension liability and net OPEB liability/asset, respectively. In addition, deferred outflows of resources include a deferred charge on debt refunding. A deferred charge on refunding results from the difference in the carrying value of refunded debt and its reacquisition price. This amount is deferred and amortized over the shorter of the life of the refunded or refunding debt.

In addition to liabilities, both the government-wide statement of net position and the governmental fund financial statements report a separate section for deferred inflows of resources. Deferred inflows of resources represent an acquisition of net position that applies to a future period and will not be recognized as an inflow of resources (revenue) until that time. For the District, deferred inflows of resources include property taxes and unavailable revenue. Property taxes represent amounts for which there is an enforceable legal claim as of June 30, 2020, but which were levied to finance fiscal year 2021 operations. These amounts have been recorded as a deferred inflow of resources on both the government-wide statement of net position and the governmental fund financial statements. Unavailable revenue is reported only on the governmental funds balance sheet, and represents receivables which will not be collected within the available period. For the District unavailable revenue includes, but is not limited to, delinquent property taxes and intergovernmental grants. These amounts are deferred and recognized as an inflow of resources in the period the amounts become available.

For the District, see Notes 14 and 15 for deferred inflows of resources related to the District’s net pension liability and net OPEB liability/asset, respectively. This deferred inflow of resources is only reported on the government-wide statement of net position.

**WESTERN RESERVE LOCAL SCHOOL DISTRICT  
HURON COUNTY**

NOTES TO THE BASIC FINANCIAL STATEMENTS  
FOR THE FISCAL YEAR ENDED JUNE 30, 2020

**NOTE 2 – SUMMARY OF SIGNIFICANT ACCOUNTING POLICIES – (Continued)**

Expenses/Expenditures – On the accrual basis of accounting, expenses are recognized at the time they are incurred. The entitlement value of donated commodities received during the year is reported in the statement of revenues, expenditures and changes in fund balances as an expenditure with a like amount reported as intergovernmental revenue.

The measurement focus of governmental fund accounting is on decreases in net financial resources (expenditures) rather than expenses. Expenditures are generally recognized in the accounting period in which the related fund liability is incurred, if measurable. Allocations of cost, such as depreciation and amortization, are not recognized in governmental funds.

**E. Budgets**

The District is required by State statute to adopt an annual appropriated cash basis budget for all funds, except custodial funds. The specific timetable for fiscal year 2020 is as follows:

1. Prior to January 15, the Superintendent and Treasurer submit to the Board of Education a proposed operating budget for the fiscal year commencing the following July 1. The budget includes proposed expenditures and the means of financing for all funds. Public hearings are publicized and conducted to obtain taxpayers' comments. The purpose of this budget document is to reflect the need for existing (or increased) tax rates.
2. By no later than January 20, the Board-adopted budget is filed with the Huron County Budget Commission for tax rate determination.
3. Prior to April 1, the Board of Education accepts, by formal resolution, the tax rates as determined by the Budget Commission and receives the Commission's certificate of estimated resources which states the projected revenue of each fund. Prior to July 1, the District must revise its budget so that total contemplated expenditures from any fund during the ensuing year will not exceed the amount stated in the certificate of estimated resources. The revised budget then serves as a basis for the appropriation measure. On or about July 1, the certificate is amended to include any unencumbered balances from the preceding year as reported by the District Treasurer. The certificate may be further amended during the year if projected increases or decreases in revenue are identified by the District Treasurer. The budget figures, as shown in the accompanying budgetary statement, reflect the amounts set forth in the original and final certificates of estimated resources issued for fiscal year 2020.
4. By July 1, the annual appropriation resolution is legally enacted by the Board of Education at the fund level of expenditures, which is the legal level of budgetary control. State statute permits a temporary appropriation to be effective until no later than October 1 of each year. Board adopted appropriations by fund must be within the estimated resources as certified by the County Budget Commission and the total of expenditures and encumbrances may not exceed the appropriation totals. Although the legal level of budgetary control was established at the fund level of expenditures, the District has elected to present budgetary statement comparisons at the fund level of expenditures for the General Fund.
5. All funds, other than custodial funds, are legally required to be budgeted and appropriated. Short-term interfund loans are not required to be budgeted since they represent a temporary cash flow resource and are intended to be repaid.
6. Any revisions that alter the total of any fund appropriation must be approved by the Board of Education.

**WESTERN RESERVE LOCAL SCHOOL DISTRICT  
HURON COUNTY**

**NOTES TO THE BASIC FINANCIAL STATEMENTS  
FOR THE FISCAL YEAR ENDED JUNE 30, 2020**

**NOTE 2 – SUMMARY OF SIGNIFICANT ACCOUNTING POLICIES – (Continued)**

7. Formal budgetary integration is employed as a management control device during the year for all funds consistent with the general obligation bond indenture and other statutory provisions. All funds completed the year within the amount of their legally authorized cash basis appropriation.
8. Appropriation amounts are as originally adopted, or as amended by the Board of Education through the year by supplemental appropriations, which either reallocated or increased the original appropriated amounts. All supplemental appropriations were legally enacted by the Board prior to June 30, 2020; however, none of these amendments were significant. The budget figures, as shown in the accompanying budgetary statement, reflect the original and final appropriation amounts including all amendments and modifications.
9. Unencumbered appropriations lapse at fiscal year-end. Encumbered appropriations are carried forward to the succeeding fiscal year and need not be reappropriated. Expenditures plus encumbrances may not legally exceed budgeted appropriations at the fund level.

**F. Cash and Investments**

To improve cash management, cash received by the District is pooled in a central bank account. Monies for all funds are maintained in this pool. Individual fund integrity is maintained through the District's records. Each fund's interest in the pool is presented as "equity in pooled cash and investments" on the basic financial statements.

During fiscal year 2020, investments were limited to shares of common stock (see below) and a money market mutual fund. Investments are reported at fair value, which is based on quoted market prices.

Under existing Ohio statutes all investment earnings are assigned to the General Fund unless statutorily required to be credited to a specific fund. The Board of Education has, by resolution, specified the funds to receive an allocation of interest earnings. Interest revenue credited to the General Fund during fiscal year 2020 amounted to \$11,779, which includes \$5,287 assigned from other District funds.

While common stock is not an allowable investment according to Ohio Statute, the District has been endowed with a gift of stock. No public funds were used to acquire the stock. At June 30, 2020, the common stock value was \$7,112.

For presentation on the basic financial statements, investments of the cash management pool and investments with original maturities of three months or less at the time they are purchased by the District are considered to be cash equivalents. Investments with an initial maturity of more than three months are reported as investments.

An analysis of the District's investment account at fiscal year-end is provided in Note 4.

**G. Inventory**

On government-wide financial statements, purchased inventories are presented at the lower of cost or market and donated commodities are presented at their entitlement value. Inventories are recorded on a first-in, first-out basis and are expensed when used. On the fund financial statements inventories are stated at cost and expensed when purchased and cost is determined on a first-in, first-out basis.

On the fund financial statements, reported material and supplies inventory is equally offset by a nonspendable fund balance in the governmental funds which indicates that it does not constitute available spendable resources even though it is a component of net current assets.



**WESTERN RESERVE LOCAL SCHOOL DISTRICT  
HURON COUNTY**

**NOTES TO THE BASIC FINANCIAL STATEMENTS  
FOR THE FISCAL YEAR ENDED JUNE 30, 2020**

**NOTE 2 – SUMMARY OF SIGNIFICANT ACCOUNTING POLICIES – (Continued)**

Inventory consists of expendable supplies held for consumption, donated food, and purchased food.

**H. Capital Assets**

General capital assets are those assets related to governmental activities. These assets generally result from expenditures in the governmental funds. These assets are reported in the governmental activities column of the government-wide statement of net position, but are not reported in the fund financial statements.

All capital assets are capitalized at cost (or estimated historical cost) and updated for additions and retirements during the year. Donated capital assets are recorded at their acquisition values as of the date received. The District maintains a capitalization threshold of \$2,500. Improvements are capitalized; the costs of normal maintenance and repairs that do not add to the value of the asset or materially extend an asset's life are not. The District does not possess infrastructure.

All reported capital assets except land are depreciated. Improvements are depreciated over the remaining useful lives of the related capital assets. Depreciation is computed using the straight-line method over the following useful lives:

<u>Description</u>	<u>Governmental Activities Estimated Lives</u>
Land improvements	5 - 25 years
Buildings and improvements	20 - 50 years
Furniture and equipment	5 - 20 years
Vehicles	6 - 10 years

**I. Interfund Balances**

On fund financial statements, receivables and payables resulting from short-term interfund loans between governmental funds are classified as "interfund loans receivable/payable". These amounts are eliminated in the governmental activities column on the statement of net position. There are no interfund balances outstanding as of June 30, 2020.

**J. Compensated Absences**

Compensated absences of the District consist of vacation leave and sick leave to the extent that payments to the employee for these absences are attributable to services already rendered and are not contingent on a specific event that is outside the control of the District and the employee.

**WESTERN RESERVE LOCAL SCHOOL DISTRICT  
HURON COUNTY**

NOTES TO THE BASIC FINANCIAL STATEMENTS  
FOR THE FISCAL YEAR ENDED JUNE 30, 2020

**NOTE 2 – SUMMARY OF SIGNIFICANT ACCOUNTING POLICIES – (Continued)**

In accordance with the provisions of GASB Statement No. 16, “Accounting for Compensated Absences”, a liability for vacation leave is accrued if a) the employees’ rights to payment are attributable to services already rendered; and b) it is probable that the employer will compensate the employees for the benefits through paid time off or other means, such as cash payment at termination or retirement. An accrual for earned sick leave is made to the extent that it is probable that the benefits will result in termination (severance) payments. A liability for severance is accrued using the vesting method; i.e., the liability is based on the sick leave accumulated at June 30, by those employees who are currently eligible to receive termination (severance) payments, as well as those employees expected to become eligible in the future. For purposes of establishing a liability for sick leave on employees expected to become eligible to retire in the future, all employees at least age fifty with at least ten years of service or any age with at least twenty years of service were considered expected to become eligible to retire in accordance with GASB Statement No. 16.

The total liability for vacation and sick leave payments has been calculated using pay rates in effect at June 30, 2020 and reduced to the maximum payment allowed by labor contract and/or statute, plus any applicable additional salary related payments.

The entire compensated absence liability is reported on the government-wide financial statements.

For governmental fund financial statements, the current portion of unpaid compensated absences is the amount expected to be paid using expendable available resources. These amounts are recorded in the account “compensated absences payable” in the fund from which the employees who have accumulated unpaid leave are paid. The noncurrent portion of the liability is not reported.

**K. Accrued Liabilities and Long-Term Obligations**

All payables, accrued liabilities and long-term obligations are reported in the government-wide financial statements.

In general, governmental fund payables and accrued liabilities that, once incurred, are paid in a timely manner and in full from current financial resources are reported as obligations of the funds. However, compensated absences that will be paid from governmental funds are reported as a liability in the fund financial statements only to the extent that they are due for payment during the current year. Bonds, capital lease obligations and lease purchase obligations are recognized as a liability on the fund financial statements when due. Net pension/OPEB liability should be recognized in the governmental funds to the extent that benefit payments are due and payable and the pension/OPEB plan’s fiduciary net position is not sufficient for payment of those benefits.

**L. Fund Balance**

Fund balance is divided into five classifications based primarily on the extent to which the District is bound to observe constraints imposed upon the use of the resources in the governmental funds. The classifications are as follows:

Nonspendable – The nonspendable fund balance classification includes amounts that cannot be spent because they are not in spendable form or legally required to be maintained intact. The “not in spendable form” criterion includes items that are not expected to be converted to cash.

Restricted – Fund balance is reported as restricted when constraints are placed on the use of resources that are either externally imposed by creditors (such as through debt covenants), grantors, contributors, or laws or regulations of other governments, or imposed by law through constitutional provisions or enabling legislation.

**WESTERN RESERVE LOCAL SCHOOL DISTRICT  
HURON COUNTY**

**NOTES TO THE BASIC FINANCIAL STATEMENTS  
FOR THE FISCAL YEAR ENDED JUNE 30, 2020**

**NOTE 2 – SUMMARY OF SIGNIFICANT ACCOUNTING POLICIES – (Continued)**

*Committed* – The committed fund balance classification includes amounts that can be used only for the specific purposes imposed by a formal action (resolution) of the District Board of Education (the highest level of decision-making authority). Those committed amounts cannot be used for any other purpose unless the District Board of Education removes or changes the specified use by taking the same type of action (resolution) it employed to previously commit those amounts. Committed fund balance also incorporates contractual obligations to the extent that existing resources in the fund have been specifically committed for use in satisfying those contractual requirements.

*Assigned* – Amounts in the assigned fund balance classification are intended to be used by the District for specific purposes, but do not meet the criteria to be classified as restricted nor committed. In governmental funds other than the General Fund, assigned fund balance represents the remaining amount that is not restricted or committed. In the General Fund, assigned amounts represent intended uses established by policies of the District Board of Education, which includes giving the Treasurer the authority to constrain monies for intended purposes.

*Unassigned* – Unassigned fund balance is the residual classification for the General Fund and includes all spendable amounts not contained in the other classifications. In other governmental funds, the unassigned classification is only used to report a deficit fund balance resulting from overspending for specific purposes for which amounts had been restricted, committed, or assigned.

The District applies restricted resources first when expenditures are incurred for purposes for which restricted and unrestricted (committed, assigned, and unassigned) fund balance is available. Similarly, within unrestricted fund balance, committed amounts are reduced first followed by assigned, and then unassigned amounts when expenditures are incurred for purposes for which amounts in any of the unrestricted fund balance classifications could be used.

**M. Net Position**

Net position represents the difference between assets and deferred outflows and liabilities and deferred inflows. The net position component “net investment in capital assets,” consists of capital assets, net of accumulated depreciation, reduced by the outstanding balances of any borrowing used for the acquisition, construction or improvement of those assets. Deferred outflows of resources and deferred inflows of resources that are attributable to the acquisition, construction or improvement of those assets or related debt also should be included in this component of net position. Net position is reported as restricted when there are limitations imposed on its use either through the enabling legislation adopted by the District or through external restrictions imposed by creditors, grantors or laws or regulations of other governments.

The District applies restricted resources first when an expense is incurred for purposes for which both restricted and unrestricted net position is available.

**N. Prepayments**

Certain payments to vendors reflect the costs applicable to future accounting periods and are recorded as prepaid items in both government-wide and fund financial statements. These items are reported as assets on the balance sheet using the consumption method. A current asset for the prepaid amounts is recorded at the time of the purchase and the expenditure/expense is reported in the year in which services are consumed.

On the fund financial statements, reported prepayments is equally offset by nonspendable fund balance in the governmental funds which indicates that it does not constitute available spendable resources even though it is a component of net current assets.

**WESTERN RESERVE LOCAL SCHOOL DISTRICT  
HURON COUNTY**

NOTES TO THE BASIC FINANCIAL STATEMENTS  
FOR THE FISCAL YEAR ENDED JUNE 30, 2020

**NOTE 2 – SUMMARY OF SIGNIFICANT ACCOUNTING POLICIES – (Continued)**

**O. Issuance Costs/Bond Premiums and Discounts and Accounting Gain or Loss on Debt Refunding**

On the governmental fund financial statements, issuance costs, bond premiums, bond discounts, and charges from debt refunding are recognized in the current period.

On the government-wide financial statements, issuance costs are recognized in the current period and are not amortized. Bond premiums and discounts are amortized over the term of the bonds using the straight-line method. Unamortized bond premiums are presented as an addition to the face amount of the bonds reported on the statement of net position. Unamortized bond discounts are presented as a reduction to the face amount of the bonds reported on the statement of net position. The reconciliation between the bonds face value and the amount reported on the statement of net position is presented in Note 11.A.

For advance refunding resulting in the defeasance of debt, the difference between the reacquisition price and the net carrying amount of the old debt is deferred and amortized as a component of interest expense. This accounting gain or loss is amortized over the remaining life of the old debt or the life of the new debt, whichever is shorter, and is presented as a deferred outflow of resources.

**P. Estimates**

The preparation of the basic financial statements in conformity with GAAP requires management to make estimates and assumptions that affect the amounts reported in the basic financial statements and accompanying notes. Actual results may differ from those estimates.

**Q. Stabilization Arrangement**

The Board of Education has \$600,000 of fund balance in the General Fund to be used for budget stabilization. The Board has these funds to cover emergency situations or when revenue shortages or budgetary imbalances arise. The budget stabilization arrangement may be removed by action of the Board of Education at any time.

**R. Interfund Activity**

Exchange transactions between funds are reported as revenues in the seller funds and as expenditures/expenses in the purchaser funds. Flows of cash or goods from one fund to another without a requirement for repayment are reported as interfund transfers. Interfund transfers are reported as other financing sources/uses in governmental funds. Repayments from funds responsible for particular expenditures/expenses to the funds that initially paid for them are not presented on the basic financial statements.

**S. Pensions/Other Postemployment Benefits (OPEB)**

For purposes of measuring the net pension/OPEB liability, net OPEB asset, deferred outflows of resources and deferred inflows of resources related pensions/OPEB, and pension/OPEB expense, information about the fiduciary net position of the pension/OPEB plans and additions to/deductions from their fiduciary net position have been determined on the same basis as they are reported by the pension/OPEB plan. For this purpose, benefit payments (including refunds of employee contributions) are recognized when due and payable in accordance with the benefit terms. The pension/OPEB plans report investments at fair value.

**WESTERN RESERVE LOCAL SCHOOL DISTRICT  
HURON COUNTY**

NOTES TO THE BASIC FINANCIAL STATEMENTS  
FOR THE FISCAL YEAR ENDED JUNE 30, 2020

**NOTE 2 – SUMMARY OF SIGNIFICANT ACCOUNTING POLICIES – (Continued)**

**T. Extraordinary and Special Items**

Extraordinary items are transactions or events that are both unusual in nature and infrequent in occurrence. Special items are transactions or events that are within the control of the Board of Education and that are either unusual in nature or infrequent in occurrence. Neither type of transaction occurred during fiscal year 2020.

**U. Fair Market Value**

The District categorizes its fair value measurements within the fair value hierarchy established by generally accepted accounting principles. The hierarchy is based on the valuation inputs used to measure the fair value of the asset. Level 1 inputs are quoted prices in active markets for identical assets; Level 2 inputs are significant other observable inputs; Level 3 inputs are significant unobservable inputs.

**NOTE 3 – ACCOUNTABILITY AND COMPLIANCE**

**A. Change in Accounting Principles**

For fiscal year 2020, the District has implemented GASB Statement No. 84, “*Fiduciary Activities*” and GASB Statement No. 90, “*Majority Equity Interests – an amendment to GASB Statements No. 14 and No. 61*”.

GASB Statement No. 84 establishes specific criteria for identifying activities that should be reported as fiduciary activities and clarifies whether and how business-type activities should report their fiduciary activities. Due to the implementation of GASB Statement No. 84, the District will no longer be reporting agency funds and private-purpose trust funds. The District reviewed its fiduciary funds and have been reclassified as governmental funds. These fund reclassifications resulted in the restatement of the District’s financial statements. See Note 3.B for detail.

GASB Statement No. 90 improves the consistency and comparability of reporting a government’s majority equity interest in a legally separate organization and improve the relevance of financial statement information for certain component units. It defines a majority equity interest and specifies that a majority equity interest in a legally separate organization should be reported as an investment if a government’s holding of the equity interest meets the definition of an investment. The implementation of GASB Statement No. 90 did not have an effect on the financial statements of the District.

**B. Restatement of Net Position and Fund Balances**

The implementation of GASB Statement No. 84 had the following effect on fund balance as reported at June 30, 2019:

	<u>General</u>	<u>Bond Retirement</u>	<u>Other Governmental Funds</u>	<u>Total Governmental Funds</u>
Fund Balance as previously reported	\$ 1,067,261	\$ 727,382	\$ 245,088	\$ 2,039,731
GASB Statement No. 84	-	-	132,966	132,966
Restated Fund Balance, at June 30, 2019	<u>\$ 1,067,261</u>	<u>\$ 727,382</u>	<u>\$ 378,054</u>	<u>\$ 2,172,697</u>

**WESTERN RESERVE LOCAL SCHOOL DISTRICT  
HURON COUNTY**

NOTES TO THE BASIC FINANCIAL STATEMENTS  
FOR THE FISCAL YEAR ENDED JUNE 30, 2020

**NOTE 3 – ACCOUNTABILITY AND COMPLIANCE – (Continued)**

The implementation of the GASB Statement No. 84 pronouncement had the following effect on the net position as reported at June 30, 2019:

	Governmental Activities
Net position as previously reported	\$ 339,719
GASB Statement No. 84	132,966
Restated net position at June 30, 2019	\$ 472,685

Related to the implementation of GASB Statement No. 84, the District will no longer be reporting agency funds. At June 30, 2019, Agency Funds reported assets and liabilities of \$72,366. Also, related to the implementation of GASB Statement No. 84, the entity will no longer be reporting private purpose trust funds. At June 30, 2019, Private Purpose Trust Funds reported a net position of \$61,406.

**C. Deficit Fund Balances**

Fund balances at June 30, 2020 included the following individual fund deficits:

<u>Nonmajor Governmental Funds</u>	<u>Deficit</u>
Title I	\$ 11,659
Improving Teacher Quality	18

The General Fund is liable for any deficit in these funds and provides transfers when cash is required, not when accruals occur. The deficit fund balances resulted from adjustments for accrued liabilities.

**NOTE 4 – DEPOSITS AND INVESTMENTS**

State statutes classify monies held by the District into three categories.

Active deposits are public deposits necessary to meet current demands on the treasury. Such monies must be maintained either as cash in the District treasury, in commercial accounts payable or withdrawable on demand, including negotiable order of withdrawal (NOW) accounts, or in money market deposit accounts.

Inactive deposits are public deposits that the Board of Education has identified as not required for use within the current five-year period of designation of depositories. Inactive deposits must either be evidenced by certificates of deposit maturing not later than the end of the current period of designation of depositories, or by savings or deposit accounts including, but not limited to, passbook accounts.

Interim deposits are deposits of interim monies. Interim monies are those monies which are not needed for immediate use, but which will be needed before the end of the current period of designation of depositories.

Interim deposits must be evidenced by time certificates of deposit maturing not more than one year from the date of deposit or by savings or deposit accounts including passbook accounts.

Interim monies may be deposited or invested in the following securities:

**WESTERN RESERVE LOCAL SCHOOL DISTRICT  
HURON COUNTY**

**NOTES TO THE BASIC FINANCIAL STATEMENTS  
FOR THE FISCAL YEAR ENDED JUNE 30, 2020**

**NOTE 4 – DEPOSITS AND INVESTMENTS – (Continued)**

1. United States Treasury Notes, Bills, Bonds, or any other obligation or security issued by the United States Treasury or any other obligation guaranteed as to principal and interest by the United States;
2. Bonds, notes, debentures, or any other obligations or securities issued by any federal government agency or instrumentality, including, but not limited to, the Federal National Mortgage Association, Federal Home Loan Bank, Federal Farm Credit Bank, Federal Home Loan Mortgage Corporation, Government National Mortgage Association, and Student Loan Marketing Association. All federal agency securities shall be direct issuances of federal government agencies or instrumentalities;
3. Written repurchase agreements in the securities listed above provided that the fair value of the securities subject to the repurchase agreement must exceed the principal value of the agreement by at least two percent and be marked to market daily, and that the term of the agreement must not exceed thirty days;
4. Bonds and other obligations of the State of Ohio; and with certain limitations including a requirement for maturity within ten years from the date of settlement, bonds and other obligations of political subdivisions of the State of Ohio, if training requirements have been met;
5. Time certificates of deposit or savings or deposit accounts including, but not limited to, passbook accounts
6. No-load money market mutual funds consisting exclusively of obligations described in items (1) and (2) above and repurchase agreements secured by such obligations, provided that investments in securities described in this division are made only through eligible institutions;
7. The State Treasurer's investment pool, the State Treasury Asset Reserve of Ohio (STAR Ohio); and
8. Certain bankers' acceptances for a period not to exceed one hundred eighty days and commercial paper notes (for a period not to exceed two hundred seventy days) in an amount not to exceed 40 percent of the interim monies available for investment at any one time if training requirements have been met; and,
9. Under limited circumstances, corporate debt interests rated in either of the two highest classifications by at least two nationally recognized rating agencies.

Protection of the District's deposits is provided by the Federal Deposit Insurance Corporation (FDIC), by eligible securities pledged by the financial institution as security for repayment, by surety company bonds deposited with the Treasurer by the financial institution or by a single collateral pool established by the financial institution to secure the repayment of all public monies deposited with the institution.

Investments in stripped principal or interest obligations, reverse repurchase agreements and derivatives are prohibited. The issuance of taxable notes for the purpose of arbitrage, the use of leverage and short selling are also prohibited. An investment must mature within five years from the date of purchase unless matched to a specific obligation or debt of the District and must be purchased with the expectation that it will be held to maturity. Investments may only be made through specified dealers and institutions. Payment for investments may be made only upon delivery of the securities representing the investments to the Treasurer or, if the securities are not represented by a certificate, upon receipt of confirmation of transfer from the custodian.

**A. Cash on Hand**

At fiscal year end, the District had \$3 in undeposited cash on hand which is included on the financial statements of the District as part of "equity in pooled cash and investments".

**WESTERN RESERVE LOCAL SCHOOL DISTRICT  
HURON COUNTY**

NOTES TO THE BASIC FINANCIAL STATEMENTS  
FOR THE FISCAL YEAR ENDED JUNE 30, 2020

**NOTE 4 – DEPOSITS AND INVESTMENTS – (Continued)**

**B. Deposits with Financial Institutions**

At June 30, 2020, the carrying amount of all District deposits was \$2,890,156 and the bank balance of all District deposits was \$3,173,578. Of the bank balance, \$250,000 was covered by the FDIC and \$2,923,578 was covered by the Ohio Pooled Collateral System.

Custodial credit risk is the risk that, in the event of bank failure, the School District will not be able to recover deposits or collateral securities that are in the possession of an outside party. The School District has no deposit policy for custodial credit risk beyond the requirements of State statute. Ohio law requires that deposits either be insured or protected by (1) eligible securities pledged to the School District and deposited with a qualified trustee by the financial institution as security for repayment whose fair value at all times shall be at least 105 percent of the deposits being secured, or (2) participation in the Ohio Pooled Collateral System (OPCS), a collateral pool of eligible securities deposited with a qualified trustee and pledged to the Treasurer of State to secure the repayment of all public monies deposited in the financial institution. OPCS requires the total fair value of the securities pledged to be 102 percent of the deposits being secured or a reduced rate set by the Treasurer of State.

For fiscal year 2020, District financial institutions did participate in the OPCS. Noncompliance with Federal requirements could potentially subject the District to a successful claim by the FDIC.

**C. Investments**

As of June 30, 2020, the District had the following investments and maturities:

<u>Measurement/ Investment type</u>	<u>Measurement Value</u>	<u>Investment Maturities 6 months or less</u>
<i>Fair Value:</i>		
Donated Stock	\$ 7,112	\$ 7,112
Donated Money Market	<u>17,428</u>	<u>17,428</u>
Total	<u>\$ 24,540</u>	<u>\$ 24,540</u>

The District's investments in donated stock and money market are valued using quoted market prices in active markets (Level 1 inputs).

*Interest Rate Risk:* The Ohio Revised Code generally limits security purchases to those that mature within five years of the settlement date. Interest rate risk arises because potential purchasers of debt securities will not agree to pay face value for those securities if interest rates subsequently increase. The District has no investment policy dealing with interest rate risk beyond the requirements of State statute.

*Credit Risk:* The District's donated stock was rated AA – by Standard & Poor's. The District's investment policy does not specifically address credit risk beyond adherence to all relevant sections of the Ohio Revised Code.

*Custodial Credit Risk:* For an investment, custodial credit risk is the risk that, in the event of the failure of the counterparty, the District will not be able to recover the value of its investments or collateral securities that are in the possession of an outside party. The District has no investment policy dealing with investment custodial risk beyond the requirement in State statute that prohibits payment for investments prior to the delivery of the securities representing such investments to the treasurer or qualified trustee.



**WESTERN RESERVE LOCAL SCHOOL DISTRICT  
HURON COUNTY**

NOTES TO THE BASIC FINANCIAL STATEMENTS  
FOR THE FISCAL YEAR ENDED JUNE 30, 2020

**NOTE 4 – DEPOSITS AND INVESTMENTS – (Continued)**

*Concentration of Credit Risk:* The District places no limit on the amount that may be invested in any one issuer. The following table includes the percentage of each investment type held by the District at June 30, 2020:

<u>Measurement/ Investment type</u>	<u>Measurement Value</u>	<u>% of Total</u>
<i>Fair Value:</i>		
Donated Stock	\$ 7,112	28.98
Donated Money Market	17,428	71.02
Total	<u>\$ 24,540</u>	<u>100.00</u>

**D. Reconciliation of Cash and Investments to the Statement of Net Position**

The following is a reconciliation of cash and investments as reported in the note above to cash and investments as reported on the statement of net position as of June 30, 2020:

<u>Cash and investments per note</u>	
Carrying amount of deposits	\$ 2,890,156
Investments	24,540
Cash on hand	<u>3</u>
Total	<u>\$ 2,914,699</u>
 <u>Cash and investments per Statement of Net Position</u>	
Governmental activities	<u>\$ 2,914,699</u>
Total	<u>\$ 2,914,699</u>

**NOTE 5 – PROPERTY TAXES**

Property taxes are levied and assessed on a calendar year basis while the District fiscal year runs from July through June. First half tax collections are received by the District in the second half of the fiscal year. Second half tax distributions occur in the first half of the following fiscal year.

Property taxes include amounts levied against all real property and public utility property. Real property tax revenues received in calendar year 2020 represent the collection of calendar year 2019 taxes. Real property taxes received in calendar year 2020 were levied after April 1, 2019, on the assessed values as of January 1, 2019, the lien date. Assessed values for real property taxes are established by State statute at 35 percent of appraised market value. Real property taxes are payable annually or semiannually. If paid annually, payment is due December 31; if paid semiannually, the first payment is due December 31, with the remainder payable by June 20. Under certain circumstances, State statute permits alternate payment dates to be established.

Public utility property tax revenues received in calendar year 2020 represent the collection of calendar year 2019 taxes. Public utility real and personal property taxes received in calendar year 2020 became a lien on December 31, 2018, were levied after April 1, 2019, and are collected with real property taxes. Public utility real property is assessed at 35 percent of true value; public utility tangible personal property is currently assessed at varying percentages of true value.

**WESTERN RESERVE LOCAL SCHOOL DISTRICT  
HURON COUNTY**

NOTES TO THE BASIC FINANCIAL STATEMENTS  
FOR THE FISCAL YEAR ENDED JUNE 30, 2020

**NOTE 5 – PROPERTY TAXES – (Continued)**

The District receives property taxes from Huron and Erie Counties. The County Auditors periodically advances to the District its portion of the taxes collected. Second-half real property tax payments collected by the County by June 30, 2020, are available to finance fiscal year 2020 operations. The amount available as an advance at June 30, 2020 was \$329,831 in the General Fund, \$24,419 in the Bond Retirement Fund, and \$6,018 in the Classroom Facilities Maintenance Fund (a Nonmajor Governmental Fund). This amount is recorded as revenue. The amount available for advance at June 30, 2019 was \$532,917 in the General Fund, \$51,487 in the Bond Retirement Fund, and \$9,718 in the Classroom Facilities Maintenance Fund (a Nonmajor Governmental Fund). The amount of second-half real property taxes available for advance at fiscal year-end can vary based on the date the tax bills are sent.

Accrued property taxes receivable includes real property, public utility property and delinquent tangible personal property taxes which are measurable as of June 30, 2020 and for which there is an enforceable legal claim. Although total property tax collections for the next fiscal year are measurable, only the amount of real property taxes available as an advance at June 30 was levied to finance current fiscal year operations and is reported as revenue at fiscal year-end. The portion of the receivable not levied to finance current fiscal year operations is offset by a credit to deferred inflows of resources.

On the accrual basis of accounting, collectible delinquent property taxes have been recorded as a receivable and revenue, while on a modified accrual basis of accounting the revenue has been reported as a deferred inflow of resources.

The assessed values upon which the fiscal year 2020 taxes were collected are:

	2019 Second		2020 First	
	Half Collections		Half Collections	
	<u>Amount</u>	<u>Percent</u>	<u>Amount</u>	<u>Percent</u>
Agricultural/residential and other real estate	\$ 139,794,000	96.29	\$ 140,663,600	85.23
Public utility personal	<u>5,392,570</u>	<u>3.71</u>	<u>24,378,160</u>	<u>14.77</u>
<b>Total</b>	<u>\$ 145,186,570</u>	<u>100.00</u>	<u>\$ 165,041,760</u>	<u>100.00</u>
Tax rate per \$1,000 of assessed valuation	\$33.55		\$33.10	

**NOTE 6 – SCHOOL DISTRICT INCOME TAX**

The voters of the District have passed 2 income tax levies. The first income tax levy was passed in May of 1990 and established a 3/4 percent income tax effective January 1, 1991, for an indefinite period of time. The second income tax levy was passed in March of 1996 and established an additional 1/2 percent income tax effective January 1, 1998 for an indefinite period of time. School district income tax revenue received by the General Fund during fiscal year 2020 was \$1,895,602.

**NOTE 7 – RECEIVABLES**

Receivables at June 30, 2020 consisted of property taxes, income taxes, accounts, accrued interest, and intergovernmental receivables. All receivables are considered collectible in full due to the ability to foreclose for the nonpayment of taxes, the stable condition of State programs and the current year guarantee of federal funds. A summary of the principal items of receivables reported on the statement of net position follows:

**WESTERN RESERVE LOCAL SCHOOL DISTRICT  
HURON COUNTY**

NOTES TO THE BASIC FINANCIAL STATEMENTS  
FOR THE FISCAL YEAR ENDED JUNE 30, 2020

**NOTE 7 – RECEIVABLES – (Continued)**

<b>Governmental activities:</b>	
Taxes	\$ 4,187,811
Accounts	7,243
Accrued interest	3,266
Intergovernmental	<u>149,347</u>
Total	<u>\$ 4,347,667</u>

Receivables have been disaggregated on the face of the basic financial statements. All receivables are expected to be collected within the subsequent year.

**NOTE 8 – CAPITAL ASSETS**

Capital asset activity for the fiscal year ended June 30, 2020, was as follows:

	<u>Balance</u> <u>06/30/19</u>	<u>Additions</u>	<u>Deductions</u>	<u>Balance</u> <u>06/30/20</u>
<b>Governmental activities:</b>				
<i>Capital assets, not being depreciated:</i>				
Land	\$ 292,868	\$ -	\$ -	\$ 292,868
Total capital assets, not being depreciated	<u>292,868</u>	<u>-</u>	<u>-</u>	<u>292,868</u>
<i>Capital assets, being depreciated:</i>				
Land improvements	685,285	-	-	685,285
Buildings and improvements	23,030,223	-	-	23,030,223
Furniture and equipment	3,926,717	87,561	(120,624)	3,893,654
Vehicles	<u>1,342,377</u>	<u>176,788</u>	<u>(257,535)</u>	<u>1,261,630</u>
Total capital assets, being depreciated	<u>28,984,602</u>	<u>264,349</u>	<u>(378,159)</u>	<u>28,870,792</u>
<i>Less: accumulated depreciation:</i>				
Land improvements	(635,717)	(10,601)	-	(646,318)
Buildings and improvements	(10,901,774)	(527,927)	-	(11,429,701)
Furniture and equipment	(3,680,489)	(34,473)	120,624	(3,594,338)
Vehicles	<u>(999,597)</u>	<u>(67,271)</u>	<u>231,781</u>	<u>(835,087)</u>
Total accumulated depreciation	<u>(16,217,577)</u>	<u>(640,272)</u>	<u>352,405</u>	<u>(16,505,444)</u>
Governmental activities capital assets, net	<u>\$ 13,059,893</u>	<u>\$ (375,923)</u>	<u>\$ (25,754)</u>	<u>\$ 12,658,216</u>

**WESTERN RESERVE LOCAL SCHOOL DISTRICT  
HURON COUNTY**

NOTES TO THE BASIC FINANCIAL STATEMENTS  
FOR THE FISCAL YEAR ENDED JUNE 30, 2020

**NOTE 8 – CAPITAL ASSETS – (Continued)**

Depreciation expense was charged to governmental functions as follows:

<u>Instruction:</u>	
Regular	\$ 367,397
Special	35,127
Vocational	28,692
<u>Support services:</u>	
Administration	31,237
Operations and maintenance	36,686
Pupil Transportation	67,271
Extracurricular	29,028
Food service operations	<u>44,834</u>
Total depreciation expense	<u>\$ 640,272</u>

**NOTE 9 – CAPITAL LEASES – LESSEE DISCLOSURE**

During current and prior fiscal years, the District entered into capital leases for the acquisition of buses. The leases meet the criteria of a capital lease as defined by GAAP, which defines a capital lease generally as one which transfers benefits and risks of ownership to the lessee at the conclusion of the lease term. The capital lease transaction was accounted for as capital outlay expenditure and other financing source in the General Fund. Capital lease payments have been reclassified and are reflected as debt service expenditures on the statement of revenues, expenditures and changes in fund balances of governmental funds. These expenditures are reflected as function expenditures on a budgetary basis.

The buses have been capitalized in the amount of \$431,651. This amount represents the present value of the minimum lease payments at the time of acquisition. Accumulated depreciation as of June 30, 2020, was \$120,761, leaving a current book value of \$310,890. A corresponding liability is recorded in the government-wide financial statements. Principal payments in fiscal year 2020 totaled \$89,220 in the General Fund.

The following is a schedule of the future minimum lease payments required under the capital leases and the present value of the future minimum lease payments as of June 30, 2020.

<u>Fiscal Year Ending June 30,</u>	<u>Amount</u>
2021	\$ 73,909
2022	56,532
2023	38,473
2024	<u>38,472</u>
Total Minimum lease payments	207,386
Less: amount representing interest	<u>(16,592)</u>
Present value of minimum lease payments	<u>\$ 190,794</u>

**WESTERN RESERVE LOCAL SCHOOL DISTRICT  
HURON COUNTY**

NOTES TO THE BASIC FINANCIAL STATEMENTS  
FOR THE FISCAL YEAR ENDED JUNE 30, 2020

**NOTE 10 – LEASE PURCHASE AGREEMENT – LESSEE DISCLOSURE**

During fiscal year 2016, the District entered into a lease-purchase agreement with Key Government Finance, Inc. to complete energy conservation upgrades in the District. This lease is considered a direct borrowing. Direct borrowings have terms negotiated directly between the District and the lender and are not offered for public sale. This lease also meets the criteria of a lease-purchase as defined by GAAP, which defines a lease-purchase generally as one which transfers benefits and risks of ownership to the lessee. At June 30, 2017, capital assets acquired by lease purchase have been capitalized under building and improvements in the amount of \$613,608. Lease-purchase payments have been reflected as debt service expenditures from the General Fund. Principal and interest payments during fiscal year 2020 totaled \$59,077 and \$12,433, respectively.

The following is a schedule of the future long-term minimum lease payments required under the lease-purchase agreements and the present value of the minimum lease payments as of June 30, 2020.

<u>Fiscal Year Ending June 30,</u>	<u>Amount</u>
2021	\$ 71,509
2022	71,509
2023	71,510
2024	71,510
2025	<u>71,509</u>
Total Minimum lease payments	357,547
Less: amount representing interest	<u>(30,847)</u>
Present value of minimum lease payments	<u><u>\$ 326,700</u></u>

**WESTERN RESERVE LOCAL SCHOOL DISTRICT  
HURON COUNTY**

NOTES TO THE BASIC FINANCIAL STATEMENTS  
FOR THE FISCAL YEAR ENDED JUNE 30, 2020

**NOTE 11 – LONG-TERM OBLIGATIONS**

A. During fiscal year 2020, the following changes occurred in governmental activities long-term obligations.

	Balance <u>06/30/19</u>	<u>Additions</u>	<u>Reductions</u>	Balance <u>06/30/20</u>	Amounts Due in <u>One Year</u>
<b>Governmental activities:</b>					
<u>General obligation bonds:</u>					
Series 2010, current interest bonds	\$ 1,165,000	\$ -	\$ (220,000)	\$ 945,000	\$ 225,000
Net pension liability	13,197,570	-	(1,118,128)	12,079,442	-
Net OPEB liability	1,533,145	-	(406,310)	1,126,835	-
Compensated absences	620,952	91,070	(37,204)	674,818	30,144
Lease-purchase agreement obligation - direct borrowing	385,777	-	(59,077)	326,700	61,072
Capital lease obligation	<u>102,219</u>	<u>177,795</u>	<u>(89,220)</u>	<u>190,794</u>	<u>66,696</u>
Total	<u>\$ 17,004,663</u>	<u>\$ 268,865</u>	<u>\$ (1,929,939)</u>	15,343,589	<u>\$ 382,912</u>
Add: unamortized premium				<u>53,788</u>	
Total on statement of net position				<u>\$ 15,397,377</u>	

Series 2010 Refunding General Obligation Bonds – On October 7, 2010, the District issued general obligation bonds (Series 2010 Refunding Bonds) to advance refund the Series 2001 current interest bonds. This refunded debt is considered defeased (in-substance) and accordingly, has been removed from the statement of net position. The balance of the refunded current interest bonds at June 30, 2020, is \$945,000.

The refunding issue is comprised of both current interest bonds, par value \$2,540,000, and capital appreciation bonds par value \$35,000. The interest rates on the current interest bonds range from 2.00 percent – 4.00 percent. The capital appreciation bonds matured on December 1, 2016 at a redemption price equal to 100 percent of the principal, plus accrued interest to the redemption date.

Interest payments on the current interest bonds are due on June 1 and December 1 of each year. The final maturity stated in the issue is December 1, 2023.

The reacquisition price exceeded the net carrying amount of the old debt by \$124,146. This amount is being netted against the new debt and amortized over the remaining life of the refunded debt, which is equal to the life of the new debt issued.

Net pension liability – The District’s net pension liability is described in Note 14. The District pays obligations related to employee compensation from the fund benefitting from their service.

Net OPEB liability/asset – The District’s net OPEB liability/asset is described in Note 15. The District pays obligations related to employee compensation from the fund benefitting from their service.

**WESTERN RESERVE LOCAL SCHOOL DISTRICT  
HURON COUNTY**

NOTES TO THE BASIC FINANCIAL STATEMENTS  
FOR THE FISCAL YEAR ENDED JUNE 30, 2020

**NOTE 11 – LONG-TERM OBLIGATIONS – (Continued)**

*Compensated absences payable* – The liability will be paid from the fund which the employee is paid, which is primarily the General Fund.

*Lease-purchase agreement obligation* – See Note 10 for details.

*Capital lease obligation* – See Note 9 for details.

- B.** Principal and interest requirements to retire the general obligation bonds outstanding at June 30, 2020, are as follows:

Fiscal Year Ending June 30	General Obligation		
	Current Interest Bonds		
	Principal	Interest	Total
2021	\$ 225,000	\$ 32,456	\$ 257,456
2022	230,000	24,200	254,200
2023	240,000	14,800	254,800
2024	250,000	5,000	255,000
Total	\$ 945,000	\$ 76,456	\$ 1,021,456

**C. Legal Debt Margin**

The Ohio Revised Code provides that voted net general obligation debt of the District shall never exceed 9 percent of the total assessed valuation of the District. The code further provides that unvoted indebtedness shall not exceed 1/10 of 1 percent of the property valuation of the District. The code additionally states that unvoted indebtedness related to energy conservation debt shall not exceed 9/10 of 1 percent of the property valuation of the District. The assessed valuation used in determining the District’s legal debt margin has been modified by House Bill 530 which became effective March 30, 2006. In accordance with House Bill 530, the assessed valuation used in the District’s legal debt margin calculation excluded tangible personal property used in business, telephone or telegraph property, interexchange telecommunications company property and personal property owned or leased by a railroad company and used in railroad operations. The effects of these debt limitations at June 30, 2020, are a voted debt margin of \$14,601,861 (including available funds of \$693,103) and an unvoted debt margin of \$165,042.

**NOTE 12 – OTHER EMPLOYEE BENEFITS**

**A. Compensated Absences and Retirement Incentive**

The criteria for determining vested vacation and sick leave benefits are derived from negotiated agreements and State laws. Non-certified employees earn ten to twenty days of vacation per year, depending on the length of service, which cannot be carried forward. Administrators with 260-day contracts earn twenty days of vacation per year and may carry up to ten days forward (balance never to exceed 30 days). Administrators with less than 260-day contracts are not afforded any vacation time.

*Non-Certified Employees*

Accumulated unused sick time is paid to non-certified employees upon termination of employment. Non-certified employees earn sick leave at a rate of one and one-fourth days per month. Sick leave can be accumulated to a maximum of 240 days.

**WESTERN RESERVE LOCAL SCHOOL DISTRICT  
HURON COUNTY**

**NOTES TO THE BASIC FINANCIAL STATEMENTS  
FOR THE FISCAL YEAR ENDED JUNE 30, 2020**

**NOTE 12 – OTHER EMPLOYEE BENEFITS – (Continued)**

Non-certified employees must have eight or more years of service with the state and/or any political subdivision, three of which must be with the District. Payment is made for 25 percent of the total sick leave accumulation, up to a maximum accumulation of 60 days severance pay at the daily rate of the employee. A non-certified employee with twenty-five or more years of service in the District will be paid for 50 percent of the total sick leave accumulation, up to a maximum accumulation of 120 days.

*Certified Employees*

Accumulated unused sick time is paid to certified employees upon termination of employment. Teachers do not earn vacation time. Certified employees earn sick leave at a rate of one and one-fourth days per month. Sick leave can be accumulated to a maximum of 263 days.

Certified employees must have eight or more years of service with the state and/or any political subdivision, four of which must be with the District. Payment is made for 25 percent of the total sick leave accumulation, up to a maximum accumulation of 66 days severance pay at the daily rate of the employee.

**B. Health Benefits**

The District joined together with other area school districts to form the Huron-Erie School Employees Insurance Association, a public entity risk management and employee health benefits program for 14 member school districts (See Note 2.A.). The District pays a monthly premium to the pool for health, life and dental insurance, including prescription coverage. The agreement for formation of the pool provides that it will be self-sustaining through member premiums, and the pool will purchase stop-loss insurance policies through commercial companies to cover claims in excess of \$200,000 for any employee.

In the event of withdrawal, the District shall assume and be responsible for payment of all claims of its eligible employees, families and dependents from the effective date of withdrawal, regardless of when such claims were incurred, processed, or presented to the Association, insurance provider, insurance consultant, or any other appropriate or authorized person or representative; provided further, any such claims, which are paid after the effective date of withdrawal by the Association insurance provider or insurance consultant, or charged to such parties, shall be reimbursed in full by any withdrawing member upon demand of the Association.

**NOTE 13 – RISK MANAGEMENT**

**A. Comprehensive**

The District is exposed to various risks of loss related to torts, theft of, damage to, and destruction of assets, errors and omissions, injuries to employees and natural disasters. During fiscal year 2020, the District has contracted with Hylant to provide general liability, fleet, building and contents coverage.

The District had the following coverages in effect for fiscal year 2020:



**WESTERN RESERVE LOCAL SCHOOL DISTRICT  
HURON COUNTY**

NOTES TO THE BASIC FINANCIAL STATEMENTS  
FOR THE FISCAL YEAR ENDED JUNE 30, 2020

**NOTE 13 – RISK MANAGEMENT – (Continued)**

<u>Coverage</u>	<u>Limits of Coverage</u>	<u>Deductible</u>
General liability:		
Each occurrence	\$ 3,000,000	\$ -
Aggregate	5,000,000	-
Fleet:		
Comprehensive	3,000,000	1,000
Collision	3,000,000	1,000
Building and contents	58,294,010	1,000

Settled claims have not exceeded this commercial coverage in any of the past three years. There has been no significant reduction in amounts of insurance coverage from fiscal year 2019.

**B. Ohio School Boards Association Workers’ Compensation Group Rating Program**

For fiscal year 2020, the District participated in the Ohio School Boards Association Workers’ Compensation Group Rating Program (GRP), an insurance purchasing pool (See Note 2.A.). The intent of the GRP is to achieve the benefit of a reduced premium for the District by virtue of its grouping and representation with other participants in the GRP. The workers’ compensation experience of the participating school districts is calculated as one experience and a common premium rate is applied to all school districts in the GRP. Each participant pays its workers’ compensation premium to the State based on the rate for the GRP rather than its individual rate. Participation in the GRP is limited to school districts that can meet the GRP’s selection criteria. The firm of CompManagement, Inc. provides administrative, cost control and actuarial services to the GRP.

Post-employment health care is provided to plan participants or their beneficiaries through the respective retirement systems discussed in Note 14. As such, no funding provisions are required by the District.

**NOTE 14 – DEFINED BENEFIT PENSION PLANS**

***Net Pension Liability***

The net pension liability reported on the statement of net position represents a liability to employees for pensions. Pensions are a component of exchange transactions—between an employer and its employees—of salaries and benefits for employee services. Pensions are provided to an employee—on a deferred-payment basis—as part of the total compensation package offered by an employer for employee services each financial period. The obligation to sacrifice resources for pensions is a present obligation because it was created as a result of employment exchanges that already have occurred.

The net pension liability represents the District’s proportionate share of each pension plan’s collective actuarial present value of projected benefit payments attributable to past periods of service, net of each pension plan’s fiduciary net position. The net pension liability calculation is dependent on critical long-term variables, including estimated average life expectancies, earnings on investments, cost of living adjustments and others. While these estimates use the best information available, unknowable future events require adjusting this estimate annually.

The Ohio Revised Code limits the District’s obligation for this liability to annually required payments. The District cannot control benefit terms or the manner in which pensions are financed; however, the District does receive the benefit of employees’ services in exchange for compensation including pension.

**WESTERN RESERVE LOCAL SCHOOL DISTRICT  
HURON COUNTY**

NOTES TO THE BASIC FINANCIAL STATEMENTS  
FOR THE FISCAL YEAR ENDED JUNE 30, 2020

**NOTE 14 – DEFINED BENEFIT PENSION PLANS – (Continued)**

GASB 68 assumes the liability is solely the obligation of the employer, because (1) they benefit from employee services; and (2) State statute requires all funding to come from these employers. All contributions to date have come solely from these employers (which also includes costs paid in the form of withholdings from employees). State statute requires the pension plans to amortize unfunded liabilities within 30 years. If the amortization period exceeds 30 years, each pension plan’s board must propose corrective action to the State legislature. Any resulting legislative change to benefits or funding could significantly affect the net pension liability. Resulting adjustments to the net pension liability would be effective when the changes are legally enforceable.

The proportionate share of each plan’s unfunded benefits is presented as a long-term *net pension liability* on the accrual basis of accounting. Any liability for the contractually-required pension contribution outstanding at the end of the year is included in pension and postemployment benefits payable on both the accrual and modified accrual bases of accounting.

***Plan Description – School Employees Retirement System (SERS)***

Plan Description – The District non-teaching employees participate in SERS, a cost-sharing multiple-employer defined benefit pension plan administered by SERS. SERS provides retirement, disability and survivor benefits, annual cost-of-living adjustments, and death benefits to plan members and beneficiaries. Authority to establish and amend benefits is provided by Ohio Revised Code Chapter 3309. SERS issues a publicly available, stand-alone financial report that includes financial statements, required supplementary information and detailed information about SERS’ fiduciary net position. That report can be obtained by visiting the SERS website at [www.ohsers.org](http://www.ohsers.org) under Employers/Audit Resources.

Age and service requirements for retirement are as follows:

	Eligible to Retire on or before August 1, 2017 *	Eligible to Retire after August 1, 2017
Full benefits	Age 65 with 5 years of services credit; or Any age with 30 years of service credit	Age 67 with 10 years of service credit; or Age 57 with 30 years of service credit
Actuarially reduced benefits	Age 60 with 5 years of service credit; or Age 55 with 25 years of service credit	Age 62 with 10 years of service credit; or Age 60 with 25 years of service credit

\* Members with 25 years of service credit as of August 1, 2017 will be included in this plan.

Annual retirement benefits are calculated based on final average salary multiplied by a percentage that varies based on years of service; 2.2 percent for the first thirty years of service and 2.5 percent for years of service credit over 30. Final average salary is the average of the highest three years of salary.

Effective January 1, 2018, SERS cost-of-living adjustment (COLA) changed from a fixed 3 percent annual increase to one based on the Consumer Price Index (CPI-W) with a cap of 2.5 percent and a floor of 0 percent. SERS also has the authority to award or suspend the COLA, or to adjust the COLA above or below CPI-W. SERS suspended the COLA increases for 2018, 2019 and 2020 for current retirees, and confirmed their intent to implement a four-year waiting period for the state of a COLA for future retirees.

**WESTERN RESERVE LOCAL SCHOOL DISTRICT  
HURON COUNTY**

**NOTES TO THE BASIC FINANCIAL STATEMENTS  
FOR THE FISCAL YEAR ENDED JUNE 30, 2020**

**NOTE 14 – DEFINED BENEFIT PENSION PLANS – (Continued)**

Funding Policy – Plan members are required to contribute 10 percent of their annual covered salary and the District is required to contribute 14 percent of annual covered payroll. The contribution requirements of plan members and employers are established and may be amended by the SERS' Retirement Board up to statutory maximum amounts of 10 percent for plan members and 14 percent for employers. The Retirement Board, acting with the advice of the actuary, allocates the employer contribution rate among four of the System's funds (Pension Trust Fund, Death Benefit Fund, Medicare B Fund, and Health Care Fund). For the fiscal year ended June 30, 2020, the allocation to pension, death benefits, and Medicare B was 14.0 percent.

The District's contractually required contribution to SERS was \$192,483 for fiscal year 2020. Of this amount, \$7,158 is reported as pension and postemployment benefits payable.

***Plan Description – State Teachers Retirement System (STRS)***

Plan Description – Licensed teachers participate in STRS Ohio, a cost-sharing multiple-employer public employee retirement system administered by STRS. STRS provides retirement and disability benefits to members and death and survivor benefits to beneficiaries. STRS issues a stand-alone financial report that includes financial statements, required supplementary information and detailed information about STRS' fiduciary net position. That report can be obtained by writing to STRS, 275 East Broad Street, Columbus, Ohio 43215-3771, by calling (888) 227-7877, or by visiting the STRS website at [www.strsoh.org](http://www.strsoh.org).

New members have a choice of three retirement plans; a Defined Benefit (DB) Plan, a Defined Contribution (DC) Plan and a Combined Plan. Benefits are established by Ohio Revised Code Chapter 3307. The DB Plan offers an annual retirement allowance based on final average salary multiplied by a percentage that varies based on years of service. Effective August 1, 2015, the calculation will be 2.2 percent of final average salary for the five highest years of earnings multiplied by all years of service. Effective July 1, 2017, the cost-of-living adjustment was reduced to zero. Members are eligible to retire at age 60 with five years of qualifying service credit, or age 55 with 28 years of service, or 33 years of service regardless of age. Eligibility changes will be phased in until August 1, 2026, when retirement eligibility for unreduced benefits will be five years of service credit and age 65, or 35 years of service credit and at least age 60.

The DC Plan allows members to place all their member contributions and 9.53 percent of the 14 percent employer contributions into an investment account. Investment allocation decisions are determined by the member. The remaining 4.47 percent of the 14 percent employer rate is allocated to the defined benefit unfunded liability. A member is eligible to receive a retirement benefit at age 50 and termination of employment. The member may elect to receive a lifetime monthly annuity or a lump sum withdrawal.

The Combined Plan offers features of both the DB Plan and the DC Plan. In the Combined Plan, 12 percent of the 14 percent member rate goes to the DC Plan and the remaining 2 percent is applied to the DB Plan. Member contributions to the DC Plan are allocated among investment choices by the member, and contributions to the DB Plan from the employer and the member are used to fund the defined benefit payment at a reduced level from the regular DB Plan. The defined benefit portion of the Combined Plan payment is payable to a member on or after age 60 with five years of service. The defined contribution portion of the account may be taken as a lump sum payment or converted to a lifetime monthly annuity after termination of employment at age 50 or later.

New members who choose the DC Plan or Combined Plan will have another opportunity to reselect a permanent plan during their fifth year of membership. Members may remain in the same plan or transfer to another STRS plan. The optional annuitization of a member's defined contribution account or the defined contribution portion of a member's Combined Plan account to a lifetime benefit results in STRS bearing the risk of investment gain or loss on the account. STRS has therefore included all three plan options as one defined benefit plan for GASB 68 reporting purposes.

**WESTERN RESERVE LOCAL SCHOOL DISTRICT  
HURON COUNTY**

NOTES TO THE BASIC FINANCIAL STATEMENTS  
FOR THE FISCAL YEAR ENDED JUNE 30, 2020

**NOTE 14 – DEFINED BENEFIT PENSION PLANS – (Continued)**

A DB or Combined Plan member with five or more years of credited service who is determined to be disabled may qualify for a disability benefit. Eligible survivors of members who die before service retirement may qualify for monthly benefits. New members on or after July 1, 2013, must have at least ten years of qualifying service credit to apply for disability benefits. Members in the DC Plan who become disabled are entitled only to their account balance. If a member of the DC Plan dies before retirement benefits begin, the member’s designated beneficiary is entitled to receive the member’s account balance.

Funding Policy – Employer and member contribution rates are established by the State Teachers Retirement Board and limited by Chapter 3307 of the Ohio Revised Code. For fiscal year 2020, plan members were required to contribute 14 percent of their annual covered salary. The District was required to contribute 14 percent; the entire 14 percent was the portion used to fund pension obligations. The fiscal year 2020 contribution rates were equal to the statutory maximum rates.

The District’s contractually required contribution to STRS was \$702,500 for fiscal year 2020. Of this amount, \$119,791 is reported as pension and postemployment benefits payable.

***Pension Liabilities, Pension Expense, and Deferred Outflows of Resources and Deferred Inflows of Resources Related to Pensions***

The net pension liability was measured as of June 30, 2019, and the total pension liability used to calculate the net pension liability was determined by an actuarial valuation as of that date. The District’s proportion of the net pension liability was based on the District’s share of contributions to the pension plan relative to the projected contributions of all participating entities.

Following is information related to the proportionate share and pension expense:

	<u>SERS</u>	<u>STRS</u>	<u>Total</u>
Proportion of the net pension liability prior measurement date	0.05570740%	0.04551217%	
Proportion of the net pension liability current measurement date	<u>0.04357590%</u>	<u>0.04283281%</u>	
Change in proportionate share	<u>-0.01213150%</u>	<u>-0.00267936%</u>	
Proportionate share of the net pension liability	\$ 2,607,223	\$ 9,472,219	\$ 12,079,442
Pension expense	\$ 268,832	\$ 1,142,993	\$ 1,411,825

At June 30, 2020, the District reported deferred outflows of resources and deferred inflows of resources related to pensions from the following sources:

**WESTERN RESERVE LOCAL SCHOOL DISTRICT  
HURON COUNTY**

NOTES TO THE BASIC FINANCIAL STATEMENTS  
FOR THE FISCAL YEAR ENDED JUNE 30, 2020

**NOTE 14 – DEFINED BENEFIT PENSION PLANS – (Continued)**

	SERS	STRS	Total
<b>Deferred outflows of resources</b>			
Differences between expected and actual experience	\$ 66,114	\$ 77,120	\$ 143,234
Changes of assumptions	-	1,112,696	1,112,696
Difference between employer contributions and proportionate share of contributions/change in proportionate share	81,077	12,365	93,442
Contributions subsequent to the measurement date	192,483	702,500	894,983
Total deferred outflows of resources	<u>\$ 339,674</u>	<u>\$ 1,904,681</u>	<u>\$ 2,244,355</u>
	SERS	STRS	Total
<b>Deferred inflows of resources</b>			
Differences between expected and actual experience	\$ -	\$ 41,002	\$ 41,002
Net difference between projected and actual earnings on pension plan investments	33,464	462,950	496,414
Difference between employer contributions and proportionate share of contributions/change in proportionate share	403,319	599,562	1,002,881
Total deferred inflows of resources	<u>\$ 436,783</u>	<u>\$ 1,103,514</u>	<u>\$ 1,540,297</u>

\$894,983 reported as deferred outflows of resources related to pension resulting from District contributions subsequent to the measurement date will be recognized as a reduction of the net pension liability in the year ending June 30, 2021.

Other amounts reported as deferred outflows of resources and deferred inflows of resources related to pension will be recognized in pension expense as follows:

	SERS	STRS	Total
Fiscal Year Ending June 30:			
2021	\$ (118,441)	\$ 418,144	\$ 299,703
2022	(187,902)	(66,538)	(254,440)
2023	(2,228)	(199,660)	(201,888)
2024	18,979	(53,279)	(34,300)
Total	<u>\$ (289,592)</u>	<u>\$ 98,667</u>	<u>\$ (190,925)</u>

**Actuarial Assumptions – SERS**

SERS’ total pension liability was determined by their actuaries in accordance with GASB Statement No. 67, as part of their annual actuarial valuation for each defined benefit retirement plan. Actuarial valuations of an ongoing plan involve estimates of the value of reported amounts (e.g., salaries, credited service) and assumptions about the probability of occurrence of events far into the future (e.g., mortality, disabilities, retirements, employment termination). Actuarially determined amounts are subject to continual review and potential modifications, as actual results are compared with past expectations and new estimates are made about the future.

**WESTERN RESERVE LOCAL SCHOOL DISTRICT  
HURON COUNTY**

**NOTES TO THE BASIC FINANCIAL STATEMENTS  
FOR THE FISCAL YEAR ENDED JUNE 30, 2020**

**NOTE 14 – DEFINED BENEFIT PENSION PLANS – (Continued)**

Projections of benefits for financial reporting purposes are based on the substantive plan (the plan as understood by the employers and plan members) and include the types of benefits provided at the time of each valuation and the historical pattern of sharing benefit costs between the employers and plan members to that point. The projection of benefits for financial reporting purposes does not explicitly incorporate the potential effects of legal or contractual funding limitations.

Actuarial calculations reflect a long-term perspective. For a newly hired employee, actuarial calculations will take into account the employee’s entire career with the employer and also take into consideration the benefits, if any, paid to the employee after termination of employment until the death of the employee and any applicable contingent annuitant. In many cases actuarial calculations reflect several decades of service with the employer and the payment of benefits after termination.

Key methods and assumptions used in calculating the total pension liability in the latest actuarial valuation, prepared as of June 30, 2019, are presented below:

Wage inflation	3.00 percent
Future salary increases, including inflation	3.50 percent to 18.20 percent
COLA or ad hoc COLA	2.50 percent
Investment rate of return	7.50 percent net of investments expense, including inflation
Actuarial cost method	Entry age normal (level percent of payroll)

For 2019, the mortality rates were based on the RP-2014 Blue Collar Mortality Table with fully generational projection and a five-year age set-back for both males and females. Mortality among service retired members, and beneficiaries were based upon the RP-2014 Blue Collar Mortality Table with fully generational projection with Scale BB, 120 percent of male rates, and 110 percent of female rates. Mortality among disabled members was based upon the RP-2000 Disabled Mortality Table, 90 percent for male rates and 100 percent for female rates, set back five years is used for the period after disability retirement.

The most recent experience study was completed for the five year period ended June 30, 2015.

The long-term return expectation for the Pension Plan Investments has been determined using a building-block approach and assumes a time horizon, as defined in SERS’ *Statement of Investment Policy*. A forecasted rate of inflation serves as the baseline for the return expectation. Various real return premiums over the baseline inflation rate have been established for each asset class. The long-term expected nominal rate of return has been determined by calculating a weighted average of the expected real return premiums for each asset class, adding the projected inflation rate, and adding the expected return from rebalancing uncorrelated asset classes.

The target allocation and best estimates of arithmetic real rates of return for each major assets class are summarized in the following table:

**WESTERN RESERVE LOCAL SCHOOL DISTRICT  
HURON COUNTY**

NOTES TO THE BASIC FINANCIAL STATEMENTS  
FOR THE FISCAL YEAR ENDED JUNE 30, 2020

**NOTE 14 – DEFINED BENEFIT PENSION PLANS – (Continued)**

Asset Class	Target Allocation	Long-Term Expected Real Rate of Return
Cash	1.00 %	0.50 %
US Equity	22.50	4.75
International Equity	22.50	7.00
Fixed Income	19.00	1.50
Private Equity	10.00	8.00
Real Assets	15.00	5.00
Multi-Asset Strategies	10.00	3.00
Total	<u>100.00 %</u>	

**Discount Rate** – The total pension liability was calculated using the discount rate of 7.50 percent. The projection of cash flows used to determine the discount rate assumed the contributions from employers and from the members would be computed based on contribution requirements as stipulated by State statute. Projected inflows from investment earning were calculated using the long-term assumed investment rate of return (7.50 percent). Based on those assumptions, the plan’s fiduciary net position was projected to be available to make all future benefit payments of current plan members. Therefore, the long-term expected rate of return on pension plan investments was applied to all periods of projected benefits to determine the total pension liability.

**Sensitivity of the District's Proportionate Share of the Net Pension Liability to Changes in the Discount Rate** – Net pension liability is sensitive to changes in the discount rate, and to illustrate the potential impact the following table presents the net pension liability calculated using the discount rate of 7.50 percent, as well as what each plan’s net pension liability would be if it were calculated using a discount rate that is one percentage point lower (6.50 percent), or one percentage point higher (8.50 percent) than the current rate.

	1% Decrease	Current Discount Rate	1% Increase
District's proportionate share of the net pension liability	\$ 3,653,651	\$ 2,607,223	\$ 1,729,661

**Actuarial Assumptions – STRS**

Key methods and assumptions used in the latest actuarial valuation, reflecting experience study results used in the July 1, 2019, actuarial valuation are presented below:

	July 1, 2019
Inflation	2.50 percent
Projected salary increases	12.50 percent at age 20 to 2.50 percent at age 65
Investment rate of return	7.45 percent, net of investment expenses, including inflation
Payroll increases	3.00 percent
Cost-of-living adjustments (COLA)	0.00 percent

**WESTERN RESERVE LOCAL SCHOOL DISTRICT  
HURON COUNTY**

NOTES TO THE BASIC FINANCIAL STATEMENTS  
FOR THE FISCAL YEAR ENDED JUNE 30, 2020

**NOTE 14 – DEFINED BENEFIT PENSION PLANS – (Continued)**

For the July 1, 2019, actuarial valuation, post-retirement mortality rates for healthy retirees are based on the RP-2014 Annuitant Mortality Table with 50 percent of rates through age 69, 70 percent of rates between ages 70 and 79, 90 percent of rates between ages 80 and 84, and 100 percent of rates thereafter, projected forward generationally using mortality improvement scale MP-2016. Post-retirement disabled mortality rates are based on the RP-2014 Disabled Mortality Table with 90 percent of rates for males and 100 percent of rates for females, projected forward generationally using mortality improvement scale MP-2016. Pre-retirement mortality rates are based on RP-2014 Employee Mortality Table, projected forward generationally using mortality improvement scale MP-2016.

Actuarial assumptions used in the July 1, 2019 valuation are based on the results of an actuarial experience study for the period July 1, 2011 through June 30, 2016.

STRS Ohio’s investment consultant develops an estimate range for the investment return assumption based on the target allocation adopted by the Retirement Board. The target allocation and long-term expected rate of return for each major asset class are summarized as follows:

Asset Class	Target Allocation*	Long-Term Expected Real Rate of Return **
Domestic Equity	28.00 %	7.35 %
International Equity	23.00	7.55
Alternatives	17.00	7.09
Fixed Income	21.00	3.00
Real Estate	10.00	6.00
Liquidity Reserves	1.00	2.25
Total	<u>100.00 %</u>	

\*Target weights will be phased in over a 24-month period concluding on July 1, 2019.

\*\*10-Year geometric nominal returns, which include the real rate of return and inflation of 2.25 percent and does not include investment expenses. Over a 30-year period, STRS’ investment consultant indicates that the above target allocations should generate a return above the actuarial rate of return, without net value added by management.

**Discount Rate** – The discount rate used to measure the total pension liability was 7.45 percent as of June 30, 2019. The projection of cash flows used to determine the discount rate assumes member and employer contributions will be made at the statutory contribution rates in accordance with rate increases described above. For this purpose, only employer contributions that are intended to fund benefits of current plan members and their beneficiaries are included. Projected employer contributions that are intended to fund the service costs of future plan members and their beneficiaries, as well as projected contributions from future plan members, are not included. Based on those assumptions, STRS’ fiduciary net position was projected to be available to make all projected future benefit payments to current plan members as of June 30, 2019. Therefore, the long-term expected rate of return on pension plan investments of 7.45 percent was applied to all periods of projected benefit payment to determine the total pension liability as of June 30, 2019.

**Sensitivity of the District's Proportionate Share of the Net Pension Liability to Changes in the Discount Rate** – The following table presents the District's proportionate share of the net pension liability calculated using the current period discount rate assumption of 7.45 percent, as well as what the District's proportionate share of the net pension liability would be if it were calculated using a discount rate that is one-percentage-point lower (6.45 percent) or one-percentage-point higher (8.45 percent) than the current rate:



**WESTERN RESERVE LOCAL SCHOOL DISTRICT  
HURON COUNTY**

NOTES TO THE BASIC FINANCIAL STATEMENTS  
FOR THE FISCAL YEAR ENDED JUNE 30, 2020

**NOTE 14 – DEFINED BENEFIT PENSION PLANS – (Continued)**

	1% Decrease	Current Discount Rate	1% Increase
District's proportionate share of the net pension liability	\$ 13,842,592	\$ 9,472,219	\$ 5,772,473

**NOTE 15 – DEFINED BENEFIT OPEB PLANS**

*Net OPEB Liability/Asset*

The net OPEB liability/asset reported on the statement of net position represents a liability/asset to employees for OPEB. OPEB is a component of exchange transactions—between an employer and its employees—of salaries and benefits for employee services. OPEB are provided to an employee—on a deferred-payment basis—as part of the total compensation package offered by an employer for employee services each financial period. The obligation to sacrifice resources for OPEB is a present obligation because it was created as a result of employment exchanges that already have occurred.

The net OPEB liability/asset represents the District’s proportionate share of each OPEB plan’s collective actuarial present value of projected benefit payments attributable to past periods of service, net of each OPEB plan’s fiduciary net position. The net OPEB liability/asset calculation is dependent on critical long-term variables, including estimated average life expectancies, earnings on investments, cost of living adjustments and others. While these estimates use the best information available, unknowable future events require adjusting these estimates annually.

The Ohio Revised Code limits the District’s obligation for this liability to annually required payments. The District cannot control benefit terms or the manner in which OPEB are financed; however, the District does receive the benefit of employees’ services in exchange for compensation including OPEB.

GASB 75 assumes the liability is solely the obligation of the employer, because they benefit from employee services. OPEB contributions come from these employers and health care plan enrollees which pay a portion of the health care costs in the form of a monthly premium. The Ohio Revised Code permits, but does not require, the retirement systems to provide healthcare to eligible benefit recipients. Any change to benefits or funding could significantly affect the net OPEB liability/asset. Resulting adjustments to the net OPEB liability/asset would be effective when the changes are legally enforceable. The retirement systems may allocate a portion of the employer contributions to provide for these OPEB benefits.

The proportionate share of each plan’s unfunded/funded benefits is presented as a long-term *net OPEB liability* or *net OPEB asset* on the accrual basis of accounting. Any liability for the contractually-required OPEB contribution outstanding at the end of the year is included in pension and postemployment benefits payable on both the accrual and modified accrual bases of accounting.

**WESTERN RESERVE LOCAL SCHOOL DISTRICT  
HURON COUNTY**

NOTES TO THE BASIC FINANCIAL STATEMENTS  
FOR THE FISCAL YEAR ENDED JUNE 30, 2020

**NOTE 15 – DEFINED BENEFIT OPEB PLANS – (Continued)**

***Plan Description – School Employees Retirement System (SERS)***

Health Care Plan Description – The District contributes to the SERS Health Care Fund, administered by SERS for non-certificated retirees and their beneficiaries. For GASB 75 purposes, this plan is considered a cost-sharing other postemployment benefit (OPEB) plan. SERS' Health Care Plan provides healthcare benefits to eligible individuals receiving retirement, disability, and survivor benefits, and to their eligible dependents. Members who retire after June 1, 1986, need 10 years of service credit, exclusive of most types of purchased credit, to qualify to participate in SERS' health care coverage. In addition to age and service retirees, disability benefit recipients and beneficiaries who are receiving monthly benefits due to the death of a member or retiree, are eligible for SERS' health care coverage. Most retirees and dependents choosing SERS' health care coverage are over the age of 65 and therefore enrolled in a fully insured Medicare Advantage plan; however, SERS maintains a traditional, self-insured preferred provider organization for its non-Medicare retiree population. For both groups, SERS offers a self-insured prescription drug program. Health care is a benefit that is permitted, not mandated, by statute. The financial report of the Plan is included in the SERS Comprehensive Annual Financial Report which can be obtained on SERS' website at [www.ohsers.org](http://www.ohsers.org) under Employers/Audit Resources.

Access to health care for retirees and beneficiaries is permitted in accordance with Section 3309 of the Ohio Revised Code. The Health Care Fund was established and is administered in accordance with Internal Revenue Code Section 105(e). SERS' Retirement Board reserves the right to change or discontinue any health plan or program. Active employee members do not contribute to the Health Care Plan. The SERS Retirement Board established the rules for the premiums paid by the retirees for health care coverage for themselves and their dependents or for their surviving beneficiaries. Premiums vary depending on the plan selected, qualified years of service, Medicare eligibility, and retirement status.

Funding Policy – State statute permits SERS to fund the health care benefits through employer contributions. Each year, after the allocation for statutorily required pensions and benefits, the Retirement Board may allocate the remainder of the employer contribution of 14 percent of covered payroll to the Health Care Fund in accordance with the funding policy. For the fiscal year ended June 30, 2020, SERS did not allocate any employer contributions to post-employment health care. An additional health care surcharge on employers is collected for employees earning less than an actuarially determined minimum compensation amount, pro-rated if less than a full year of service credit was earned. For fiscal year 2020, this amount was \$19,600. Statutes provide that no employer shall pay a health care surcharge greater than 2 percent of that employer's SERS-covered payroll; nor may SERS collect in aggregate more than 1.5 percent of the total statewide SERS-covered payroll for the health care surcharge. For fiscal year 2020, the District's surcharge obligation was \$27,324.

The surcharge added to the allocated portion of the 14 percent employer contribution rate is the total amount assigned to the Health Care Fund. The District's contractually required contribution to SERS was \$27,324 for fiscal year 2020. Of this amount, \$27,324 is reported as pension and postemployment benefits payable.

***Plan Description – State Teachers Retirement System (STRS)***

Plan Description – The State Teachers Retirement System of Ohio (STRS) administers a cost-sharing Health Plan administered for eligible retirees who participated in the defined benefit or combined pension plans offered by STRS. Ohio law authorizes STRS to offer this plan. Benefits include hospitalization, physicians' fees, prescription drugs and partial reimbursement of monthly Medicare Part B premiums. Medicare Part B premium reimbursements will be discontinued effective January 1, 2021. The Plan is included in the report of STRS which can be obtained by visiting [www.strsoh.org](http://www.strsoh.org) or by calling (888) 227-7877.

**WESTERN RESERVE LOCAL SCHOOL DISTRICT  
HURON COUNTY**

NOTES TO THE BASIC FINANCIAL STATEMENTS  
FOR THE FISCAL YEAR ENDED JUNE 30, 2020

**NOTE 15 – DEFINED BENEFIT OPEB PLANS – (Continued)**

Funding Policy – Ohio Revised Code Chapter 3307 authorizes STRS to offer the Plan and gives the Retirement Board discretionary authority over how much, if any, of the health care costs will be absorbed by STRS. Active employee members do not contribute to the Health Care Plan. Nearly all health care plan enrollees, for the most recent year, pay a portion of the health care costs in the form of a monthly premium. Under Ohio law, funding for post-employment health care may be deducted from employer contributions, currently 14 percent of covered payroll. For the fiscal year ended June 30, 2020, STRS did not allocate any employer contributions to post-employment health care.

***OPEB Liabilities/Assets, OPEB Expense, and Deferred Outflows of Resources and Deferred Inflows of Resources Related to OPEB***

The net OPEB liability/asset was measured as of June 30, 2019, and the total OPEB liability/asset used to calculate the net OPEB liability/asset was determined by an actuarial valuation as of that date. The District's proportion of the net OPEB liability/asset was based on the District's share of contributions to the respective retirement systems relative to the contributions of all participating entities.

Following is information related to the proportionate share and OPEB expense:

	<u>SERS</u>	<u>STRS</u>	<u>Total</u>
Proportion of the net OPEB liability/asset prior measurement date	0.05526300%	0.04551217%	
Proportion of the net OPEB liability/asset current measurement date	<u>0.04480830%</u>	<u>0.04283281%</u>	
Change in proportionate share	<u>-0.01045470%</u>	<u>-0.00267936%</u>	
Proportionate share of the net OPEB liability	\$ 1,126,835	\$ -	\$ 1,126,835
Proportionate share of the net OPEB asset	\$ -	\$ (709,414)	\$ (709,414)
OPEB expense	\$ 30,192	\$ (229,773)	\$ (199,581)

At June 30, 2020, the District reported deferred outflows of resources and deferred inflows of resources related to OPEB from the following sources:

	<u>SERS</u>	<u>STRS</u>	<u>Total</u>
<b>Deferred outflows of resources</b>			
Differences between expected and actual experience	\$ 16,541	\$ 64,315	\$ 80,856
Net difference between projected and actual earnings on OPEB plan investments	2,706	-	2,706
Changes of assumptions	82,302	14,912	97,214
Difference between employer contributions and proportionate share of contributions/change in proportionate share	35,367	-	35,367
Contributions subsequent to the measurement date	<u>27,324</u>	<u>-</u>	<u>27,324</u>
Total deferred outflows of resources	<u>\$ 164,240</u>	<u>\$ 79,227</u>	<u>\$ 243,467</u>

**WESTERN RESERVE LOCAL SCHOOL DISTRICT  
HURON COUNTY**

NOTES TO THE BASIC FINANCIAL STATEMENTS  
FOR THE FISCAL YEAR ENDED JUNE 30, 2020

**NOTE 15 – DEFINED BENEFIT OPEB PLANS – (Continued)**

	SERS	STRS	Total
<b>Deferred inflows of resources</b>			
Differences between expected and actual experience	\$ 247,558	\$ 36,091	\$ 283,649
Net difference between projected and actual earnings on OPEB plan investments	-	44,556	44,556
Changes of assumptions	63,144	777,791	840,935
Difference between employer contributions and proportionate share of contributions/ change in proportionate share	284,052	55,297	339,349
Total deferred inflows of resources	\$ 594,754	\$ 913,735	\$ 1,508,489

\$27,324 reported as deferred outflows of resources related to OPEB resulting from District contributions subsequent to the measurement date will be recognized as a reduction of the net OPEB liability/asset in the year ending June 30, 2021.

Other amounts reported as deferred outflows of resources and deferred inflows of resources related to OPEB will be recognized in OPEB expense as follows:

	SERS	STRS	Total
Fiscal Year Ending June 30:			
2021	\$ (82,033)	\$ (181,922)	\$ (263,955)
2022	(85,978)	(181,920)	(267,898)
2023	(85,184)	(164,064)	(249,248)
2024	(85,312)	(157,802)	(243,114)
2025	(81,669)	(148,274)	(229,943)
Thereafter	(37,662)	(526)	(38,188)
Total	\$ (457,838)	\$ (834,508)	\$ (1,292,346)

***Actuarial Assumptions – SERS***

The total OPEB liability is determined by SERS' actuaries in accordance with GASB Statement No. 74, as part of their annual actuarial valuation for each retirement plan. Actuarial valuations of an ongoing plan involve estimates of the value of reported amounts (e.g., salaries, credited service) and assumptions about the probability of occurrence of events far into the future (e.g., mortality, disabilities, retirements, employment terminations). Actuarially determined amounts are subject to continual review and potential modifications, as actual results are compared with past expectations and new estimates are made about the future.

Projections of benefits for financial reporting purposes are based on the substantive plan (the plan as understood by the employers and plan members) and include the types of benefits provided at the time of each valuation and the historical pattern of sharing benefit costs between the employers and plan members to that point. The projection of benefits for financial reporting purposes does not explicitly incorporate the potential effects of legal or contractual funding limitations.

**WESTERN RESERVE LOCAL SCHOOL DISTRICT  
HURON COUNTY**

NOTES TO THE BASIC FINANCIAL STATEMENTS  
FOR THE FISCAL YEAR ENDED JUNE 30, 2020

**NOTE 15 – DEFINED BENEFIT OPEB PLANS – (Continued)**

Actuarial calculations reflect a long-term perspective. For a newly hired employee, actuarial calculations will take into account the employee's entire career with the employer and also take into consideration the benefits, if any, paid to the employee after termination of employment until the death of the employee and any applicable contingent annuitant. In many cases, actuarial calculations reflect several decades of service with the employer and the payment of benefits after termination.

Key methods and assumptions used in calculating the total OPEB liability in the latest actuarial valuation date of June 30, 2019 are presented below:

Wage inflation	3.00 percent
Future salary increases, including inflation	3.50 percent to 18.20 percent
Investment rate of return	7.50 percent net of investments expense, including inflation
Municipal bond index rate:	
Measurement date	3.13 percent
Prior measurement date	3.62 percent
Single equivalent interest rate, net of plan investment expense, including price inflation:	
Measurement date	3.22 percent
Prior measurement date	3.70 percent
Medical trend assumption:	
Measurement date	
Medicare	5.25 to 4.75 percent
Pre-Medicare	7.00 to 4.75 percent
Prior measurement date	
Medicare	5.375 to 4.75 percent
Pre-Medicare	7.25 to 4.75 percent

Mortality rates were based on the RP-2014 Blue Collar Mortality Table with fully generational projection and Scale BB, 120 percent of male rates and 110 percent of female rates. RP-2000 Disabled Mortality Table with 90 percent for male rates and 100 percent for female rates set back five years.

The most recent experience study was completed for the five year period ended June 30, 2015.

The long-term expected rate of return on plan assets is reviewed as part of the actuarial five-year experience study. The most recent study covers fiscal years 2010 through 2015, and was adopted by the Board on April 21, 2016. Several factors are considered in evaluating the long-term rate of return assumption including long-term historical data, estimates inherent in current market data, and a log-normal distribution analysis in which best-estimate ranges of expected future real rates of return were developed by the investment consultant for each major asset class. These ranges were combined to produce the long-term expected rate of return, 7.50 percent, by weighting the expected future real rates of return by the target asset allocation percentage and then adding expected inflation. The capital market assumptions developed by the investment consultant are intended for use over a 10-year horizon and may not be useful in setting the long-term rate of return for funding pension plans which covers a longer timeframe. The assumption is intended to be a long-term assumption and is not expected to change absent a significant change in the asset allocation, a change in the inflation assumption, or a fundamental change in the market that alters expected returns in future years.

**WESTERN RESERVE LOCAL SCHOOL DISTRICT  
HURON COUNTY**

NOTES TO THE BASIC FINANCIAL STATEMENTS  
FOR THE FISCAL YEAR ENDED JUNE 30, 2020

**NOTE 15 – DEFINED BENEFIT OPEB PLANS – (Continued)**

The target asset allocation and best estimates of arithmetic real rates of return for each major asset class, as used in the June 30, 2015 five-year experience study, are summarized as follows:

Asset Class	Target Allocation	Long-Term Expected Real Rate of Return
Cash	1.00 %	0.50 %
US Equity	22.50	4.75
International Equity	22.50	7.00
Fixed Income	19.00	1.50
Private Equity	10.00	8.00
Real Assets	15.00	5.00
Multi-Asset Strategies	10.00	3.00
Total	<u>100.00 %</u>	

**Discount Rate** – The discount rate used to measure the total OPEB liability at June 30, 2019 was 3.22 percent. The discount rate used to measure total OPEB liability prior to June 30, 2019 was 3.70 percent. The projection of cash flows used to determine the discount rate assumed that contributions will be made from members and the System at the state statute contribution rate of 2.00 percent of projected covered employee payroll each year, which includes a 1.50 percent payroll surcharge and 0.50 percent of contributions from the basic benefits plan. Based on these assumptions, the OPEB plan’s fiduciary net position was projected to become insufficient to make future benefit payments during the fiscal year ending June 30, 2025. Therefore, the long-term expected rate of return on OPEB plan assets was used to present value the projected benefit payments through the fiscal year ending June 30, 2024 and the Fidelity General Obligation 20-year Municipal Bond Index rate of 3.13 percent, as of June 30, 2019 (i.e. municipal bond rate), was used to present value the projected benefit payments for the remaining years in the projection. A municipal bond rate of 3.62 percent was used as of June 30, 2018. The total present value of projected benefit payments from all years was then used to determine the single rate of return that was used as the discount rate. The projection of future benefit payments for all current plan members was until the benefit payments ran out.

**Sensitivity of the District's Proportionate Share of the Net OPEB Liability to Changes in the Discount Rate and Changes in the Health Care Cost Trend Rates** – The net OPEB liability is sensitive to changes in the discount rate and the health care cost trend rate. The following table presents the net OPEB liability of SERS, what SERS' net OPEB liability would be if it were calculated using a discount rate that is 1 percentage point lower (2.22 percent) and higher (4.22 percent) than the current discount rate (3.22 percent). Also shown is what SERS' net OPEB liability would be based on health care cost trend rates that are 1 percentage point lower (6.00 percent decreasing to 3.75 percent) and higher (8.00 percent decreasing to 5.75 percent) than the current rate.

	1% Decrease	Current Discount Rate	1% Increase
District's proportionate share of the net OPEB liability	\$ 1,367,763	\$ 1,126,835	\$ 935,268
	1% Decrease	Current Trend Rate	1% Increase
District's proportionate share of the net OPEB liability	\$ 902,823	\$ 1,126,835	\$ 1,424,044

**WESTERN RESERVE LOCAL SCHOOL DISTRICT  
HURON COUNTY**

NOTES TO THE BASIC FINANCIAL STATEMENTS  
FOR THE FISCAL YEAR ENDED JUNE 30, 2020

**NOTE 15 – DEFINED BENEFIT OPEB PLANS – (Continued)**

***Actuarial Assumptions – STRS***

Key methods and assumptions used in the latest actuarial valuation, reflecting experience study results used in the July 1, 2019, actuarial valuation, compared with July 1, 2018, are presented below:

	July 1, 2019		July 1, 2018	
	Initial	Ultimate	Initial	Ultimate
Inflation	2.50 percent		2.50 percent	
Projected salary increases	12.50 percent at age 20 to		12.50 percent at age 20 to	
	2.50 percent at age 65		2.50 percent at age 65	
Investment rate of return	7.45 percent, net of investment expenses, including inflation		7.45 percent, net of investment expenses, including inflation	
Payroll increases	3.00 percent		3.00 percent	
Cost-of-living adjustments (COLA)	0.00 percent		0.00 percent	
Discounted rate of return	7.45 percent		7.45 percent	
Blended discount rate of return	N/A		N/A	
Health care cost trends				
Medical				
Pre-Medicare	5.87 percent	4.00 percent	6.00 percent	4.00 percent
Medicare	4.93 percent	4.00 percent	5.00 percent	4.00 percent
Prescription Drug				
Pre-Medicare	7.73 percent	4.00 percent	8.00 percent	4.00 percent
Medicare	9.62 percent	4.00 percent	-5.23 percent	4.00 percent

Projections of benefits include the historical pattern of sharing benefit costs between the employers and retired plan members.

For healthy retirees the mortality rates are based on the RP-2014 Annuitant Mortality Table with 50 percent of rates through age 69, 70 percent of rates between ages 70 and 79, 90 percent of rates between ages 80 and 84, and 100 percent of rates thereafter, projected forward generationally using mortality improvement scale MP-2016. For disabled retirees, mortality rates are based on the RP-2014 Disabled Mortality Table with 90 percent of rates for males and 100 percent of rates for females, projected forward generationally using mortality improvement scale MP-2016.

Actuarial assumptions used in the June 30, 2019 valuation are based on the results of an actuarial experience study for the period July 1, 2011 through June 30, 2016.

***Assumption Changes Since the Prior Measurement Date*** – There were no changes in assumptions since the prior measurement date of June 30, 2018.

***Benefit Term Changes Since the Prior Measurement Date*** – There was no change to the claims costs process. Claim curves were trended to the fiscal year ending June 30, 2020 to reflect the current price renewals. The non-Medicare subsidy percentage was increased effective January 1, 2020 from 1.944 percent to 1.984 percent per year of service. The non-Medicare frozen subsidy base premium was increased effective January 1, 2020. The Medicare subsidy percentages were adjusted effective January 1, 2021 to 2.1 percent for the Medicare plan. The Medicare Part B monthly reimbursement elimination date was postponed to January 1, 2021.

**WESTERN RESERVE LOCAL SCHOOL DISTRICT  
HURON COUNTY**

NOTES TO THE BASIC FINANCIAL STATEMENTS  
FOR THE FISCAL YEAR ENDED JUNE 30, 2020

**NOTE 15 – DEFINED BENEFIT OPEB PLANS – (Continued)**

STRS’ investment consultant develops an estimate range for the investment return assumption based on the target allocation adopted by the Retirement Board. The target allocation and long-term expected rate of return for each major asset class are summarized as follows:

<u>Asset Class</u>	<u>Target Allocation*</u>	<u>Long-Term Expected Real Rate of Return **</u>
Domestic Equity	28.00 %	7.35 %
International Equity	23.00	7.55
Alternatives	17.00	7.09
Fixed Income	21.00	3.00
Real Estate	10.00	6.00
Liquidity Reserves	1.00	2.25
Total	<u>100.00 %</u>	

\* Target weights will be phased in over a 24-month period concluding on July 1, 2019.

\*\*10-Year geometric nominal returns, which include the real rate of return and inflation of 2.25 percent and does not include investment expenses. Over a 30-year period, STRS’ investment consultant indicates that the above target allocations should generate a return above the actuarial rate of return, without net value added by management.

**Discount Rate** – The discount rate used to measure the total OPEB asset was 7.45 percent as of June 30, 2019. The projection of cash flows used to determine the discount rate assumes STRS Ohio continues to allocate no employer contributions to the health care fund. Based on these assumptions, the OPEB plan’s fiduciary net position was projected to be available to make all projected future benefit payments to current plan members. Therefore, the long-term expected rate of return on health care plan investments of 7.45 percent was used to measure the total OPEB asset as of June 30, 2019.

**Sensitivity of the District's Proportionate Share of the Net OPEB Asset to Changes in the Discount and Health Care Cost Trend Rate** – The following table represents the net OPEB asset as of June 30, 2019, calculated using the current period discount rate assumption of 7.45 percent, as well as what the net OPEB asset would be if it were calculated using a discount rate that is one percentage point lower (6.45 percent) or one percentage point higher (8.45 percent) than the current assumption. Also shown is the net OPEB asset as if it were calculated using health care cost trend rates that are one percentage point lower or one percentage point higher than the current health care cost trend rates.

	<u>1% Decrease</u>	<u>Current Discount Rate</u>	<u>1% Increase</u>
	District's proportionate share of the net OPEB asset	\$ 605,344	\$ 709,414
	<u>1% Decrease</u>	<u>Current Trend Rate</u>	<u>1% Increase</u>
	District's proportionate share of the net OPEB asset	\$ 804,443	\$ 709,414



**WESTERN RESERVE LOCAL SCHOOL DISTRICT  
HURON COUNTY**

NOTES TO THE BASIC FINANCIAL STATEMENTS  
FOR THE FISCAL YEAR ENDED JUNE 30, 2020

**NOTE 16 – BUDGETARY BASIS OF ACCOUNTING**

While reporting financial position, results of operations, and changes in fund balance on the basis of generally accepted accounting principles (GAAP), the budgetary basis as provided by law is based upon accounting for certain transactions on a basis of cash receipts and disbursements.

The Statement of Revenues, Expenditures and Changes in Fund Balance – Budget and Actual (Non-GAAP Budgetary Basis) presented for the General Fund is presented on the budgetary basis to provide a meaningful comparison of actual results with the budget. The major differences between the budget basis and the GAAP basis are that:

- (a) Revenues and other financing sources are recorded when received in cash (budget basis) as opposed to when susceptible to accrual (GAAP basis);
- (b) Expenditures and other financing uses are recorded when paid in cash (budget basis) as opposed to when the liability is incurred (GAAP basis);
- (c) In order to determine compliance with Ohio law, and to reserve that portion of the applicable appropriation, total outstanding encumbrances (budget basis) are recorded as the equivalent of an expenditure, as opposed to assigned or committed fund balance for that portion of outstanding encumbrances not already recognized as an account payable (GAAP basis);
- (d) Advances-in and advances-out are operating transactions (budget basis) as opposed to balance sheet transactions (GAAP basis); and,
- (e) Some funds are included in the General Fund (GAAP basis), but have separate legally adopted budgets (budget basis).

The adjustments necessary to convert the results of operations for the year on the budget basis to the GAAP basis for the General Fund is as follows:

**Net Change in Fund Balance**

	<u>General Fund</u>
Budget basis	\$ 382,515
Net adjustment for revenue accruals	(575,689)
Net adjustment for expenditure accruals	80,329
Net adjustment for other sources/uses	24,193
Funds budgeted elsewhere	15,180
Adjustment for encumbrances	415,400
GAAP basis	<u>\$ 341,928</u>

Certain funds that are legally budgeted in separate Special Revenue Funds are considered part of the General Fund on a GAAP basis. This includes the Special Trust Fund, the Uniform School Supplies Fund, the Other Grants Fund, and the Public-School Support Fund.

**WESTERN RESERVE LOCAL SCHOOL DISTRICT  
HURON COUNTY**

NOTES TO THE BASIC FINANCIAL STATEMENTS  
FOR THE FISCAL YEAR ENDED JUNE 30, 2020

**NOTE 17 – CONTINGENCIES**

**A. Grants**

The District receives significant financial assistance from numerous federal, State and local agencies in the form of grants. The disbursement of funds received under these programs generally requires compliance with terms and conditions specified in the grant agreements and are subject to audit by the grantor agencies. Any disallowed claims resulting from such audits could become a liability of the District. However, in the opinion of management, any such disallowed claims will not have a material effect on the financial position of the District.

**B. Litigation**

The District is involved in no material litigation as either plaintiff or defendant.

**C. School Foundation**

District foundation funding is based on the annualized full-time equivalent (FTE) enrollment of each student. The funding formula the Ohio Department of Education (ODE) is legislatively required to follow will continue to adjust as enrollment information is updated by the District, which can extend past fiscal year end. As of the date of this report, FTE Statement No. 2 was made on November 27, 2020, and resulted in a receivable to the District of \$8,136. This amount is not recorded in the financial statements.

**NOTE 18 – SET-ASIDES**

The District is required by State law to annually set-aside certain general fund revenue amounts, as defined by statutory formula, for the acquisition and construction of capital improvements. Amounts not spent by the end of the fiscal year or offset by similarly restricted resources received during the year must be held in cash at fiscal year-end. This amount must be carried forward to be used for the same purpose in future years. Expenditures exceeding the set-aside requirement may not be carried forward to the next fiscal year.

During fiscal year 2001, the District issued \$3,265,000 in current interest general obligation bonds and \$96,000 in capital appreciation bonds. These proceeds may be used to reduce the capital improvements set-aside amount to below zero for future years. The amount presented for prior year offset from bond proceeds is limited to an amount needed to reduce the capital improvement set-aside balance to \$0. The District is responsible for tracking the amount of bond proceeds that may be used as an offset in future periods, which was \$1,544,736 at June 30, 2020.

The following cash-basis information describes the change in the fiscal year-end set-aside amount for capital improvements. Disclosure of this information is required by State statute.

	<u>Capital Improvements</u>
Set-aside balance June 30, 2019	\$ -
Current year set-aside requirement	188,727
Current year qualifying expenditures	<u>(368,590)</u>
Total	<u>\$ (179,863)</u>
Balance carried forward to fiscal year 2021	<u>\$ -</u>
Set-aside balance June 30, 2020	<u>\$ -</u>

**WESTERN RESERVE LOCAL SCHOOL DISTRICT  
HURON COUNTY**

**NOTES TO THE BASIC FINANCIAL STATEMENTS  
FOR THE FISCAL YEAR ENDED JUNE 30, 2020**

**NOTE 18 – SET-ASIDES – (Continued)**

Although the District had qualifying disbursements during the year that reduced the set-aside amounts below zero for the capital acquisition reserve, this extra amount may not be used to reduce the set-aside requirements for future years. The negative amount is therefore not presented as being carried forward to the next fiscal year.

**NOTE 19 – DONOR RESTRICTED ENDOWMENTS**

The District’s endowment fund consists of donor restricted endowments and realized and unrealized appreciation on investments and is reflected as restricted for other purposes. State law permits the District to appropriate, for purposes consistent with the endowment’s intent, net appreciation, realized and unrealized, unless the endowment terms specify otherwise. The endowment indicates that the interest should be used to provide scholarships each year.

**NOTE 20 – OTHER COMMITMENTS**

The District utilizes encumbrance accounting as part of its budgetary controls. Encumbrances outstanding at year end may be reported as part of restricted, committed, or assigned classifications of fund balance. At year end, the District’s commitments for encumbrances in the governmental funds were as follows:

<u>Fund</u>	<u>Fiscal Year-End Encumbrances</u>
General Fund	\$ 306,809
Nonmajor Governmental Funds	<u>43,581</u>
Total	<u>\$ 350,390</u>

**NOTE 21 – COVID-19**

The United States and the State of Ohio declared a state of emergency in March 2020 due to the COVID-19 pandemic. The financial impact of COVID-19 and the continuing emergency measures may impact subsequent periods of the District. The District’s investment portfolio and the investments of the pension and other employee benefit plans in which the District participates fluctuate with market conditions, and due to market volatility, the amount of gains or losses that will be recognized in subsequent periods, if any, cannot be determined. In addition, the impact on the District’s future operating costs, revenues, and any recovery from emergency funding, either federal or state, cannot be estimated.

**WESTERN RESERVE LOCAL SCHOOL DISTRICT  
HURON COUNTY**

SCHEDULES OF REQUIRED SUPPLEMENTARY INFORMATION

SCHEDULE OF THE DISTRICT'S PROPORTIONATE SHARE OF  
THE NET PENSION LIABILITY  
SCHOOL EMPLOYEES RETIREMENT SYSTEM (SERS) OF OHIO

LAST SEVEN FISCAL YEARS

	<u>2020</u>	<u>2019</u>	<u>2018</u>	<u>2017</u>
District's proportion of the net pension liability	0.04357590%	0.05570740%	0.05525180%	0.04820330%
District's proportionate share of the net pension liability	\$ 2,607,223	\$ 3,190,466	\$ 3,301,173	\$ 3,528,037
District's covered payroll	\$ 1,491,074	\$ 1,346,230	\$ 1,626,064	\$ 1,534,379
District's proportionate share of the net pension liability as a percentage of its covered payroll	174.86%	236.99%	203.02%	229.93%
Plan fiduciary net position as a percentage of the total pension liability	70.85%	71.36%	69.50%	62.98%

Note: Information prior to 2014 was unavailable. Schedule is intended to show information for 10 years. Additional years will be displayed as they become available.

Amounts presented for each fiscal year were determined as of the District's measurement date which is the prior year-end.

SEE ACCOMPANYING NOTES TO THE REQUIRED SUPPLEMENTARY INFORMATION

<u>2016</u>	<u>2015</u>	<u>2014</u>
0.04536490%	0.04310100%	0.04310100%
\$ 2,588,565	\$ 2,181,317	\$ 2,563,078
\$ 1,365,721	\$ 1,252,446	\$ 1,296,091
189.54%	174.16%	197.75%
69.16%	71.70%	65.52%

**WESTERN RESERVE LOCAL SCHOOL DISTRICT  
HURON COUNTY**

SCHEDULES OF REQUIRED SUPPLEMENTARY INFORMATION

SCHEDULE OF THE DISTRICT'S PROPORTIONATE SHARE OF  
THE NET PENSION LIABILITY  
STATE TEACHERS RETIREMENT SYSTEM (STRS) OF OHIO

LAST SEVEN FISCAL YEARS

	<u>2020</u>	<u>2019</u>	<u>2018</u>	<u>2017</u>
District's proportion of the net pension liability	0.04283281%	0.04551217%	0.04609309%	0.04683292%
District's proportionate share of the net pension liability	\$ 9,472,219	\$ 10,007,104	\$ 10,949,512	\$ 15,676,390
District's covered payroll	\$ 4,947,421	\$ 5,220,336	\$ 5,063,943	\$ 4,976,264
District's proportionate share of the net pension liability as a percentage of its covered payroll	191.46%	191.69%	216.23%	315.02%
Plan fiduciary net position as a percentage of the total pension liability	77.40%	77.31%	75.30%	66.80%

Note: Information prior to 2014 was unavailable. Schedule is intended to show information for 10 years. Additional years will be displayed as they become available.

Amounts presented for each fiscal year were determined as of the District's measurement date which is the prior year-end.

SEE ACCOMPANYING NOTES TO THE REQUIRED SUPPLEMENTARY INFORMATION

<u>2016</u>	<u>2015</u>	<u>2014</u>
0.04663892%	0.04738065%	0.04738065%
\$ 12,889,633	\$ 11,524,614	\$ 13,728,045
\$ 4,865,993	\$ 4,840,992	\$ 5,065,400
264.89%	238.06%	271.02%
72.10%	74.70%	69.30%

**WESTERN RESERVE LOCAL SCHOOL DISTRICT  
HURON COUNTY**

SCHEDULES OF REQUIRED SUPPLEMENTARY INFORMATION

SCHEDULE OF DISTRICT PENSION CONTRIBUTIONS  
SCHOOL EMPLOYEES RETIREMENT SYSTEM (SERS) OF OHIO

LAST TEN FISCAL YEARS

	<u>2020</u>	<u>2019</u>	<u>2018</u>	<u>2017</u>
Contractually required contribution	\$ 192,483	\$ 201,295	\$ 181,741	\$ 227,649
Contributions in relation to the contractually required contribution	<u>(192,483)</u>	<u>(201,295)</u>	<u>(181,741)</u>	<u>(227,649)</u>
Contribution deficiency (excess)	<u>\$ -</u>	<u>\$ -</u>	<u>\$ -</u>	<u>\$ -</u>
District's covered payroll	\$ 1,374,879	\$ 1,491,074	\$ 1,346,230	\$ 1,626,064
Contributions as a percentage of covered payroll	14.00%	13.50%	13.50%	14.00%

SEE ACCOMPANYING NOTES TO THE REQUIRED SUPPLEMENTARY INFORMATION



<u>2016</u>	<u>2015</u>	<u>2014</u>	<u>2013</u>	<u>2012</u>	<u>2011</u>
\$ 214,813	\$ 180,002	\$ 173,589	\$ 179,379	\$ 173,011	\$ 161,474
<u>(214,813)</u>	<u>(180,002)</u>	<u>(173,589)</u>	<u>(179,379)</u>	<u>(173,011)</u>	<u>(161,474)</u>
<u>\$ -</u>	<u>\$ -</u>	<u>\$ -</u>	<u>\$ -</u>	<u>\$ -</u>	<u>\$ -</u>
\$ 1,534,379	\$ 1,365,721	\$ 1,252,446	\$ 1,296,091	\$ 1,286,327	\$ 1,284,598
14.00%	13.18%	13.86%	13.84%	13.45%	12.57%

**WESTERN RESERVE LOCAL SCHOOL DISTRICT  
HURON COUNTY**

SCHEDULES OF REQUIRED SUPPLEMENTARY INFORMATION

SCHEDULE OF DISTRICT PENSION CONTRIBUTIONS  
STATE TEACHERS RETIREMENT SYSTEM (STRS) OF OHIO

	LAST TEN FISCAL YEARS			
	<u>2020</u>	<u>2019</u>	<u>2018</u>	<u>2017</u>
Contractually required contribution	\$ 702,500	\$ 692,639	\$ 730,847	\$ 708,952
Contributions in relation to the contractually required contribution	<u>(702,500)</u>	<u>(692,639)</u>	<u>(730,847)</u>	<u>(708,952)</u>
Contribution deficiency (excess)	<u>\$ -</u>	<u>\$ -</u>	<u>\$ -</u>	<u>\$ -</u>
District's covered payroll	\$ 5,017,857	\$ 4,947,421	\$ 5,220,336	\$ 5,063,943
Contributions as a percentage of covered payroll	14.00%	14.00%	14.00%	14.00%

SEE ACCOMPANYING NOTES TO THE REQUIRED SUPPLEMENTARY INFORMATION

<u>2016</u>	<u>2015</u>	<u>2014</u>	<u>2013</u>	<u>2012</u>	<u>2011</u>
\$ 696,677	\$ 681,239	\$ 629,329	\$ 658,502	\$ 666,872	\$ 664,744
<u>(696,677)</u>	<u>(681,239)</u>	<u>(629,329)</u>	<u>(658,502)</u>	<u>(666,872)</u>	<u>(664,744)</u>
<u>\$ -</u>	<u>\$ -</u>	<u>\$ -</u>	<u>\$ -</u>	<u>\$ -</u>	<u>\$ -</u>
\$ 4,976,264	\$ 4,865,993	\$ 4,840,992	\$ 5,065,400	\$ 5,129,785	\$ 5,113,415
14.00%	14.00%	13.00%	13.00%	13.00%	13.00%

**WESTERN RESERVE LOCAL SCHOOL DISTRICT  
HURON COUNTY**

SCHEDULES OF REQUIRED SUPPLEMENTARY INFORMATION

SCHEDULE OF THE DISTRICT'S PROPORTIONATE SHARE OF  
THE NET OPEB LIABILITY  
SCHOOL EMPLOYEES RETIREMENT SYSTEM (SERS) OF OHIO

LAST FOUR FISCAL YEARS

	<u>2020</u>	<u>2019</u>	<u>2018</u>	<u>2017</u>
District's proportion of the net OPEB liability	0.04480830%	0.05526300%	0.05540070%	0.04894949%
District's proportionate share of the net OPEB liability	\$ 1,126,835	\$ 1,533,145	\$ 1,486,809	\$ 1,395,242
District's covered payroll	\$ 1,491,074	\$ 1,346,230	\$ 1,626,064	\$ 1,534,379
District's proportionate share of the net OPEB liability as a percentage of its covered payroll	75.57%	113.88%	91.44%	90.93%
Plan fiduciary net position as a percentage of the total OPEB liability	15.57%	13.57%	12.46%	11.49%

Note: Information prior to 2017 was unavailable. Schedule is intended to show information for 10 years. Additional years will be displayed as they become available.

Amounts presented for each fiscal year were determined as of the District's measurement date which is the prior year-end.

SEE ACCOMPANYING NOTES TO THE REQUIRED SUPPLEMENTARY INFORMATION

**WESTERN RESERVE LOCAL SCHOOL DISTRICT  
HURON COUNTY**

SCHEDULES OF REQUIRED SUPPLEMENTARY INFORMATION

SCHEDULE OF THE DISTRICT'S PROPORTIONATE SHARE OF  
THE NET OPEB LIABILITY/ASSET  
STATE TEACHERS RETIREMENT SYSTEM (STRS) OF OHIO

LAST FOUR FISCAL YEARS

	<u>2020</u>	<u>2019</u>	<u>2018</u>	<u>2017</u>
District's proportion of the net OPEB liability/asset	0.04283281%	0.04551217%	0.04609309%	0.04683292%
District's proportionate share of the net OPEB liability/(asset)	\$ (709,414)	\$ (731,334)	\$ 1,798,382	\$ 2,504,637
District's covered payroll	\$ 4,947,421	\$ 5,220,336	\$ 5,063,943	\$ 4,976,264
District's proportionate share of the net OPEB liability/asset as a percentage of its covered payroll	14.34%	14.01%	35.51%	50.33%
Plan fiduciary net position as a percentage of the total OPEB liability/asset	174.70%	176.00%	47.10%	37.30%

Note: Information prior to 2017 was unavailable. Schedule is intended to show information for 10 years. Additional years will be displayed as they become available.

Amounts presented for each fiscal year were determined as of the District's measurement date which is the prior year-end.

SEE ACCOMPANYING NOTES TO THE REQUIRED SUPPLEMENTARY INFORMATION

**WESTERN RESERVE LOCAL SCHOOL DISTRICT  
HURON COUNTY**

SCHEDULES OF REQUIRED SUPPLEMENTARY INFORMATION

SCHEDULE OF DISTRICT OPEB CONTRIBUTIONS  
SCHOOL EMPLOYEES RETIREMENT SYSTEM (SERS) OF OHIO

LAST TEN FISCAL YEARS

	<u>2020</u>	<u>2019</u>	<u>2018</u>	<u>2017</u>
Contractually required contribution	\$ 27,324	\$ 35,515	\$ 31,225	\$ 27,109
Contributions in relation to the contractually required contribution	<u>(27,324)</u>	<u>(35,515)</u>	<u>(31,225)</u>	<u>(27,109)</u>
Contribution deficiency (excess)	<u>\$ -</u>	<u>\$ -</u>	<u>\$ -</u>	<u>\$ -</u>
District's covered payroll	\$ 1,374,879	\$ 1,491,074	\$ 1,346,230	\$ 1,626,064
Contributions as a percentage of covered payroll	1.99%	2.38%	2.32%	1.67%

SEE ACCOMPANYING NOTES TO THE REQUIRED SUPPLEMENTARY INFORMATION

<u>2016</u>	<u>2015</u>	<u>2014</u>	<u>2013</u>	<u>2012</u>	<u>2011</u>
\$ 25,201	\$ 33,653	\$ 25,293	\$ 22,450	\$ 26,979	\$ 44,737
<u>(25,201)</u>	<u>(33,653)</u>	<u>(25,293)</u>	<u>(22,450)</u>	<u>(26,979)</u>	<u>(44,737)</u>
<u>\$ -</u>	<u>\$ -</u>	<u>\$ -</u>	<u>\$ -</u>	<u>\$ -</u>	<u>\$ -</u>
\$ 1,534,379	\$ 1,365,721	\$ 1,252,446	\$ 1,296,091	\$ 1,286,327	\$ 1,284,598
1.64%	2.46%	2.02%	1.73%	2.10%	3.48%

**WESTERN RESERVE LOCAL SCHOOL DISTRICT  
HURON COUNTY**

SCHEDULES OF REQUIRED SUPPLEMENTARY INFORMATION

SCHEDULE OF DISTRICT OPEB CONTRIBUTIONS  
STATE TEACHERS RETIREMENT SYSTEM (STRS) OF OHIO

	LAST TEN FISCAL YEARS			
	<u>2020</u>	<u>2019</u>	<u>2018</u>	<u>2017</u>
Contractually required contribution	\$ -	\$ -	\$ -	\$ -
Contributions in relation to the contractually required contribution	<u>-</u>	<u>-</u>	<u>-</u>	<u>-</u>
Contribution deficiency (excess)	<u>\$ -</u>	<u>\$ -</u>	<u>\$ -</u>	<u>\$ -</u>
District's covered payroll	\$ 5,017,857	\$ 4,947,421	\$ 5,220,336	\$ 5,063,943
Contributions as a percentage of covered payroll	0.00%	0.00%	0.00%	0.00%

SEE ACCOMPANYING NOTES TO THE REQUIRED SUPPLEMENTARY INFORMATION



<u>2016</u>	<u>2015</u>	<u>2014</u>	<u>2013</u>	<u>2012</u>	<u>2011</u>
\$ -	\$ -	\$ 48,418	\$ 50,654	\$ 51,298	\$ 51,134
-	-	(48,418)	(50,654)	(51,298)	(51,134)
<u>\$ -</u>	<u>\$ -</u>	<u>\$ -</u>	<u>\$ -</u>	<u>\$ -</u>	<u>\$ -</u>
\$ 4,976,264	\$ 4,865,993	\$ 4,840,992	\$ 5,065,400	\$ 5,129,785	\$ 5,113,415
0.00%	0.00%	1.00%	1.00%	1.00%	1.00%

**WESTERN RESERVE LOCAL SCHOOL DISTRICT  
HURON COUNTY**

NOTES TO THE REQUIRED SUPPLEMENTARY INFORMATION  
FOR THE FISCAL YEAR ENDED JUNE 30, 2020

PENSION

---

*SCHOOL EMPLOYEES RETIREMENT SYSTEM (SERS) OF OHIO*

Changes in benefit terms: There were no changes in benefit terms from the amounts reported for fiscal years 2014-2017. For fiscal year 2018, SERS changed from a fixed 3% annual increase to a Cost of Living Adjustment (COLA) based on the changes in the Consumer Price Index (CPI-W), with a cap of 2.5% and a floor of 0%. There were no changes in benefit terms from the amounts previously reported for fiscal years 2019-2020.

Changes in assumptions: There were no changes in methods and assumptions used in the calculation of actuarial determined contributions for fiscal years 2014-2016. For fiscal year 2017, the following changes of assumptions affected the total pension liability since the prior measurement date: (a) the assumed rate of inflation was reduced from 3.25% to 3.00%, (b) payroll growth assumption was reduced from 4.00% to 3.50%, (c) assumed real wage growth was reduced from 0.75% to 0.50%, (d) Rates of withdrawal, retirement and disability were updated to reflect recent experience, (e) mortality among active members was updated to RP-2014 Blue Collar Mortality Table with fully generational projection and a five year age set-back for both males and females, (f) mortality among service retired members, and beneficiaries was updated to the following RP-2014 Blue Collar Mortality Table with fully generational projection with Scale BB, 120% of male rates, and 110% of female rates, (g) mortality among disabled members was updated to RP-2000 Disabled Mortality Table, 90% for male rates and 100% for female rates, set back five years is used for the period after disability retirement and (h) the discount rate was reduced from 7.75% to 7.50%. There were no changes in methods and assumptions used in the calculation of actuarial determined contributions for fiscal years 2018-2020.

*STATE TEACHERS RETIREMENT SYSTEM (STRS) OF OHIO*

Changes in benefit terms: There were no changes in benefit terms from the amounts reported for fiscal years 2014-2017. For fiscal year 2018, STRS decreased the Cost of Living Adjustment (COLA) to zero. There were no changes in benefit terms from amounts previously reported for fiscal years 2019-2020.

Changes in assumptions: There were no changes in methods and assumptions used in the calculation of actuarial determined contributions for fiscal years 2014-2017. For fiscal year 2018, the following changes of assumption affected the total pension liability since the prior measurement date: (a) the long term expected rate of return was reduced from 7.75% to 7.45%, (b) the inflation assumption was lowered from 2.75% to 2.50%, (c) the payroll growth assumption was lowered to 3.00%, (d) total salary increases rate was lowered by decreasing the merit component of the individual salary increases, in addition to a decrease of 0.25% due to lower inflation (e) the healthy and disabled mortality assumptions were updated to the RP-2014 mortality tables with generational improvement scale MP-2016 and (f) rates of retirement, termination and disability were modified to better reflect anticipated future experience. There were no changes in methods and assumptions used in the calculation of actuarial determined contributions for fiscal year 2020.

(Continued)

**WESTERN RESERVE LOCAL SCHOOL DISTRICT  
HURON COUNTY**

NOTES TO THE REQUIRED SUPPLEMENTARY INFORMATION (CONTINUED)  
FOR THE FISCAL YEAR ENDED JUNE 30, 2020

OTHER POSTEMPLOYMENT BENEFITS (OPEB)

---

*SCHOOL EMPLOYEES RETIREMENT SYSTEM (SERS) OF OHIO*

Changes in benefit terms: There were no changes in benefit terms from the amounts previously reported for fiscal years 2017-2020.

Changes in assumptions: There were no changes in methods and assumptions used in the calculation of actuarial determined contributions for fiscal year 2017. For fiscal year 2018, the following changes of assumptions affected the total OPEB liability since the prior measurement date: (a) assumed rate of inflation was reduced from 3.25% to 3.00%, (b) payroll growth assumption was reduced from 4.00% to 3.50%, (c) assumed real wage growth was reduced from 0.75% to 0.50%, (d) rates of withdrawal, retirement, and disability were updated to reflect recent experience, (e) mortality among active members was updated to the following: RP-2014 Blue Collar Mortality Table with fully generational projection and a five-year age set-back for both males and females, (f) mortality among service retired members, and beneficiaries was updated to the following: RP-2014 Blue Collar Mortality Table with fully generational projection with Scale BB, 120% of male rates, and 110% of female rates, (g) mortality among disabled members was updated to the following: RP-2000 Disabled Mortality Table, 90% for male rates and 100% for female rates, set back five years is used for the period after disability retirement, (h) the municipal bond index rate increased from 2.92% to 3.56% and (i) the single equivalent interest rate, net of plan investment expense, including price inflation increased from 2.98% to 3.63%. For fiscal year 2019, the following changes of assumptions affected the total OPEB liability since the prior measurement date: (a) the discount rate increased from 3.63% to 3.70%, (b) the health care cost trend rates for Medicare were changed from a range of 5.50%-5.00% to a range of 5.375%-4.75% and Pre-Medicare were changed from a range of 7.50%-5.00% to a range of 7.25%-4.75%, (c) the municipal bond index rate increased from 3.56% to 3.62% and (d) the single equivalent interest rate, net of plan investment expense, including price inflation increased from 3.63% to 3.70%. For fiscal year 2020, the following changes of assumptions affected the total OPEB liability since the prior measurement date: (a) the discount rate decreased from 3.70% to 3.22%, (b) the health care cost trend rates for Medicare were changed from a range of 5.375%-4.75% to a range of 5.25%-4.75% and Pre-Medicare were changed from a range of 7.25%-4.75% to a range of 7.00%-4.75%, (c) the municipal bond index rate decreased from 3.62% to 3.13% and (d) the single equivalent interest rate, net of plan investment expense, including price inflation decreased from 3.70% to 3.22%.

*STATE TEACHERS RETIREMENT SYSTEM (STRS) OF OHIO*

Changes in benefit terms: There were no changes in benefit terms from the amounts previously reported for fiscal year 2017. For fiscal year 2018, STRS reduced the subsidy multiplier for non-Medicare benefit recipients from 2.1% to 1.9% per year of service. Medicare Part B premium reimbursements were discontinued for certain survivors and beneficiaries and all remaining Medicare Part B premium reimbursements will be discontinued beginning January 2019. For fiscal year 2019, STRS increased the subsidy multiplier for non-Medicare benefit recipients from 1.9% to 1.944% per year of service effective January 1, 2019. The non-Medicare frozen subsidy base premium was increased January 1, 2019 and all remaining Medicare Part B premium reimbursements will be discontinued beginning January 1, 2020. For fiscal year 2020, STRS increase the subsidy percentage from 1.944% to 1.984% effective January 1, 2020. The Medicare subsidy percentages were adjusted effective January 1, 2021 to 2.1% for the Medicare plan. The Medicare Part B monthly reimbursement elimination date was postponed to January 1, 2021.

Changes in assumptions: There were no changes in methods and assumptions used in the calculation of actuarial determined contributions for fiscal year 2017. For fiscal year 2018, the following changes of assumption affected the total OPEB liability since the prior measurement date: (a) the discount rate was increased from 3.26% to 4.13% based on the methodology defined under GASB Statement No. 74, Financial Reporting for Postemployment Benefit Plans Other Than Pension Plans (OPEB), (b) the long term expected rate of return was reduced from 7.75% to 7.45%, (c) valuation year per capita health care costs were updated, and the salary scale was modified, (d) the percentage of future retirees electing each option was updated based on current data and the percentage of future disabled retirees and terminated vested participants electing health coverage were decreased and (e) the assumed mortality, disability, retirement, withdrawal and future health care cost trend rates were modified along with the portion of rebated prescription drug costs. For fiscal year 2019, the following changes of assumptions affected the total OPEB liability/asset since the prior measurement date: (a) the discount rate was increased from the blended rate of 4.13% to the long-term expected rate of return of 7.45% based on the methodology defined under GASB Statement No. 74, Financial Reporting for Postemployment Benefit Plans Other Than Pension Plans (OPEB) and (b) decrease in health care cost trend rates from 6.00% - 11.00% initial; 4.50% ultimate down to Medical Pre-Medicare 6.00% and Medicare 5.00% initial; 4.00% ultimate and Prescription Drug Pre-Medicare 8.00% and Medicare (5.23%) initial; 4.00% ultimate. For fiscal year 2020, health care cost trend rates were changed to the following: medical pre-medicare from 6.00% initial - 4.00% ultimate down to 5.87% initial - 4.00% ultimate; medical medicare from 5.00% initial - 4.00% ultimate down to 4.93% initial - 4.00% ultimate; prescription drug pre-medicare from 8.00% initial - 4.00% ultimate down to 7.73% initial - 4.00% ultimate and (5.23%) initial - 4.00% ultimate up to 9.62% initial - 4.00% ultimate.

**This page intentionally left blank.**

**WESTERN RESERVE LOCAL SCHOOL DISTRICT  
HURON COUNTY**

**SCHEDULE OF EXPENDITURES OF FEDERAL AWARDS  
FOR THE FISCAL YEAR ENDED JUNE 30, 2020**

<b>FEDERAL GRANTOR Pass Through Grantor Program / Cluster Title</b>	<b>Federal CFDA Number</b>	<b>Total Federal Expenditures</b>
<b>U.S. DEPARTMENT OF AGRICULTURE</b>		
<i>Passed Through Ohio Department of Education</i>		
<u>Child Nutrition Cluster:</u>		
School Breakfast Program	10.553	\$45,218
COVID-19 School Breakfast Program	10.553	50,470
Total School Breakfast Program		<u>95,688</u>
National School Lunch Program		
Cash Assistance	10.555	130,140
COVID-19 National School Lunch Program	10.555	100,281
Non-Cash Assistance (Food Distribution)	10.555	38,957
Total National School Lunch Program		<u>269,378</u>
Total Child Nutrition Cluster		<u>365,066</u>
Total U.S. Department of Agriculture		<u>365,066</u>
<b>U.S. DEPARTMENT OF EDUCATION</b>		
<i>Passed Through Ohio Department of Education</i>		
<u>Special Education Cluster:</u>		
Special Education Grants to States	84.027	229,571
Total Special Education Cluster		<u>229,571</u>
Title I Grants to Local Educational Agencies	84.010	207,521
Supporting Effective Instruction State Grants	84.367	36,719
Student Support and Academic Enrichment Program	84.424	13,085
Total U.S. Department of Education		<u>486,896</u>
<b>Total Expenditures of Federal Awards</b>		<b><u><u>\$851,962</u></u></b>

*The accompanying notes are an integral part of this schedule.*

**WESTERN RESERVE LOCAL SCHOOL DISTRICT  
HURON COUNTY**

**NOTES TO THE SCHEDULE OF EXPENDITURES OF FEDERAL AWARDS  
2 CFR 200.510(b)(6)  
FOR THE FISCAL YEAR ENDED JUNE 30, 2020**

**NOTE A – BASIS OF PRESENTATION**

The accompanying Schedule of Expenditures of Federal Awards (the Schedule) includes the federal award activity of Western Reserve Local School District, Huron County, Ohio (the District) under programs of the federal government for the year ended June 30, 2020. The information on this Schedule is prepared in accordance with the requirements of Title 2 U.S. *Code of Federal Regulations* Part 200, *Uniform Administrative Requirements, Cost Principles, and Audit Requirements for Federal Awards* (Uniform Guidance). Because the Schedule presents only a selected portion of the operations of the District, it is not intended to and does not present the financial position or changes in net position of the District.

**NOTE B – SUMMARY OF SIGNIFICANT ACCOUNTING POLICIES**

Expenditures reported on the Schedule are reported on the cash basis of accounting. Such expenditures are recognized following the cost principles contained in Uniform Guidance wherein certain types of expenditures may or may not be allowable or may be limited as to reimbursement.

**NOTE C – INDIRECT COST RATE**

The District has elected not to use the 10-percent de minimis indirect cost rate as allowed under the Uniform Guidance.

**NOTE D – CHILD NUTRITION CLUSTER**

The District commingles cash receipts from the U.S. Department of Agriculture with similar State grants. When reporting expenditures on this Schedule, the District assumes it expends federal monies first.

**NOTE E – FOOD DONATION PROGRAM**

The District reports commodities consumed on the Schedule at the entitlement value. The District allocated donated food commodities to the respective program that benefitted from the use of those donated food commodities.

**NOTE F – TRANSFERS BETWEEN PROGRAM YEARS**

Federal regulations require schools to obligate certain federal awards by June 30. However, with the Ohio Department of Education's consent, schools can transfer unobligated amounts to the subsequent fiscal year's program. The District transferred the following amount from 2020 to 2021 program:

<u>Program Title</u>	<u>CFDA Number</u>	<u>Amt. Transferred</u>
Title I Grants to Local Educational Agencies	84.010	\$6,321



One Government Center, Suite 1420  
Toledo, Ohio 43604-2246  
(419) 245-2811 or (800) 443-9276  
NorthwestRegion@ohioauditor.gov

**INDEPENDENT AUDITOR'S REPORT ON INTERNAL CONTROL OVER  
FINANCIAL REPORTING AND ON COMPLIANCE AND OTHER MATTERS  
REQUIRED BY GOVERNMENT AUDITING STANDARDS**

Western Reserve Local School District  
Huron County  
3765 State Route 20 East  
Collins, Ohio 44826

To the Board of Education:

We have audited, in accordance with auditing standards generally accepted in the United States and the Comptroller General of the United States' *Government Auditing Standards*, the financial statements of the governmental activities, each major fund, and the aggregate remaining fund information of Western Reserve Local School District, Huron County, Ohio (the District) as of and for the year ended June 30, 2020, and the related notes to the financial statements, which collectively comprise the District's basic financial statements and have issued our report thereon dated April 28, 2021, wherein we noted the District adopted new accounting guidance in Governmental Accounting Standards Board (GASB) Statement No. 84, *Fiduciary Activities*. We also noted the financial impact of COVID-19 and the continuing emergency measures which may impact subsequent periods of the District.

***Internal Control Over Financial Reporting***

As part of our financial statement audit, we considered the District's internal control over financial reporting (internal control) as a basis for designing audit procedures appropriate in the circumstances to the extent necessary to support our opinions on the financial statements, but not to the extent necessary to opine on the effectiveness of the District's internal control. Accordingly, we have not opined on it.

A *deficiency in internal control* exists when the design or operation of a control does not allow management or employees, when performing their assigned functions, to prevent, or detect and timely correct misstatements. A *material weakness* is a deficiency, or combination of internal control deficiencies resulting in a reasonable possibility that internal control will not prevent or detect and timely correct a material misstatement of the District's financial statements. A *significant deficiency* is a deficiency, or a combination of deficiencies, in internal control that is less severe than a material weakness, yet important enough to merit attention by those charged with governance.

Our consideration of internal control was for the limited purpose described in the first paragraph of this section and was not designed to identify all internal control deficiencies that might be material weaknesses or significant deficiencies. Given these limitations, we did not identify any deficiencies in internal control that we consider material weaknesses. However, unidentified material weaknesses may exist.

***Compliance and Other Matters***

As part of reasonably assuring whether the District's financial statements are free of material misstatement, we tested its compliance with certain provisions of laws, regulations, contracts, and grant agreements, noncompliance with which could directly and materially affect the financial statements. However, opining on compliance with those provisions was not an objective of our audit and accordingly, we do not express an opinion. The results of our tests disclosed no instances of noncompliance or other matters we must report under *Government Auditing Standards*.

***Purpose of this Report***

This report only describes the scope of our internal control and compliance testing and our testing results, and does not opine on the effectiveness of the District's internal control or on compliance. This report is an integral part of an audit performed under *Government Auditing Standards* in considering the District's internal control and compliance. Accordingly, this report is not suitable for any other purpose.



Keith Faber  
Auditor of State  
Columbus, Ohio

April 28, 2021





One Government Center, Suite 1420  
Toledo, Ohio 43604-2246  
(419) 245-2811 or (800) 443-9276  
NorthwestRegion@ohioauditor.gov

**INDEPENDENT AUDITOR'S REPORT ON COMPLIANCE WITH REQUIREMENTS  
APPLICABLE TO THE MAJOR FEDERAL PROGRAM AND ON INTERNAL CONTROL OVER  
COMPLIANCE REQUIRED BY THE UNIFORM GUIDANCE**

Western Reserve Local School District  
Huron County  
3765 State Route 20 East  
Collins, Ohio 44826

To the Board of Education:

***Report on Compliance for the Major Federal Program***

We have audited Western Reserve Local School District, Huron County, Ohio's (the District) compliance with the applicable requirements described in the U.S. Office of Management and Budget (OMB) *Compliance Supplement* that could directly and materially affect Western Reserve Local School District's major federal program for the year ended June 30, 2020. The *Summary of Auditor's Results* in the accompanying schedule of findings identifies the District's major federal program.

***Management's Responsibility***

The District's management is responsible for complying with federal statutes, regulations, and the terms and conditions of its federal awards applicable to its federal program.

***Auditor's Responsibility***

Our responsibility is to opine on the District's compliance for the District's major federal program based on our audit of the applicable compliance requirements referred to above. Our compliance audit followed auditing standards generally accepted in the United States of America; the standards for financial audits included in the Comptroller General of the United States' *Government Auditing Standards*; and the audit requirements of Title 2 U.S. *Code of Federal Regulations* Part 200, *Uniform Administrative Requirements, Cost Principles, and Audit Requirements for Federal Awards* (Uniform Guidance). These standards and the Uniform Guidance require us to plan and perform the audit to reasonably assure whether noncompliance with the applicable compliance requirements referred to above that could directly and materially affect a major federal program occurred. An audit includes examining, on a test basis, evidence about the District's compliance with those requirements and performing such other procedures as we considered necessary in the circumstances.

We believe our audit provides a reasonable basis for our compliance opinion on the District's major program. However, our audit does not provide a legal determination of the District's compliance.

***Opinion on the Major Federal Program***

In our opinion, Western Reserve Local School District complied, in all material respects with the compliance requirements referred to above that could directly and materially affect its major federal program for the year ended June 30, 2020.

***Report on Internal Control Over Compliance***

The District's management is responsible for establishing and maintaining effective internal control over compliance with the applicable compliance requirements referred to above. In planning and performing our compliance audit, we considered the District's internal control over compliance with the applicable requirements that could directly and materially affect a major federal program, to determine our auditing procedures appropriate for opining on the major federal program's compliance and to test and report on internal control over compliance in accordance with the Uniform Guidance, but not to the extent needed to opine on the effectiveness of internal control over compliance. Accordingly, we have not opined on the effectiveness of the District's internal control over compliance.

*A deficiency in internal control over compliance* exists when the design or operation of a control over compliance does not allow management or employees, when performing their assigned functions, to prevent, or to timely detect and correct, noncompliance with a federal program's applicable compliance requirement. A *material weakness in internal control over compliance* is a deficiency, or combination of deficiencies, in internal control over compliance, such that there is a reasonable possibility that material noncompliance with a federal program compliance requirement will not be prevented, or timely detected and corrected. A *significant deficiency in internal control over compliance* is a deficiency, or a combination of deficiencies, in internal control over compliance with federal program's applicable compliance requirement that is less severe than a material weakness in internal control over compliance, yet important enough to merit attention by those charged with governance.

Our consideration of internal control over compliance was for the limited purpose described in the first paragraph of this section and would not necessarily identify all deficiencies in internal control over compliance that might be material weaknesses or significant deficiencies. We did not identify any deficiencies in internal control over compliance that we consider to be material weaknesses. However, material weaknesses may exist that have not been identified.

This report only describes the scope of our internal control over compliance tests and the results of this testing based on Uniform Guidance requirements. Accordingly, this report is not suitable for any other purpose.



Keith Faber  
Auditor of State  
Columbus, Ohio

April 28, 2021

**WESTERN RESERVE LOCAL SCHOOL DISTRICT  
HURON COUNTY**

**SCHEDULE OF FINDINGS  
2 CFR § 200.515  
JUNE 30, 2020**

**1. SUMMARY OF AUDITOR'S RESULTS**

<i>(d)(1)(i)</i>	<b>Type of Financial Statement Opinion</b>	Unmodified
<i>(d)(1)(ii)</i>	<b>Were there any material weaknesses in internal control reported at the financial statement level (GAGAS)?</b>	No
<i>(d)(1)(ii)</i>	<b>Were there any significant deficiencies in internal control reported at the financial statement level (GAGAS)?</b>	No
<i>(d)(1)(iii)</i>	<b>Was there any reported material noncompliance at the financial statement level (GAGAS)?</b>	No
<i>(d)(1)(iv)</i>	<b>Were there any material weaknesses in internal control reported for major federal programs?</b>	No
<i>(d)(1)(iv)</i>	<b>Were there any significant deficiencies in internal control reported for major federal programs?</b>	No
<i>(d)(1)(v)</i>	<b>Type of Major Programs' Compliance Opinion</b>	Unmodified
<i>(d)(1)(vi)</i>	<b>Are there any reportable findings under 2 CFR § 200.516(a)?</b>	No
<i>(d)(1)(vii)</i>	<b>Major Programs (list):</b>	Child Nutrition Cluster
<i>(d)(1)(viii)</i>	<b>Dollar Threshold: Type A/B Programs</b>	Type A: > \$ 750,000 Type B: all others
<i>(d)(1)(ix)</i>	<b>Low Risk Auditee under 2 CFR § 200.520?</b>	No

**2. FINDINGS RELATED TO THE FINANCIAL STATEMENTS  
REQUIRED TO BE REPORTED IN ACCORDANCE WITH GAGAS**

None

**3. FINDINGS FOR FEDERAL AWARDS**

None

**This page intentionally left blank.**

# OHIO AUDITOR OF STATE KEITH FABER



**WESTERN RESERVE LOCAL SCHOOL DISTRICT**

**HURON COUNTY**

**AUDITOR OF STATE OF OHIO CERTIFICATION**

This is a true and correct copy of the report, which is required to be filed pursuant to Section 117.26, Revised Code, and which is filed in the Office of the Ohio Auditor of State in Columbus, Ohio.



**Certified for Release 5/13/2021**

88 East Broad Street, Columbus, Ohio 43215  
Phone: 614-466-4514 or 800-282-0370

This report is a matter of public record and is available online at  
[www.ohioauditor.gov](http://www.ohioauditor.gov)