



bhm cpa group, inc.
CERTIFIED PUBLIC ACCOUNTANTS

ROOTSTOWN LOCAL SCHOOL DISTRICT
PORTAGE COUNTY

REGULAR AUDIT

FOR THE YEAR ENDED JUNE 30, 2020

One East Campus View Blvd. Suite 300 • Columbus, OH 43235 • (614) 430-0590 • FAX (614) 448-4519
PO Box 875 • 129 Pinckney Street • Circleville, OH 43113 • (740) 474-5210 • FAX (740) 474-7319
PO Box 687 • 528 S. West Street • Piketon, OH 45661 • (740) 289-4131 • FAX (740) 289-3639

www.bhmcgroup.com

OHIO AUDITOR OF STATE
KEITH FABER



88 East Broad Street
Columbus, Ohio 43215
IPAReport@ohioauditor.gov
(800) 282-0370

Board of Education
Rootstown Local School District
4140 State Route 44
Rootstown, Ohio 44272

We have reviewed the *Independent Auditor's Report* of Rootstown Local School District, Portage County, prepared by BHM CPA Group, Inc., for the audit period July 1, 2019 through June 30, 2020. Based upon this review, we have accepted these reports in lieu of the audit required by Section 117.11, Revised Code. The Auditor of State did not audit the accompanying financial statements and, accordingly, we are unable to express, and do not express an opinion on them.

Our review was made in reference to the applicable sections of legislative criteria, as reflected by the Ohio Constitution, and the Revised Code, policies, procedures and guidelines of the Auditor of State, regulations and grant requirements. Rootstown Local School District is responsible for compliance with these laws and regulations.

A handwritten signature in black ink that reads "Keith Faber".

Keith Faber
Auditor of State
Columbus, Ohio

January 14, 2021

This page intentionally left blank.

ROOTSTOWN LOCAL SCHOOL DISTRICT
Basic Financial Statements
For the Fiscal Year Ended June 30, 2020
Table of Contents

<u>TITLE</u>	<u>PAGE</u>
Independent Auditor’s Report.....	1
Management’s Discussion and Analysis.....	3
Basic Financial Statements:	
Government-Wide Financial Statements:	
Statement of Net Position	15
Statement of Activities.....	16
Fund Financial Statements:	
Balance Sheet Governmental Funds	17
Reconciliation of Total Governmental Fund Balances to Net Position of Governmental Activities.....	18
Statement of Revenues, Expenditures and Changes in Fund Balance Governmental Funds	19
Reconciliation of the Statement of Revenues, Expenditures, and Changes In Fund Balances of Governmental Funds to the Statement of Activities.....	20
Statement of Revenues, Expenditures and Changes in Fund Balance- Budget and Actual (Non-GAAP Budgetary Basis) - General Fund	21
Statement of Changes in Fiduciary Net Position	22
Notes to the Basic Financial Statements	23
Required Supplementary Information:	
Schedule of the District’s Proportionate Share of the Net Pension Liability – School Employees Retirement System (SERS) of Ohio	60
Schedule of the District’s Proportionate Share of the Net Pension Liability – State Teachers Retirement System (STRS) of Ohio.....	62
Schedule of the District Pension Contributions – School Employees Retirement System (SERS) of Ohio	64
Schedule of the District Pension Contributions – State Teachers Retirement System (STRS) of Ohio	66
Schedule of the District’s Proportionate Share of the Net OPEB Liability – School Employees Retirement System (SERS) of Ohio.....	68
Schedule of the District’s Proportionate Share of the Net OPEB Liability/Asset – State Teachers Retirement System (STRS) of Ohio	69
Schedule of the District OPEB Contributions – School Employees Retirement System (SERS) of Ohio	70
Schedule of the District OPEB Contributions – State Teachers Retirement System (STRS) of Ohio	72
Notes to Required Supplementary Information	74
Independent Auditor’s Report on Internal Control over Financial Reporting and on Compliance and Other Matters Required by <i>Government Auditing Standards</i>	76

This page intentionally left blank.



INDEPENDENT AUDITOR'S REPORT

Rootstown Local School District
Portage County
4140 State Route 44
Rootstown, Ohio 44272

To the Board of Education:

Report on the Financial Statements

We have audited the accompanying financial statements of the governmental activities, each major fund, and the aggregate remaining fund information of Rootstown Local School District, Portage County, Ohio (the District), as of and for the year ended June 30, 2020, and the related notes to the financial statements, which collectively comprise the District's basic financial statements as listed in the table of contents.

Management's Responsibility for the Financial Statements

Management is responsible for preparing and fairly presenting these financial statements in accordance with accounting principles generally accepted in the United States of America; this includes designing, implementing, and maintaining internal control relevant to preparing and fairly presenting financial statements that are free from material misstatement, whether due to fraud or error.

Auditor's Responsibility

Our responsibility is to opine on these financial statements based on our audit. We audited in accordance with auditing standards generally accepted in the United States of America and the financial audit standards in the Comptroller General of the United States' *Government Auditing Standards*. Those standards require us to plan and perform the audit to reasonably assure the financial statements are free from material misstatement.

An audit requires obtaining evidence about financial statement amounts and disclosures. The procedures selected depend on our judgment, including assessing the risks of material financial statement misstatement, whether due to fraud or error. In assessing those risks, we consider internal control relevant to the District's preparation and fair presentation of the financial statements in order to design audit procedures that are appropriate in the circumstances, but not to the extent needed to opine on the effectiveness of the District's internal control. Accordingly, we express no such opinion. An audit also includes evaluating the appropriateness of management's accounting policies and the reasonableness of their significant accounting estimates, as well as our evaluation of the overall financial statement presentation.

We believe the audit evidence we obtained is sufficient and appropriate to support our audit opinions.

Opinion

In our opinion, the financial statements referred to above present fairly, in all material respects, the respective financial position of the governmental activities, each major fund, and the aggregate remaining fund information of Rootstown Local School District, Portage County, Ohio, as of June 30, 2020, and the respective changes in financial position thereof and the budgetary comparison for the General Fund thereof for the year then ended in accordance with the accounting principles generally accepted in the United States of America.

Emphasis of Matter

As discussed in Note 3 to the financial statements, during 2020, the District adopted new accounting guidance in Governmental Accounting Standards Board (GASB) Statement No. 84, *Fiduciary Activities*. We did not modify our opinion regarding this matter.

As discussed in Note 17 to the financial statements, the financial impact of COVID-19 and the ensuing emergency measures will impact subsequent periods of the District. We did not modify our opinion regarding this matter.

Other Matters

Required Supplementary Information

Accounting principles generally accepted in the United States of America require this presentation to include *management's discussion and analysis*, and schedules of net pension and other post-employment benefit liabilities and pension and other post-employment benefit contributions listed in the table of contents, to supplement the basic financial statements. Although this information is not part of the basic financial statements, the Governmental Accounting Standards Board considers it essential for placing the basic financial statements in an appropriate operational, economic, or historical context. We applied certain limited procedures to the required supplementary information in accordance with auditing standards generally accepted in the United States of America, consisting of inquiries of management about the methods of preparing the information and comparing the information for consistency with management's responses to our inquiries, to the basic financial statements, and other knowledge we obtained during our audit of the basic financial statements. We do not opine or provide any assurance on the information because the limited procedures do not provide us with sufficient evidence to opine or provide any other assurance.

Other Reporting Required by Government Auditing Standards

In accordance with *Government Auditing Standards*, we have also issued our report dated December 23, 2020, on our consideration of the District's internal control over financial reporting and our tests of its compliance with certain provisions of laws, regulations, contracts and grant agreements and other matters. That report describes the scope of our internal control testing over financial reporting and compliance, and the results of that testing, and does not opine on internal control over financial reporting or on compliance. That report is an integral part of an audit performed in accordance with *Government Auditing Standards* in considering the District's internal control over financial reporting and compliance.



BHM CPA Group, Inc.
Piketon, Ohio
December 23, 2020

**ROOTSTOWN LOCAL SCHOOL DISTRICT
PORTAGE COUNTY, OHIO**

**MANAGEMENT'S DISCUSSION AND ANALYSIS
FOR THE FISCAL YEAR ENDED JUNE 30, 2020**

The management's discussion and analysis of the Rootstown Local School District's ("the District") financial performance provides an overall review of the District's financial activities for the fiscal year ended June 30, 2020. The intent of this discussion and analysis is to look at the District's financial performance as a whole; readers should also review the basic financial statements and the notes to the basic financial statements to enhance their understanding of the District's financial performance.

Financial Highlights

Key financial highlights for fiscal year 2020 are as follows:

- The District's net position of governmental activities decreased \$1,444,505 which represents a 27.46% decrease from 2019's restated net position.
- General revenues accounted for \$12,838,037 in revenue or 83.56% of all revenues. Program specific revenues in the form of charges for services and sales, grants and contributions accounted for \$2,524,992 or 16.44% of total revenues of \$15,363,029.
- The District had \$16,807,534 in expenses related to governmental activities; only \$2,524,992 of these expenses were offset by program specific charges for services, grants or contributions. General revenues supporting governmental activities (primarily taxes and unrestricted grants and entitlements) of \$12,838,037 were inadequate to provide for these programs.
- The District's major governmental funds are the general fund and permanent improvement fund. The general fund had \$14,003,987 in revenues and \$14,784,568 in expenditures. During fiscal year 2020, the general fund's fund balance decreased \$780,581 from a balance of \$3,810,538 to \$3,029,957.
- The permanent improvement fund had \$389,156 in revenues and \$440,620 in expenditures. During fiscal year 2020, the permanent improvement fund's fund balance decreased \$51,464 from \$780,333 to \$728,869.

Using the Basic Financial Statements

This annual report consists of a series of financial statements and notes to those statements. These statements are organized so the reader can understand the District as a financial whole, an entire operating entity. The statements then proceed to provide an increasingly detailed look at specific financial activities.

The statement of net position and statement of activities provide information about the activities of the whole District, presenting both an aggregate view of the District's finances and a longer-term view of those finances. Fund financial statements provide the next level of detail. For governmental funds, these statements tell how services were financed in the short-term as well as what remains for future spending. The fund financial statements also look at the District's most significant funds with all other nonmajor funds presented in total in one column. In the case of the District, the general fund and permanent improvement fund are the only governmental funds reported as major funds.

Reporting the District as a Whole

Statement of Net Position and the Statement of Activities

While this document contains the large number of funds used by the District to provide programs and activities, the view of the District as a whole looks at all financial transactions and asks the question, "How did we do financially during 2020?" The statement of net position and the statement of activities answer this question. These statements include all assets, deferred outflows, liabilities, deferred inflows, revenues and expenses using the accrual basis of accounting similar to the accounting used by most private-sector companies. This basis of accounting will take into account all of the current year's revenues and expenses regardless of when cash is received or paid.

**ROOTSTOWN LOCAL SCHOOL DISTRICT
PORTAGE COUNTY, OHIO**

**MANAGEMENT'S DISCUSSION AND ANALYSIS
FOR THE FISCAL YEAR ENDED JUNE 30, 2020**

These two statements report the District's net position and changes in that position. This change in net position is important because it tells the reader that, for the District as a whole, the financial position of the District has improved or diminished. The causes of this change may be the result of many factors, some financial, some not. Non-financial factors include the District's property tax base, current property tax laws in Ohio restricting revenue growth, facility conditions, required educational programs and other factors.

In the statement of net position and the statement of activities, the governmental activities include the District's programs and services, including instruction, support services, operation and maintenance of plant, pupil transportation, extracurricular activities, and food service operations.

Reporting the District's Most Significant Funds

Fund Financial Statements

Fund financial reports provide detailed information about the District's major funds. The District uses many funds to account for a multitude of financial transactions. However, these fund financial statements focus on the District's most significant funds. The District's major governmental funds are the general fund and permanent improvement fund.

Governmental Funds

Most of the District's activities are reported in governmental funds, which focus on how money flows into and out of those funds and the balances left at year-end available for spending in future periods. These funds are reported using an accounting method called modified accrual accounting, which measures cash and all other financial assets than can readily be converted to cash. The governmental fund financial statements provide a detailed short-term view of the District's general government operations and the basic services it provides. Governmental fund information helps you determine whether there are more or fewer financial resources that can be spent in the near future to finance educational programs. The relationship (or differences) between governmental activities (reported in the statement of net position and the statement of activities) and governmental funds is reconciled in the basic financial statements.

Reporting the District's Fiduciary Responsibilities

The District also acts in a trustee capacity as an agent for individuals or other entities. These activities are reported in a custodial fund. These activities are excluded from the District's other financial statements because the assets cannot be utilized by the District to finance its operations.

Notes to the Basic Financial Statements

The notes provide additional information that is essential to a full understanding of the data provided in the government-wide and fund financial statements.

Required Supplementary Information

In addition to the basic financial statements and accompanying notes, this report also presents certain required supplementary information concerning the District's net pension liability and net OPEB liability/asset.

**ROOTSTOWN LOCAL SCHOOL DISTRICT
PORTAGE COUNTY, OHIO**

MANAGEMENT'S DISCUSSION AND ANALYSIS
FOR THE FISCAL YEAR ENDED JUNE 30, 2020

The District as a Whole

The statement of net position provides the perspective of the District as a whole. The table below provides a summary of the District's net position for June 30, 2020 and June 30, 2019. The net position at June 30, 2019 has been restated as described in Note 3.

	Net Position	
	Governmental Activities 2020	Restated Governmental Activities 2019
<u>Assets</u>		
Current and other assets	\$ 12,041,344	\$ 12,738,761
Net OPEB asset	779,255	750,857
Capital assets, net	<u>3,278,773</u>	<u>3,078,441</u>
Total assets	<u>16,099,372</u>	<u>16,568,059</u>
<u>Deferred outflows of resources</u>		
Pensions	2,552,595	3,515,669
OPEB	<u>297,115</u>	<u>171,167</u>
Total deferred outflows of resources	<u>2,849,710</u>	<u>3,686,836</u>
<u>Liabilities</u>		
Other liabilities	1,698,790	1,571,494
Long-term liabilities:		
Due within one year	28,115	29,769
Due in more than one year:		
Net pension liability	13,861,840	13,557,176
Net OPEB liability	1,486,593	1,607,939
Other amounts	<u>454,821</u>	<u>422,560</u>
Total liabilities	<u>17,530,159</u>	<u>17,188,938</u>
<u>Deferred inflows of resources</u>		
Property taxes levied for next fiscal year	6,113,367	6,143,748
Pensions	638,090	854,247
OPEB	<u>1,371,942</u>	<u>1,327,933</u>
Total deferred inflows of resources	<u>8,123,399</u>	<u>8,325,928</u>
<u>Net position</u>		
Investment in capital assets	3,278,773	3,078,441
Restricted	1,088,207	1,116,137
Unrestricted (deficit)	<u>(11,071,456)</u>	<u>(9,454,549)</u>
Total net position	<u>\$ (6,704,476)</u>	<u>\$ (5,259,971)</u>

The net pension liability is reported pursuant to Governmental Accounting Standards Board (GASB) Statement 68, "Accounting and Financial Reporting for Pensions—an Amendment of GASB Statement 27." The net other postemployment benefits (OPEB) liability/asset is reported pursuant to GASB Statement 75, "Accounting and Financial Reporting for Postemployment Benefits Other Than Pensions." For reasons discussed below, many end users of this financial statement will gain a clearer understanding of the District's actual financial condition by adding deferred inflows related to pension and OPEB, the net pension liability, and the net OPEB liability to the reported net position and subtracting deferred outflows related to pension and OPEB and the net OPEB asset.

**ROOTSTOWN LOCAL SCHOOL DISTRICT
PORTAGE COUNTY, OHIO**

MANAGEMENT'S DISCUSSION AND ANALYSIS
FOR THE FISCAL YEAR ENDED JUNE 30, 2020

GASB standards are national and apply to all government financial reports prepared in accordance with generally accepted accounting principles. Prior accounting for pensions (GASB 27) and postemployment benefits (GASB 45) focused on a funding approach. This approach limited pension and OPEB costs to contributions annually required by law, which may or may not be sufficient to fully fund each plan's *net pension liability* or *net OPEB liability*. GASB 68 and GASB 75 take an earnings approach to pension and OPEB accounting; however, the nature of Ohio's statewide pension/OPEB plans and state law governing those systems requires additional explanation in order to properly understand the information presented in these statements.

GASB 68 and GASB 75 require the net pension liability and the net OPEB liability/asset to equal the District's proportionate share of each plan's collective:

1. Present value of estimated future pension/OPEB benefits attributable to active and inactive employees' past service.
2. Minus plan assets available to pay these benefits.

GASB notes that pension and OPEB obligations, whether funded or unfunded, are part of the "employment exchange" – that is, the employee is trading his or her labor in exchange for wages, benefits, and the promise of a future pension and other postemployment benefits. GASB noted that the unfunded portion of this promise is a present obligation of the government, part of a bargained-for benefit to the employee and should accordingly be reported by the government as a liability since they received the benefit of the exchange. However, the District is not responsible for certain key factors affecting the balance of these liabilities. In Ohio, the employee shares the obligation of funding pension benefits with the employer. Both employer and employee contribution rates are capped by State statute. A change in these caps requires action of both Houses of the General Assembly and approval of the Governor. Benefit provisions are also determined by State statute. The Ohio Revised Code permits, but does not require, the retirement systems to provide healthcare to eligible benefit recipients. The retirement systems may allocate a portion of the employer contributions to provide for these OPEB benefits.

The employee enters the employment exchange with the knowledge that the employer's promise is limited not by contract but by law. The employer enters the exchange also knowing that there is a specific, legal limit to its contribution to the retirement system. In Ohio, there is no legal means to enforce the unfunded liability of the pension/OPEB plan *as against the public employer*. State law operates to mitigate/lessen the moral obligation of the public employer to the employee, because all parties enter the employment exchange with notice as to the law. The retirement system is responsible for the administration of the pension and OPEB plans.

Most long-term liabilities have set repayment schedules or, in the case of compensated absences (i.e. sick and vacation leave), are satisfied through paid time-off or termination payments. There is no repayment schedule for the net pension liability or the net OPEB liability. As explained above, changes in benefits, contribution rates, and return on investments affect the balance of these liabilities but are outside the control of the local government. In the event that contributions, investment returns, and other changes are insufficient to keep up with required payments, State statute does not assign/identify the responsible party for the unfunded portion. Due to the unique nature of how the net pension liability and the net OPEB liability are satisfied, these liabilities are separately identified within the long-term liability section of the statement of net position.

In accordance with GASB 68 and GASB 75, the District's statements prepared on an accrual basis of accounting include an annual pension expense and an annual OPEB expense for their proportionate share of each plan's *change* in net pension liability and net OPEB liability/asset, respectively, not accounted for as deferred inflows/outflows.

Over time, net position can serve as a useful indicator of a government's financial position. At June 30, 2020, the District's liabilities and deferred inflows of resources exceeded assets and deferred outflow of resources by \$6,704,476.

Deferred outflows related to pension decreased primarily due to changes in assumptions by the State Teachers Retirement System (STRS). See Note 11 for more detail.

Total assets include a net OPEB asset reported by STRS. See Note 12 for more detail.

**ROOTSTOWN LOCAL SCHOOL DISTRICT
PORTAGE COUNTY, OHIO**

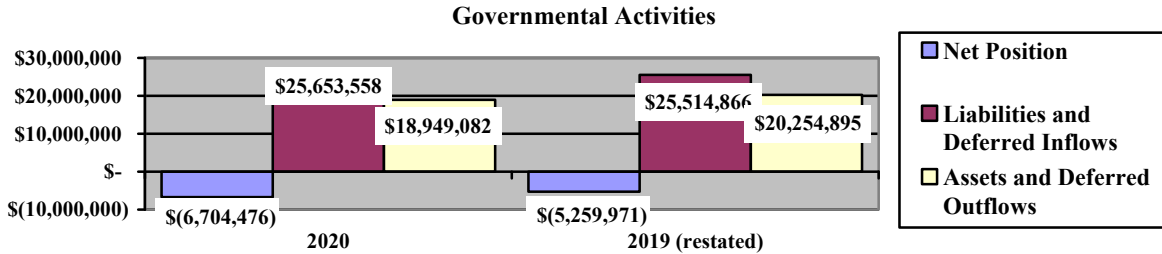
MANAGEMENT'S DISCUSSION AND ANALYSIS
FOR THE FISCAL YEAR ENDED JUNE 30, 2020

At fiscal year-end, capital assets represented 20.37% of total assets. Capital assets include land, land improvements, buildings and improvements, furniture and equipment, vehicles and, library and textbooks. The District's investment in capital assets at June 30, 2020, was \$3,278,773. These capital assets are used to provide services to the students and are not available for future spending. Although the District's investment in capital assets is reported net of related debt, it should be noted that the resources to repay the debt must be provided from other sources, since capital assets may not be used to liquidate these liabilities.

Long-term liabilities decreased primarily due to a decrease in the net pension liability and net OPEB liability. These liabilities are outside of the control of the District. The District contributes its statutorily required contributions to the pension systems; however, it's the pension systems that collect, hold and distribute pensions and OPEB to District employees, not the District.

A portion of the District's net position, \$1,088,207 represents resources that are subject to external restriction on how they may be used. The remaining balance of unrestricted net position was a deficit of \$11,071,456. The deficit balance in unrestricted net position was the result of reporting the net pension liability required by GASB 68.

The graph below illustrates the District's governmental activities assets plus deferred outflows, liabilities plus deferred inflows and net position at June 30, 2020 and 2019. The information for fiscal year 2019 has been restated as described in Note 3.



The table below shows the changes in net position for governmental activities between fiscal years 2020 and 2019. The information for fiscal year 2019 has been restated as described in Note 3.

Change in Net Position

	Governmental Activities <u>2020</u>	Restated Governmental Activities <u>2019</u>
<u>Revenues</u>		
Program revenues:		
Charges for services and sales	\$ 1,378,028	\$ 1,243,779
Operating grants and contributions	1,146,964	1,125,790
General revenues:		
Property taxes	7,501,874	7,208,697
Grants and entitlements	5,265,131	5,545,569
Investment earnings	13,000	18,104
Other	<u>58,032</u>	<u>67,325</u>
Total revenues	<u>15,363,029</u>	<u>15,209,264</u>

- Continued

**ROOTSTOWN LOCAL SCHOOL DISTRICT
PORTAGE COUNTY, OHIO**

MANAGEMENT'S DISCUSSION AND ANALYSIS
FOR THE FISCAL YEAR ENDED JUNE 30, 2020

Change in Net Position

	Governmental Activities <u>2020</u>	Restated Governmental Activities <u>2019</u>
<u>Expenses</u>		
Program expenses:		
Instruction:		
Regular	\$ 6,401,402	\$ 4,970,016
Special	2,616,043	2,592,941
Vocational	236,542	162,727
Other	1,690,356	1,423,730
Support services:		
Pupil	691,044	546,273
Instructional staff	369,516	298,273
Board of education	104,281	63,840
Administration	1,159,942	988,163
Fiscal	461,557	336,261
Business	12,739	10,853
Operations and maintenance	1,092,703	997,504
Pupil transportation	998,747	954,896
Central	164,126	57,554
Operation of non-instructional services:		
Food service operations	312,960	436,471
Other non-instructional services	-	7,412
Extracurricular activities	<u>495,576</u>	<u>415,142</u>
Total expenses	<u>16,807,534</u>	<u>14,262,056</u>
Change in net position	(1,444,505)	947,208
Net position (deficit) at beginning of year (restated)	<u>(5,259,971)</u>	<u>(6,207,179)</u>
Net position (deficit) at end of year	<u>\$ (6,704,476)</u>	<u>\$ (5,259,971)</u>

Governmental Activities

Net position of the District's governmental activities decreased \$1,444,505. Total governmental expenses of \$16,807,534 were offset by program revenues of \$2,524,992 and general revenues of \$12,838,037. Program revenues supported 85.98% of the total governmental expenses.

Overall, expenses of the governmental activities increased \$2,545,478 or 17.85%. The main reason for this increase is because of increases to the District's pension expense and OPEB expense compared to last year. These expenses can have large increases or decreases that are outside of the District's control.

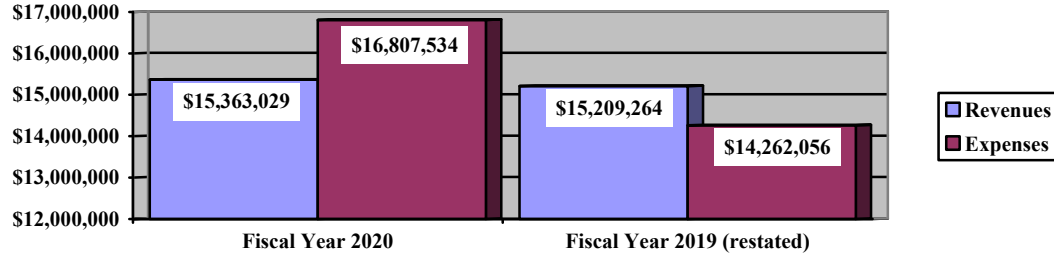
The primary sources of revenue for governmental activities are derived from property taxes and unrestricted grants and entitlements. These revenue sources represent 83.10% of total governmental revenue.

**ROOTSTOWN LOCAL SCHOOL DISTRICT
PORTAGE COUNTY, OHIO**

MANAGEMENT'S DISCUSSION AND ANALYSIS
FOR THE FISCAL YEAR ENDED JUNE 30, 2020

The graph below presents the District's governmental activities revenue and expenses for fiscal years 2020 and 2019. The information for fiscal year 2019 has been restated as described in Note 3.

Governmental Activities - Revenues and Expenses



The statement of activities shows the cost of program services and the charges for services and grants offsetting those services. The following table shows, for governmental activities, the total cost of services and the net cost of services. That is, it identifies the cost of these services supported by tax revenue and unrestricted State grants and entitlements. The information for fiscal year 2019 has been restated as described in Note 3.

Governmental Activities

	Total Cost of Services 2020	Net Cost of Services 2020	Restated Total Cost of Services 2019	Restated Net Cost of Services 2019
Program expenses				
Instruction:				
Regular	\$ 6,401,402	\$ 5,243,683	\$ 4,970,016	\$ 4,016,002
Special	2,616,043	1,846,708	2,592,941	1,826,775
Vocational	236,542	188,077	162,727	107,703
Other	1,690,356	1,690,356	1,423,730	1,423,730
Support services:				
Pupil	691,044	639,610	546,273	543,118
Instructional staff	369,516	347,530	298,273	295,464
Board of education	104,281	104,281	63,840	63,717
Administration	1,159,942	1,158,584	988,163	982,720
Fiscal	461,557	461,557	336,261	336,261
Business	12,739	12,739	10,853	10,853
Operations and maintenance	1,092,703	1,084,879	997,504	985,635
Pupil transportation	998,747	967,922	954,896	922,075
Central	164,126	127,186	57,554	11,618
Operation of non-instructional services:				
Food service operations	312,960	27,160	436,471	73,202
Other non-instructional services	-	-	7,412	(1,064)
Extracurricular activities	495,576	382,270	455,315	334,851
Total expenses	\$ 16,807,534	\$ 14,282,542	\$ 14,302,229	\$ 11,932,660

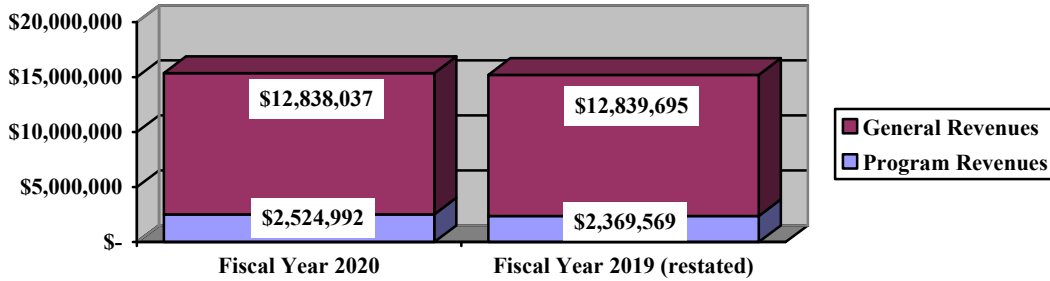
The dependence upon tax and other general revenues for governmental activities is apparent as 81.95% of instruction activities are supported through taxes and other general revenues. For all governmental activities, general revenue support is 84.98%. The District's taxpayers and unrestricted grants and entitlements from the State are by far the primary support for District's students.

**ROOTSTOWN LOCAL SCHOOL DISTRICT
PORTAGE COUNTY, OHIO**

MANAGEMENT'S DISCUSSION AND ANALYSIS
FOR THE FISCAL YEAR ENDED JUNE 30, 2020

The graph below presents the District's governmental activities revenue for fiscal years 2020 and 2019. The information for fiscal year 2019 has been restated as described in Note 3.

Governmental Activities - General and Program Revenues



The District's Funds

The District's governmental funds reported a combined fund balance of \$4,060,628, which is greater than last year's restated total of \$4,885,657. The schedule below indicates the fund balance and the total change in fund balance as of June 30, 2020 and 2019. The fund balance at June 30, 2019 has been restated as described in Note 3.

	Fund Balance <u>June 30, 2020</u>	Restated Fund Balance <u>June 30, 2019</u>	<u>Change</u>
Major funds:			
General	\$ 3,029,957	\$ 3,810,538	\$ (780,581)
Permanent improvement	728,869	780,333	(51,464)
Other governmental	<u>301,802</u>	<u>294,786</u>	<u>7,016</u>
Total	<u>\$ 4,060,628</u>	<u>\$ 4,885,657</u>	<u>\$ (825,029)</u>

General Fund

The District's general fund's fund balance decreased \$780,581. The decrease in fund balance is primarily due to a large increase in instructional expenditures compared to the prior fiscal year.

Overall, expenditures increased 4.26%. The increase is due primarily to an increase in instructional expenditures. Regular instruction and other instruction saw the largest increases of \$268,897 and \$259,045, respectively.

**ROOTSTOWN LOCAL SCHOOL DISTRICT
PORTAGE COUNTY, OHIO**

MANAGEMENT'S DISCUSSION AND ANALYSIS
FOR THE FISCAL YEAR ENDED JUNE 30, 2020

The table that follows assists in illustrating the financial activities and fund balance of the general fund.

	2020	Restated 2019	Percentage
	<u>Amount</u>	<u>Amount</u>	<u>Change</u>
<u>Revenues</u>			
Taxes	\$ 7,126,611	\$ 6,895,753	3.35 %
Tuition and fees	1,021,765	779,906	31.01 %
Earnings on investments	13,000	18,104	(28.19) %
Intergovernmental	5,706,032	5,982,338	(4.62) %
Other revenues	<u>136,579</u>	<u>155,623</u>	(12.24) %
Total	<u>\$ 14,003,987</u>	<u>\$ 13,831,724</u>	1.25 %
<u>Expenditures</u>			
Instruction	\$ 9,817,321	\$ 9,480,483	3.55 %
Support services	4,609,429	4,348,038	6.01 %
Extracurricular activities	<u>357,818</u>	<u>397,601</u>	(10.01) %
Total	<u>\$ 14,784,568</u>	<u>\$ 14,226,122</u>	3.93 %

Permanent Improvement Fund

The permanent improvement fund had \$389,156 in revenues and \$440,620 in expenditures. During fiscal year 2020, the permanent improvement fund's fund balance decreased \$51,464 from \$780,333 to \$728,869.

General Fund Budgeting Highlights

The District's budget is prepared according to Ohio law and is based on accounting for certain transactions on a basis of cash receipts, disbursements and encumbrances. The most significant budgeted fund is the general fund.

During the course of fiscal year 2020, the District amended its general fund budget numerous times. For the general fund, original budgeted revenues and final budgeted revenues were \$13,639,073 and \$14,040,764, respectively. The increase in budgeted revenues was due to an increase in estimated property tax revenue. Actual revenues and other financing sources for fiscal year 2020 were \$13,936,997. This represents a \$103,767 decrease from final budgeted revenues and other financing sources.

General fund original and final appropriations and other financing uses were \$14,860,652 and \$16,160,652, respectively. The actual budget basis expenditures fiscal year 2020 totaled \$15,156,210, which was \$1,004,442 less than the final budget appropriations.

**ROOTSTOWN LOCAL SCHOOL DISTRICT
PORTAGE COUNTY, OHIO**

MANAGEMENT'S DISCUSSION AND ANALYSIS
FOR THE FISCAL YEAR ENDED JUNE 30, 2020

Capital Assets and Debt Administration

Capital Assets

At the end of fiscal year 2020, the District had \$3,278,773 invested in land, land improvements, buildings and improvements, furniture and equipment, vehicles and, library and textbooks. This entire amount is reported in governmental activities. The following table shows June 30, 2020 balances compared to June 30, 2019:

	Capital Assets at June 30 (Net of Depreciation)	
	<u>Governmental Activities</u>	
	<u>2020</u>	<u>2019</u>
Land	\$ 779,700	\$ 779,700
Land improvements	402,764	445,850
Building and improvements	1,639,012	1,434,319
Furniture and equipment	-	45,386
Vehicles	437,242	339,761
Library and textbooks	<u>20,055</u>	<u>33,425</u>
Total	<u>\$ 3,278,773</u>	<u>\$ 3,078,441</u>

Total additions to capital assets for 2020 were \$464,039, and the total depreciation expense for 2020 was \$263,707.

See Note 7 to the basic financial statements for additional information on the District's capital assets.

Debt Administration

See Note 8 to the basic financial statements for information on the District's debt administration.

Current Financial Related Activities

It is evident that the Rootstown Local School District relies heavily on its property owners for support. In today's economic climate, this presents a problem to the District as well as the local taxpayer. Until there is a change in the funding structure from the State, this will continue to be a key point of concern. Special education and gifted funding have been reduced every year. The District attempts to help compensate for some of these losses by applying for additional grant money. Our position is such that the District does not qualify for many of the "needy" grants.

Because of House Bill 920 that was paid in the 1970's, current levies do not provide for inflationary revenue growth as valuation increases, with the exception of the inside mills and new construction. Thus, as a school district dependent upon property taxes and a decline in the State Foundation, the District must request property tax increases to maintain a constant level of service.

The District's systems of budgeting and internal controls are well regarded. All of the District's financial abilities will be needed to meet the challenges of the future.

The District was on the ballot in November 2020 for a new facilities project. The master plan includes replacing the middle school and elementary school with one new PK-8 building on the current campus. Additional funds were earmarked for sports complex enhancements and ADA accessibility in the current high school. The levy was unsuccessful. This represented the third time the District had attempted a bond issue for facilities. At this time, the District is undecided whether to go back on the ballot.

**ROOTSTOWN LOCAL SCHOOL DISTRICT
PORTAGE COUNTY, OHIO**

MANAGEMENT'S DISCUSSION AND ANALYSIS
FOR THE FISCAL YEAR ENDED JUNE 30, 2020

Contacting the District's Financial Management

This financial report is designed to provide our citizens, taxpayers, investors and creditors with a general overview of the District's finances and to show the District's accountability for the money it receives. If you have questions about this report or need additional financial information contact Connie Baldwin, Treasurer, Rootstown Local School District, 4140 State Route 44, Rootstown, Ohio 44272 or baldwin@roversk12.org.

THIS PAGE IS INTENTIONALLY LEFT BLANK

**ROOTSTOWN LOCAL SCHOOL DISTRICT
PORTAGE COUNTY, OHIO**

STATEMENT OF NET POSITION
JUNE 30, 2020

	Governmental Activities
Assets:	
Equity in pooled cash and cash equivalents. . .	\$ 4,404,904
Receivables:	
Property taxes	7,457,434
Accounts.	297
Intergovernmental	163,159
Prepayments	12,027
Materials and supplies inventory.	611
Inventory held for resale.	2,912
Net OPEB asset	779,255
Capital assets:	
Nondepreciable capital assets	779,700
Depreciable capital assets, net.	2,499,073
Capital assets, net	3,278,773
Total assets.	16,099,372
 Deferred outflows of resources:	
Pension	2,552,595
OPEB	297,115
Total deferred outflows of resources.	2,849,710
 Liabilities:	
Accounts payable.	21,075
Accrued wages and benefits	1,282,236
Intergovernmental payable	142,649
Pension and postemployment benefits payable.	192,145
Accrued vacation leave payable.	60,685
Long-term liabilities:	
Due within one year.	28,115
Due in more than one year:	
Net pension liability	13,861,840
Net OPEB liability	1,486,593
Other amounts due in more than one year	454,821
Total liabilities	17,530,159
 Deferred inflows of resources:	
Property taxes levied for the next fiscal year. . .	6,113,367
Pension	638,090
OPEB.	1,371,942
Total deferred inflows of resources	8,123,399
 Net position:	
Investment in capital assets	3,278,773
Restricted for:	
Capital projects	727,346
Locally funded programs	149
Food service.	223,713
Student activities	73,032
Other purposes	63,967
Unrestricted (deficit)	(11,071,456)
Total net position.	\$ (6,704,476)

SEE ACCOMPANYING NOTES TO THE BASIC FINANCIAL STATEMENTS

**ROOTSTOWN LOCAL SCHOOL DISTRICT
PORTAGE COUNTY, OHIO**

STATEMENT OF ACTIVITIES
FOR THE FISCAL YEAR ENDED JUNE 30, 2020

		Program Revenues		Net (Expense) Revenue and Changes in Net Position
	Expenses	Charges for Services and Sales	Operating Grants and Contributions	Governmental Activities
Governmental activities:				
Instruction:				
Regular	\$ 6,401,402	\$ 968,731	\$ 188,988	\$ (5,243,683)
Special	2,616,043	69,778	699,557	(1,846,708)
Vocational	236,542	1,336	47,129	(188,077)
Other	1,690,356	-	-	(1,690,356)
Support services:				
Pupil	691,044	-	51,434	(639,610)
Instructional staff	369,516	16,888	5,098	(347,530)
Board of education	104,281	-	-	(104,281)
Administration	1,159,942	-	1,358	(1,158,584)
Fiscal	461,557	-	-	(461,557)
Business	12,739	-	-	(12,739)
Operations and maintenance	1,092,703	2,730	5,094	(1,084,879)
Pupil transportation	998,747	-	30,825	(967,922)
Central	164,126	36,940	-	(127,186)
Operation of non-instructional services:				
Food service operations	312,960	171,274	114,526	(27,160)
Extracurricular activities	495,576	110,351	2,955	(382,270)
Total governmental activities	\$ 16,807,534	\$ 1,378,028	\$ 1,146,964	(14,282,542)
General revenues:				
Property taxes levied for:				
General purposes				7,134,130
Capital outlay				367,744
Grants and entitlements not restricted				
to specific programs				5,265,131
Investment earnings				13,000
Miscellaneous				58,032
Total general revenues				12,838,037
Change in net position				(1,444,505)
Net position at beginning of year (restated)				(5,259,971)
Net position at end of year				\$ (6,704,476)

SEE ACCOMPANYING NOTES TO THE BASIC FINANCIAL STATEMENTS

**ROOTSTOWN LOCAL SCHOOL DISTRICT
PORTAGE COUNTY, OHIO**

BALANCE SHEET
GOVERNMENTAL FUNDS
JUNE 30, 2020

	<u>General</u>	<u>Permanent Improvement</u>	<u>Nonmajor Governmental Funds</u>	<u>Total Governmental Funds</u>
Assets:				
Equity in pooled cash and cash equivalents.	\$ 3,341,143	\$ 660,988	\$ 402,773	\$ 4,404,904
Receivables:				
Property taxes.	7,091,742	365,692	-	7,457,434
Accounts	297	-	-	297
Intergovernmental.	126,332	-	36,827	163,159
Prepayments.	11,786	-	241	12,027
Materials and supplies inventory.	-	-	611	611
Inventory held for resale.	-	-	2,912	2,912
Total assets.	<u>\$ 10,571,300</u>	<u>\$ 1,026,680</u>	<u>\$ 443,364</u>	<u>\$ 12,041,344</u>
Liabilities:				
Accounts payable	\$ 17,435	\$ -	\$ 3,640	\$ 21,075
Accrued wages and benefits payable	1,188,124	-	94,112	1,282,236
Intergovernmental payable	141,325	-	1,324	142,649
Pension and postemployment benefits payable.	186,486	-	5,659	192,145
Total liabilities.	<u>1,533,370</u>	<u>-</u>	<u>104,735</u>	<u>1,638,105</u>
Deferred inflows of resources:				
Property taxes levied for the next fiscal year. . .	5,819,033	294,334	-	6,113,367
Delinquent property tax revenue not available. . .	62,608	3,477	-	66,085
Intergovernmental revenue not available.	126,332	-	36,827	163,159
Total deferred inflows of resources	<u>6,007,973</u>	<u>297,811</u>	<u>36,827</u>	<u>6,342,611</u>
Fund balances:				
Nonspendable:				
Materials and supplies inventory.	-	-	611	611
Prepays.	11,786	-	241	12,027
Unclaimed monies	6,435	-	-	6,435
Restricted:				
Capital improvements	-	723,869	-	723,869
Food service operations	-	-	239,302	239,302
Extracurricular.	-	-	73,032	73,032
Other purposes.	-	-	64,116	64,116
Committed:				
Capital improvements	-	5,000	-	5,000
Assigned:				
Student instruction	302,365	-	-	302,365
Student and staff support.	270,426	-	-	270,426
Other purposes.	38,150	-	-	38,150
Unassigned (deficit)	2,400,795	-	(75,500)	2,325,295
Total fund balances	<u>3,029,957</u>	<u>728,869</u>	<u>301,802</u>	<u>4,060,628</u>
Total liabilities, deferred inflows and fund balances	<u>\$ 10,571,300</u>	<u>\$ 1,026,680</u>	<u>\$ 443,364</u>	<u>\$ 12,041,344</u>

SEE ACCOMPANYING NOTES TO THE BASIC FINANCIAL STATEMENTS

**ROOTSTOWN LOCAL SCHOOL DISTRICT
PORTAGE COUNTY, OHIO**

RECONCILIATION OF TOTAL GOVERNMENTAL FUND BALANCES TO
NET POSITION OF GOVERNMENTAL ACTIVITIES
JUNE 30, 2020

Total governmental fund balances		\$ 4,060,628
<i>Amounts reported for governmental activities on the statement of net position are different because:</i>		
Capital assets used in governmental activities are not financial resources and therefore are not reported in the funds.		3,278,773
Other long-term assets are not available to pay for current-period expenditures and therefore are deferred inflows in the funds.		
Property taxes receivable	\$ 66,085	
Intergovernmental receivable	163,159	
Total		229,244
The net pension liability and net OPEB liability/asset are not due and payable in the current period; therefore, liability/asset and related deferred inflows and outflows are not reported in governmental funds.		
Deferred outflows - pension	2,552,595	
Deferred inflows - pension	(638,090)	
Net pension liability	(13,861,840)	
Deferred outflows - OPEB	297,115	
Deferred inflows - OPEB	(1,371,942)	
Net OEPB asset	779,255	
Net OEPB liability	(1,486,593)	
Total		(13,729,500)
Long-term liabilities, including notes payable, are not due and payable in the current period and therefore are not reported in the funds.		
Compensated absences	(482,936)	
Vacation benefits	(60,685)	
Total		(543,621)
Net position of governmental activities		\$ (6,704,476)

SEE ACCOMPANYING NOTES TO THE BASIC FINANCIAL STATEMENTS

**ROOTSTOWN LOCAL SCHOOL DISTRICT
PORTAGE COUNTY, OHIO**

STATEMENT OF REVENUES, EXPENDITURES AND CHANGES IN FUND BALANCES
GOVERNMENTAL FUNDS
FOR THE FISCAL YEAR ENDED JUNE 30, 2020

	<u>General</u>	<u>Permanent Improvement</u>	<u>Nonmajor Governmental Funds</u>	<u>Total Governmental Funds</u>
Revenues:				
From local sources:				
Property taxes	\$ 7,126,611	\$ 367,322	\$ -	\$ 7,493,933
Tuition	985,826	-	-	985,826
Earnings on investments	13,000	-	15,300	28,300
Charges for services	-	-	171,274	171,274
Extracurricular	-	-	110,351	110,351
Classroom materials and fees	35,939	-	-	35,939
Other local revenues	136,579	-	2,955	139,534
Intergovernmental - state	5,706,032	21,834	61,928	5,789,794
Intergovernmental - federal	-	-	568,304	568,304
Total revenues	<u>14,003,987</u>	<u>389,156</u>	<u>930,112</u>	<u>15,323,255</u>
Expenditures:				
Current:				
Instruction:				
Regular	5,681,948	120	186,786	5,868,854
Special	2,232,855	-	297,023	2,529,878
Vocational	210,925	-	-	210,925
Other	1,691,593	-	-	1,691,593
Support services:				
Pupil	602,688	-	51,434	654,122
Instructional staff	344,806	-	-	344,806
Board of education	102,871	-	-	102,871
Administration	1,091,225	767	-	1,091,992
Fiscal	435,181	5,514	-	440,695
Business	12,739	-	-	12,739
Operations and maintenance	1,002,392	-	6,142	1,008,534
Pupil transportation	847,188	177,429	-	1,024,617
Central	170,339	-	-	170,339
Operation of non-instructional services:				
Food service operations	-	-	291,875	291,875
Extracurricular activities	357,818	-	89,836	447,654
Facilities acquisition and construction	-	256,790	-	256,790
Total expenditures	<u>14,784,568</u>	<u>440,620</u>	<u>923,096</u>	<u>16,148,284</u>
Net change in fund balances	(780,581)	(51,464)	7,016	(825,029)
Fund balances at beginning of year (restated).	<u>3,810,538</u>	<u>780,333</u>	<u>294,786</u>	<u>4,885,657</u>
Fund balances at end of year.	<u>\$ 3,029,957</u>	<u>\$ 728,869</u>	<u>\$ 301,802</u>	<u>\$ 4,060,628</u>

SEE ACCOMPANYING NOTES TO THE BASIC FINANCIAL STATEMENTS

**ROOTSTOWN LOCAL SCHOOL DISTRICT
PORTAGE COUNTY, OHIO**

RECONCILIATION OF THE STATEMENT OF REVENUES, EXPENDITURES
AND CHANGES IN FUND BALANCES OF GOVERNMENTAL FUNDS
TO THE STATEMENT OF ACTIVITIES
FOR THE FISCAL YEAR ENDED JUNE 30, 2020

Net change in fund balances - total governmental funds	\$	(825,029)
<i>Amounts reported for governmental activities in the statement of activities are different because:</i>		
Governmental funds report capital outlays as expenditures. However, in the statement of activities, the cost of those assets is allocated over their estimated useful lives as depreciation expense.		
Capital asset additions	\$ 464,039	
Current year depreciation	(263,707)	
Total		200,332
Revenues in the statement of activities that do not provide current financial resources are not reported as revenues in the funds.		
Property taxes	7,941	
Tuition	18,080	
Intergovernmental	13,753	
Total		39,774
Contractually required pension contributions are reported as expenditures in governmental funds; however, the statement of activities reports these amounts as deferred outflows.		1,036,864
Contractually required OPEB contributions are reported as expenditures in governmental funds; however, the statement of activities reports these amounts as deferred outflows.		(2,088,445)
Except for amounts reported as deferred inflows/outflows, changes in the net pension liability are reported as pension expense in the statement of activities.		37,849
Except for amounts reported as deferred inflows/outflows, changes in the net OPEB liability/asset are reported as OPEB expense in the statement of activities.		193,834
Some expenses reported in the statement of activities do not require the use of current financial resources and therefore are not reported as expenditures in governmental funds.		
Compensated absences	(30,607)	
Vacation benefits	(9,077)	
Total		(39,684)
Change in net position of governmental activities	\$	(1,444,505)

SEE ACCOMPANYING NOTES TO THE BASIC FINANCIAL STATEMENTS

**ROOTSTOWN LOCAL SCHOOL DISTRICT
PORTAGE COUNTY, OHIO**

STATEMENT OF REVENUES, EXPENDITURES AND CHANGES IN
FUND BALANCE - BUDGET AND ACTUAL (NON-GAAP BUDGETARY BASIS)
GENERAL FUND
FOR THE FISCAL YEAR ENDED JUNE 30, 2020

	<u>Budgeted Amounts</u>		<u>Actual</u>	<u>Variance with Final Budget Positive (Negative)</u>
	<u>Original</u>	<u>Final</u>		
Revenues:				
From local sources:				
Property taxes	\$ 6,915,075	\$ 7,118,735	\$ 7,008,708	\$ (110,027)
Tuition.	972,656	1,001,302	985,826	(15,476)
Earnings on investments	12,826	13,204	13,000	(204)
Classroom materials and fees	21,874	22,518	22,170	(348)
Rental income	2,694	2,773	2,730	(43)
Contributions and donations	3,022	3,111	3,063	(48)
Other local revenues	54,235	55,832	54,969	(863)
Intergovernmental - state	5,656,691	5,823,289	5,733,285	(90,004)
Total revenues	<u>13,639,073</u>	<u>14,040,764</u>	<u>13,823,751</u>	<u>(217,013)</u>
Expenditures:				
Current:				
Instruction:				
Regular	5,764,227	6,268,478	5,700,452	568,026
Special.	2,554,471	2,777,934	2,429,106	348,828
Vocational.	206,409	224,465	200,543	23,922
Other.	1,658,695	1,803,797	1,707,818	95,979
Support services:				
Pupil.	584,467	635,596	634,662	934
Instructional staff	230,173	250,308	336,266	(85,958)
Board of education	81,481	88,609	104,433	(15,824)
Administration.	1,135,973	1,235,347	1,148,192	87,155
Fiscal	482,639	524,860	439,833	85,027
Business	13,811	15,019	12,739	2,280
Operations and maintenance.	789,495	858,560	1,064,190	(205,630)
Pupil transportation	897,276	975,769	891,296	84,473
Central.	132,429	144,014	159,820	(15,806)
Extracurricular activities.	325,585	354,067	326,860	27,207
Total expenditures	<u>14,857,131</u>	<u>16,156,823</u>	<u>15,156,210</u>	<u>1,000,613</u>
Excess of expenditures over revenues	<u>(1,218,058)</u>	<u>(2,116,059)</u>	<u>(1,332,459)</u>	<u>783,600</u>
Other financing sources (uses):				
Refund of prior year's expenditures	-	-	113,246	113,246
Advances (out)	<u>(3,521)</u>	<u>(3,829)</u>	-	3,829
Total other financing sources (uses).	<u>(3,521)</u>	<u>(3,829)</u>	<u>113,246</u>	<u>117,075</u>
Net change in fund balance	(1,221,579)	(2,119,888)	(1,219,213)	900,675
Fund balance at beginning of year	3,361,971	3,361,971	3,361,971	-
Prior year encumbrances appropriated	560,797	560,797	560,797	-
Fund balance at end of year	<u>\$ 2,701,189</u>	<u>\$ 1,802,880</u>	<u>\$ 2,703,555</u>	<u>\$ 900,675</u>

SEE ACCOMPANYING NOTES TO THE BASIC FINANCIAL STATEMENTS

**ROOTSTOWN LOCAL SCHOOL DISTRICT
PORTAGE COUNTY, OHIO**

STATEMENT OF CHANGES IN FIDUCIARY NET POSITION
FIDUCIARY FUNDS
FOR THE FISCAL YEAR ENDED JUNE 30, 2020

	Custodial
Additions:	
Extracurricular collections for OHSAA	\$ 6,666
Total additions	6,666
 Deductions:	
Extracurricular distributions to OHSAA	6,666
Total deductions	6,666
 Change in net position	 -
 Net position at beginning of year (restated)	 -
 Net position at end of year	 \$ -

SEE ACCOMPANYING NOTES TO THE BASIC FINANCIAL STATEMENTS

**ROOTSTOWN LOCAL SCHOOL DISTRICT
PORTAGE COUNTY, OHIO**

NOTES TO THE BASIC FINANCIAL STATEMENTS
FOR THE FISCAL YEAR ENDED JUNE 30, 2020

NOTE 1 - DESCRIPTION OF THE SCHOOL DISTRICT

The Rootstown Local School District (the “District”) is a body politic and corporate established for the purpose of exercising the rights and privileges conveyed to it by the constitution and laws of the State of Ohio.

The District is a local district as defined by Section 3311.03 of the Ohio Revised Code. The District operates under a locally-elected five-member board form of government and provides educational services as authorized and mandated by state and federal agencies.

NOTE 2 - SUMMARY OF SIGNIFICANT ACCOUNTING POLICIES

The basic financial statements of the District have been prepared in conformity with accounting principles generally accepted in the United States of America (GAAP) as applied to governmental units. The Governmental Accounting Standards Board (GASB) is the accepted standard-setting body for establishing governmental accounting and financial reporting principles.

A. Reporting Entity

The reporting entity has been defined in accordance with GASB Statement No. 14, “The Financial Reporting Entity” as amended by GASB Statement No. 39, “Determining Whether Certain Organizations Are Component Units” and GASB Statement No. 61, “The Financial Reporting Entity: Omnibus an amendment of GASB Statements No. 14 and No. 34”. The reporting entity is composed of the primary government and component units. The primary government consists of all funds, departments, boards and agencies that are not legally separate from the District. For the District, this includes general operations, food service, and student related activities of the District.

Component units are legally separate organizations for which the District is financially accountable. The District is financially accountable for an organization if the District appoints a voting majority of the organization’s Governing Board and (1) the District is able to significantly influence the programs or services performed or provided by the organization; or (2) the District is legally entitled to or can otherwise access the organization’s resources; or (3) the District is legally obligated or has otherwise assumed the responsibility to finance the deficits of, or provide financial support to, the organization; or (4) the District is obligated for the debt of the organization. Component units may also include organizations that are fiscally dependent on the District in that the District approves the budget, the issuance of debt or the levying of taxes. Certain organizations are also included as component units if the nature and significance of the relationship between the primary government and the organization is such that exclusion by the primary government would render the primary government’s financial statements incomplete or misleading. Based upon the application of these criteria, the District has no component units. The basic financial statements of the reporting entity include only those of the District (the primary government).

**ROOTSTOWN LOCAL SCHOOL DISTRICT
PORTAGE COUNTY, OHIO**

NOTES TO THE BASIC FINANCIAL STATEMENTS
FOR THE FISCAL YEAR ENDED JUNE 30, 2020

NOTE 2 - SUMMARY OF SIGNIFICANT ACCOUNTING POLICIES - (Continued)

The following organization is described due to its relationship to the District:

JOINTLY GOVERNED ORGANIZATIONS

Stark Portage Area Computer Consortium (SPARCC)

SPARCC is a data consortium of 35 school districts. SPARCC was formed for the purpose of applying modern technology (with the aid of computers and other electronic equipment) to the administrative and instructional functions among member districts. Each of the governments of these schools supports SPARCC based upon a per pupil charge, dependent upon the software package utilized. In the event of dissolution of the organization, all current members will share in net obligations or asset liquidations in a ratio proportionate to their last 12 months' financial contribution. SPARCC is governed by a Board of Directors consisting of superintendents of the member school districts. The degree of control exercised by any school district is limited to its representation on the Board. In accordance with GASB Statement No. 14, the District does not have any equity interest in SPARCC because a residual interest in the net resources of a joint venture upon dissolution is not equivalent to an equity interest.

Financial information can be obtained from the Treasurer for the Stark County Educational Service Center, who serves as fiscal agent, at 6057 Strip Avenue NW, North Canton, Ohio 44720.

B. Fund Accounting

The District uses funds to maintain its financial records during the year. A fund is defined as a fiscal and accounting entity with a self balancing set of accounts. There are three categories of funds: governmental, proprietary and fiduciary. The District has no proprietary funds.

GOVERNMENTAL FUNDS

Governmental funds are those through which most governmental functions typically are financed. Governmental fund reporting focuses on the sources, uses and balances of current financial resources. Expendable assets are assigned to the various governmental funds according to the purposes for which they may or must be used. Current liabilities are assigned to the fund from which they will be paid. The difference between governmental fund assets, deferred outflows and liabilities and deferred inflows is reported as fund balance. The following are the District's major governmental funds:

General fund - The general fund is used to account for and report all financial resources not accounted for and reported in another fund. The general fund balance is available for any purpose provided it is expended or transferred according to the general laws of Ohio.

Permanent improvement fund - The permanent improvement capital projects fund accounts for financial resources to be used for the acquisition, construction, or improvement of major capital facilities.

Other governmental funds of the District are used to account for specific revenue sources that are restricted or committed to an expenditure for specified purposes other than debt service or capital projects.

**ROOTSTOWN LOCAL SCHOOL DISTRICT
PORTAGE COUNTY, OHIO**

NOTES TO THE BASIC FINANCIAL STATEMENTS
FOR THE FISCAL YEAR ENDED JUNE 30, 2020

NOTE 2 - SUMMARY OF SIGNIFICANT ACCOUNTING POLICIES - (Continued)

FIDUCIARY FUNDS

Fiduciary fund reporting focuses on net position and changes in net position. The fiduciary fund category is split into four classifications: pension trust funds, investment trust funds, private purpose trust funds and custodial funds. Trust funds are distinguished from custodial funds by the existence of a trust agreement or equivalent arrangements that have certain characteristics. Custodial funds are used to report fiduciary activities that are not required to be reported in a trust fund. The District's custodial fund accounts for the District's tournament fund.

C. Basis of Presentation and Measurement Focus

Government-Wide Financial Statements - The statement of net position and the statement of activities display information about the District as a whole. These statements include the financial activities of the primary government, except for fiduciary funds.

The government-wide statement of activities presents a comparison between direct expenses and program revenues for each function or program of the governmental activities of the District. Direct expenses are those that are specifically associated with a service, program or department and therefore clearly identifiable to a particular function. Program revenues include amounts paid by the recipient of goods or services offered by the program and grants and contributions that are restricted to meeting the operational or capital requirements of a particular program. Revenues not classified as program revenues are presented as general revenues of the District.

The government-wide financial statements are prepared using the economic resources measurement focus. All assets, deferred outflows, liabilities and deferred inflows associated with the operation of the District are included on the statement of net position.

Fund Financial Statements - Fund financial statements report detailed information about the District. The focus of governmental fund financial statements is on major funds rather than reporting funds by type. Each major fund is presented in a separate column, and all nonmajor funds are aggregated into one column. Fiduciary funds are reported by fund type.

All governmental funds are accounted for using a flow of current financial resources measurement focus. With this measurement focus, only current assets and deferred outflows and current liabilities and deferred inflows generally are included on the balance sheet. The statement of revenues, expenditures and changes in fund balances reports on the sources (i.e., revenues and other financing sources) and uses (i.e., expenditures and other financing uses) of current financial resources. This approach differs from the manner in which the governmental activities of the government-wide financial statements are prepared. Governmental fund financial statements therefore include a reconciliation with brief explanations to better identify the relationship between the government-wide statements and the statements for governmental funds.

Fiduciary funds present a statement of changes in fiduciary net position which reports additions to and deductions from custodial funds.

D. Basis of Accounting

Basis of accounting determines when transactions are recorded in the financial records and reported on the financial statements. Government-wide financial statements are prepared using the accrual basis of accounting. Governmental funds use the modified accrual basis of accounting. Fiduciary funds also use the accrual basis of accounting.

**ROOTSTOWN LOCAL SCHOOL DISTRICT
PORTAGE COUNTY, OHIO**

NOTES TO THE BASIC FINANCIAL STATEMENTS
FOR THE FISCAL YEAR ENDED JUNE 30, 2020

NOTE 2 - SUMMARY OF SIGNIFICANT ACCOUNTING POLICIES - (Continued)

Revenues - Exchange and Nonexchange Transactions - Revenue resulting from exchange transactions, in which each party gives and receives essentially equal value, is recorded on the accrual basis when the exchange takes place. On a modified accrual basis, revenue is recorded in the fiscal year in which the resources are measurable and become available. Measurable means the amount of the transaction can be determined, and available means that the resources will be collected within the current fiscal year or are expected to be collected soon enough thereafter to be used to pay liabilities of the current fiscal year. For the District, available means expected to be received within sixty days of fiscal year end.

Nonexchange transactions, in which the District receives value without directly giving equal value in return, include property taxes, grants, entitlements and donations. On an accrual basis, revenue from property taxes is recognized in the fiscal year for which the taxes are levied (See Note 5).

Revenue from grants, entitlements and donations is recognized in the fiscal year in which all eligibility requirements have been satisfied. Eligibility requirements include timing requirements, which specify the year when the resources are required to be used or the fiscal year when use is first permitted, matching requirements, in which the District must provide local resources to be used for a specified purpose, and expenditure requirements, in which the resources are provided to the District on a reimbursement basis. On a modified accrual basis, revenue from nonexchange transactions must also be available before it can be recognized.

Under the modified accrual basis, the following revenue sources are considered to be both measurable and available at fiscal year end: property taxes available as an advance, interest, tuition, grants, student fees and rentals.

Deferred Outflows of Resources and Deferred Inflows of Resources - In addition to assets, the government-wide statement of net position will report a separate section for deferred outflows of resources. Deferred outflows of resources, represents a consumption of net position that applies to a future period and will not be recognized as an outflow of resources (expense/expenditure) until then. For the District, see Notes 11 and 12 for deferred outflows of resources related the District's net pension liability and net OPEB liability/asset, respectively.

In addition to liabilities, both the government-wide statement of net position and the governmental fund financial statements report a separate section for deferred inflows of resources. Deferred inflows of resources represent an acquisition of net position that applies to a future period and will not be recognized as an inflow of resources (revenue) until that time. For the District, deferred inflows of resources include property taxes and unavailable revenue. Property taxes represent amounts for which there is an enforceable legal claim as of June 30, 2020, but which were levied to finance fiscal year 2021 operations. These amounts have been recorded as a deferred inflow of resources on both the government-wide statement of net position and the governmental fund financial statements. Unavailable revenue is reported only on the governmental funds balance sheet, and represents receivables which will not be collected within the available period. For the District unavailable revenue includes, but is not limited to, delinquent property taxes and intergovernmental grants. These amounts are deferred and recognized as an inflow of resources in the period the amounts become available.

For the District, see Notes 11 and 12 for deferred inflows of resources related to the District's net pension liability and net OPEB liability/asset, respectively. This deferred inflow of resources is only reported on the government-wide statement of net position.

**ROOTSTOWN LOCAL SCHOOL DISTRICT
PORTAGE COUNTY, OHIO**

NOTES TO THE BASIC FINANCIAL STATEMENTS
FOR THE FISCAL YEAR ENDED JUNE 30, 2020

NOTE 2 - SUMMARY OF SIGNIFICANT ACCOUNTING POLICIES - (Continued)

Expenses/Expenditures - On the accrual basis of accounting, expenses are recognized at the time they are incurred. The entitlement value of donated commodities used during the year is reported in the fund financial statements as intergovernmental revenue and an expenditure of food service operations. In addition, this amount is reported in the statement of activities as an expense with a like amount reported within the "operating grants and contributions" program revenue account.

The measurement focus of governmental fund accounting is on decreases in net financial resources (expenditures) rather than expenses. Expenditures are generally recognized in the accounting period in which the related fund liability is incurred, if measurable. Allocations of cost, such as depreciation and amortization, are not recognized in governmental funds.

E. Budgetary Data

The budgetary process is prescribed by provisions of the Ohio Revised Code and entails the preparation of budgetary documents within an established timetable. The major documents prepared are the tax budget, the certificate of estimated resources, and the appropriation resolution, all of which are prepared on the budgetary basis of accounting. The certificate of estimated resources and the appropriations resolution are subject to amendment throughout the year with the legal restriction that appropriations cannot exceed estimated resources, as certified. All funds, other than custodial funds, are legally required to be budgeted and appropriated. The primary level of budgetary control is at the fund level for all funds. Any budgetary modifications at this level may only be made by resolution of the Board of Education.

Estimated resources - The County Budget Commission determines if the budget substantiates a need to levy all or part of previously authorized taxes and reviews estimated revenue. The Commission certifies its actions to the District by March 1. As part of the certification, the District receives the official certificate of estimated resources, which states the projected revenue of each fund. On or prior to June 30, the District must revise its budget ensuring that the total contemplated expenditures from any fund during the ensuing fiscal year will not exceed the amount available as stated in the certificate of estimated resources. The revised budget then serves as the basis for the annual appropriation measure. On or about July 1, the certificate of estimated resources is amended to include any unencumbered balances from the preceding year. The certificate may be further amended during the year if a new source of revenue is identified or actual receipts exceed or will not meet current estimates. The amounts reported as the original budgeted amounts in the budgetary statements reflect the amounts in the amended certificate when the original appropriations were adopted. The amounts reported as the final budgeted amounts in the budgetary statements reflect the amounts in the final amended certificate issued during fiscal year 2020.

Appropriations - A temporary appropriations measure to control expenditures may be passed on or about July 1 of each year for the period July 1 to September 30. An annual appropriation resolution must be passed by October 1 of each year for the period July 1 to June 30. The appropriation resolution fixes spending authority at the legal level of control and may be amended during the year as new information becomes available provided that total fund appropriations do not exceed current estimated resources, as certified. The total of expenditures and encumbrances may not exceed appropriations at the legal level of control. The Board may pass supplemental fund appropriations provided the total appropriations by fund do not exceed the amounts set forth in the most recent certificate of estimated resources. The amounts reported as the original budgeted amounts in the budgetary statements reflect the appropriations in the first complete appropriated budget, including amounts automatically carried over from prior years. The amounts reported as the final budgeted amounts in the budgetary statements represent the final appropriation amounts, including all supplemental appropriations. Formal budgetary integration is employed as a management control device during the year for all funds other than custodial funds, consistent with statutory provisions.

**ROOTSTOWN LOCAL SCHOOL DISTRICT
PORTAGE COUNTY, OHIO**

NOTES TO THE BASIC FINANCIAL STATEMENTS
FOR THE FISCAL YEAR ENDED JUNE 30, 2020

NOTE 2 - SUMMARY OF SIGNIFICANT ACCOUNTING POLICIES - (Continued)

F. Cash and Investments

To improve cash management, cash received by the District is pooled in a central bank account. Monies for all funds are maintained in this pool. Individual fund integrity is maintained through the District's records. Each fund's interest in the pool is presented as "equity in pooled cash and cash equivalents" on the basic financial statements.

During fiscal year 2020, the District invested in STAR Ohio and mutual funds. Except for nonparticipating investment contracts, investments are reported at fair value, which is based on quoted market price. STAR Ohio (the State Treasury Asset Reserve of Ohio), is an investment pool managed by the State Treasurer's Office which allows governments within the State to pool their funds for investment purposes. STAR Ohio is not registered with the SEC as an investment company, but has adopted Governmental Accounting Standards Board (GASB), Statement No. 79, "Certain External Investment Pools and Pool Participants." The District measures its investment in STAR Ohio at the net asset value (NAV) per share provided by STAR Ohio. The NAV per share is calculated on an amortized cost basis that provides a NAV per share that approximates fair value.

For fiscal year 2020, there were no limitations or restrictions on any participant withdrawals due to redemption notice periods, liquidity fees, or redemption gates. However, notice must be given 24 hours in advance of all deposits and withdrawals exceeding \$25 million. STAR Ohio reserves the right to limit the transaction to \$100 million, requiring the excess amount to be transacted the following business day(s), but only to the \$100 million limit. All accounts of the participant will be combined for these purposes.

Under existing Ohio statutes all investment earnings are assigned to the general fund unless statutorily required to be credited to a specific fund. The Board of Education has, by resolution, specified the funds to receive an allocation of interest earnings. Interest revenue credited to the general fund during fiscal year 2020 amounted to \$13,000, which includes \$1,925 assigned from other District funds.

For presentation on the basic financial statements, investments of the cash management pool and investments with original maturities of three months or less at the time they are purchased by the District are considered to be cash equivalents. Investments with an initial maturity of more than three months are reported as investments.

An analysis of the District's investment account at year end is provided in Note 4.

G. Capital Assets

General capital assets are those assets specifically related to governmental activities. These assets generally result from expenditures in the governmental funds. These assets are reported in the governmental activities' column of the government-wide statement of net position but are not reported in the fund financial statements.

All capital assets are capitalized at cost (or estimated historical cost) and updated for additions and deductions during the year. Donated capital assets are recorded at their acquisition value. The District maintains a capitalization threshold of \$5,000. The District does not possess any infrastructure. Improvements are capitalized; the costs of normal maintenance and repairs that do not add to the value of the asset or materially extend an asset's life are not.

**ROOTSTOWN LOCAL SCHOOL DISTRICT
PORTAGE COUNTY, OHIO**

NOTES TO THE BASIC FINANCIAL STATEMENTS
FOR THE FISCAL YEAR ENDED JUNE 30, 2020

NOTE 2 - SUMMARY OF SIGNIFICANT ACCOUNTING POLICIES - (Continued)

All reported capital assets, except land, are depreciated. Improvements are depreciated over the remaining useful lives of the related capital assets. Depreciation is computed using the straight-line method over the following useful lives:

<u>Description</u>	<u>Governmental Activities Estimated Lives</u>
Land improvements	20 years
Buildings and improvements	10 - 50 years
Furniture and equipment	5 - 20 years
Vehicles	8 years
Library and textbooks	6 years

H. Interfund Balances

On fund financial statements, receivables and payables resulting from short-term interfund loans to cover negative cash balances are classified as “due to/from other funds.” These amounts are eliminated in the governmental activities’ column on the statement of net position. The District had no interfund loans at June 30, 2020.

I. Compensated Absences

The District reports compensated absences in accordance with the provisions of GASB No. 16, “Accounting for Compensated Absences”. Vacation benefits are accrued as a liability as the benefits are earned if the employee’s rights to receive compensation are attributable to services already rendered and it is probable that the District will compensate the employees for the benefits through paid time off or some other means. Sick leave benefits are accrued as a liability using the termination payment method. An accrual for earned sick leave is made to the extent it is probable that benefits will result in termination (severance) payments. The liability is an estimate based on the District’s past experience of making termination (severance) payments.

The entire compensated absence liability is reported on the government-wide financial statements.

For governmental fund financial statements, compensated absences are recognized as liabilities and expenditures as payments come due each period upon the occurrence of employee resignations and retirements.

J. Fund Balance

Fund balance is divided into five classifications based primarily on the extent to which the District is bound to observe constraints imposed upon the use of the resources in the governmental funds. The classifications are as follows:

Nonspendable - The nonspendable fund balance classification includes amounts that cannot be spent because they are not in spendable form or legally required to be maintained intact. The “not in spendable form” criterion includes items that are not expected to be converted to cash.

Restricted - Fund balance is reported as restricted when constraints are placed on the use of resources that are either externally imposed by creditors (such as through debt covenants), grantors, contributors, or laws or regulations of other governments, or imposed by law through constitutional provisions or enabling legislation.

**ROOTSTOWN LOCAL SCHOOL DISTRICT
PORTAGE COUNTY, OHIO**

NOTES TO THE BASIC FINANCIAL STATEMENTS
FOR THE FISCAL YEAR ENDED JUNE 30, 2020

NOTE 2 - SUMMARY OF SIGNIFICANT ACCOUNTING POLICIES - (Continued)

Committed - The committed fund balance classification includes amounts that can be used only for the specific purposes imposed by a formal action (resolution) of the District Board of Education (the highest level of decision-making authority). Those committed amounts cannot be used for any other purpose unless the District Board of Education removes or changes the specified use by taking the same type of action (resolution) it employed to previously commit those amounts. Committed fund balance also incorporates contractual obligations to the extent that existing resources in the fund have been specifically committed for use in satisfying those contractual requirements.

Assigned - Amounts in the assigned fund balance classification are intended to be used by the District for specific purposes but do not meet the criteria to be classified as restricted nor committed. In governmental funds other than the general fund, assigned fund balance represents the remaining amount that is not restricted or committed. In the general fund, assigned amounts represent intended uses established by policies of the District Board of Education, which includes giving the Treasurer the authority to constrain monies for intended purposes.

Unassigned - Unassigned fund balance is the residual classification for the general fund and includes all spendable amounts not contained in the other classifications. In other governmental funds, the unassigned classification is only used to report a deficit fund balance resulting from overspending for specific purposes for which amounts had been restricted, committed, or assigned.

The District applies restricted resources first when expenditures are incurred for purposes for which restricted and unrestricted (committed, assigned, and unassigned) fund balance is available. Similarly, within unrestricted fund balance, committed amounts are reduced first followed by assigned, and then unassigned amounts when expenditures are incurred for purposes for which amounts in any of the unrestricted fund balance classifications could be used.

K. Net Position

Net position represents the difference between assets and deferred outflows and liabilities and deferred inflows. The net position component “net investment in capital assets,” consists of capital assets, net of accumulated depreciation, reduced by the outstanding balances of any borrowing used for the acquisition, construction or improvement of those assets. Deferred outflows of resources and deferred inflows of resources that are attributable to the acquisition, construction or improvement of those assets or related debt also should be included in this component of net position. Net position is reported as restricted when there are limitations imposed on its use either through the enabling legislation adopted by the District or through external restrictions imposed by creditors, grantors or laws or regulations of other governments. At June 30, 2020, there was no net position restricted by enabling legislation.

The District applies restricted resources first when an expense is incurred for purposes for which both restricted and unrestricted net position is available.

L. Restricted Assets

Assets are reported as restricted when limitations on their use change the normal understanding of the availability of the asset. Such constraints are either imposed by creditors, contributors, grantors, or laws of other governments or imposed by enabling legislation. The District reported no restricted assets at June 30, 2020.

M. Accrued Liabilities and Long-term Obligations

All payables, accrued liabilities and long-term obligations are reported in the government-wide financial statements.

**ROOTSTOWN LOCAL SCHOOL DISTRICT
PORTAGE COUNTY, OHIO**

NOTES TO THE BASIC FINANCIAL STATEMENTS
FOR THE FISCAL YEAR ENDED JUNE 30, 2020

NOTE 2 - SUMMARY OF SIGNIFICANT ACCOUNTING POLICIES - (Continued)

In general, governmental fund payables and accrued liabilities that, once incurred, are paid in a timely manner and in full from current financial resources are reported as obligations of the funds. However, claims and judgements and compensated absences that will be paid from governmental funds are reported as a liability in the fund financial statements only to the extent that they are due for payment during the current year. Long-term loans are recognized as a liability on the governmental fund financial statements when due. Net pension/OPEB liability should be recognized in the governmental funds to the extent that benefit payments are due and payable and the pension/OPEB plan's fiduciary net position is not sufficient for payment of those benefits.

N. Estimates

The preparation of the basic financial statements in conformity with GAAP requires management to make estimates and assumptions that affect the amounts reported in the basic financial statements and accompanying notes. Actual results may differ from those estimates.

O. Pensions/Other Postemployment Benefits (OPEB)

For purposes of measuring the net pension/OPEB liability, net OPEB asset, deferred outflows of resources and deferred inflows of resources related pensions/OPEB, and pension/OPEB expense, information about the fiduciary net position of the pension/OPEB plans and additions to/deductions from their fiduciary net position have been determined on the same basis as they are reported by the pension/OPEB plan. For this purpose, benefit payments (including refunds of employee contributions) are recognized when due and payable in accordance with the benefit terms. The pension/OPEB plans report investments at fair value.

P. Extraordinary and Special Items

Extraordinary items are transactions or events that are both unusual in nature and infrequent in occurrence. Special items are transactions or events that are within the control of the Board of Education and that are either unusual in nature or infrequent in occurrence. Neither type of transaction occurred during fiscal year 2020.

Q. Fair Value

The District categorizes its fair value measurements within the fair value hierarchy established by generally accepted accounting principles. The hierarchy is based on the valuation inputs used to measure the fair value of the asset. Level 1 inputs are quoted prices in active markets for identical assets; Level 2 inputs are significant other observable inputs; Level 3 inputs are significant unobservable inputs.

NOTE 3 - ACCOUNTABILITY AND COMPLIANCE

A. Change in Accounting Principles

For fiscal year 2020, the District has implemented GASB Statement No. 84, "*Fiduciary Activities*" and GASB Statement No. 90, "*Majority Equity Interests - an amendment to GASB Statements No. 14 and No. 61*".

GASB Statement No. 84 establishes specific criteria for identifying activities that should be reported as fiduciary activities and clarifies whether and how business-type activities should report their fiduciary activities. Due to the implementation of GASB Statement No. 84, the District will no longer be reporting agency funds. The District reviewed its agency funds and certain funds will be reported in the new fiduciary classification of custodial funds, while other funds have been reclassified as governmental funds. These fund reclassifications resulted in the restatement of the District's financial statements.

**ROOTSTOWN LOCAL SCHOOL DISTRICT
PORTAGE COUNTY, OHIO**

NOTES TO THE BASIC FINANCIAL STATEMENTS
FOR THE FISCAL YEAR ENDED JUNE 30, 2020

NOTE 3 - ACCOUNTABILITY AND COMPLIANCE - (Continued)

GASB Statement No. 90 improves the consistency and comparability of reporting a government's majority equity interest in a legally separate organization and improve the relevance of financial statement information for certain component units. It defines a majority equity interest and specifies that a majority equity interest in a legally separate organization should be reported as an investment if a government's holding of the equity interest meets the definition of an investment. The implementation of GASB Statement No. 90 did not have an effect on the financial statements of the District.

B. Restatement of Net Position and Fund Balances

The implementation of GASB Statement No. 84 had the following effect on fund balance as reported at June 30, 2019:

	General	Permanent Improvement	Other Governmental Funds	Total Governmental Funds
Fund Balance as previously reported	\$ 3,784,650	\$ 780,333	\$ 217,593	\$ 4,782,576
GASB Statement No. 84	25,888	-	77,193	103,081
Restated Fund Balance, at June 30, 2019	\$ 3,810,538	\$ 780,333	\$ 294,786	\$ 4,885,657

The implementation of GASB Statement No. 84 had the following effect on the net position as reported at June 30, 2019:

	Governmental Activities
Net position as previously reported	\$ (5,363,052)
GASB Statement No. 84	103,081
Restated net position at June 30, 2019	\$ (5,259,971)

Due to the implementation of GASB Statement No. 84, the new classification of custodial funds is reporting a beginning net position of \$0. Also, related to the implementation of GASB Statement No. 84, the District will no longer be reporting agency funds. At June 30, 2019, agency funds reported assets and liabilities of \$53,224. Also, related to the implementation of GASB Statement No. 84, the entity will no longer be reporting private purpose trust funds. At December 31, 2019, private purpose funds reported a net position of \$58,608.

C. Deficit Fund Balances

Fund balances at June 30, 2020 included the following individual fund deficits:

<u>Nonmajor funds</u>	<u>Deficit</u>
IDEA Part B	\$ 47,602
Title I	27,898

**ROOTSTOWN LOCAL SCHOOL DISTRICT
PORTAGE COUNTY, OHIO**

NOTES TO THE BASIC FINANCIAL STATEMENTS
FOR THE FISCAL YEAR ENDED JUNE 30, 2020

NOTE 3 - ACCOUNTABILITY AND COMPLIANCE - (Continued)

The general fund is liable for any deficit in these funds and provides transfers when cash is required, not when accruals occur. The deficit fund balances resulted from adjustments for accrued liabilities.

NOTE 4 - DEPOSITS AND INVESTMENTS

State statutes classify monies held by the District into three categories.

Active deposits are public deposits necessary to meet current demands on the treasury. Such monies must be maintained either as cash in the District treasury, in commercial accounts payable or withdrawable on demand, including negotiable order of withdrawal (NOW) accounts, or in money market deposit accounts.

Inactive deposits are public deposits that the Board of Education has identified as not required for use within the current five-year period of designation of depositories. Inactive deposits must either be evidenced by certificates of deposit maturing not later than the end of the current period of designation of depositories, or by savings or deposit accounts including, but not limited to, passbook accounts.

Interim deposits are deposits of interim monies. Interim monies are those monies which are not needed for immediate use, but which will be needed before the end of the current period of designation of depositories. Interim deposits must be evidenced by time certificates of deposit maturing not more than one year from the date of deposit or by savings or deposit accounts including passbook accounts.

Interim monies may be deposited or invested in the following securities:

1. United States Treasury Notes, Bills, Bonds, or any other obligation or security issued by the United States Treasury or any other obligation guaranteed as to principal and interest by the United States;
2. Bonds, notes, debentures, or any other obligations or securities issued by any federal government agency or instrumentality, including, but not limited to, the Federal National Mortgage Association, Federal Home Loan Bank, Federal Farm Credit Bank, Federal Home Loan Mortgage Corporation, and Government National Mortgage Association. All federal agency securities shall be direct issuances of federal government agencies or instrumentalities;
3. Written repurchase agreements in the securities listed above provided that the fair value of the securities subject to the repurchase agreement must exceed the principal value of the agreement by at least two percent and be marked to market daily, and that the term of the agreement must not exceed thirty days;
4. Bonds and other obligations of the State of Ohio; and with certain limitations including a requirement for maturity within ten years from the date of settlement, bonds and other obligations of political subdivisions of the State of Ohio, if training requirements have been met;
5. Time certificates of deposit or savings or deposit accounts including, but not limited to, passbook accounts
6. No-load money market mutual funds consisting exclusively of obligations described in items (1) and (2) above and repurchase agreements secured by such obligations, provided that investments in securities described in this division are made only through eligible institutions;
7. The State Treasurer's investment pool, the State Treasury Asset Reserve of Ohio (STAR Ohio);

**ROOTSTOWN LOCAL SCHOOL DISTRICT
PORTAGE COUNTY, OHIO**

NOTES TO THE BASIC FINANCIAL STATEMENTS
FOR THE FISCAL YEAR ENDED JUNE 30, 2020

NOTE 4 - DEPOSITS AND INVESTMENTS - (Continued)

8. Certain bankers' acceptances for a period not to exceed one hundred eighty days) and commercial paper notes (for a period not to exceed two hundred seventy days) in an amount not to exceed 40 percent of the interim monies available for investment at any one time if training requirements have been met; and,

Protection of the deposits is provided by the Federal Deposit Insurance Corporation (FDIC), by eligible securities pledged by the financial institution as security for repayment, or by the financial institutions participation in the Ohio Pooled Collateral System (OPCS), a collateral pool of eligible securities deposited with a qualified trustee and pledged to the Treasurer of State to secure the repayment of all public monies deposited in the financial institution.

Investments in stripped principal or interest obligations, reverse repurchase agreements and derivatives are prohibited. The issuance of taxable notes for the purpose of arbitrage, the use of leverage and short selling are also prohibited. Except as noted above, an investment must mature within five years from the date of purchase unless matched to a specific obligation or debt of the District and must be purchased with the expectation that it will be held to maturity. Investments may only be made through specified dealers and institutions. Payment for investments may be made only upon delivery of the securities representing the investments to the Treasurer or, if the securities are not represented by a certificate, upon receipt of confirmation of transfer from the custodian.

A. Deposits with Financial Institutions

At June 30, 2020, the carrying amount of all District deposits was \$3,485,204 and the bank balance of all District deposits was \$3,624,448. Of the bank balance, \$250,000 was covered by the FDIC and \$3,374,448 was covered by the Ohio Pooled Collateral System.

Custodial credit risk is the risk that, in the event of bank failure, the District will not be able to recover deposits or collateral securities that are in the possession of an outside party. The District has no deposit policy for custodial credit risk beyond the requirements of State statute. Ohio law requires that deposits either be insured or protected by (1) eligible securities pledged to the District and deposited with a qualified trustee by the financial institution as security for repayment whose fair value at all times shall be at least 105 percent of the deposits being secured, or (2) participation in the Ohio Pooled Collateral System (OPCS), a collateral pool of eligible securities deposited with a qualified trustee and pledged to the Treasurer of State to secure the repayment of all public monies deposited in the financial institution. OPCS requires the total fair value of the securities pledged to be 102 percent of the deposits being secured or a reduced rate set by the Treasurer of State.

B. Investments

As of June 30, 2020, the District had the following investments and maturities:

<u>Measurement/ Investment type</u>	<u>Measurement Value</u>	<u>Investment Maturities 6 months or less</u>
<i>Amortized Cost:</i>		
STAR Ohio	\$ 895,084	\$ 895,084
<i>Fair Value:</i>		
Mutual fund	24,616	24,616
Total	<u>\$ 919,700</u>	<u>\$ 919,700</u>

The District's investments in U.S. Government money market mutual funds are valued using quoted market prices in active markets (Level 1 inputs).

**ROOTSTOWN LOCAL SCHOOL DISTRICT
PORTAGE COUNTY, OHIO**

NOTES TO THE BASIC FINANCIAL STATEMENTS
FOR THE FISCAL YEAR ENDED JUNE 30, 2020

NOTE 4 - DEPOSITS AND INVESTMENTS - (Continued)

Interest Rate Risk: Interest rate risk arises as potential purchasers of debt securities will not agree to pay face value for those securities if interest rates subsequently increase. As a means of limiting its exposure to fair value losses arising from rising interest rates and according to State law, the District's investment policy limits investment portfolio maturities to five years or less.

Credit Risk: STAR Ohio carries a rating of AAAm by Standard & Poor's. Ohio law requires that STAR Ohio maintain the highest rating provided by at least one nationally recognized standard service rating. The mutual fund accounts are not rated by Standard & Poor's or Moody's Investor Services.

Concentration of Credit Risk: The District places no limit on the amount that may be invested in any one issuer. The following table includes the percentage of each investment type held by the District at June 30, 2020:

<u>Measurement/ Investment type</u>	<u>Measurement Value</u>	<u>% of total</u>
<i>Amortized Cost:</i>		
STAR Ohio	\$ 895,084	97.32
<i>Fair Value:</i>		
Mutual fund	<u>24,616</u>	<u>2.68</u>
Total	<u>\$ 919,700</u>	<u>100.00</u>

C. Reconciliation of Cash and Investment to the Statement of Net Position

The following is a reconciliation of cash and investments as reported in the note above to cash and investments as reported on the statement of net position as of June 30, 2020:

<u>Cash and investments per note</u>	
Carrying amount of deposits	\$ 3,485,204
Investments	<u>919,700</u>
Total	<u>\$ 4,404,904</u>
 <u>Cash and investments per statement of net position</u>	
Governmental activities	<u>\$ 4,404,904</u>
Total	<u>\$ 4,404,904</u>

NOTE 5 - PROPERTY TAXES

Property taxes are levied and assessed on a calendar year basis while the District fiscal year runs from July through June. First half tax collections are received by the District in the second half of the fiscal year. Second half tax distributions occur in the first half of the following fiscal year.

**ROOTSTOWN LOCAL SCHOOL DISTRICT
PORTAGE COUNTY, OHIO**

NOTES TO THE BASIC FINANCIAL STATEMENTS
FOR THE FISCAL YEAR ENDED JUNE 30, 2020

NOTE 5 - PROPERTY TAXES - (Continued)

Property taxes include amounts levied against all real property and public utility property. Real property tax revenues received in calendar year 2020 represent the collection of calendar year 2019 taxes. Real property taxes received in calendar year 2020 were levied after April 1, 2019, on the assessed values as of January 1, 2019, the lien date. Assessed values for real property taxes are established by State statute at 35 percent of appraised fair value. Real property taxes are payable annually or semiannually. If paid annually, payment is due December 31; if paid semiannually, the first payment is due December 31, with the remainder payable by June 20. Under certain circumstances, State statute permits alternate payment dates to be established. Public utility property tax revenues received in calendar year 2020 represent the collection of calendar year 2019 taxes. Public utility real and personal property taxes received in calendar year 2020 became a lien on December 31, 2018, were levied after April 1, 2019, and are collected with real property taxes. Public utility real property is assessed at 35 percent of true value; public utility tangible personal property is currently assessed at varying percentages of true value.

The District receives property taxes from Portage County. The County Auditor periodically advances to the District its portion of the taxes collected. Second-half real property tax payments collected by the County by June 30, 2020, are available to finance fiscal year 2020 operations. The amount available as an advance at June 30, 2020 was \$1,277,982 in the general fund and \$67,881 in the permanent improvement fund. This amount is recorded as revenue. The amount available for advance at June 30, 2019 was \$1,092,200 in the general fund and \$61,044 in the permanent improvement fund. The amount of second-half real property taxes available for advance at fiscal year-end can vary based on the date the tax bills are sent.

Accrued property taxes receivable includes real property, public utility property and delinquent tangible personal property taxes which are measurable as of June 30, 2020 and for which there is an enforceable legal claim. Although total property tax collections for the next fiscal year are measurable, only the amount of real property taxes available as an advance at June 30 was levied to finance current fiscal year operations and is reported as revenue at fiscal year-end. The portion of the receivable not levied to finance current fiscal year operations is offset by a credit to deferred inflows.

On the accrual basis of accounting, collectible delinquent property taxes have been recorded as a receivable and revenue, while on a modified accrual basis of accounting the revenue has been reported as a deferred inflow of resources.

The assessed values upon which the fiscal year 2020 taxes were collected are:

	2019 Second Half Collections		2020 First Half Collections	
	<u>Amount</u>	<u>Percent</u>	<u>Amount</u>	<u>Percent</u>
Agricultural/residential and other real estate	\$ 187,619,280	86.23	\$ 191,549,150	86.37
Public utility personal	<u>29,954,540</u>	<u>13.77</u>	<u>30,223,420</u>	<u>13.63</u>
Total	<u>\$ 217,573,820</u>	<u>100.00</u>	<u>\$ 221,772,570</u>	<u>100.00</u>
Tax rate per \$1,000 of assessed valuation	\$66.01		\$65.82	

**ROOTSTOWN LOCAL SCHOOL DISTRICT
PORTAGE COUNTY, OHIO**

NOTES TO THE BASIC FINANCIAL STATEMENTS
FOR THE FISCAL YEAR ENDED JUNE 30, 2020

NOTE 6 - RECEIVABLES

Receivables at June 30, 2020 consisted of property taxes, and intergovernmental grants. All receivables are considered collectible in full due to the ability to foreclose for the nonpayment of property taxes, the stable condition of State programs and the current year guarantee of federal funds. A summary of the principal items of receivables reported on the statement of net position follows:

Governmental activities:

Property taxes	\$ 7,457,434
Accounts	297
Intergovernmental	<u>163,159</u>
Total	<u>\$ 7,620,890</u>

Receivables have been disaggregated on the face of the basic financial statements. All receivables are expected to be collected within subsequent years.

NOTE 7 - CAPITAL ASSETS

Capital asset activity for the fiscal year ended June 30, 2020, was as follows:

	<u>Balance</u> <u>06/30/19</u>	<u>Additions</u>	<u>Deductions</u>	<u>Balance</u> <u>06/30/20</u>
<i>Capital assets, not being depreciated:</i>				
Land	\$ 779,700	\$ -	\$ -	\$ 779,700
Total capital assets, not being depreciated	<u>779,700</u>	<u>-</u>	<u>-</u>	<u>779,700</u>
<i>Capital assets, being depreciated:</i>				
Land improvements	1,078,180	-	-	1,078,180
Buildings and improvements	5,541,506	279,764	-	5,821,270
Furniture and equipment	1,137,656	-	-	1,137,656
Vehicles	1,588,117	184,275	-	1,772,392
Library and textbooks	<u>284,205</u>	<u>-</u>	<u>-</u>	<u>284,205</u>
Total capital assets, being depreciated	<u>9,629,664</u>	<u>464,039</u>	<u>-</u>	<u>10,093,703</u>
<i>Less: accumulated depreciation</i>				
Land improvements	(632,330)	(43,086)	-	(675,416)
Buildings and improvements	(4,107,187)	(75,071)	-	(4,182,258)
Furniture and equipment	(1,092,270)	(45,386)	-	(1,137,656)
Vehicles	(1,248,356)	(86,794)	-	(1,335,150)
Library and textbooks	<u>(250,780)</u>	<u>(13,370)</u>	<u>-</u>	<u>(264,150)</u>
Total accumulated depreciation	<u>(7,330,923)</u>	<u>(263,707)</u>	<u>-</u>	<u>(7,594,630)</u>
Total capital assets being depreciated, net	<u>2,298,741</u>	<u>200,332</u>	<u>-</u>	<u>2,499,073</u>
Governmental activities capital assets, net	<u>\$ 3,078,441</u>	<u>\$ 200,332</u>	<u>\$ -</u>	<u>\$ 3,278,773</u>

**ROOTSTOWN LOCAL SCHOOL DISTRICT
PORTAGE COUNTY, OHIO**

NOTES TO THE BASIC FINANCIAL STATEMENTS
FOR THE FISCAL YEAR ENDED JUNE 30, 2020

NOTE 7 - CAPITAL ASSETS – (Continued)

Depreciation expense was charged to governmental functions as follows:

<u>Instruction:</u>	
Regular	\$ 90,442
<u>Support services:</u>	
Operations and maintenance	45,533
Pupil transportation	105,432
Central	64
Extracurricular	20,360
Food service operations	<u>1,876</u>
Total depreciation expense	<u>\$ 263,707</u>

NOTE 8 - LONG-TERM OBLIGATIONS

A. During the fiscal year 2020, the following changes occurred in governmental activities long-term obligations.

	Balance 06/30/19	Additions	Reductions	Balance 06/30/20	Amounts Due in One Year
Governmental activities:					
Net pension liability	\$ 13,557,176	\$ 304,664	\$ -	\$ 13,861,840	\$ -
Net OPEB liability	1,607,939	-	(121,346)	1,486,593	-
Compensated absences	<u>452,329</u>	<u>30,607</u>	<u>-</u>	<u>482,936</u>	<u>28,115</u>
Total	<u>\$ 15,617,444</u>	<u>\$ 335,271</u>	<u>\$ (121,346)</u>	<u>\$ 15,831,369</u>	<u>\$ 28,115</u>

Net pension liability: The District's net pension liability is described in Note 11. The District pays obligations related to employee compensation from the fund benefitting from their service.

Net OPEB liability/asset: The District's net OPEB liability is described in Note 12. The District pays obligations related to employee compensation from the fund benefitting from their service.

Compensated absences: Compensated absences will be paid from the fund from which the employees' salaries are paid which, for the District, is primarily the general fund.

B. Legal Debt Margin

The Ohio Revised Code provides that voted net general obligation debt of the District shall never exceed 9% of the total assessed valuation of the District. The code further provides that unvoted indebtedness shall not exceed 1/10 of 1% of the property valuation of the District. The code additionally states that unvoted indebtedness related to energy conservation debt shall not exceed 9/10 of 1% of the property valuation of the District. The assessed valuation used in determining the District's legal debt margin has been modified by House Bill 530 which became effective March 30, 2006. In accordance with House Bill 530, the assessed valuation used in the District's legal debt margin calculation excluded tangible personal property used in business, telephone or telegraph property, interexchange telecommunications company property, and personal property owned or leased by a railroad company and used in railroad operations. The effects of these debt limitations at June 30, 2020, are a voted debt margin of \$19,959,531 and an unvoted debt margin of \$221,773.

**ROOTSTOWN LOCAL SCHOOL DISTRICT
PORTAGE COUNTY, OHIO**

NOTES TO THE BASIC FINANCIAL STATEMENTS
FOR THE FISCAL YEAR ENDED JUNE 30, 2020

NOTE 9 - OTHER EMPLOYEE BENEFITS

A. Life Insurance

The District provides term life insurance to employees through Mutual Health Services, Inc. for all eligible employees. Term life insurance is provided to administrative staff based upon double the employee's annual salary and the premium is \$.09 per \$1,000 of salaries. Term life insurance in the amount of \$50,000 is provided for the nine-month certified staff at a monthly rate of \$4.50 per employee. Term life insurance in the amount of \$40,000 is provided for classified staff that meet the nine-month contract and twenty or more hours per week requirement at a monthly rate of \$3.60.

B. Compensated Absences

The criteria for determining vacation and sick leave benefits are derived from negotiated agreements and State laws. Classified employees and administrators, who are contracted to work no less than 12 months, earn 10 to 20 days of vacation per year depending upon length of service. Teachers and administrators who work less than 12 months do not earn vacation time.

Teachers, administrators, and classified employees earn sick leave at a rate of one and one-quarter days per month accumulated without limit. Upon retirement, certified employees with 10 years or more of service to the District may receive thirty percent of accrued and unused sick leave, up to a maximum of 40 days. Classified employee benefits are as follows:

- At least 10 but less than 20 years of continuous service with the District will receive 30 percent of accrued and unused sick leave, up to a maximum of 40 days.
- Greater than 20 but less than 25 years of continuous service with the District will receive 35 percent of accrued and unused sick leave, up to a maximum of 45 days.
- 25 or more years of continuous service with the District will receive 40 percent of accrued and unused sick leave, up to a maximum of 50 days.

C. Special Termination Benefits

Certified employees meeting the requirements included in the negotiated agreement and the provisions of the retirement system, receive a salary incentive when they retire from active service in the amount of \$15,000. Eligibility requirements for participation in this program are as follows:

1. The employee must be eligible for retirement and retire by August 1st.
2. The employee must have 10 or more years of continuous service with the District.
3. The employee must submit a request at least 30 days prior to the date of retirement.
4. The employee must be eligible by the retirement system standards to retire by August 1st in the year in which the employee achieves 30 years of service credit for retirement purposes. After that time, the employee would be ineligible for the retirement incentive plan.

NOTE 10 - RISK MANAGEMENT

The District is exposed to various risks of loss related to torts, theft of, damage to, and destruction of assets, errors and omissions, injuries to employees, and natural disasters. There has been no reduction in insurance coverage from the prior year. There also have been no settlements paid in excess of insurance coverage in the past three years.

**ROOTSTOWN LOCAL SCHOOL DISTRICT
PORTAGE COUNTY, OHIO**

NOTES TO THE BASIC FINANCIAL STATEMENTS
FOR THE FISCAL YEAR ENDED JUNE 30, 2020

NOTE 10 - RISK MANAGEMENT - (Continued)

A. Property and Liability

The District has a property and fleet insurance policy through the Ohio School Plan. The deductible for property insurance is \$2,500. The deductibles for the fleet insurance vary from \$250 to \$1,000 depending on the incident. The District also holds a liability insurance policy with Hylant Insurance Agency through the Ohio School Plan consortium. The deductibles range from \$0 to \$2,500. The Board president and superintendent have a \$74,500 position bond and the assistant treasurer has a \$50,000 position bond with Travelers Insurance. The treasurer is covered under a surety bond in the amount of \$300,000.

B. Workers' Compensation

The District pays the State Workers' Compensation system a premium based on a rate of \$100 of salaries. This rate is based on accident history and administrative costs.

C. Employee Medical Benefits

Medical and prescription coverage is provided as a comprehensive major medical program through Benefit Services, Inc. Monthly family premiums are \$1,605 for administrative and certified staff and \$1,530 for classified staff. Monthly single premiums are \$636 for administrative and certified staff and \$607 for classified staff. Beginning in January 2021, certified and administrative staff will change prescription plan coverage. Monthly family premiums will be \$324 and single premiums will be \$128. Classified staff will remain at the current prescription plan with family premiums of \$328 and single premiums of \$130. All employees are required to contribute 11 percent towards the premiums.

Dental coverage is provided as a comprehensive major medical plan through Delta Dental. Monthly premiums are \$95 for family coverage and \$42 for single coverage. Employees pay 10 percent of the premium.

Vision coverage in the amount of \$8 is available for administrative, and classified employees who work 12 months and pay 10% of the premium, and 10-month secretaries paying 100% of the premium.

NOTE 11 - DEFINED BENEFIT PENSION PLANS

Net Pension Liability

The net pension liability reported on the statement of net position represents a liability to employees for pensions. Pensions are a component of exchange transactions—between an employer and its employees—of salaries and benefits for employee services. Pensions are provided to an employee—on a deferred-payment basis—as part of the total compensation package offered by an employer for employee services each financial period. The obligation to sacrifice resources for pensions is a present obligation because it was created as a result of employment exchanges that already have occurred.

The net pension liability represents the District's proportionate share of each pension plan's collective actuarial present value of projected benefit payments attributable to past periods of service, net of each pension plan's fiduciary net position. The net pension liability calculation is dependent on critical long-term variables, including estimated average life expectancies, earnings on investments, cost of living adjustments and others. While these estimates use the best information available, unknowable future events require adjusting this estimate annually.

**ROOTSTOWN LOCAL SCHOOL DISTRICT
PORTAGE COUNTY, OHIO**

NOTES TO THE BASIC FINANCIAL STATEMENTS
FOR THE FISCAL YEAR ENDED JUNE 30, 2020

NOTE 11 - DEFINED BENEFIT PENSION PLANS - (Continued)

The Ohio Revised Code limits the District’s obligation for this liability to annually required payments. The District cannot control benefit terms or the manner in which pensions are financed; however, the District does receive the benefit of employees’ services in exchange for compensation including pension.

GASB 68 assumes the liability is solely the obligation of the employer, because (1) they benefit from employee services; and (2) State statute requires all funding to come from these employers. All contributions to date have come solely from these employers (which also includes costs paid in the form of withholdings from employees). State statute requires the pension plans to amortize unfunded liabilities within 30 years. If the amortization period exceeds 30 years, each pension plan’s board must propose corrective action to the State legislature. Any resulting legislative change to benefits or funding could significantly affect the net pension liability. Resulting adjustments to the net pension liability would be effective when the changes are legally enforceable.

The proportionate share of each plan’s unfunded benefits is presented as a long-term *net pension liability* on the accrual basis of accounting. Any liability for the contractually-required pension contribution outstanding at the end of the year is included pension and postemployment benefits payable on both the accrual and modified accrual bases of accounting.

Plan Description - District Employees Retirement System (SERS)

Plan Description - The District non-teaching employees participate in SERS, a cost-sharing multiple-employer defined benefit pension plan administered by SERS. SERS provides retirement, disability and survivor benefits, annual cost-of-living adjustments, and death benefits to plan members and beneficiaries. Authority to establish and amend benefits is provided by Ohio Revised Code Chapter 3309. SERS issues a publicly available, stand-alone financial report that includes financial statements, required supplementary information and detailed information about SERS’ fiduciary net position. That report can be obtained by visiting the SERS website at www.ohsers.org under Employers/Audit Resources.

Age and service requirements for retirement are as follows:

	Eligible to Retire on or before August 1, 2017 *	Eligible to Retire after August 1, 2017
Full benefits	Age 65 with 5 years of services credit; or Any age with 30 years of service credit	Age 67 with 10 years of service credit; or Age 57 with 30 years of service credit
Actuarially reduced benefits	Age 60 with 5 years of service credit; or Age 55 with 25 years of service credit	Age 62 with 10 years of service credit; or Age 60 with 25 years of service credit

* Members with 25 years of service credit as of August 1, 2017 will be included in this plan.

Annual retirement benefits are calculated based on final average salary multiplied by a percentage that varies based on years of service; 2.2% for the first thirty years of service and 2.5% for years of service credit over 30. Final average salary is the average of the highest three years of salary.

Effective January 1, 2018, SERS cost-of-living adjustment (COLA) changed from a fixed 3% annual increase to one based on the Consumer Price Index (CPI-W) with a cap of 2.5% and a floor of 0%. SERS also has the authority to award or suspend the COLA, or to adjust the COLA above or below CPI-W. SERS suspended the COLA increases for 2018, 2019 and 2020 for current retirees, and confirmed their intent to implement a four-year waiting period for the state of a COLA for future retirees.

**ROOTSTOWN LOCAL SCHOOL DISTRICT
PORTAGE COUNTY, OHIO**

NOTES TO THE BASIC FINANCIAL STATEMENTS
FOR THE FISCAL YEAR ENDED JUNE 30, 2020

NOTE 11 - DEFINED BENEFIT PENSION PLANS - (Continued)

Funding Policy - Plan members are required to contribute 10% of their annual covered salary and the District is required to contribute 14% of annual covered payroll. The contribution requirements of plan members and employers are established and may be amended by the SERS' Retirement Board up to statutory maximum amounts of 10% for plan members and 14% for employers. The Retirement Board, acting with the advice of the actuary, allocates the employer contribution rate among four of the System's funds (Pension Trust Fund, Death Benefit Fund, Medicare B Fund, and Health Care Fund). For the fiscal year ended June 30, 2020, the allocation to pension, death benefits, and Medicare B was 14.0%.

The District's contractually required contribution to SERS was \$275,182 for fiscal year 2020. Of this amount, \$32,864 is reported as pension and postemployment benefits payable.

Plan Description - State Teachers Retirement System (STRS)

Plan Description - Licensed teachers participate in STRS Ohio, a cost-sharing multiple-employer public employee retirement system administered by STRS. STRS provides retirement and disability benefits to members and death and survivor benefits to beneficiaries. STRS issues a stand-alone financial report that includes financial statements, required supplementary information and detailed information about STRS' fiduciary net position. That report can be obtained by writing to STRS, 275 E. Broad St., Columbus, OH 43215-3771, by calling (888) 227-7877, or by visiting the STRS website at www.strsoh.org.

New members have a choice of three retirement plans; a Defined Benefit (DB) Plan, a Defined Contribution (DC) Plan and a Combined Plan. Benefits are established by Ohio Revised Code Chapter 3307. The DB Plan offers an annual retirement allowance based on final average salary multiplied by a percentage that varies based on years of service. Effective August 1, 2015, the calculation will be 2.2% of final average salary for the five highest years of earnings multiplied by all years of service. Effective July 1, 2017, the cost-of-living adjustment was reduced to zero. Members are eligible to retire at age 60 with five years of qualifying service credit, or age 55 with 28 years of service, or 33 years of service regardless of age. Eligibility changes will be phased in until August 1, 2026, when retirement eligibility for unreduced benefits will be five years of service credit and age 65, or 35 years of service credit and at least age 60.

The DC Plan allows members to place all their member contributions and 9.53% of the 14% employer contributions into an investment account. Investment allocation decisions are determined by the member. The remaining 4.47% of the 14% employer rate is allocated to the defined benefit unfunded liability. A member is eligible to receive a retirement benefit at age 50 and termination of employment. The member may elect to receive a lifetime monthly annuity or a lump sum withdrawal.

The Combined Plan offers features of both the DB Plan and the DC Plan. In the Combined Plan, 12% of the 14% member rate goes to the DC Plan and the remaining 2% is applied to the DB Plan. Member contributions to the DC Plan are allocated among investment choices by the member, and contributions to the DB Plan from the employer and the member are used to fund the defined benefit payment at a reduced level from the regular DB Plan. The defined benefit portion of the Combined Plan payment is payable to a member on or after age 60 with five years of service. The defined contribution portion of the account may be taken as a lump sum payment or converted to a lifetime monthly annuity after termination of employment at age 50 or later.

New members who choose the DC Plan or Combined Plan will have another opportunity to reselect a permanent plan during their fifth year of membership. Members may remain in the same plan or transfer to another STRS plan. The optional annuitization of a member's defined contribution account or the defined contribution portion of a member's Combined Plan account to a lifetime benefit results in STRS bearing the risk of investment gain or loss on the account. STRS has therefore included all three plan options as one defined benefit plan for GASB 68 reporting purposes.

**ROOTSTOWN LOCAL SCHOOL DISTRICT
PORTAGE COUNTY, OHIO**

NOTES TO THE BASIC FINANCIAL STATEMENTS
FOR THE FISCAL YEAR ENDED JUNE 30, 2020

NOTE 11 - DEFINED BENEFIT PENSION PLANS - (Continued)

A DB or Combined Plan member with five or more years of credited service who is determined to be disabled may qualify for a disability benefit. Eligible survivors of members who die before service retirement may qualify for monthly benefits. New members on or after July 1, 2013, must have at least ten years of qualifying service credit to apply for disability benefits. Members in the DC Plan who become disabled are entitled only to their account balance. If a member of the DC Plan dies before retirement benefits begin, the member's designated beneficiary is entitled to receive the member's account balance.

Funding Policy - Employer and member contribution rates are established by the State Teachers Retirement Board and limited by Chapter 3307 of the Ohio Revised Code. For fiscal year 2020, plan members were required to contribute 14% of their annual covered salary. The District was required to contribute 14%; the entire 14% was the portion used to fund pension obligations. The fiscal year 2020 contribution rates were equal to the statutory maximum rates.

The District's contractually required contribution to STRS was \$761,682 for fiscal year 2020. Of this amount, \$121,432 is reported pension and postemployment benefits payable.

Pension Liabilities, Pension Expense, and Deferred Outflows of Resources and Deferred Inflows of Resources Related to Pensions

The net pension liability was measured as of June 30, 2019, and the total pension liability used to calculate the net pension liability was determined by an actuarial valuation as of that date. The District's proportion of the net pension liability was based on the District's share of contributions to the pension plan relative to the projected contributions of all participating entities.

Following is information related to the proportionate share and pension expense:

	SERS	STRS	Total
Proportion of the net pension liability prior measurement date	0.05732190%	0.04672712%	
Proportion of the net pension liability current measurement date	<u>0.05778030%</u>	<u>0.04704963%</u>	
Change in proportionate share	<u>0.00045840%</u>	<u>0.00032251%</u>	
Proportionate share of the net pension liability	\$ 3,457,097	\$ 10,404,743	\$ 13,861,840
Pension expense	\$ 571,481	\$ 1,516,964	\$ 2,088,445

**ROOTSTOWN LOCAL SCHOOL DISTRICT
PORTAGE COUNTY, OHIO**

NOTES TO THE BASIC FINANCIAL STATEMENTS
FOR THE FISCAL YEAR ENDED JUNE 30, 2020

NOTE 11 - DEFINED BENEFIT PENSION PLANS - (Continued)

At June 30, 2020, the District reported deferred outflows of resources and deferred inflows of resources related to pensions from the following sources:

	SERS	STRS	Total
Deferred outflows of resources			
Differences between expected and actual experience	\$ 87,667	\$ 84,714	\$ 172,381
Changes of assumptions	-	1,222,238	1,222,238
Difference between employer contributions and proportionate share of contributions/change in proportionate share	25,434	95,678	121,112
Contributions subsequent to the measurement date	275,182	761,682	1,036,864
Total deferred outflows of resources	\$ 388,283	\$ 2,164,312	\$ 2,552,595
Deferred inflows of resources			
Differences between expected and actual experience	\$ -	\$ 45,040	\$ 45,040
Net difference between projected and actual earnings on pension plan investments	44,373	508,524	552,897
Difference between employer contributions and proportionate share of contributions/change in proportionate share	5,967	34,186	40,153
Total deferred inflows of resources	\$ 50,340	\$ 587,750	\$ 638,090

\$1,036,864 reported as deferred outflows of resources related to pension resulting from District contributions subsequent to the measurement date will be recognized as a reduction of the net pension liability in the year ending June 30, 2021.

Other amounts reported as deferred outflows of resources and deferred inflows of resources related to pension will be recognized in pension expense as follows:

	SERS	STRS	Total
Fiscal Year Ending June 30:			
2021	\$ 110,168	\$ 682,242	\$ 792,410
2022	(69,621)	121,122	51,501
2023	(2,951)	(57,041)	(59,992)
2024	25,165	68,557	93,722
Total	\$ 62,761	\$ 814,880	\$ 877,641

Actuarial Assumptions - SERS

SERS' total pension liability was determined by their actuaries in accordance with GASB Statement No. 67, as part of their annual actuarial valuation for each defined benefit retirement plan. Actuarial valuations of an ongoing plan involve estimates of the value of reported amounts (e.g., salaries, credited service) and assumptions about the probability of occurrence of events far into the future (e.g., mortality, disabilities, retirements, employment termination). Actuarially determined amounts are subject to continual review and potential modifications, as actual results are compared with past expectations and new estimates are made about the future.

**ROOTSTOWN LOCAL SCHOOL DISTRICT
PORTAGE COUNTY, OHIO**

NOTES TO THE BASIC FINANCIAL STATEMENTS
FOR THE FISCAL YEAR ENDED JUNE 30, 2020

NOTE 11 - DEFINED BENEFIT PENSION PLANS - (Continued)

Projections of benefits for financial reporting purposes are based on the substantive plan (the plan as understood by the employers and plan members) and include the types of benefits provided at the time of each valuation and the historical pattern of sharing benefit costs between the employers and plan members to that point. The projection of benefits for financial reporting purposes does not explicitly incorporate the potential effects of legal or contractual funding limitations.

Actuarial calculations reflect a long-term perspective. For a newly hired employee, actuarial calculations will take into account the employee's entire career with the employer and also take into consideration the benefits, if any, paid to the employee after termination of employment until the death of the employee and any applicable contingent annuitant. In many cases actuarial calculations reflect several decades of service with the employer and the payment of benefits after termination.

Key methods and assumptions used in calculating the total pension liability in the latest actuarial valuation, prepared as of June 30, 2019, are presented below:

Wage inflation	3.00%
Future salary increases, including inflation	3.50% to 18.20%
COLA or ad hoc COLA	2.50%
Investment rate of return	7.50% net of investments expense, including inflation
Actuarial cost method	Entry age normal (level percent of payroll)

For 2019, the mortality rates were based on the RP-2014 Blue Collar Mortality Table with fully generational projection and a five-year age set-back for both males and females. Mortality among service retired members, and beneficiaries were based upon the RP-2014 Blue Collar Mortality Table with fully generational projection with Scale BB, 120% of male rates, and 110% of female rates. Mortality among disabled members was based upon the RP-2000 Disabled Mortality Table, 90% for male rates and 100% for female rates, set back five years is used for the period after disability retirement.

The most recent experience study was completed for the five year period ended June 30, 2015.

The long-term return expectation for the Pension Plan Investments has been determined using a building-block approach and assumes a time horizon, as defined in SERS' *Statement of Investment Policy*. A forecasted rate of inflation serves as the baseline for the return expectation. Various real return premiums over the baseline inflation rate have been established for each asset class. The long-term expected nominal rate of return has been determined by calculating a weighted average of the expected real return premiums for each asset class, adding the projected inflation rate, and adding the expected return from rebalancing uncorrelated asset classes.

The target allocation and best estimates of arithmetic real rates of return for each major assets class are summarized in the following table:

<u>Asset Class</u>	<u>Target Allocation</u>	<u>Long-Term Expected Real Rate of Return</u>
Cash	1.00 %	0.50 %
US Equity	22.50	4.75
International Equity	22.50	7.00
Fixed Income	19.00	1.50
Private Equity	10.00	8.00
Real Assets	15.00	5.00
Multi-Asset Strategies	10.00	3.00
Total	<u>100.00 %</u>	

**ROOTSTOWN LOCAL SCHOOL DISTRICT
PORTAGE COUNTY, OHIO**

NOTES TO THE BASIC FINANCIAL STATEMENTS
FOR THE FISCAL YEAR ENDED JUNE 30, 2020

NOTE 11 - DEFINED BENEFIT PENSION PLANS - (Continued)

Discount Rate - The total pension liability was calculated using the discount rate of 7.50%. The projection of cash flows used to determine the discount rate assumed the contributions from employers and from the members would be computed based on contribution requirements as stipulated by State statute. Projected inflows from investment earning were calculated using the long-term assumed investment rate of return (7.50%). Based on those assumptions, the plan's fiduciary net position was projected to be available to make all future benefit payments of current plan members. Therefore, the long-term expected rate of return on pension plan investments was applied to all periods of projected benefits to determine the total pension liability.

Sensitivity of the District's Proportionate Share of the Net Pension Liability to Changes in the Discount Rate - Net pension liability is sensitive to changes in the discount rate, and to illustrate the potential impact the following table presents the net pension liability calculated using the discount rate of 7.50%, as well as what each plan's net pension liability would be if it were calculated using a discount rate that is one percentage point lower (6.50%), or one percentage point higher (8.50%) than the current rate.

	1% Decrease	Current Discount Rate	1% Increase
District's proportionate share of the net pension liability	\$ 4,844,628	\$ 3,457,097	\$ 2,293,478

Actuarial Assumptions - STRS

Key methods and assumptions used in the latest actuarial valuation, reflecting experience study results used in the July 1, 2019, actuarial valuation are presented below:

	July 1, 2019
Inflation	2.50%
Projected salary increases	12.50% at age 20 to 2.50% at age 65
Investment rate of return	7.45%, net of investment expenses, including inflation
Payroll increases	3.00%
Cost-of-living adjustments (COLA)	0.00%

For the July 1, 2019, actuarial valuation, post-retirement mortality rates for healthy retirees are based on the RP-2014 Annuitant Mortality Table with 50% of rates through age 69, 70% of rates between ages 70 and 79, 90% of rates between ages 80 and 84, and 100% of rates thereafter, projected forward generationally using mortality improvement scale MP-2016. Post-retirement disabled mortality rates are based on the RP-2014 Disabled Mortality Table with 90% of rates for males and 100% of rates for females, projected forward generationally using mortality improvement scale MP-2016. Pre-retirement mortality rates are based on RP-2014 Employee Mortality Table, projected forward generationally using mortality improvement scale MP-2016.

Actuarial assumptions used in the July 1, 2019 valuation are based on the results of an actuarial experience study for the period July 1, 2011 through June 30, 2016.

**ROOTSTOWN LOCAL SCHOOL DISTRICT
PORTAGE COUNTY, OHIO**

NOTES TO THE BASIC FINANCIAL STATEMENTS
FOR THE FISCAL YEAR ENDED JUNE 30, 2020

NOTE 11 - DEFINED BENEFIT PENSION PLANS - (Continued)

STRS Ohio's investment consultant develops an estimate range for the investment return assumption based on the target allocation adopted by the Retirement Board. The target allocation and long-term expected rate of return for each major asset class are summarized as follows:

<u>Asset Class</u>	<u>Target Allocation*</u>	<u>Long-Term Expected Real Rate of Return **</u>
Domestic Equity	28.00 %	7.35 %
International Equity	23.00	7.55
Alternatives	17.00	7.09
Fixed Income	21.00	3.00
Real Estate	10.00	6.00
Liquidity Reserves	1.00	2.25
Total	<u>100.00 %</u>	

*Target weights will be phased in over a 24-month period concluding on July 1, 2019.

**10-Year geometric nominal returns, which include the real rate of return and inflation of 2.25% and does not include investment expenses. Over a 30-year period, STRS' investment consultant indicates that the above target allocations should generate a return above the actuarial rate of return, without net value added by management.

Discount Rate - The discount rate used to measure the total pension liability was 7.45% as of June 30, 2019. The projection of cash flows used to determine the discount rate assumes member and employer contributions will be made at the statutory contribution rates in accordance with rate increases described above. For this purpose, only employer contributions that are intended to fund benefits of current plan members and their beneficiaries are included. Projected employer contributions that are intended to fund the service costs of future plan members and their beneficiaries, as well as projected contributions from future plan members, are not included. Based on those assumptions, STRS' fiduciary net position was projected to be available to make all projected future benefit payments to current plan members as of June 30, 2019. Therefore, the long-term expected rate of return on pension plan investments of 7.45% was applied to all periods of projected benefit payment to determine the total pension liability as of June 30, 2019.

Sensitivity of the District's Proportionate Share of the Net Pension Liability to Changes in the Discount Rate - The following table presents the District's proportionate share of the net pension liability calculated using the current period discount rate assumption of 7.45%, as well as what the District's proportionate share of the net pension liability would be if it were calculated using a discount rate that is one-percentage-point lower (6.45%) or one-percentage-point higher (8.45%) than the current rate:

	Current		
	<u>1% Decrease</u>	<u>Discount Rate</u>	<u>1% Increase</u>
District's proportionate share of the net pension liability	\$ 15,205,373	\$ 10,404,743	\$ 6,340,764

**ROOTSTOWN LOCAL SCHOOL DISTRICT
PORTAGE COUNTY, OHIO**

NOTES TO THE BASIC FINANCIAL STATEMENTS
FOR THE FISCAL YEAR ENDED JUNE 30, 2020

NOTE 12 - DEFINED BENEFIT OPEB PLANS

Net OPEB Liability/Asset

The net OPEB liability/asset reported on the statement of net position represents a liability/asset to employees for OPEB. OPEB is a component of exchange transactions—between an employer and its employees—of salaries and benefits for employee services. OPEB are provided to an employee—on a deferred-payment basis—as part of the total compensation package offered by an employer for employee services each financial period. The obligation to sacrifice resources for OPEB is a present obligation because it was created as a result of employment exchanges that already have occurred.

The net OPEB liability/asset represents the District's proportionate share of each OPEB plan's collective actuarial present value of projected benefit payments attributable to past periods of service, net of each OPEB plan's fiduciary net position. The net OPEB liability/asset calculation is dependent on critical long-term variables, including estimated average life expectancies, earnings on investments, cost of living adjustments and others. While these estimates use the best information available, unknowable future events require adjusting these estimates annually.

The Ohio Revised Code limits the District's obligation for this liability to annually required payments. The District cannot control benefit terms or the manner in which OPEB are financed; however, the District does receive the benefit of employees' services in exchange for compensation including OPEB.

GASB 75 assumes the liability is solely the obligation of the employer, because they benefit from employee services. OPEB contributions come from these employers and health care plan enrollees which pay a portion of the health care costs in the form of a monthly premium. The Ohio Revised Code permits, but does not require, the retirement systems to provide healthcare to eligible benefit recipients. Any change to benefits or funding could significantly affect the net OPEB liability/asset. Resulting adjustments to the net OPEB liability/asset would be effective when the changes are legally enforceable. The retirement systems may allocate a portion of the employer contributions to provide for these OPEB benefits.

The proportionate share of each plan's unfunded/funded benefits is presented as a long-term *net OPEB liability* or *net OPEB asset* on the accrual basis of accounting. Any liability for the contractually-required OPEB contribution outstanding at the end of the year is included in pension and postemployment benefits payable on both the accrual and modified accrual bases of accounting.

Plan Description - District Employees Retirement System (SERS)

Health Care Plan Description - The District contributes to the SERS Health Care Fund, administered by SERS for non-certificated retirees and their beneficiaries. For GASB 75 purposes, this plan is considered a cost-sharing other postemployment benefit (OPEB) plan. SERS' Health Care Plan provides healthcare benefits to eligible individuals receiving retirement, disability, and survivor benefits, and to their eligible dependents. Members who retire after June 1, 1986, need 10 years of service credit, exclusive of most types of purchased credit, to qualify to participate in SERS' health care coverage. In addition to age and service retirees, disability benefit recipients and beneficiaries who are receiving monthly benefits due to the death of a member or retiree, are eligible for SERS' health care coverage. Most retirees and dependents choosing SERS' health care coverage are over the age of 65 and therefore enrolled in a fully insured Medicare Advantage plan; however, SERS maintains a traditional, self-insured preferred provider organization for its non-Medicare retiree population. For both groups, SERS offers a self-insured prescription drug program. Health care is a benefit that is permitted, not mandated, by statute. The financial report of the Plan is included in the SERS Comprehensive Annual Financial Report which can be obtained on SERS' website at www.ohsers.org under Employers/Audit Resources.

**ROOTSTOWN LOCAL SCHOOL DISTRICT
PORTAGE COUNTY, OHIO**

NOTES TO THE BASIC FINANCIAL STATEMENTS
FOR THE FISCAL YEAR ENDED JUNE 30, 2020

NOTE 12 - DEFINED BENEFIT OPEB PLANS - (Continued)

Access to health care for retirees and beneficiaries is permitted in accordance with Section 3309 of the Ohio Revised Code. The Health Care Fund was established and is administered in accordance with Internal Revenue Code Section 105(e). SERS' Retirement Board reserves the right to change or discontinue any health plan or program. Active employee members do not contribute to the Health Care Plan. The SERS Retirement Board established the rules for the premiums paid by the retirees for health care coverage for themselves and their dependents or for their surviving beneficiaries. Premiums vary depending on the plan selected, qualified years of service, Medicare eligibility, and retirement status.

Funding Policy - State statute permits SERS to fund the health care benefits through employer contributions. Each year, after the allocation for statutorily required pensions and benefits, the Retirement Board may allocate the remainder of the employer contribution of 14% of covered payroll to the Health Care Fund in accordance with the funding policy. For the fiscal year ended June 30, 2020, SERS did not allocate any employer contributions to post-employment health care. An additional health care surcharge on employers is collected for employees earning less than an actuarially determined minimum compensation amount, pro-rated if less than a full year of service credit was earned. For fiscal year 2020, this amount was \$19,600. Statutes provide that no employer shall pay a health care surcharge greater than 2% of that employer's SERS-covered payroll; nor may SERS collect in aggregate more than 1.5% of the total statewide SERS-covered payroll for the health care surcharge. For fiscal year 2020, the District's surcharge obligation was \$37,849.

The surcharge added to the allocated portion of the 14% employer contribution rate is the total amount assigned to the Health Care Fund. The District's contractually required contribution to SERS was \$37,849 for fiscal year 2020. Of this amount, \$37,849 is reported as pension and postemployment benefits payable.

Plan Description - State Teachers Retirement System (STRS)

Plan Description - The State Teachers Retirement System of Ohio (STRS) administers a cost-sharing Health Plan administered for eligible retirees who participated in the defined benefit or combined pension plans offered by STRS. Ohio law authorizes STRS to offer this plan. Benefits include hospitalization, physicians' fees, prescription drugs and partial reimbursement of monthly Medicare Part B premiums. Medicare Part B premium reimbursements will be discontinued effective January 1, 2021. The Plan is included in the report of STRS which can be obtained by visiting www.strsoh.org or by calling (888) 227-7877.

Funding Policy - Ohio Revised Code Chapter 3307 authorizes STRS to offer the Plan and gives the Retirement Board discretionary authority over how much, if any, of the health care costs will be absorbed by STRS. Active employee members do not contribute to the Health Care Plan. Nearly all health care plan enrollees, for the most recent year, pay a portion of the health care costs in the form of a monthly premium. Under Ohio law, funding for post-employment health care may be deducted from employer contributions, currently 14% of covered payroll. For the fiscal year ended June 30, 2020, STRS did not allocate any employer contributions to post-employment health care.

OPEB Liabilities/Assets, OPEB Expense, and Deferred Outflows of Resources and Deferred Inflows of Resources Related to OPEB

The net OPEB liability/asset was measured as of June 30, 2019, and the total OPEB liability/asset used to calculate the net OPEB liability/asset was determined by an actuarial valuation as of that date. The District's proportion of the net OPEB liability/asset was based on the District's share of contributions to the respective retirement systems relative to the contributions of all participating entities.

**ROOTSTOWN LOCAL SCHOOL DISTRICT
PORTAGE COUNTY, OHIO**

NOTES TO THE BASIC FINANCIAL STATEMENTS
FOR THE FISCAL YEAR ENDED JUNE 30, 2020

NOTE 12 - DEFINED BENEFIT OPEB PLANS - (Continued)

Following is information related to the proportionate share and OPEB expense:

	<u>SERS</u>	<u>STRS</u>	<u>Total</u>
Proportion of the net OPEB liability/asset prior measurement date	0.05795900%	0.04672712%	
Proportion of the net OPEB liability/asset current measurement date	<u>0.05911400%</u>	<u>0.04704963%</u>	
Change in proportionate share	<u>0.00115500%</u>	<u>0.00032251%</u>	
Proportionate share of the net OPEB liability	\$ 1,486,593	\$ -	\$ 1,486,593
Proportionate share of the net OPEB asset	\$ -	\$ (779,255)	\$ (779,255)
OPEB expense	\$ 45,971	\$ (239,805)	\$ (193,834)

At June 30, 2020, the District reported deferred outflows of resources and deferred inflows of resources related to OPEB from the following sources:

	<u>SERS</u>	<u>STRS</u>	<u>Total</u>
Deferred outflows of resources			
Differences between expected and actual experience	\$ 21,823	\$ 70,646	\$ 92,469
Net difference between projected and actual earnings on OPEB plan investments	3,568	-	3,568
Changes of assumptions	108,578	16,380	124,958
Difference between employer contributions and proportionate share of contributions/ change in proportionate share	27,016	11,255	38,271
Contributions subsequent to the measurement date	<u>37,849</u>	<u>-</u>	<u>37,849</u>
Total deferred outflows of resources	<u>\$ 198,834</u>	<u>\$ 98,281</u>	<u>\$ 297,115</u>
Deferred inflows of resources			
Differences between expected and actual experience	\$ 326,594	\$ 39,645	\$ 366,239
Net difference between projected and actual earnings on OPEB plan investments	-	48,942	48,942
Changes of assumptions	83,303	854,363	937,666
Difference between employer contributions and proportionate share of contributions/ change in proportionate share	<u>9,400</u>	<u>9,695</u>	<u>19,095</u>
Total deferred inflows of resources	<u>\$ 419,297</u>	<u>\$ 952,645</u>	<u>\$ 1,371,942</u>

**ROOTSTOWN LOCAL SCHOOL DISTRICT
PORTAGE COUNTY, OHIO**

NOTES TO THE BASIC FINANCIAL STATEMENTS
FOR THE FISCAL YEAR ENDED JUNE 30, 2020

NOTE 12 - DEFINED BENEFIT OPEB PLANS - (Continued)

\$37,849 reported as deferred outflows of resources related to OPEB resulting from District contributions subsequent to the measurement date will be recognized as a reduction of the net OPEB liability/asset in the year ending June 30, 2021.

Other amounts reported as deferred outflows of resources and deferred inflows of resources related to OPEB will be recognized in OPEB expense as follows:

	SERS	STRS	Total
Fiscal Year Ending June 30:			
2021	\$ (85,962)	\$ (187,241)	\$ (273,203)
2022	(40,122)	(187,239)	(227,361)
2023	(39,077)	(167,625)	(206,702)
2024	(39,243)	(160,745)	(199,988)
2025	(37,178)	(154,068)	(191,246)
Thereafter	(16,730)	2,554	(14,176)
Total	\$ (258,312)	\$ (854,364)	\$ (1,112,676)

Actuarial Assumptions - SERS

The total OPEB liability is determined by SERS' actuaries in accordance with GASB Statement No. 74, as part of their annual actuarial valuation for each retirement plan. Actuarial valuations of an ongoing plan involve estimates of the value of reported amounts (e.g., salaries, credited service) and assumptions about the probability of occurrence of events far into the future (e.g., mortality, disabilities, retirements, employment terminations). Actuarially determined amounts are subject to continual review and potential modifications, as actual results are compared with past expectations and new estimates are made about the future.

Projections of benefits for financial reporting purposes are based on the substantive plan (the plan as understood by the employers and plan members) and include the types of benefits provided at the time of each valuation and the historical pattern of sharing benefit costs between the employers and plan members to that point. The projection of benefits for financial reporting purposes does not explicitly incorporate the potential effects of legal or contractual funding limitations.

Actuarial calculations reflect a long-term perspective. For a newly hired employee, actuarial calculations will take into account the employee's entire career with the employer and also take into consideration the benefits, if any, paid to the employee after termination of employment until the death of the employee and any applicable contingent annuitant. In many cases, actuarial calculations reflect several decades of service with the employer and the payment of benefits after termination.

**ROOTSTOWN LOCAL SCHOOL DISTRICT
PORTAGE COUNTY, OHIO**

NOTES TO THE BASIC FINANCIAL STATEMENTS
FOR THE FISCAL YEAR ENDED JUNE 30, 2020

NOTE 12 - DEFINED BENEFIT OPEB PLANS - (Continued)

Key methods and assumptions used in calculating the total OPEB liability in the latest actuarial valuation date of June 30, 2019 are presented below:

Wage inflation	3.00%
Future salary increases, including inflation	3.50% to 18.20%
Investment rate of return	7.50% net of investments expense, including inflation
Municipal bond index rate:	
Measurement date	3.13%
Prior measurement date	3.62%
Single equivalent interest rate, net of plan investment expense, including price inflation:	
Measurement date	3.22%
Prior measurement date	3.70%
Medical trend assumption:	
Measurement date	
Medicare	5.25 to 4.75%
Pre-Medicare	7.00 to 4.75%
Prior measurement date	
Medicare	5.375 to 4.75%
Pre-Medicare	7.25 to 4.75%

Mortality rates were based on the RP-2014 Blue Collar Mortality Table with fully generational projection and Scale BB, 120% of male rates and 110% of female rates. RP-2000 Disabled Mortality Table with 90% for male rates and 100% for female rates set back five years.

The most recent experience study was completed for the five year period ended June 30, 2015.

The long-term expected rate of return on plan assets is reviewed as part of the actuarial five-year experience study. The most recent study covers fiscal years 2010 through 2015, and was adopted by the Board on April 21, 2016. Several factors are considered in evaluating the long-term rate of return assumption including long-term historical data, estimates inherent in current market data, and a log-normal distribution analysis in which best-estimate ranges of expected future real rates of return were developed by the investment consultant for each major asset class. These ranges were combined to produce the long-term expected rate of return, 7.50%, by weighting the expected future real rates of return by the target asset allocation percentage and then adding expected inflation. The capital market assumptions developed by the investment consultant are intended for use over a 10-year horizon and may not be useful in setting the long-term rate of return for funding pension plans which covers a longer timeframe. The assumption is intended to be a long-term assumption and is not expected to change absent a significant change in the asset allocation, a change in the inflation assumption, or a fundamental change in the market that alters expected returns in future years.

**ROOTSTOWN LOCAL SCHOOL DISTRICT
PORTAGE COUNTY, OHIO**

NOTES TO THE BASIC FINANCIAL STATEMENTS
FOR THE FISCAL YEAR ENDED JUNE 30, 2020

NOTE 12 - DEFINED BENEFIT OPEB PLANS - (Continued)

The target asset allocation and best estimates of arithmetic real rates of return for each major asset class, as used in the June 30, 2015 five-year experience study, are summarized as follows:

Asset Class	Target Allocation	Long-Term Expected Real Rate of Return
Cash	1.00 %	0.50 %
US Equity	22.50	4.75
International Equity	22.50	7.00
Fixed Income	19.00	1.50
Private Equity	10.00	8.00
Real Assets	15.00	5.00
Multi-Asset Strategies	10.00	3.00
Total	<u>100.00 %</u>	

Discount Rate - The discount rate used to measure the total OPEB liability at June 30, 2019 was 3.22%. The discount rate used to measure total OPEB liability prior to June 30, 2019 was 3.70%. The projection of cash flows used to determine the discount rate assumed that contributions will be made from members and the System at the state statute contribution rate of 2.00% of projected covered employee payroll each year, which includes a 1.50% payroll surcharge and 0.50% of contributions from the basic benefits plan. Based on these assumptions, the OPEB plan's fiduciary net position was projected to become insufficient to make future benefit payments during the fiscal year ending June 30, 2025. Therefore, the long-term expected rate of return on OPEB plan assets was used to present value the projected benefit payments through the fiscal year ending June 30, 2024 and the Fidelity General Obligation 20-year Municipal Bond Index rate of 3.13%, as of June 30, 2019 (i.e. municipal bond rate), was used to present value the projected benefit payments for the remaining years in the projection. A municipal bond rate of 3.62% was used as of June 30, 2018. The total present value of projected benefit payments from all years was then used to determine the single rate of return that was used as the discount rate. The projection of future benefit payments for all current plan members was until the benefit payments ran out.

Sensitivity of the District's Proportionate Share of the Net OPEB Liability to Changes in the Discount Rate and Changes in the Health Care Cost Trend Rates - The net OPEB liability is sensitive to changes in the discount rate and the health care cost trend rate. The following table presents the net OPEB liability of SERS, what SERS' net OPEB liability would be if it were calculated using a discount rate that is 1 percentage point lower (2.22%) and higher (4.22%) than the current discount rate (3.22%). Also shown is what SERS' net OPEB liability would be based on health care cost trend rates that are 1 percentage point lower (6.00% decreasing to 3.75%) and higher (8.00% decreasing to 5.75%) than the current rate.

	1% Decrease	Current Discount Rate	1% Increase
	District's proportionate share of the net OPEB liability	\$ 1,804,442	\$ 1,486,593

	1% Decrease	Current Trend Rate	1% Increase
	District's proportionate share of the net OPEB liability	\$ 1,191,062	\$ 1,486,593

**ROOTSTOWN LOCAL SCHOOL DISTRICT
PORTAGE COUNTY, OHIO**

NOTES TO THE BASIC FINANCIAL STATEMENTS
FOR THE FISCAL YEAR ENDED JUNE 30, 2020

NOTE 12 - DEFINED BENEFIT OPEB PLANS - (Continued)

Actuarial Assumptions - STRS

Key methods and assumptions used in the latest actuarial valuation, reflecting experience study results used in the July 1, 2019, actuarial valuation, compared with July 1, 2018, are presented below:

	July 1, 2019		July 1, 2018	
	Initial	Ultimate	Initial	Ultimate
Inflation	2.50%		2.50%	
Projected salary increases	12.50% at age 20 to 2.50% at age 65		12.50% at age 20 to 2.50% at age 65	
Investment rate of return	7.45%, net of investment expenses, including inflation		7.45%, net of investment expenses, including inflation	
Payroll increases	3.00%		3.00%	
Cost-of-living adjustments (COLA)	0.00%		0.00%	
Discounted rate of return	7.45%		7.45%	
Blended discount rate of return	N/A		N/A	
Health care cost trends				
Medical				
Pre-Medicare	5.87%	4.00%	6.00%	4.00%
Medicare	4.93%	4.00%	5.00%	4.00%
Prescription Drug				
Pre-Medicare	7.73%	4.00%	8.00%	4.00%
Medicare	9.62%	4.00%	-5.23%	4.00%

Projections of benefits include the historical pattern of sharing benefit costs between the employers and retired plan members.

For healthy retirees the mortality rates are based on the RP-2014 Annuitant Mortality Table with 50% of rates through age 69, 70% of rates between ages 70 and 79, 90% of rates between ages 80 and 84, and 100% of rates thereafter, projected forward generationally using mortality improvement scale MP-2016. For disabled retirees, mortality rates are based on the RP-2014 Disabled Mortality Table with 90% of rates for males and 100% of rates for females, projected forward generationally using mortality improvement scale MP-2016.

Actuarial assumptions used in the June 30, 2019 valuation are based on the results of an actuarial experience study for the period July 1, 2011 through June 30, 2016.

Assumption Changes Since the Prior Measurement Date - There were no changes in assumptions since the prior measurement date of June 30, 2018.

Benefit Term Changes Since the Prior Measurement Date - There was no change to the claims costs process. Claim curves were trended to the fiscal year ending June 30, 2020 to reflect the current price renewals. The non-Medicare subsidy percentage was increased effective January 1, 2020 from 1.944% to 1.984% per year of service. The non-Medicare frozen subsidy base premium was increased effective January 1, 2020. The Medicare subsidy percentages were adjusted effective January 1, 2021 to 2.1% for the Medicare plan. The Medicare Part B monthly reimbursement elimination date was postponed to January 1, 2021.

**ROOTSTOWN LOCAL SCHOOL DISTRICT
PORTAGE COUNTY, OHIO**

NOTES TO THE BASIC FINANCIAL STATEMENTS
FOR THE FISCAL YEAR ENDED JUNE 30, 2020

NOTE 12 - DEFINED BENEFIT OPEB PLANS - (Continued)

STRS' investment consultant develops an estimate range for the investment return assumption based on the target allocation adopted by the Retirement Board. The target allocation and long-term expected rate of return for each major asset class are summarized as follows:

Asset Class	Target Allocation*	Long-Term Expected Real Rate of Return **
Domestic Equity	28.00 %	7.35 %
International Equity	23.00	7.55
Alternatives	17.00	7.09
Fixed Income	21.00	3.00
Real Estate	10.00	6.00
Liquidity Reserves	1.00	2.25
Total	<u>100.00 %</u>	

* Target weights will be phased in over a 24-month period concluding on July 1, 2019.

**10-Year geometric nominal returns, which include the real rate of return and inflation of 2.25% and does not include investment expenses. Over a 30-year period, STRS' investment consultant indicates that the above target allocations should generate a return above the actuarial rate of return, without net value added by management.

Discount Rate - The discount rate used to measure the total OPEB asset was 7.45% as of June 30, 2019. The projection of cash flows used to determine the discount rate assumes STRS Ohio continues to allocate no employer contributions to the health care fund. Based on these assumptions, the OPEB plan's fiduciary net position was projected to be available to make all projected future benefit payments to current plan members. Therefore, the long-term expected rate of return on health care plan investments of 7.45% was used to measure the total OPEB asset as of June 30, 2019.

Sensitivity of the District's Proportionate Share of the Net OPEB Asset to Changes in the Discount and Health Care Cost Trend Rate - The following table represents the net OPEB asset as of June 30, 2019, calculated using the current period discount rate assumption of 7.45%, as well as what the net OPEB asset would be if it were calculated using a discount rate that is one percentage point lower (6.45%) or one percentage point higher (8.45%) than the current assumption. Also shown is the net OPEB asset as if it were calculated using health care cost trend rates that are one percentage point lower or one percentage point higher than the current health care cost trend rates.

	1% Decrease	Current Discount Rate	1% Increase
	District's proportionate share of the net OPEB asset	\$ 664,939	\$ 779,255

	1% Decrease	Current Trend Rate	1% Increase
	District's proportionate share of the net OPEB asset	\$ 883,639	\$ 779,255

**ROOTSTOWN LOCAL SCHOOL DISTRICT
PORTAGE COUNTY, OHIO**

NOTES TO THE BASIC FINANCIAL STATEMENTS
FOR THE FISCAL YEAR ENDED JUNE 30, 2020

NOTE 13 - BUDGETARY BASIS OF ACCOUNTING

While reporting financial position, results of operations, and changes in fund balance on the basis of generally accepted accounting principles (GAAP), the budgetary basis as provided by law is based upon accounting for certain transactions on a basis of cash receipts and disbursements.

The statement of revenue, expenditures and changes in fund balance - budget and actual (non-GAAP budgetary basis) presented for the general fund is presented on the budgetary basis to provide a meaningful comparison of actual results with the budget. The major differences between the budget basis and the GAAP basis are that:

- (a) Revenues and other financing sources are recorded when received in cash (budget basis) as opposed to when susceptible to accrual (GAAP basis);
- (b) Expenditures and other financing uses are recorded when paid in cash (budget basis) as opposed to when the liability is incurred (GAAP basis);
- (c) In order to determine compliance with Ohio law, and to reserve that portion of the applicable appropriation, total outstanding encumbrances (budget basis) are recorded as the equivalent of an expenditure, as opposed to a reservation of fund balance for that portion of outstanding encumbrances not already recognized as an account payable (GAAP basis);
- (d) Advances-in and advances-out are operating transactions (budget basis) as opposed to balance sheet transactions (GAAP basis);
- (e) Some funds are included in the general fund (GAAP basis) but have separate legally adopted budgets (budget basis).

The adjustments necessary to convert the results of operations for the year on the budget basis to the GAAP basis for the general fund is as follows:

Net Change in Fund Balance

	<u>General fund</u>
Budget basis	\$ (1,219,213)
Net adjustment for revenue accruals	(2,046,546)
Net adjustment for expenditure accruals	2,148,834
Net adjustment for other sources/uses	(113,246)
Funds budgeted elsewhere **	(27,360)
Adjustment for encumbrances	476,950
GAAP basis	\$ (780,581)

As part of Governmental Accounting Standards Board Statement No. 54, “Fund Balance Reporting”, certain funds that are legally budgeted in separate funds are considered part of the general fund on a GAAP basis. This includes the uniform school supplies fund, special rotary fund and public-school support fund.

**ROOTSTOWN LOCAL SCHOOL DISTRICT
PORTAGE COUNTY, OHIO**

NOTES TO THE BASIC FINANCIAL STATEMENTS
FOR THE FISCAL YEAR ENDED JUNE 30, 2020

NOTE 14 - CONTINGENCIES

A. Grants

The District receives significant financial assistance from numerous federal, State and local agencies in the form of grants. The disbursement of funds received under these programs generally requires compliance with terms and conditions specified in the grant agreements and are subject to audit by the grantor agencies. Any disallowed claims resulting from such audits could become a liability of the District. However, in the opinion of management, any such disallowed claims will not have a material effect on the financial position of the District.

B. Litigation

The District is not involved in material litigation as either plaintiff or defendant.

C. Foundation Funding

District Foundation funding is based on the annualized full-time equivalent (FTE) enrollment of each student. Traditional Districts must comply with minimum hours of instruction, instead of a minimum number of school days each year. The funding formula the Ohio Department of Education (ODE) is legislatively required to follow will continue to adjust as enrollment information is updated by the District, which can extend past the fiscal year-end. As of the date of this report, ODE has not finalized the impact of enrollment adjustments to the June 30, 2020 Foundation funding for the District; therefore, the financial statement impact is not determinable at this time. ODE and management believe this will result in either a receivable to or liability of the District.

NOTE 15 - SET-ASIDES

The District is required by State law to annually set-aside certain general fund revenue amounts, as defined by statutory formula, for the acquisition and construction of capital improvements. Amounts not spent by the end of the fiscal year or offset by similarly restricted resources received during the year must be held in cash at fiscal year-end. This amount must be carried forward to be used for the same purpose in future years. Expenditures exceeding the set-aside requirement may not be carried forward to the next fiscal year.

The following cash-basis information describes the change in the fiscal year-end set-aside amount for capital improvements. Disclosure of this information is required by State statute.

	<u>Capital Improvements</u>
Set-aside balance June 30, 2019	\$ -
Current year set-aside requirement	215,058
Current year offsets	<u>(215,058)</u>
Total	<u>\$ -</u>
Balance carried forward to fiscal year 2021	<u>\$ -</u>
Set-aside balance June 30, 2020	<u>\$ -</u>

**ROOTSTOWN LOCAL SCHOOL DISTRICT
PORTAGE COUNTY, OHIO**

NOTES TO THE BASIC FINANCIAL STATEMENTS
FOR THE FISCAL YEAR ENDED JUNE 30, 2020

NOTE 16 - OTHER COMMITMENTS

The District utilizes encumbrance accounting as part of its budgetary controls. Encumbrances outstanding at year end may be reported as part of restricted, committed, or assigned classifications of fund balance. At year end, the District's commitments for encumbrances in the governmental funds were as follows:

<u>Fund</u>	<u>Year-End</u>
General fund	\$ 459,799
Permanent improvement	256,913
Other governmental	<u>43,907</u>
Total	<u>\$ 760,619</u>

NOTE 17 - COVID-19

The United States and the State of Ohio declared a state of emergency in March 2020 due to the COVID-19 pandemic. The financial impact of COVID-19 and the ensuing emergency measures will impact subsequent periods of the District. The District's investment portfolio and the investments of the pension and other employee benefit plans are subject to increased market volatility, which could result in a significant decline in fair value, consistent with the general decline in financial markets. However, because the values of individual investments fluctuate with market conditions, the amount of losses that will be recognized in subsequent periods, if any, cannot be determined. In addition, the impact on the District's future operating costs, revenues, and any recovery from emergency funding, either federal or state, cannot be estimated.

REQUIRED SUPPLEMENTARY INFORMATION

**ROOTSTOWN LOCAL SCHOOL DISTRICT
PORTAGE COUNTY, OHIO**

SCHEDULES OF REQUIRED SUPPLEMENTARY INFORMATION

SCHEDULE OF THE DISTRICT'S PROPORTIONATE SHARE OF
THE NET PENSION LIABILITY
SCHOOL EMPLOYEES RETIREMENT SYSTEM (SERS) OF OHIO

LAST SEVEN FISCAL YEARS

	<u>2020</u>	<u>2019</u>	<u>2018</u>	<u>2017</u>
District's proportion of the net pension liability	0.05778030%	0.05732190%	0.05681420%	0.05736870%
District's proportionate share of the net pension liability	\$ 3,457,097	\$ 3,282,931	\$ 3,394,523	\$ 4,198,859
District's covered payroll	\$ 2,065,281	\$ 1,796,148	\$ 1,930,236	\$ 1,781,129
District's proportionate share of the net pension liability as a percentage of its covered payroll	167.39%	182.78%	175.86%	235.74%
Plan fiduciary net position as a percentage of the total pension liability	70.85%	71.36%	69.50%	62.98%

Note: Information prior to 2014 was unavailable. Schedule is intended to show information for 10 years. Additional years will be displayed as they become available.

Amounts presented for each fiscal year were determined as of the District's measurement date which is the prior year-end.

SEE ACCOMPANYING NOTES TO THE REQUIRED SUPPLEMENTARY INFORMATION

<u>2016</u>	<u>2015</u>	<u>2014</u>
0.05591930%	0.05397800%	0.05397800%
\$ 3,190,809	\$ 2,731,796	\$ 3,209,898
\$ 1,782,162	\$ 1,689,798	\$ 1,727,262
179.04%	161.66%	185.84%
69.16%	71.70%	65.52%

**ROOTSTOWN LOCAL SCHOOL DISTRICT
PORTAGE COUNTY, OHIO**

SCHEDULES OF REQUIRED SUPPLEMENTARY INFORMATION

SCHEDULE OF THE DISTRICT'S PROPORTIONATE SHARE OF
THE NET PENSION LIABILITY
STATE TEACHERS RETIREMENT SYSTEM (STRS) OF OHIO

LAST SEVEN FISCAL YEARS

	<u>2020</u>	<u>2019</u>	<u>2018</u>	<u>2017</u>
District's proportion of the net pension liability	0.04704963%	0.04672712%	0.04641066%	0.04672790%
District's proportionate share of the net pension liability	\$ 10,404,743	\$ 10,274,245	\$ 11,024,952	\$ 15,641,237
District's covered payroll	\$ 5,527,264	\$ 5,340,457	\$ 5,196,886	\$ 4,922,500
District's proportionate share of the net pension liability as a percentage of its covered payroll	188.24%	192.39%	212.15%	317.75%
Plan fiduciary net position as a percentage of the total pension liability	77.40%	77.31%	75.30%	66.80%

Note: Information prior to 2014 was unavailable. Schedule is intended to show information for 10 years. Additional years will be displayed as they become available.

Amounts presented for each fiscal year were determined as of the District's measurement date which is the prior year-end.

SEE ACCOMPANYING NOTES TO THE REQUIRED SUPPLEMENTARY INFORMATION

2016	2015	2014
0.04598507%	0.04609922%	0.04609922%
\$ 12,708,928	\$ 11,212,926	\$ 13,356,764
\$ 4,742,679	\$ 4,699,838	\$ 4,741,885
267.97%	238.58%	281.68%
72.10%	74.70%	69.30%

**ROOTSTOWN LOCAL SCHOOL DISTRICT
PORTAGE COUNTY, OHIO**

SCHEDULES OF REQUIRED SUPPLEMENTARY INFORMATION

SCHEDULE OF DISTRICT PENSION CONTRIBUTIONS
SCHOOL EMPLOYEES RETIREMENT SYSTEM (SERS) OF OHIO

LAST TEN FISCAL YEARS

	<u>2020</u>	<u>2019</u>	<u>2018</u>	<u>2017</u>
Contractually required contribution	\$ 275,182	\$ 278,813	\$ 242,480	\$ 270,233
Contributions in relation to the contractually required contribution	<u>(275,182)</u>	<u>(278,813)</u>	<u>(242,480)</u>	<u>(270,233)</u>
Contribution deficiency (excess)	<u>\$ -</u>	<u>\$ -</u>	<u>\$ -</u>	<u>\$ -</u>
District's covered payroll	\$ 1,965,586	\$ 2,065,281	\$ 1,796,148	\$ 1,930,236
Contributions as a percentage of covered payroll	14.00%	13.50%	13.50%	14.00%

SEE ACCOMPANYING NOTES TO THE REQUIRED SUPPLEMENTARY INFORMATION

<u>2016</u>	<u>2015</u>	<u>2014</u>	<u>2013</u>	<u>2012</u>	<u>2011</u>
\$ 249,358	\$ 234,889	\$ 234,206	\$ 239,053	\$ 221,922	\$ 222,504
<u>(249,358)</u>	<u>(234,889)</u>	<u>(234,206)</u>	<u>(239,053)</u>	<u>(221,922)</u>	<u>(222,504)</u>
<u>\$ -</u>	<u>\$ -</u>	<u>\$ -</u>	<u>\$ -</u>	<u>\$ -</u>	<u>\$ -</u>
\$ 1,781,129	\$ 1,782,162	\$ 1,689,798	\$ 1,727,262	\$ 1,649,978	\$ 1,770,119
14.00%	13.18%	13.86%	13.84%	13.45%	12.57%

**ROOTSTOWN LOCAL SCHOOL DISTRICT
PORTAGE COUNTY, OHIO**

SCHEDULES OF REQUIRED SUPPLEMENTARY INFORMATION

SCHEDULE OF DISTRICT PENSION CONTRIBUTIONS
STATE TEACHERS RETIREMENT SYSTEM (STRS) OF OHIO

LAST TEN FISCAL YEARS

	<u>2020</u>	<u>2019</u>	<u>2018</u>	<u>2017</u>
Contractually required contribution	\$ 761,682	\$ 773,817	\$ 747,664	\$ 727,564
Contributions in relation to the contractually required contribution	<u>(761,682)</u>	<u>(773,817)</u>	<u>(747,664)</u>	<u>(727,564)</u>
Contribution deficiency (excess)	<u>\$ -</u>	<u>\$ -</u>	<u>\$ -</u>	<u>\$ -</u>
District's covered payroll	\$ 5,440,586	\$ 5,527,264	\$ 5,340,457	\$ 5,196,886
Contributions as a percentage of covered payroll	14.00%	14.00%	14.00%	14.00%

SEE ACCOMPANYING NOTES TO THE REQUIRED SUPPLEMENTARY INFORMATION

<u>2016</u>	<u>2015</u>	<u>2014</u>	<u>2013</u>	<u>2012</u>	<u>2011</u>
\$ 689,150	\$ 663,975	\$ 610,979	\$ 616,445	\$ 612,761	\$ 643,290
<u>(689,150)</u>	<u>(663,975)</u>	<u>(610,979)</u>	<u>(616,445)</u>	<u>(612,761)</u>	<u>(643,290)</u>
<u>\$ -</u>	<u>\$ -</u>	<u>\$ -</u>	<u>\$ -</u>	<u>\$ -</u>	<u>\$ -</u>
\$ 4,922,500	\$ 4,742,679	\$ 4,699,838	\$ 4,741,885	\$ 4,713,546	\$ 4,948,385
14.00%	14.00%	13.00%	13.00%	13.00%	13.00%

**ROOTSTOWN LOCAL SCHOOL DISTRICT
PORTAGE COUNTY, OHIO**

SCHEDULES OF REQUIRED SUPPLEMENTARY INFORMATION

SCHEDULE OF THE DISTRICT'S PROPORTIONATE SHARE OF
THE NET OPEB LIABILITY
SCHOOL EMPLOYEES RETIREMENT SYSTEM (SERS) OF OHIO

LAST FOUR FISCAL YEARS

	<u>2020</u>	<u>2019</u>	<u>2018</u>	<u>2017</u>
District's proportion of the net OPEB liability	0.05911400%	0.05795900%	0.05757630%	0.05811255%
District's proportionate share of the net OPEB liability	\$ 1,486,593	\$ 1,607,939	\$ 1,545,197	\$ 1,656,423
District's covered payroll	\$ 2,065,281	\$ 1,796,148	\$ 1,930,236	\$ 1,781,129
District's proportionate share of the net OPEB liability as a percentage of its covered payroll	71.98%	89.52%	80.05%	93.00%
Plan fiduciary net position as a percentage of the total OPEB liability	15.57%	13.57%	12.46%	11.49%

Note: Information prior to 2017 was unavailable. Schedule is intended to show information for 10 years. Additional years will be displayed as they become available.

Amounts presented for each fiscal year were determined as of the District's measurement date which is the prior year-end.

SEE ACCOMPANYING NOTES TO THE REQUIRED SUPPLEMENTARY INFORMATION

**ROOTSTOWN LOCAL SCHOOL DISTRICT
PORTAGE COUNTY, OHIO**

SCHEDULES OF REQUIRED SUPPLEMENTARY INFORMATION

SCHEDULE OF THE DISTRICT'S PROPORTIONATE SHARE OF
THE NET OPEB LIABILITY/ASSET
STATE TEACHERS RETIREMENT SYSTEM (STRS) OF OHIO

LAST FOUR FISCAL YEARS

	<u>2020</u>	<u>2019</u>	<u>2018</u>	<u>2017</u>
District's proportion of the net OPEB liability/asset	0.04704963%	0.04672712%	0.04641066%	0.04672790%
District's proportionate share of the net OPEB liability/(asset)	\$ (779,255)	\$ (750,857)	\$ 1,810,773	\$ 2,499,020
District's covered payroll	\$ 5,527,264	\$ 5,340,457	\$ 5,196,886	\$ 4,922,500
District's proportionate share of the net OPEB liability/asset as a percentage of its covered payroll	14.10%	14.06%	34.84%	50.77%
Plan fiduciary net position as a percentage of the total OPEB liability/asset	174.70%	176.00%	47.10%	37.30%

Note: Information prior to 2017 was unavailable. Schedule is intended to show information for 10 years. Additional years will be displayed as they become available.

Amounts presented for each fiscal year were determined as of the District's measurement date which is the prior year-end.

SEE ACCOMPANYING NOTES TO THE REQUIRED SUPPLEMENTARY INFORMATION

**ROOTSTOWN LOCAL SCHOOL DISTRICT
PORTAGE COUNTY, OHIO**

SCHEDULES OF REQUIRED SUPPLEMENTARY INFORMATION

SCHEDULE OF DISTRICT OPEB CONTRIBUTIONS
SCHOOL EMPLOYEES RETIREMENT SYSTEM (SERS) OF OHIO

LAST TEN FISCAL YEARS

	<u>2020</u>	<u>2019</u>	<u>2018</u>	<u>2017</u>
Contractually required contribution	\$ 37,849	\$ 45,941	\$ 39,431	\$ 31,024
Contributions in relation to the contractually required contribution	<u>(37,849)</u>	<u>(45,941)</u>	<u>(39,431)</u>	<u>(31,024)</u>
Contribution deficiency (excess)	<u>\$ -</u>	<u>\$ -</u>	<u>\$ -</u>	<u>\$ -</u>
District's covered payroll	\$ 1,965,586	\$ 2,065,281	\$ 1,796,148	\$ 1,930,236
Contributions as a percentage of covered payroll	1.93%	2.22%	2.20%	1.61%

SEE ACCOMPANYING NOTES TO THE REQUIRED SUPPLEMENTARY INFORMATION

<u>2016</u>	<u>2015</u>	<u>2014</u>	<u>2013</u>	<u>2012</u>	<u>2011</u>
\$ 29,301	\$ 37,658	\$ 25,410	\$ 25,983	\$ 32,061	\$ 49,484
<u>(29,301)</u>	<u>(37,658)</u>	<u>(25,410)</u>	<u>(25,983)</u>	<u>(32,061)</u>	<u>(49,484)</u>
<u>\$ -</u>	<u>\$ -</u>	<u>\$ -</u>	<u>\$ -</u>	<u>\$ -</u>	<u>\$ -</u>
\$ 1,781,129	\$ 1,782,162	\$ 1,689,798	\$ 1,727,262	\$ 1,649,978	\$ 1,770,119
1.65%	2.11%	1.50%	1.50%	1.94%	2.80%

**ROOTSTOWN LOCAL SCHOOL DISTRICT
PORTAGE COUNTY, OHIO**

SCHEDULES OF REQUIRED SUPPLEMENTARY INFORMATION

SCHEDULE OF DISTRICT OPEB CONTRIBUTIONS
STATE TEACHERS RETIREMENT SYSTEM (STRS) OF OHIO

LAST TEN FISCAL YEARS

	<u>2020</u>	<u>2019</u>	<u>2018</u>	<u>2017</u>
Contractually required contribution	\$ -	\$ -	\$ -	\$ -
Contributions in relation to the contractually required contribution	-	-	-	-
Contribution deficiency (excess)	<u>\$ -</u>	<u>\$ -</u>	<u>\$ -</u>	<u>\$ -</u>
District's covered payroll	\$ 5,440,586	\$ 5,527,264	\$ 5,340,457	\$ 5,196,886
Contributions as a percentage of covered payroll	0.00%	0.00%	0.00%	0.00%

SEE ACCOMPANYING NOTES TO THE REQUIRED SUPPLEMENTARY INFORMATION

<u>2016</u>	<u>2015</u>	<u>2014</u>	<u>2013</u>	<u>2012</u>	<u>2011</u>
\$ -	\$ -	\$ 46,998	\$ 47,419	\$ 47,135	\$ 25,313
-	-	(46,998)	(47,419)	(47,135)	(25,313)
<u>\$ -</u>	<u>\$ -</u>	<u>\$ -</u>	<u>\$ -</u>	<u>\$ -</u>	<u>\$ -</u>
\$ 4,922,500	\$ 4,742,679	\$ 4,699,838	\$ 4,741,885	\$ 4,713,546	\$ 4,948,385
0.00%	0.00%	1.00%	1.00%	1.00%	1.00%

**ROOTSTOWN LOCAL SCHOOL DISTRICT
PORTAGE COUNTY, OHIO**

NOTES TO THE REQUIRED SUPPLEMENTARY INFORMATION
FOR THE FISCAL YEAR ENDED JUNE 30, 2020

PENSION

SCHOOL EMPLOYEES RETIREMENT SYSTEM (SERS) OF OHIO

Changes in benefit terms: There were no changes in benefit terms from the amounts reported for fiscal years 2014-2017. For fiscal year 2018, SERS changed from a fixed 3% annual increase to a Cost of Living Adjustment (COLA) based on the changes in the Consumer Price Index (CPI-W), with a cap of 2.5% and a floor of 0%. There were no changes in benefit terms from the amounts previously reported for fiscal years 2019-2020.

Changes in assumptions: There were no changes in methods and assumptions used in the calculation of actuarial determined contributions for fiscal years 2014-2016. For fiscal year 2017, the following changes of assumptions affected the total pension liability since the prior measurement date: (a) the assumed rate of inflation was reduced from 3.25% to 3.00%, (b) payroll growth assumption was reduced from 4.00% to 3.50%, (c) assumed real wage growth was reduced from 0.75% to 0.50%, (d) Rates of withdrawal, retirement and disability were updated to reflect recent experience, (e) mortality among active members was updated to RP-2014 Blue Collar Mortality Table with fully generational projection and a five year age set-back for both males and females, (f) mortality among service retired members, and beneficiaries was updated to the following RP-2014 Blue Collar Mortality Table with fully generational projection with Scale BB, 120% of male rates, and 110% of female rates, (g) mortality among disabled members was updated to RP-2000 Disabled Mortality Table, 90% for male rates and 100% for female rates, set back five years is used for the period after disability retirement and (h) the discount rate was reduced from 7.75% to 7.50%. There were no changes in methods and assumptions used in the calculation of actuarial determined contributions for fiscal years 2018-2020.

STATE TEACHERS RETIREMENT SYSTEM (STRS) OF OHIO

Changes in benefit terms: There were no changes in benefit terms from the amounts reported for fiscal years 2014-2017. For fiscal year 2018, STRS decreased the Cost of Living Adjustment (COLA) to zero. There were no changes in benefit terms from amounts previously reported for fiscal years 2019-2020.

Changes in assumptions: There were no changes in methods and assumptions used in the calculation of actuarial determined contributions for fiscal years 2014-2017. For fiscal year 2018, the following changes of assumption affected the total pension liability since the prior measurement date: (a) the long term expected rate of return was reduced from 7.75% to 7.45%, (b) the inflation assumption was lowered from 2.75% to 2.50%, (c) the payroll growth assumption was lowered to 3.00%, (d) total salary increases rate was lowered by decreasing the merit component of the individual salary increases, in addition to a decrease of 0.25% due to lower inflation (e) the healthy and disabled mortality assumptions were updated to the RP-2014 mortality tables with generational improvement scale MP-2016 and (f) rates of retirement, termination and disability were modified to better reflect anticipated future experience. There were no changes in methods and assumptions used in the calculation of actuarial determined contributions for fiscal year 2020.

(Continued)

**ROOTSTOWN LOCAL SCHOOL DISTRICT
PORTAGE COUNTY, OHIO**

NOTES TO THE REQUIRED SUPPLEMENTARY INFORMATION (CONTINUED)
FOR THE FISCAL YEAR ENDED JUNE 30, 2020

OTHER POSTEMPLOYMENT BENEFITS (OPEB)

SCHOOL EMPLOYEES RETIREMENT SYSTEM (SERS) OF OHIO

Changes in benefit terms: There were no changes in benefit terms from the amounts previously reported for fiscal years 2017-2020.

Changes in assumptions: There were no changes in methods and assumptions used in the calculation of actuarial determined contributions for fiscal year 2017. For fiscal year 2018, the following changes of assumptions affected the total OPEB liability since the prior measurement date: (a) assumed rate of inflation was reduced from 3.25% to 3.00%, (b) payroll growth assumption was reduced from 4.00% to 3.50%, (c) assumed real wage growth was reduced from 0.75% to 0.50%, (d) rates of withdrawal, retirement, and disability were updated to reflect recent experience, (e) mortality among active members was updated to the following: RP-2014 Blue Collar Mortality Table with fully generational projection and a five-year age set-back for both males and females, (f) mortality among service retired members, and beneficiaries was updated to the following: RP-2014 Blue Collar Mortality Table with fully generational projection with Scale BB, 120% of male rates, and 110% of female rates, (g) mortality among disabled members was updated to the following: RP-2000 Disabled Mortality Table, 90% for male rates and 100% for female rates, set back five years is used for the period after disability retirement, (h) the municipal bond index rate increased from 2.92% to 3.56% and (i) the single equivalent interest rate, net of plan investment expense, including price inflation increased from 2.98% to 3.63%. For fiscal year 2019, the following changes of assumptions affected the total OPEB liability since the prior measurement date: (a) the discount rate increased from 3.63% to 3.70%, (b) the health care cost trend rates for Medicare were changed from a range of 5.50%-5.00% to a range of 5.375%-4.75% and Pre-Medicare were changed from a range of 7.50%-5.00% to a range of 7.25%-4.75%, (c) the municipal bond index rate increased from 3.56% to 3.62% and (d) the single equivalent interest rate, net of plan investment expense, including price inflation increased from 3.63% to 3.70%. For fiscal year 2020, the following changes of assumptions affected the total OPEB liability since the prior measurement date: (a) the discount rate decreased from 3.70% to 3.22%, (b) the health care cost trend rates for Medicare were changed from a range of 5.375%-4.75% to a range of 5.25%-4.75% and Pre-Medicare were changed from a range of 7.25%-4.75% to a range of 7.00%-4.75%, (c) the municipal bond index rate decreased from 3.62% to 3.13% and (d) the single equivalent interest rate, net of plan investment expense, including price inflation decreased from 3.70% to 3.22%.

STATE TEACHERS RETIREMENT SYSTEM (STRS) OF OHIO

Changes in benefit terms: There were no changes in benefit terms from the amounts previously reported for fiscal year 2017. For fiscal year 2018, STRS reduced the subsidy multiplier for non-Medicare benefit recipients from 2.1% to 1.9% per year of service. Medicare Part B premium reimbursements were discontinued for certain survivors and beneficiaries and all remaining Medicare Part B premium reimbursements will be discontinued beginning January 2019. For fiscal year 2019, STRS increased the subsidy multiplier for non-Medicare benefit recipients from 1.9% to 1.944% per year of service effective January 1, 2019. The non-Medicare frozen subsidy base premium was increased January 1, 2019 and all remaining Medicare Part B premium reimbursements will be discontinued beginning January 1, 2020. For fiscal year 2020, STRS increase the subsidy percentage from 1.944% to 1.984% effective January 1, 2020. The Medicare subsidy percentages were adjusted effective January 1, 2021 to 2.1% for the Medicare plan. The Medicare Part B monthly reimbursement elimination date was postponed to January 1, 2021.

Changes in assumptions: There were no changes in methods and assumptions used in the calculation of actuarial determined contributions for fiscal year 2017. For fiscal year 2018, the following changes of assumption affected the total OPEB liability since the prior measurement date: (a) the discount rate was increased from 3.26% to 4.13% based on the methodology defined under GASB Statement No. 74, Financial Reporting for Postemployment Benefit Plans Other Than Pension Plans (OPEB), (b) the long term expected rate of return was reduced from 7.75% to 7.45%, (c) valuation year per capita health care costs were updated, and the salary scale was modified, (d) the percentage of future retirees electing each option was updated based on current data and the percentage of future disabled retirees and terminated vested participants electing health coverage were decreased and (e) the assumed mortality, disability, retirement, withdrawal and future health care cost trend rates were modified along with the portion of rebated prescription drug costs. For fiscal year 2019, the following changes of assumptions affected the total OPEB liability/asset since the prior measurement date: (a) the discount rate was increased from the blended rate of 4.13% to the long-term expected rate of return of 7.45% based on the methodology defined under GASB Statement No. 74, Financial Reporting for Postemployment Benefit Plans Other Than Pension Plans (OPEB) and (b) decrease in health care cost trend rates from 6.00%-11.00% initial; 4.50% ultimate down to Medical Pre-Medicare 6.00% and Medicare 5.00% initial; 4.00% ultimate and Prescription Drug Pre-Medicare 8.00% and Medicare (5.23%) initial; 4.00% ultimate. For fiscal year 2020, health care cost trend rates were changed to the following: medical pre-medicare from 6.00% initial - 4.00% ultimate down to 5.87% initial - 4.00% ultimate; medical medicare from 5.00% initial - 4.00% ultimate down to 4.93% initial - 4.00% ultimate; prescription drug pre-medicare from 8.00% initial - 4.00% ultimate down to 7.73% initial - 4.00% ultimate and (5.23%) initial - 4.00% ultimate up to 9.62% initial - 4.00% ultimate.



**INDEPENDENT AUDITOR'S REPORT ON INTERNAL CONTROL OVER
FINANCIAL REPORTING AND ON COMPLIANCE AND OTHER MATTERS
REQUIRED BY GOVERNMENT AUDITING STANDARDS**

Rootstown Local School District
Portage County
4140 State Route 44
Rootstown, Ohio 44272

Members of the Board of Education:

We have audited, in accordance with auditing standards generally accepted in the United States and the Comptroller General of the United States' *Government Auditing Standards*, the financial statements of the governmental activities, each major fund, and the aggregate remaining fund information of the Rootstown Local School District, Portage County, (the District) as of and for the year ended June 30, 2020, and the related notes to the financial statements, which collectively comprise the District's basic financial statements and have issued our report thereon dated December 23, 2020, wherein we noted the District adopted Governmental Accounting Standards Board Statement No. 84, Fiduciary Activities. We also noted the financial impact of COVID-19 and the ensuing emergency measures will impact subsequent periods of the District.

Internal Control Over Financial Reporting

As part of our financial statement audit, we considered the District's internal control over financial reporting (internal control) as a basis for designing audit procedures appropriate in the circumstances to the extent necessary to support our opinion on the financial statements, but not to the extent necessary to opine on the effectiveness of the District's internal control. Accordingly, we have not opined on it.

A *deficiency in internal control* exists when the design or operation of a control does not allow management or employees, when performing their assigned functions, to prevent, or detect and timely correct misstatements. A *material weakness* is a deficiency, or combination of internal control deficiencies resulting in a reasonable possibility that internal control will not prevent or detect and timely correct a material misstatement of the District's financial statements. A *significant deficiency* is a deficiency, or a combination of deficiencies, in internal control that is less severe than a material weakness, yet important enough to merit attention by those charged with governance.

Our consideration of internal control was for the limited purpose described in the first paragraph of this section and was not designed to identify all internal control deficiencies that might be material weaknesses or significant deficiencies. Given these limitations, we did not identify any deficiencies in internal control that we consider material weaknesses. However, unidentified material weaknesses may exist.

Compliance and Other Matters

As part of reasonably assuring whether the District's financial statements are free of material misstatement, we tested its compliance with certain provisions of laws, regulations, contracts, and grant agreements, noncompliance with which could directly and materially affect the financial statements. However, opining on compliance with those provisions was not an objective of our audit and accordingly, we do not express an opinion. The results of our tests disclosed no instances of noncompliance or other matters we must report under *Government Auditing Standards*.

Purpose of this Report

This report only describes the scope of our internal control and compliance testing and our testing results, and does not opine on the effectiveness of the District's internal control or on compliance. This report is an integral part of an audit performed under *Government Auditing Standards* in considering the District's internal control and compliance. Accordingly, this report is not suitable for any other purpose.

A handwritten signature in black ink that reads "BHM CPA Group". The letters are cursive and somewhat stylized.

BHM CPA Group, Inc.
Piketon, Ohio
December 23, 2020

OHIO AUDITOR OF STATE KEITH FABER



ROOTSTOWN LOCAL SCHOOL DISTRICT

PORTAGE COUNTY

AUDITOR OF STATE OF OHIO CERTIFICATION

This is a true and correct copy of the report, which is required to be filed pursuant to Section 117.26, Revised Code, and which is filed in the Office of the Ohio Auditor of State in Columbus, Ohio.



Certified for Release 1/26/2021

88 East Broad Street, Columbus, Ohio 43215
Phone: 614-466-4514 or 800-282-0370

This report is a matter of public record and is available online at
www.ohioauditor.gov