



OHIO AUDITOR OF STATE  
**KEITH FABER**





**JAMES A. GARFIELD LOCAL SCHOOL DISTRICT  
PORTAGE COUNTY  
JUNE 30, 2020**

**TABLE OF CONTENTS**

<b>TITLE</b>	<b>PAGE</b>
Independent Auditor's Report .....	1
Prepared by Management:	
Management's Discussion and Analysis .....	5
Basic Financial Statements:	
Government-wide Financial Statements:	
Statement of Net Position .....	18
Statement of Activities.....	19
Fund Financial Statements:	
Balance Sheet	
Governmental Funds .....	20
Reconciliation of Total Governmental Fund Balances to Net Position of Governmental Activities .....	21
Statement of Revenues, Expenditures and Changes in Fund Balance Governmental Funds .....	22
Reconciliation of the Statement of Revenues, Expenditures and Changes in Fund Balances of Governmental Funds to the Statement of Activities .....	23
Statement of Revenues, Expenditures and Changes in Fund Balance - Budget and Actual (Non-GAAP Budgetary Basis) General Fund.....	24
Statement of Changes in Fiduciary Net Position Fiduciary Funds .....	25
Notes to the Basic Financial Statements .....	26
Required Supplementary Information:	
Schedule of the District's Proportionate Share of the Net Pension Liability	
School Employees Retirement System (SERS) of Ohio.....	66
State Teachers Retirement System (STRS) of Ohio .....	68
Schedule of District Pension Contributions	
School Employees Retirement System (SERS) of Ohio .....	70
State Teachers Retirement System (STRS) of Ohio.....	72
Schedule of the District's Proportionate Share of the Net OPEB Liability	
School Employees Retirement System (SERS) of Ohio .....	74
Schedule of the District's Proportionate Share of the Net OPEB Liability/Asset	
State Teachers Retirement System (STRS) of Ohio.....	75

**JAMES A. GARFIELD LOCAL SCHOOL DISTRICT  
PORTAGE COUNTY  
JUNE 30, 2020**

**TABLE OF CONTENTS  
(Continued)**

<b>TITLE</b>	<b>PAGE</b>
Schedule of District OPEB Contributions	
School Employees Retirement System (SERS) of Ohio .....	76
State Teachers Retirement System (STRS) of Ohio.....	78
Notes to Required Supplementary Information .....	80
Schedule of Expenditures of Federal Awards .....	83
Notes to the Schedule of Expenditures of Federal Awards.....	84
Independent Auditor's Report on Internal Control Over Financial Reporting and on Compliance and Other Matters Required by <i>Government Auditing Standards</i> .....	85
Independent Auditor's Report on Compliance with Requirements Applicable to the Major Federal Program and on Internal Control Over Compliance Required by the Uniform Guidance.....	87
Schedule of Findings.....	89

# OHIO AUDITOR OF STATE KEITH FABER



Conference Center, Suite 154  
6000 Frank Ave. NW  
North Canton, OH 44720  
East Region@ohioauditor.gov  
(800) 443-9272

## INDEPENDENT AUDITOR'S REPORT

James A. Garfield Local School District  
Portage County  
10235 State Route 88  
Garrettsville, Ohio 44231

To the Board of Education:

### ***Report on the Financial Statements***

We have audited the accompanying financial statements of the governmental activities, the major fund, and the aggregate remaining fund information of the James A. Garfield Local School District, Portage County, Ohio (the District), as of and for the year ended June 30, 2020, and the related notes to the financial statements, which collectively comprise the District's basic financial statements as listed in the table of contents.

### ***Management's Responsibility for the Financial Statements***

Management is responsible for preparing and fairly presenting these financial statements in accordance with accounting principles generally accepted in the United States of America; this includes designing, implementing, and maintaining internal control relevant to preparing and fairly presenting financial statements that are free from material misstatement, whether due to fraud or error.

### ***Auditor's Responsibility***

Our responsibility is to opine on these financial statements based on our audit. We audited in accordance with auditing standards generally accepted in the United States of America and the financial audit standards in the Comptroller General of the United States' *Government Auditing Standards*. Those standards require us to plan and perform the audit to reasonably assure the financial statements are free from material misstatement.

An audit requires obtaining evidence about financial statement amounts and disclosures. The procedures selected depend on our judgment, including assessing the risks of material financial statement misstatement, whether due to fraud or error. In assessing those risks, we consider internal control relevant to the District's preparation and fair presentation of the financial statements in order to design audit procedures that are appropriate in the circumstances, but not to the extent needed to opine on the effectiveness of the District's internal control. Accordingly, we express no such opinion. An audit also includes evaluating the appropriateness of management's accounting policies and the reasonableness of their significant accounting estimates, as well as our evaluation of the overall financial statement presentation.

We believe the audit evidence we obtained is sufficient and appropriate to support our audit opinions.

### ***Opinion***

In our opinion, the financial statements referred to above present fairly, in all material respects, the respective financial position of the governmental activities, the major fund, and the aggregate remaining fund information of James A. Garfield Local School District, Portage County, Ohio, as of June 30, 2020, and the respective changes in financial position and the budgetary comparison for the General Fund thereof for the year then ended in accordance with the accounting principles generally accepted in the United States of America.

### ***Emphasis of Matter***

As discussed in Note 3 to the financial statements, during 2020, the District adopted new accounting guidance in Governmental Accounting Standards Board (GASB) Statement No. 84, *Fiduciary Activities*. Additionally, as discussed in Note 17 to the financial statements, the financial impact of COVID-19 and the continuing emergency measures may impact subsequent periods of the District. We did not modify our opinion regarding these matters.

### ***Other Matters***

#### *Required Supplementary Information*

Accounting principles generally accepted in the United States of America require this presentation to include *management's discussion and analysis*, and schedules of net pension and other post-employment benefit liabilities and pension and other post-employment benefit contributions listed in the table of contents, to supplement the basic financial statements. Although this information is not part of the basic financial statements, the Governmental Accounting Standards Board considers it essential for placing the basic financial statements in an appropriate operational, economic, or historical context. We applied certain limited procedures to the required supplementary information in accordance with auditing standards generally accepted in the United States of America, consisting of inquiries of management about the methods of preparing the information and comparing the information for consistency with management's responses to our inquiries, to the basic financial statements, and other knowledge we obtained during our audit of the basic financial statements. We do not opine or provide any assurance on the information because the limited procedures do not provide us with sufficient evidence to opine or provide any other assurance.

#### *Supplementary and Other Information*

Our audit was conducted to opine on the District's basic financial statements taken as a whole.

The Schedule of Expenditures of Federal Awards presents additional analysis as required by Title 2 U.S. Code of Federal Regulations (CFR) Part 200, Uniform Administrative Requirements, Cost Principles, and Audit Requirements for Federal Awards and is not a required part of the financial statements.

The schedule is management's responsibility, and derives from and relates directly to the underlying accounting and other records used to prepare the basic financial statements. We subjected this information to the auditing procedures we applied to the basic financial statements. We also applied certain additional procedures, including comparing and reconciling this information directly to the underlying accounting and other records used to prepare the basic financial statements or to the basic financial statements themselves in accordance with auditing standards generally accepted in the United States of America. In our opinion, this information is fairly stated in all material respects in relation to the basic financial statements taken as a whole.

***Other Reporting Required by Government Auditing Standards***

In accordance with *Government Auditing Standards*, we have also issued our report dated December 31, 2020, on our consideration of the District's internal control over financial reporting and our tests of its compliance with certain provisions of laws, regulations, contracts and grant agreements and other matters. That report describes the scope of our internal control testing over financial reporting and compliance, and the results of that testing, and does not opine on internal control over financial reporting or on compliance. That report is an integral part of an audit performed in accordance with *Government Auditing Standards* in considering the District's internal control over financial reporting and compliance.



Keith Faber  
Auditor of State  
Columbus, Ohio

December 31, 2020

**This page intentionally left blank.**



**JAMES A. GARFIELD LOCAL SCHOOL DISTRICT  
PORTAGE COUNTY, OHIO**

MANAGEMENT'S DISCUSSION AND ANALYSIS  
FOR THE FISCAL YEAR ENDED JUNE 30, 2020  
(UNAUDITED)

The management's discussion and analysis of the James A. Garfield Local School District's (the "District") financial performance provides an overall review of the District's financial activities for the fiscal year ended June 30, 2020. The intent of this discussion and analysis is to look at the District's financial performance as a whole; readers should also review the basic financial statements and the notes to the basic financial statements to enhance their understanding of the District's financial performance.

**Financial Highlights**

Key financial highlights for 2020 are as follows:

- The District's net position of governmental activities increased \$213,067 which represents a 3.47% increase from 2019's restated net position.
- General revenues accounted for \$13,025,558 in revenue or 75.83% of all revenues. Program specific revenues in the form of charges for services and sales, grants and contributions accounted for \$4,151,318 or 24.17% of total revenues of \$17,176,876.
- The District had \$16,963,809 in expenses related to governmental activities; \$4,151,318 of these expenses were offset by program specific charges for services, grants or contributions. General revenues supporting governmental activities (primarily taxes and unrestricted grants and entitlements) of \$13,025,558 were adequate to provide for these programs.
- The District's major governmental fund is the general fund. The general fund had \$15,025,719 in revenues and other financing sources and \$14,693,043 in expenditures. During fiscal year 2020, the general fund's fund balance increased \$332,676 from a balance of \$1,415,440 to \$1,748,116.

**Using these Basic Financial Statements**

This annual report consists of a series of financial statements and notes to those statements. These statements are organized so the reader can understand the District as a financial whole, an entire operating entity. The statements then proceed to provide an increasingly detailed look at specific financial activities.

The statement of net position and statement of activities provide information about the activities of the whole District, presenting both an aggregate view of the District's finances and a longer-term view of those finances. Fund financial statements provide the next level of detail. For governmental funds, these statements tell how services were financed in the short-term as well as what remains for future spending. The fund financial statements also look at the District's most significant funds with all other nonmajor funds presented in total in one column. In the case of the District, the general fund is by far the most significant fund, and the only governmental fund reported as a major fund.

**Reporting the District as a Whole**

*Statement of Net Position and the Statement of Activities*

While this document contains the large number of funds used by the District to provide programs and activities, the view of the District as a whole looks at all financial transactions and asks the question, "How did we do financially during 2020?" The statement of net position and the statement of activities answer this question. These statements include all assets, deferred outflows, liabilities, deferred inflows, revenues and expenses using the accrual basis of accounting similar to the accounting used by most private-sector companies. This basis of accounting will take into account all of the current year's revenues and expenses regardless of when cash is received or paid.

**JAMES A. GARFIELD LOCAL SCHOOL DISTRICT  
PORTAGE COUNTY, OHIO**

MANAGEMENT'S DISCUSSION AND ANALYSIS  
FOR THE FISCAL YEAR ENDED JUNE 30, 2020  
(UNAUDITED)

These two statements report the District's net position and changes in that position. This change in net position is important because it tells the reader that, for the District as a whole, the financial position of the District has improved or diminished. The causes of this change may be the result of many factors, some financial, some not. Non-financial factors include the District's property tax base, current property tax laws in Ohio restricting revenue growth, facility conditions, required educational programs and other factors.

In the statement of net position and the statement of activities, the governmental activities include the District's programs and services, including instruction, support services, operation of non-instructional services, and extracurricular activities.

**Reporting the District's Most Significant Funds**

***Fund Financial Statements***

Fund financial reports provide detailed information about the District's major funds. The District uses many funds to account for a multitude of financial transactions. However, these fund financial statements focus on the District's most significant funds. The District's major governmental fund is the general fund.

***Governmental Funds***

Most of the District's activities are reported in governmental funds, which focus on how money flows into and out of those funds and the balances left at year-end available for spending in future periods. These funds are reported using an accounting method called modified accrual accounting, which measures cash and all other financial assets that can readily be converted to cash. The governmental fund financial statements provide a detailed short-term view of the District's general government operations and the basic services it provides. Governmental fund information helps you to determine whether there are more or fewer financial resources that can be spent in the near future to finance educational programs. The relationship (or differences) between governmental activities (reported in the statement of net position and the statement of activities) and governmental funds is reconciled in the basic financial statements.

***Reporting the District's Fiduciary Responsibilities***

The District acts in a trustee capacity as an agent for individuals or other entities. These activities are reported in custodial funds. These activities are excluded from the District's other financial statements because the assets cannot be utilized by the District to finance its operations.

***Notes to the Basic Financial Statements***

The notes provide additional information that is essential to a full understanding of the data provided in the government-wide and fund financial statements.

***Required Supplementary Information***

In addition to the basic financial statements and accompanying notes, this report also presents certain required supplementary information concerning the District's net pension liability and net OPEB liability/asset.

**JAMES A. GARFIELD LOCAL SCHOOL DISTRICT  
PORTAGE COUNTY, OHIO**

MANAGEMENT'S DISCUSSION AND ANALYSIS  
FOR THE FISCAL YEAR ENDED JUNE 30, 2020  
(UNAUDITED)

**The District as a Whole**

The statement of net position provides the perspective of the District as a whole. The table below provides a summary of the District's net position for June 30, 2020 and June 30, 2019. Net position at June 30, 2019 was restated due to the implementation of GASB Statement No. 84.

	<b>Net Position</b>	
	Governmental Activities 2020	Restated Governmental Activities 2019
<b><u>Assets</u></b>		
Current and other assets	\$ 8,914,736	\$ 8,325,589
Capital assets, net	<u>9,704,922</u>	<u>10,002,455</u>
Total assets	<u>18,619,658</u>	<u>18,328,044</u>
<b><u>Deferred outflows of resources</u></b>		
Pensions	2,833,204	4,094,387
OPEB	<u>303,842</u>	<u>223,582</u>
Total deferred outflows of resources	<u>3,137,046</u>	<u>4,317,969</u>
<b><u>Liabilities</u></b>		
Current liabilities	2,088,488	1,794,760
Long-term liabilities:		
Due within one year	581,025	578,341
Due in more than one year:		
Net pension liability	15,018,678	15,594,939
Net OPEB liability	1,453,222	1,674,397
Other amounts	<u>2,411,295</u>	<u>2,914,945</u>
Total liabilities	<u>21,552,708</u>	<u>22,557,382</u>
<b><u>Deferred inflows of resources</u></b>		
Property taxes levied for next fiscal year	3,278,035	3,559,557
Unamortized deferred charges on debt refunding	23,420	28,723
Pensions	1,284,593	1,109,540
OPEB	<u>1,542,909</u>	<u>1,528,839</u>
Total deferred inflows of resources	<u>6,128,957</u>	<u>6,226,659</u>
<b><u>Net position</u></b>		
Net investment in capital assets	7,438,336	7,222,031
Restricted	679,704	426,173
Unrestricted (deficit)	<u>(14,043,001)</u>	<u>(13,786,232)</u>
Total net position	<u>\$ (5,924,961)</u>	<u>\$ (6,138,028)</u>

**JAMES A. GARFIELD LOCAL SCHOOL DISTRICT  
PORTAGE COUNTY, OHIO**

MANAGEMENT'S DISCUSSION AND ANALYSIS  
FOR THE FISCAL YEAR ENDED JUNE 30, 2020  
(UNAUDITED)

The net pension liability is reported pursuant to Governmental Accounting Standards Board (GASB) Statement 68, "Accounting and Financial Reporting for Pensions—an Amendment of GASB Statement 27." The net other postemployment benefits (OPEB) liability/asset is reported pursuant to GASB Statement 75, "Accounting and Financial Reporting for Postemployment Benefits Other Than Pensions." For reasons discussed below, many end users of this financial statement will gain a clearer understanding of the District's actual financial condition by adding deferred inflows related to pension and OPEB, the net pension liability, and the net OPEB liability to the reported net position and subtracting deferred outflows related to pension and OPEB and the net OPEB asset.

GASB standards are national and apply to all government financial reports prepared in accordance with generally accepted accounting principles. Prior accounting for pensions (GASB 27) and postemployment benefits (GASB 45) focused on a funding approach. This approach limited pension and OPEB costs to contributions annually required by law, which may or may not be sufficient to fully fund each plan's *net pension liability* or *net OPEB liability*. GASB 68 and GASB 75 take an earnings approach to pension and OPEB accounting; however, the nature of Ohio's statewide pension/OPEB plans and state law governing those systems requires additional explanation in order to properly understand the information presented in these statements.

GASB 68 and GASB 75 require the net pension liability and the net OPEB liability to equal the District's proportionate share of each plan's collective:

1. Present value of estimated future pension/OPEB benefits attributable to active and inactive employees' past service.
2. Minus plan assets available to pay these benefits.

GASB notes that pension and OPEB obligations, whether funded or unfunded, are part of the "employment exchange" – that is, the employee is trading his or her labor in exchange for wages, benefits, and the promise of a future pension and other postemployment benefits. GASB noted that the unfunded portion of this promise is a present obligation of the government, part of a bargained-for benefit to the employee, and should accordingly be reported by the government as a liability since they received the benefit of the exchange. However, the District is not responsible for certain key factors affecting the balance of these liabilities. In Ohio, the employee shares the obligation of funding pension benefits with the employer. Both employer and employee contribution rates are capped by State statute. A change in these caps requires action of both Houses of the General Assembly and approval of the Governor. Benefit provisions are also determined by State statute. The Ohio Revised Code permits, but does not require, the retirement systems to provide healthcare to eligible benefit recipients. The retirement systems may allocate a portion of the employer contributions to provide for these OPEB benefits.

The employee enters the employment exchange with the knowledge that the employer's promise is limited not by contract but by law. The employer enters the exchange also knowing that there is a specific, legal limit to its contribution to the retirement system. In Ohio, there is no legal means to enforce the unfunded liability of the pension/OPEB plan *as against the public employer*. State law operates to mitigate/lessen the moral obligation of the public employer to the employee, because all parties enter the employment exchange with notice as to the law. The retirement system is responsible for the administration of the pension and OPEB plans.

Most long-term liabilities have set repayment schedules or, in the case of compensated absences (i.e. sick and vacation leave), are satisfied through paid time-off or termination payments. There is no repayment schedule for the net pension liability or the net OPEB liability. As explained above, changes in benefits, contribution rates, and return on investments affect the balance of these liabilities but are outside the control of the local government. In the event that contributions, investment returns, and other changes are insufficient to keep up with required payments, State statute does not assign/identify the responsible party for the unfunded portion. Due to the unique nature of how the net pension liability and the net OPEB liability are satisfied, these liabilities are separately identified within the long-term liability section of the statement of net position.

**JAMES A. GARFIELD LOCAL SCHOOL DISTRICT  
PORTAGE COUNTY, OHIO**

**MANAGEMENT'S DISCUSSION AND ANALYSIS  
FOR THE FISCAL YEAR ENDED JUNE 30, 2020  
(UNAUDITED)**

In accordance with GASB 68 and GASB 75, the District's statements prepared on an accrual basis of accounting include an annual pension expense and an annual OPEB expense for their proportionate share of each plan's *change* in net pension liability and net OPEB liability/asset, respectively, not accounted for as deferred inflows/outflows.

*Analysis of Net Position*

Over time, net position can serve as a useful indicator of a government's financial position. At June 30, 2020, the District's liabilities and deferred inflows of resources exceeded assets and deferred outflows of resources by \$5,924,961.

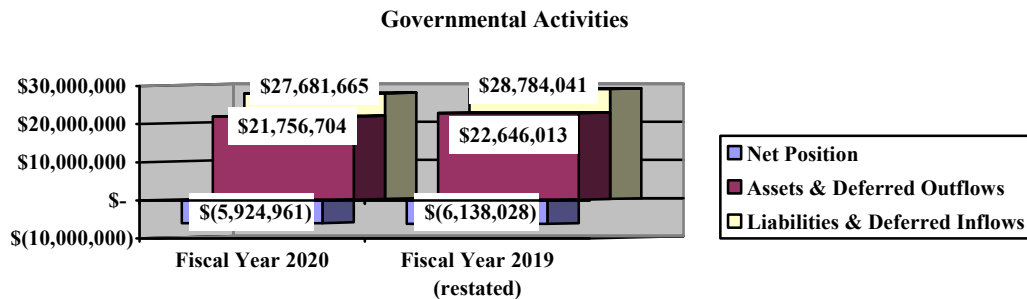
Deferred outflows related to pension decreased primarily due to changes in assumptions by the State Teachers Retirement System (STRS).

At year-end, capital assets represented 52.12% of total assets. Capital assets include land, land improvements, buildings and improvements, furniture, fixtures and equipment, and vehicles. Capital assets, net of related debt to acquire the assets at June 30, 2020, were \$7,438,336. These capital assets are used to provide services to the students and are not available for future spending. Although the District's investment in capital assets is reported net of related debt, it should be noted that the resources to repay the debt must be provided from other sources, since capital assets may not be used to liquidate these liabilities.

Long-term liabilities decreased primarily due to a decrease in the net pension liability and net OPEB liability. These liabilities are outside of the control of the District. The District contributes its statutorily required contributions to the pension systems; however, it's the pension systems that collect, hold and distribute pensions and OPEB to District employees, not the District.

A portion of the District's net position, \$679,704, represents resources that are subject to external restriction on how they may be used. The remaining balance of unrestricted net position was a deficit of \$14,043,001.

The graph below illustrates the District's governmental activities assets plus deferred outflows, liabilities plus deferred inflows and net position at June 30, 2020 and 2019. Net position at June 30, 2019 was restated due to the implementation of GASB Statement No. 84.



**JAMES A. GARFIELD LOCAL SCHOOL DISTRICT  
PORTAGE COUNTY, OHIO**

MANAGEMENT'S DISCUSSION AND ANALYSIS  
FOR THE FISCAL YEAR ENDED JUNE 30, 2020  
(UNAUDITED)

The table below shows the changes in net position for governmental activities between 2020 and 2019. Net position at June 30, 2019 was restated due to the implementation of GASB Statement No. 84.

	<b>Change in Net Position</b>	
	Governmental	Restated
	Activities	Governmental
	<u>2020</u>	<u>2019</u>
<b><u>Revenues</u></b>		
Program revenues:		
Charges for services and sales	\$ 2,242,438	\$ 2,218,729
Operating grants and contributions	1,908,880	1,522,276
General revenues:		
Property taxes	4,424,241	4,933,094
Income taxes	2,052,190	673,127
Unrestricted grants and entitlements	6,474,325	6,836,906
Investment earnings	52,221	56,439
Miscellaneous	<u>22,581</u>	<u>6,542</u>
Total revenues	<u>\$ 17,176,876</u>	<u>\$ 16,247,113</u>

- - Continued

**JAMES A. GARFIELD LOCAL SCHOOL DISTRICT  
PORTAGE COUNTY, OHIO**

MANAGEMENT'S DISCUSSION AND ANALYSIS  
FOR THE FISCAL YEAR ENDED JUNE 30, 2020  
(UNAUDITED)

	<b>Change in Net Position (Continued)</b>	
	Governmental Activities <u>2020</u>	Restated Governmental Activities <u>2019</u>
<b><u>Expenses</u></b>		
Program expenses:		
Instruction:		
Regular	\$ 7,819,111	\$ 6,564,841
Special	2,279,678	1,752,775
Other	1,945	-
Support services:		
Pupil	896,502	782,873
Instructional staff	176,053	124,490
Board of education	35,691	32,921
Administration	1,453,274	1,237,783
Fiscal	411,931	356,865
Business	471,373	77,829
Operations and maintenance	1,270,632	1,013,325
Pupil transportation	880,175	794,014
Central	20,582	32,835
Operations of non-instructional services:		
Food service operations	595,911	556,292
Other non-instructional services	38,935	23,045
Extracurricular activities	572,419	575,937
Interest and fiscal charges	39,597	47,610
<b>Total expenses</b>	<b><u>16,963,809</u></b>	<b><u>13,973,435</u></b>
Change in net position	213,067	2,273,678
Net position at beginning of year (restated)	<u>(6,138,028)</u>	<u>(8,411,706)</u>
Net position at end of year	<b><u><u>\$ (5,924,961)</u></u></b>	<b><u><u>\$ (6,138,028)</u></u></b>

**Governmental Activities**

Net position of the District's governmental activities increased \$213,067. Total governmental expenses of \$16,963,809 were offset by program revenues of \$4,151,318 and general revenues of \$13,025,558. Program revenues supported 24.47% of the total governmental expenses.

Overall, expenses of the governmental activities increased \$2,990,374 or 21.40%. This increase is primarily the result of the changes in pension expense and OPEB expense in fiscal year 2020 compared to fiscal year 2019.

**JAMES A. GARFIELD LOCAL SCHOOL DISTRICT  
PORTAGE COUNTY, OHIO**

**MANAGEMENT'S DISCUSSION AND ANALYSIS  
FOR THE FISCAL YEAR ENDED JUNE 30, 2020  
(UNAUDITED)**

On an accrual basis, the District reported \$1,995,755 and \$1,394,247 in pension expense for fiscal year 2020 and 2019, respectively. In addition, the District reported (\$231,991) and (\$1,846,471) in OPEB expense for fiscal year 2020 and 2019, respectively. The increase in both the net pension expense and the OPEB expense from fiscal year 2019 to fiscal year 2020 was \$2,215,988. This increase is primarily the result of the benefit changes by the retirement systems. Fluctuations in the pension and OPEB expense makes it difficult to compare financial information between years. Pension and OPEB expense are components of program expenses reported on the statement of activities.

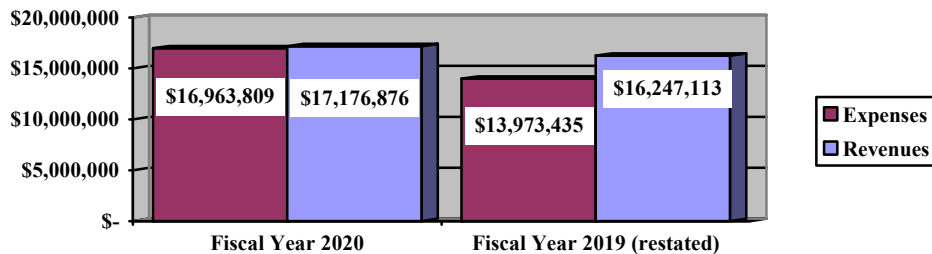
The primary sources of revenue for governmental activities are derived from property taxes, income taxes and unrestricted grants and entitlements. These revenue sources represent 75.40% of total governmental revenue.

Income tax revenue increased because fiscal year 2020, which runs from July 1, 2019 to June 30, 2020, was the first full fiscal year for income tax collections. The District's income tax levy began on January 1, 2019.

The largest expense of the District is for instructional programs. Instruction expenses totaled \$10,100,734 or 59.54% of total governmental expenses for fiscal 2020.

The graph below presents the District's governmental activities revenue and expenses for fiscal year 2020 and 2019. Revenues and expenses for fiscal year 2019 were restated due to the implementation of GASB Statement No. 84.

**Governmental Activities - Revenues and Expenses**





**JAMES A. GARFIELD LOCAL SCHOOL DISTRICT  
PORTAGE COUNTY, OHIO**

MANAGEMENT'S DISCUSSION AND ANALYSIS  
FOR THE FISCAL YEAR ENDED JUNE 30, 2020  
(UNAUDITED)

The statement of activities shows the cost of program services and the charges for services and grants offsetting those services. The following table shows, for governmental activities, the total cost of services and the net cost of services. That is, it identifies the cost of these services supported by tax revenue and unrestricted State grants and entitlements. The following is a comparison of 2020 and 2019. Total cost of services and net cost of services for fiscal year 2019 were restated due to the implementation of GASB Statement No. 84.

**Governmental Activities**

	Total Cost of Services 2020	Net Cost of Services 2020	Restated Total Cost of Services 2019	Restated Net Cost of Services 2019
<b>Program expenses</b>				
Instruction:				
Regular	\$ 7,819,111	\$ 6,258,172	\$ 6,564,841	\$ 4,989,174
Special	2,279,678	1,122,059	1,752,775	646,593
Other	1,945	1,056	-	-
Support services:				
Pupil	896,502	648,172	782,873	772,613
Instructional staff	176,053	139,799	124,490	93,778
Board of education	35,691	35,691	32,921	32,921
Administration	1,453,274	1,399,368	1,237,783	1,161,909
Fiscal	411,931	411,931	356,865	356,865
Business	471,373	471,373	77,829	77,829
Operations and maintenance	1,270,632	1,160,037	1,013,325	1,004,528
Pupil transportation	880,175	831,851	794,014	756,402
Central	20,582	(11,925)	32,835	19,060
Operations of non-instructional services:				
Food service operations	595,911	(29,187)	556,292	(30,003)
Other non-instructional services	38,935	11,345	23,045	(6,845)
Extracurricular activities	572,419	323,152	575,937	309,996
Interest and fiscal charges	39,597	39,597	47,610	47,610
<b>Total expenses</b>	<u>\$ 16,963,809</u>	<u>\$ 12,812,491</u>	<u>\$ 13,973,435</u>	<u>\$ 10,232,430</u>

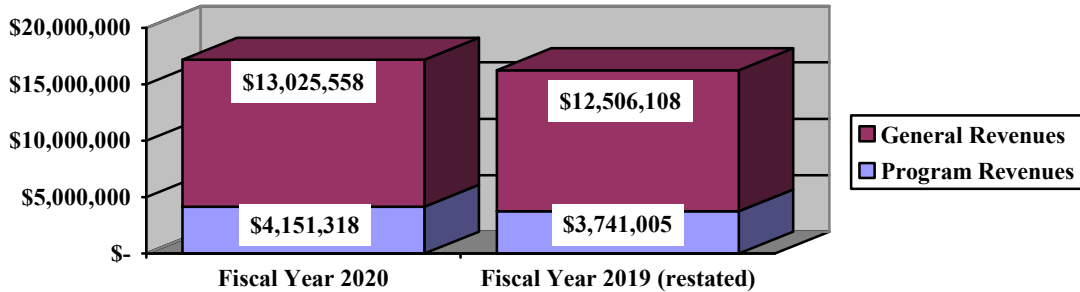
The dependence upon tax and other general revenues for governmental activities is apparent, 73.08% of instruction activities are supported through taxes and other general revenues. For all governmental activities, general revenue support is 75.53% and 73.23% for fiscal years 2020 and 2019, respectively. The District's taxpayers and unrestricted grants from the State are by far the primary support for District's students.

**JAMES A. GARFIELD LOCAL SCHOOL DISTRICT  
PORTAGE COUNTY, OHIO**

MANAGEMENT'S DISCUSSION AND ANALYSIS  
FOR THE FISCAL YEAR ENDED JUNE 30, 2020  
(UNAUDITED)

The graph below presents the District's governmental activities revenue for fiscal year 2020 and 2019. Program revenues for fiscal year 2019 were restated due to the implementation of GASB Statement No. 84.

**Governmental Activities - General and Program Revenues**



**The District's Funds**

The District's governmental funds reported a combined fund balance of \$2,387,745, which is greater than last year's restated balance of \$1,725,448. Fund balances for fiscal year 2019 were restated due to the implementation of GASB Statement No. 84. The schedule below indicates the fund balance and the total change in fund balance as of June 30, 2020 and 2019.

	Fund Balance June 30, 2020	Restated Fund Balance June 30, 2019	Change	Percentage Change
General	\$ 1,748,116	\$ 1,415,440	\$ 332,676	23.50 %
Other Governmental	<u>639,629</u>	<u>310,008</u>	<u>329,621</u>	106.33 %
Total	<u>\$ 2,387,745</u>	<u>\$ 1,725,448</u>	<u>\$ 662,297</u>	38.38 %

**General Fund**

The District's general fund balance increased \$332,676. The table that follows assists in illustrating the financial activities of the general fund.

**JAMES A. GARFIELD LOCAL SCHOOL DISTRICT  
PORTAGE COUNTY, OHIO**

MANAGEMENT'S DISCUSSION AND ANALYSIS  
FOR THE FISCAL YEAR ENDED JUNE 30, 2020  
(UNAUDITED)

	2020 <u>Amount</u>	2019 <u>Amount</u>	Increase <u>(Decrease)</u>	Percentage <u>Change</u>
<b><u>Revenues</u></b>				
Taxes	\$ 6,126,270	\$ 5,094,417	\$ 1,031,853	20.25 %
Tuition	1,727,017	1,580,038	146,979	9.30 %
Earnings on investments	52,221	56,439	(4,218)	(7.47) %
Intergovernmental	6,977,947	7,356,387	(378,440)	(5.14) %
Other revenues	<u>122,396</u>	<u>91,154</u>	<u>31,242</u>	34.27 %
Total	<u>\$ 15,005,851</u>	<u>\$ 14,178,435</u>	<u>\$ 827,416</u>	5.84 %
<b><u>Expenditures</u></b>				
Instruction	\$ 9,011,830	\$ 8,531,899	\$ 479,931	5.63 %
Support services	5,185,472	4,939,332	246,140	4.98 %
Extracurricular activities	366,032	364,621	1,411	0.39 %
Debt service	<u>129,709</u>	<u>126,861</u>	<u>2,848</u>	2.24 %
Total	<u>\$ 14,693,043</u>	<u>\$ 13,962,713</u>	<u>\$ 730,330</u>	5.23 %

Tax revenue increased \$1,031,853 or 20.25% from fiscal year 2019. The District's voters approved a 1.50% earned income tax for a 10-year period, which began on January 1, 2019. Fiscal year 2020 was the first fiscal year for full collection on this levy. This is the primary reason tax revenue increased in fiscal year 2020. Overall, revenue increased \$827,416 or 5.84% from fiscal year 2019. Intergovernmental revenue decreased because of state budget cuts related to the COVID-19 pandemic. Expenditures increased due to increased salary and benefits costs.

***General Fund Budgeting Highlights***

The District's budget is prepared according to Ohio law and is based on accounting for certain transactions on a basis of cash receipts, disbursements and encumbrances. The most significant budgeted fund is the general fund.

During the course of fiscal year 2020, the District amended its general fund budget a few times. For the general fund, original budgeted revenues and other financing sources were \$15,132,527 and final budgeted revenues and other financing sources were \$15,160,284. Actual revenues and other financing sources for fiscal 2020 were \$14,903,266. This represents a \$257,018 decrease from final budgeted revenues and other financing sources.

General fund original appropriations (appropriated expenditures including other financing uses) of \$14,955,145 were increased to \$15,355,145 in the final appropriations. The actual budget basis expenditures and other financing uses for fiscal year 2020 totaled \$15,229,510, which was \$125,635 below the final budget appropriations.

**JAMES A. GARFIELD LOCAL SCHOOL DISTRICT  
PORTAGE COUNTY, OHIO**

MANAGEMENT'S DISCUSSION AND ANALYSIS  
FOR THE FISCAL YEAR ENDED JUNE 30, 2020  
(UNAUDITED)

**Capital Assets and Debt Administration**

***Capital Assets***

At the end of fiscal 2020, the District had \$9,704,922 invested in land, land improvements, buildings and improvements, furniture, fixtures and equipment, and vehicles. This entire amount is reported in governmental activities.

**Capital Assets at June 30  
(Net of Depreciation)**

	Governmental Activities	
	2020	2019
Land	\$ 137,302	\$ 137,302
Land improvements	159,486	182,364
Building and improvements	8,780,518	9,076,026
Furniture, fixtures and equipment	272,962	277,384
Vehicles	354,654	329,379
Total	\$ 9,704,922	\$ 10,002,455

The overall decrease in capital assets of \$297,533 is due to capital outlays of \$163,088 being less than depreciation expense of \$459,784 and capital asset disposals of \$837 (net of accumulated depreciation) in the current fiscal year.

See Note 9 to the basic financial statements for additional information on the District's capital assets.

***Debt Administration***

At June 30, 2020, the District had \$2,025,000 in general obligation bonds, \$215,000 in lease purchase obligations and \$3,166 in capital lease obligations outstanding. Of the total obligations, \$503,166 is due within one year and \$1,740,000 is due in more than one year. The following table summarizes the debt outstanding.

**Outstanding Debt, at Year End**

	Governmental Activities	
	2020	2019
General obligation bonds	\$ 2,025,000	\$ 2,410,000
Lease purchase obligation	215,000	320,000
Capital lease obligations	3,166	21,701
Total	\$ 2,243,166	\$ 2,751,701

See Note 11 to the basic financial statements for additional information on the District's debt administration.

**JAMES A. GARFIELD LOCAL SCHOOL DISTRICT  
PORTAGE COUNTY, OHIO**

MANAGEMENT'S DISCUSSION AND ANALYSIS  
FOR THE FISCAL YEAR ENDED JUNE 30, 2020  
(UNAUDITED)

**Current Financial Related Activities**

The Board of Education and administration closely monitor revenue and expenditures in accordance with the financial forecast. The District has communicated to its community the reliance upon their support for its operations, and that it will continue to work diligently to plan expenses, staying carefully within the District's five-year financial plan.

The District sought and received voter approval of a 1.50% earned income tax on November 6, 2018. This issue raises an additional \$1,415,123 annually. The 1.50% issue raises \$2,340,123 annually, but the District did not seek renewal of the \$925,000 emergency levy, allowing it to expire. This is the first request for new funding by the District since November 2004. The District also has a 2.22 bond issue passed in November 1998; this will expire in calendar year 2022 bringing the agricultural/residential rates for property tax to the 20-mill floor.

In addition, the current association contracts were renewed effective July 1, 2019 for three years (June 30, 2022). The negotiated increases are 1.50% in fiscal year 2020, 2.75% in fiscal year 2021 and 2.50% in fiscal year 2022.

In conclusion, the budgeting and internal controls utilized by the District are well regarded. The District is committed to living within its financial means and working with the community it serves in order to garner adequate resources to support a quality educational program.

**Contacting the District's Financial Management**

This financial report is designed to provide our citizens, taxpayers, investors and creditors with a general overview of the District's finances and to show the District's accountability for the money it receives. If you have questions about this report or need additional financial information contact: Ms. Tracy Knauer, Treasurer, James A. Garfield Local School District, 10235 State Route 88, Garrettsville, Ohio 44231.

**JAMES A. GARFIELD LOCAL SCHOOL DISTRICT  
PORTAGE COUNTY, OHIO**

STATEMENT OF NET POSITION  
JUNE 30, 2020

	<b>Governmental Activities</b>
<b>Assets:</b>	
Equity in pooled cash and cash equivalents. . . . .	\$ 2,696,638
Receivables:	
Property taxes . . . . .	4,200,163
Income taxes. . . . .	819,749
Accounts. . . . .	3,397
Intergovernmental. . . . .	239,097
Prepayments . . . . .	32,339
Materials and supplies inventory. . . . .	38,834
Inventory held for resale. . . . .	10,883
Net OPEB asset . . . . .	873,636
Capital assets:	
Nondepreciable capital assets . . . . .	137,302
Depreciable capital assets, net. . . . .	9,567,620
Capital assets, net . . . . .	9,704,922
Total assets. . . . .	18,619,658
<b>Deferred outflows of resources:</b>	
Pension . . . . .	2,833,204
OPEB . . . . .	303,842
Total deferred outflows of resources. . . . .	3,137,046
<b>Liabilities:</b>	
Accounts payable. . . . .	176,921
Accrued wages and benefits payable . . . . .	1,398,659
Compensated absences payable. . . . .	56,685
Retirement incentive payable . . . . .	32,955
Intergovernmental payable . . . . .	206,345
Pension & postemployment obligation payable . . . . .	210,180
Accrued interest payable . . . . .	3,433
Unearned revenue . . . . .	3,310
Long-term liabilities:	
Due within one year. . . . .	581,025
Due in more than one year:	
Net pension liability . . . . .	15,018,678
Net OPEB liability . . . . .	1,453,222
Other amounts due in more than one year . . . . .	2,411,295
Total liabilities . . . . .	21,552,708
<b>Deferred inflows of resources:</b>	
Property taxes levied for the next fiscal year. . . . .	3,278,035
Unamortized deferred charges on debt refunding . . . . .	23,420
Pension. . . . .	1,284,593
OPEB. . . . .	1,542,909
Total deferred inflows of resources . . . . .	6,128,957
<b>Net position:</b>	
Net investment in capital assets . . . . .	7,438,336
Restricted for:	
Debt service. . . . .	314,535
Locally funded programs . . . . .	4,144
State funded programs. . . . .	195,282
Federally funded programs . . . . .	4,319
Student activities . . . . .	126,201
Other purposes . . . . .	35,223
Unrestricted (deficit) . . . . .	(14,043,001)
Total net position. . . . .	\$ (5,924,961)

SEE ACCOMPANYING NOTES TO THE BASIC FINANCIAL STATEMENTS

**JAMES A. GARFIELD LOCAL SCHOOL DISTRICT  
PORTAGE COUNTY, OHIO**

STATEMENT OF ACTIVITIES  
FOR THE FISCAL YEAR ENDED JUNE 30, 2020

		<b>Program Revenues</b>		<b>Net (Expense) Revenue and Changes in Net Position</b>
	<b>Expenses</b>	<b>Charges for Services and Sales</b>	<b>Operating Grants and Contributions</b>	<b>Governmental Activities</b>
<b>Governmental activities:</b>				
Instruction:				
Regular . . . . .	\$ 7,819,111	\$ 1,550,135	\$ 10,804	\$ (6,258,172)
Special . . . . .	2,279,678	208,004	949,615	(1,122,059)
Other . . . . .	1,945	-	889	(1,056)
Support services:				
Pupil . . . . .	896,502	-	248,330	(648,172)
Instructional staff . . . . .	176,053	-	36,254	(139,799)
Board of education . . . . .	35,691	-	-	(35,691)
Administration . . . . .	1,453,274	8,355	45,551	(1,399,368)
Fiscal . . . . .	411,931	-	-	(411,931)
Business . . . . .	471,373	-	-	(471,373)
Operations and maintenance . . . . .	1,270,632	902	109,693	(1,160,037)
Pupil transportation . . . . .	880,175	2,211	46,113	(831,851)
Central . . . . .	20,582	32,507	-	11,925
Operation of non-instructional services:				
Food service operations . . . . .	595,911	192,117	432,981	29,187
Other non-instructional services . . . . .	38,935	-	27,590	(11,345)
Extracurricular activities . . . . .	572,419	248,207	1,060	(323,152)
Interest and fiscal charges . . . . .	39,597	-	-	(39,597)
Total governmental activities . . . . .	\$ 16,963,809	\$ 2,242,438	\$ 1,908,880	(12,812,491)
<b>General revenues:</b>				
Property taxes levied for:				
				4,038,925
General purposes . . . . .				385,316
Debt service . . . . .				
Income taxes levied for:				
General purposes . . . . .				2,052,190
Grants and entitlements not restricted				
to specific programs . . . . .				6,474,325
Investment earnings . . . . .				52,221
Miscellaneous . . . . .				22,581
Total general revenues . . . . .				13,025,558
Change in net position . . . . .				213,067
<b>Net position at beginning of year (restated).</b>				(6,138,028)
<b>Net position at end of year . . . . .</b>				\$ (5,924,961)

SEE ACCOMPANYING NOTES TO THE BASIC FINANCIAL STATEMENTS

**JAMES A. GARFIELD LOCAL SCHOOL DISTRICT  
PORTAGE COUNTY, OHIO**

BALANCE SHEET  
GOVERNMENTAL FUNDS  
JUNE 30, 2020

	<b>General</b>	<b>Nonmajor Governmental Funds</b>	<b>Total Governmental Funds</b>
<b>Assets:</b>			
Equity in pooled cash and cash equivalents . . . . .	\$ 2,051,949	\$ 644,689	\$ 2,696,638
Receivables:			
Property taxes . . . . .	3,819,023	381,140	4,200,163
Income taxes . . . . .	819,749	-	819,749
Accounts . . . . .	553	2,844	3,397
Intergovernmental . . . . .	35,430	203,667	239,097
Prepayments . . . . .	32,339	-	32,339
Materials and supplies inventory . . . . .	35,266	3,568	38,834
Inventory held for resale . . . . .	-	10,883	10,883
Due from other funds . . . . .	113,425	-	113,425
<b>Total assets</b> . . . . .	<b>\$ 6,907,734</b>	<b>\$ 1,246,791</b>	<b>\$ 8,154,525</b>
<b>Liabilities:</b>			
Accounts payable . . . . .	\$ 134,560	\$ 42,361	\$ 176,921
Accrued wages and benefits payable . . . . .	1,286,869	111,790	1,398,659
Compensated absences payable . . . . .	56,685	-	56,685
Retirement incentive payable . . . . .	32,955	-	32,955
Intergovernmental payable . . . . .	194,071	12,274	206,345
Pension & postemployment obligation payable . . . . .	210,180	-	210,180
Due to other funds . . . . .	-	113,425	113,425
Unearned revenue . . . . .	3,310	-	3,310
<b>Total liabilities</b> . . . . .	<b>1,918,630</b>	<b>279,850</b>	<b>2,198,480</b>
<b>Deferred inflows of resources:</b>			
Property taxes levied for the next fiscal year . . . . .	2,988,280	289,755	3,278,035
Delinquent property tax revenue not available . . . . .	84,938	9,332	94,270
Income tax revenue not available . . . . .	135,938	-	135,938
Intergovernmental revenue not available . . . . .	31,832	28,225	60,057
<b>Total deferred inflows of resources</b> . . . . .	<b>3,240,988</b>	<b>327,312</b>	<b>3,568,300</b>
<b>Fund balances:</b>			
Nonspendable:			
Materials and supplies inventory . . . . .	35,266	3,568	38,834
Prepays . . . . .	32,339	-	32,339
Unclaimed monies . . . . .	1,103	-	1,103
Restricted:			
Debt service . . . . .	-	308,260	308,260
Student wellness and success . . . . .	-	194,108	194,108
Extracurricular activities . . . . .	-	126,201	126,201
Other purposes . . . . .	-	42,955	42,955
Committed:			
Other purposes . . . . .	11,000	-	11,000
Assigned:			
Student instruction . . . . .	346,347	-	346,347
Student and staff support . . . . .	279,336	-	279,336
Extracurricular activities . . . . .	938	-	938
Other purposes . . . . .	94,393	-	94,393
Unassigned (deficit) . . . . .	947,394	(35,463)	911,931
<b>Total fund balances</b> . . . . .	<b>1,748,116</b>	<b>639,629</b>	<b>2,387,745</b>
<b>Total liabilities, deferred inflows and fund balances</b>	<b>\$ 6,907,734</b>	<b>\$ 1,246,791</b>	<b>\$ 8,154,525</b>

SEE ACCOMPANYING NOTES TO THE BASIC FINANCIAL STATEMENTS



**JAMES A. GARFIELD LOCAL SCHOOL DISTRICT  
PORTAGE COUNTY, OHIO**

RECONCILIATION OF TOTAL GOVERNMENTAL FUND BALANCES TO  
NET POSITION OF GOVERNMENTAL ACTIVITIES  
JUNE 30, 2020

<b>Total governmental fund balances</b>		\$	2,387,745
<i>Amounts reported for governmental activities on the statement of net position are different because:</i>			
Capital assets used in governmental activities are not financial resources and therefore are not reported in the funds.			9,704,922
Other long-term assets are not available to pay for current-period expenditures and therefore are deferred inflows in the funds.			
Property taxes receivable	\$	94,270	
Income taxes receivable		135,938	
Intergovernmental receivable		60,057	
Total			290,265
Unamortized amounts on refundings are not recognized in the funds.			(23,420)
Accrued interest payable is not due and payable in the current period and therefore is not reported in the funds.			(3,433)
The net pension/OPEB asset & liabilities are not due and payable in the current period; therefore, the asset & liabilities and related deferred inflows/outflows are not reported in governmental funds.			
Deferred outflows - pension		2,833,204	
Deferred inflows - pension		(1,284,593)	
Net pension liability		(15,018,678)	
Deferred outflows - OPEB		303,842	
Deferred inflows - OPEB		(1,542,909)	
Net OPEB asset		873,636	
Net OPEB liability		(1,453,222)	
Total			(15,288,720)
Long-term liabilities, including bonds payable, are not due and payable in the current period and therefore are not reported in the funds.			
General obligation bonds		(2,025,000)	
Capital lease obligations		(3,166)	
Compensated absences		(749,154)	
Lease purchase agreement		(215,000)	
Total			(2,992,320)
<b>Net position of governmental activities</b>		\$	(5,924,961)

SEE ACCOMPANYING NOTES TO THE BASIC FINANCIAL STATEMENTS

**JAMES A. GARFIELD LOCAL SCHOOL DISTRICT  
PORTAGE COUNTY, OHIO**

STATEMENT OF REVENUES, EXPENDITURES AND CHANGES IN FUND BALANCES  
GOVERNMENTAL FUNDS  
FOR THE FISCAL YEAR ENDED JUNE 30, 2020

	<u>General</u>	<u>Nonmajor Governmental Funds</u>	<u>Total Governmental Funds</u>
<b>Revenues:</b>			
From local sources:			
Property taxes . . . . .	\$ 4,074,080	\$ 386,574	\$ 4,460,654
Income taxes . . . . .	2,052,190	-	2,052,190
Tuition . . . . .	1,727,017	-	1,727,017
Transportation fees . . . . .	2,211	-	2,211
Earnings on investments . . . . .	52,221	543	52,764
Charges for services . . . . .	-	190,390	190,390
Extracurricular . . . . .	15,017	237,115	252,132
Classroom materials and fees . . . . .	31,122	-	31,122
Other local revenues . . . . .	74,046	38,667	112,713
Intergovernmental - intermediate . . . . .	-	9,662	9,662
Intergovernmental - state . . . . .	6,895,512	416,886	7,312,398
Intergovernmental - federal . . . . .	82,435	964,951	1,047,386
Total revenues . . . . .	<u>15,005,851</u>	<u>2,244,788</u>	<u>17,250,639</u>
<b>Expenditures:</b>			
Current:			
Instruction:			
Regular . . . . .	7,230,810	5,956	7,236,766
Special . . . . .	1,781,020	429,818	2,210,838
Other . . . . .	-	1,945	1,945
Support services:			
Pupil . . . . .	756,697	102,239	858,936
Instructional staff . . . . .	114,669	45,802	160,471
Board of education . . . . .	35,691	-	35,691
Administration . . . . .	1,303,803	45,730	1,349,533
Fiscal . . . . .	389,308	7,664	396,972
Business . . . . .	471,373	-	471,373
Operations and maintenance . . . . .	1,244,536	65,225	1,309,761
Pupil transportation . . . . .	848,813	27	848,840
Central . . . . .	20,582	-	20,582
Operation of non-instructional services:			
Food service operations . . . . .	-	565,280	565,280
Other non-instructional services . . . . .	-	38,935	38,935
Extracurricular activities . . . . .	366,032	182,190	548,222
Debt service:			
Principal retirement . . . . .	123,535	385,000	508,535
Interest and fiscal charges . . . . .	6,174	39,356	45,530
Total expenditures . . . . .	<u>14,693,043</u>	<u>1,915,167</u>	<u>16,608,210</u>
Excess of revenues over expenditures . . . . .	<u>312,808</u>	<u>329,621</u>	<u>642,429</u>
<b>Other financing sources:</b>			
Sale of capital assets . . . . .	19,868	-	19,868
Total other financing sources . . . . .	<u>19,868</u>	<u>-</u>	<u>19,868</u>
Net change in fund balances . . . . .	332,676	329,621	662,297
<b>Fund balances at beginning of year (restated) . . . . .</b>	<u>1,415,440</u>	<u>310,008</u>	<u>1,725,448</u>
<b>Fund balances at end of year . . . . .</b>	<u>\$ 1,748,116</u>	<u>\$ 639,629</u>	<u>\$ 2,387,745</u>

SEE ACCOMPANYING NOTES TO THE BASIC FINANCIAL STATEMENTS

**JAMES A. GARFIELD LOCAL SCHOOL DISTRICT  
PORTAGE COUNTY, OHIO**

RECONCILIATION OF THE STATEMENT OF REVENUES, EXPENDITURES  
AND CHANGES IN FUND BALANCES OF GOVERNMENTAL FUNDS  
TO THE STATEMENT OF ACTIVITIES  
FOR THE FISCAL YEAR ENDED JUNE 30, 2020

<b>Net change in fund balances - total governmental funds</b>	\$	662,297
<i>Amounts reported for governmental activities in the statement of activities are different because:</i>		
Governmental funds report capital outlays as expenditures. However, in the statement of activities, the cost of those assets is allocated over their estimated useful lives as depreciation expense.		
Capital asset additions	\$ 163,088	
Current year depreciation	<u>(459,784)</u>	
Total		(296,696)
The net effect of various miscellaneous transactions involving capital assets (i.e., sales, disposals, trade-ins, and donations) is to decrease net position.		
		(837)
Revenues in the statement of activities that do not provide current financial resources are not reported as revenues in the funds.		
Property taxes	(36,413)	
Intergovernmental	<u>(31,758)</u>	
Total		(68,171)
Repayment of bond and capital lease principal is an expenditure in the governmental funds, but the repayment reduces long-term liabilities on the statement of net position.		
		508,535
In the statement of activities, interest is accrued on outstanding bonds, whereas in governmental funds, an interest expenditure is reported when due. The following items resulted in less interest being reported in the statement of activities:		
Decrease in accrued interest payable	630	
Amortization of deferred charges	<u>5,303</u>	
Total		5,933
Contractually required contributions are reported as expenditures in governmental funds; however, the statement of net position reports these amounts as deferred outflows.		
Pension	1,135,780	
OPEB	<u>37,559</u>	
Total		1,173,339
Except for amounts reported as deferred inflows/outflows, changes in the net pension/OPEB liability are reported as pension/OPEB expense in the statement of activities		
Pension	(1,995,755)	
OPEB	<u>231,991</u>	
Total		(1,763,764)
Some expenses reported in the statement of activities, such as compensated absences, do not require the use of current financial resources and therefore are not reported as expenditures in governmental funds.		
		<u>(7,569)</u>
<b>Change in net position of governmental activities</b>	<b>\$</b>	<b><u>213,067</u></b>

SEE ACCOMPANYING NOTES TO THE BASIC FINANCIAL STATEMENTS

**JAMES A. GARFIELD LOCAL SCHOOL DISTRICT  
PORTAGE COUNTY, OHIO**

STATEMENT OF REVENUES, EXPENDITURES AND CHANGES IN  
FUND BALANCE - BUDGET AND ACTUAL (NON-GAAP BUDGETARY BASIS)  
GENERAL FUND  
FOR THE FISCAL YEAR ENDED JUNE 30, 2020

	<u>Budgeted Amounts</u>			<b>Variance with Final Budget Positive (Negative)</b>
	<u>Original</u>	<u>Final</u>	<u>Actual</u>	
<b>Revenues:</b>				
From local sources:				
Property taxes . . . . .	\$ 3,775,757	\$ 3,782,683	\$ 3,782,683	\$ -
Income taxes . . . . .	1,744,319	1,747,519	1,747,519	-
Tuition . . . . .	1,722,742	1,725,902	1,725,902	-
Transportation fees . . . . .	2,207	2,211	2,211	-
Earnings on investments . . . . .	50,041	50,133	50,133	-
Classroom materials and fees . . . . .	252	252	252	-
Other local revenues . . . . .	5,863	5,874	5,874	-
Intergovernmental - state . . . . .	6,821,677	6,834,190	6,834,190	-
Intergovernmental - federal . . . . .	82,284	82,435	82,435	-
Total revenues . . . . .	<u>14,205,142</u>	<u>14,231,199</u>	<u>14,231,199</u>	<u>-</u>
<b>Expenditures:</b>				
Current:				
Instruction:				
Regular . . . . .	7,333,730	7,529,883	7,531,900	(2,017)
Special . . . . .	1,732,234	1,778,565	1,778,565	-
Support services:				
Pupil . . . . .	761,210	781,571	781,711	(140)
Instructional staff . . . . .	121,482	124,731	124,731	-
Board of education . . . . .	37,542	38,546	38,546	-
Administration . . . . .	1,341,384	1,377,262	1,377,262	-
Fiscal . . . . .	390,821	401,274	401,354	(80)
Business . . . . .	382,459	392,688	392,688	-
Operations and maintenance . . . . .	1,393,267	1,430,532	1,434,306	(3,774)
Pupil transportation . . . . .	833,343	855,632	860,225	(4,593)
Extracurricular activities . . . . .	357,585	367,150	367,150	-
Debt service:				
Principal retirement . . . . .	102,265	105,000	105,000	-
Interest and fiscal charges . . . . .	5,473	5,619	5,619	-
Total expenditures . . . . .	<u>14,792,795</u>	<u>15,188,453</u>	<u>15,199,057</u>	<u>(10,604)</u>
Excess of expenditures over revenues . . . . .	<u>(587,653)</u>	<u>(957,254)</u>	<u>(967,858)</u>	<u>(10,604)</u>
<b>Other financing sources (uses):</b>				
Refund of prior year's expenditures . . . . .	98,860	99,041	99,041	-
Refund of prior year's receipts . . . . .	(878)	(901)	(901)	-
Transfers in . . . . .	741,390	742,750	485,732	(257,018)
Advances in . . . . .	67,303	67,426	67,426	-
Advances (out) . . . . .	(161,472)	(165,791)	(29,552)	136,239
Sale of capital assets . . . . .	19,832	19,868	19,868	-
Total other financing sources (uses) . . . . .	<u>765,035</u>	<u>762,393</u>	<u>641,614</u>	<u>(120,779)</u>
Net change in fund balance . . . . .	177,382	(194,861)	(326,244)	(131,383)
<b>Fund balance at beginning of year . . . . .</b>	1,312,466	1,312,466	1,312,466	-
<b>Prior year encumbrances appropriated . . . . .</b>	280,647	280,647	280,647	-
<b>Fund balance at end of year . . . . .</b>	<u>\$ 1,770,495</u>	<u>\$ 1,398,252</u>	<u>\$ 1,266,869</u>	<u>\$ (131,383)</u>

SEE ACCOMPANYING NOTES TO THE BASIC FINANCIAL STATEMENTS

**JAMES A. GARFIELD LOCAL SCHOOL DISTRICT  
PORTAGE COUNTY, OHIO**

STATEMENT OF CHANGES IN FIDUCIARY NET POSITION  
FIDUCIARY FUNDS  
FOR THE FISCAL YEAR ENDED JUNE 30, 2020

	<b>Custodial</b>
<b>Additions:</b>	
Extracurricular collections for OHSAA. . . . .	\$ 9,245
Total additions. . . . .	9,245
 <b>Deductions:</b>	
Extracurricular distributions to OHSAA . . . . .	9,245
Total deductions . . . . .	9,245
 Change in net position . . . . .	 -
<b>Net position at beginning of year (restated) . . . . .</b>	<b>-</b>
<b>Net position at end of year . . . . .</b>	<b>\$ -</b>

SEE ACCOMPANYING NOTES TO THE BASIC FINANCIAL STATEMENTS

**JAMES A. GARFIELD LOCAL SCHOOL DISTRICT  
PORTAGE COUNTY, OHIO**

NOTES TO THE BASIC FINANCIAL STATEMENTS  
FOR THE FISCAL YEAR ENDED JUNE 30, 2020

**NOTE 1 - DESCRIPTION OF THE SCHOOL DISTRICT**

The James A. Garfield Local School District (the “District”) is a body politic and corporate established for the purpose of exercising the rights and privileges conveyed to it by the constitution and laws of the State of Ohio.

The District serves an area of approximately fifty-six square miles in Portage County including the Village of Garrettsville and portions of the surrounding townships of Freedom, Nelson, Hiram and Charlestown.

The District operates under a locally elected five-member Board form of government and provides educational services as mandated by State and/or federal agencies. The Board controls the District’s three instructional/support facilities staffed by 55 non-certified and 98 certified personnel who provide services to 1,319 students and other community members.

**NOTE 2 - SUMMARY OF SIGNIFICANT ACCOUNTING POLICIES**

The basic financial statements of the District have been prepared in conformity with accounting principles generally accepted in the United States of America (GAAP) as applied to governmental units. The Governmental Accounting Standards Board (GASB) is the accepted standard-setting body for establishing governmental accounting and financial reporting principles.

**A. Reporting Entity**

The reporting entity has been defined in accordance with GASB Statement No. 14, “The Financial Reporting Entity” as amended by GASB Statement No. 39, “Determining Whether Certain Organizations Are Component Units” and GASB Statement No. 61, “The Financial Reporting Entity: Omnibus an amendment of GASB Statements No. 14 and No. 34”. The reporting entity is composed of the primary government and component units. The primary government consists of all funds, departments, boards and agencies that are not legally separate from the District. For the District, this includes general operations, food service, and student related activities of the District.

Component units are legally separate organizations for which the District is financially accountable. The District is financially accountable for an organization if the District appoints a voting majority of the organization’s Governing Board and (1) the District is able to significantly influence the programs or services performed or provided by the organization; or (2) the District is legally entitled to or can otherwise access the organization’s resources; or (3) the District is legally obligated or has otherwise assumed the responsibility to finance the deficits of, or provide financial support to, the organization; or (4) the District is obligated for the debt of the organization. Component units may also include organizations that are fiscally dependent on the District in that the District approves the budget, the issuance of debt or the levying of taxes. Certain organizations are also included as component units if the nature and significance of the relationship between the primary government and the organization is such that exclusion by the primary government would render the primary government’s financial statements incomplete or misleading. Based upon the application of these criteria, the District has no component units. The basic financial statements of the reporting entity include only those of the District (the primary government).

**JAMES A. GARFIELD LOCAL SCHOOL DISTRICT  
PORTAGE COUNTY, OHIO**

NOTES TO THE BASIC FINANCIAL STATEMENTS  
FOR THE FISCAL YEAR ENDED JUNE 30, 2020

**NOTE 2 - SUMMARY OF SIGNIFICANT ACCOUNTING POLICIES - (Continued)**

The following organizations are described due to their relationship to the District:

*JOINTLY GOVERNED ORGANIZATIONS*

Stark Portage Area Computer Consortium (SPARCC)

SPARCC is a data consortium of 35 school districts. SPARCC was formed for the purpose of applying modern technology (with the aid of computers and other electronic equipment) to the administrative and instructional functions among member districts. Each of the governments of these schools supports SPARCC based upon a per pupil charge, dependent upon the software package utilized. In the event of dissolution of the organization, all current members will share in net obligations or asset liquidations in a ratio proportionate to their last 12 months' financial contribution. SPARCC is governed by a Board of Directors consisting of superintendents of the member school districts. The degree of control exercised by any school district is limited to its representation on the Board. In accordance with GASB Statement No. 14, the District does not have any equity interest in SPARCC because a residual interest in the net resources of a joint venture upon dissolution is not equivalent to an equity interest.

Financial information can be obtained from the Treasurer for the Stark County Educational Service Center, who serves as fiscal agent, at 6057 Strip Ave. NW, North Canton, Ohio 44720.

Maplewood Career Center

The Maplewood Career Center is a distinct political subdivision of the State of Ohio operated under the direction of a Board consisting of two representatives from each of the ten participating school districts' elected Boards, which possess its own budgeting and taxing authority. The jointly governed organization was formed for the purpose of providing vocational instruction to juniors and seniors in the participating districts. To obtain financial information, write to the Maplewood Career Center, Michelle Seckman, who serves as Treasurer, at 7075 State Route 88, Ravenna, Ohio 44266-9131.

*INSURANCE POOLS*

Portage County School Consortium (the "Consortium")

Portage County School Consortium is an insurance group-purchasing consortium made up of 24 school districts in Columbiana, Portage and Mahoning Counties. All member districts pay an insurance premium directly to the Consortium. The District paid \$2,151,355 in the form of health care premiums to the Consortium for the current fiscal year.

Ohio School Plan

The District participates in the Ohio School Plan (Plan), an insurance purchasing pool established under Section 2744.081 of the Ohio Revised Code. The Plan is an unincorporated nonprofit association of its members which enables the participants to provide for a formalized joint insurance purchasing program for maintaining adequate insurance protection and provides risk management programs and other administrative services. Members of the Plan include public school districts, educational service centers, joint vocational schools, centers of government, boards of developmental disabilities and community colleges in the state of Ohio, which are eligible to participate under applicable statute, ruling, or law subject to certain underwriting standards as deemed appropriate by the Plan and its administrator.

**B. Fund Accounting**

The District uses funds to maintain its financial records during the year. A fund is defined as a fiscal and accounting entity with a self-balancing set of accounts. There are three categories of funds: governmental, proprietary and fiduciary. The District has no proprietary funds.

**JAMES A. GARFIELD LOCAL SCHOOL DISTRICT  
PORTAGE COUNTY, OHIO**

NOTES TO THE BASIC FINANCIAL STATEMENTS  
FOR THE FISCAL YEAR ENDED JUNE 30, 2020

**NOTE 2 - SUMMARY OF SIGNIFICANT ACCOUNTING POLICIES - (Continued)**

*GOVERNMENTAL FUNDS*

Governmental funds are those through which most governmental functions typically are financed. Governmental fund reporting focuses on the sources, uses and balances of current financial resources. Expendable assets are assigned to the various governmental funds according to the purposes for which they may or must be used. Current liabilities are assigned to the fund from which they will be paid. The difference between governmental fund assets, deferred outflows and liabilities and deferred inflows is reported as fund balance. The following are the District's major governmental funds:

*General fund* - The general fund is used to account for and report all financial resources not accounted for and reported in another fund. The general fund balance is available for any purpose provided it is expended or transferred according to the general laws of Ohio.

Other governmental funds of the District are used to account for (a) specific revenue sources that are restricted or committed to an expenditure for specified purposes other than debt service or capital projects and (b) financial resources that are restricted, committed, or assigned to expenditure for principal and interest.

*FIDUCIARY FUNDS*

Fiduciary fund reporting focuses on net position and changes in net position. The fiduciary fund category is split into four classifications: pension trust funds, investment trust funds, private-purpose trust funds and custodial funds. Trust funds are used to account for assets held by the District under a trust agreement for individuals, private organizations, or other governments and are therefore not available to support the District's own programs. The District has no trust funds. Custodial funds report fiduciary activities not required to be presented in a trust fund. The District's custodial fund accounts for Ohio High School Athletic Association (OHSAA) tournament activities.

**C. Basis of Presentation and Measurement Focus**

*Government-Wide Financial Statements* - The statement of net position and the statement of activities display information about the District as a whole. These statements include the financial activities of the primary government, except for fiduciary funds.

The government-wide statement of activities presents a comparison between direct expenses and program revenues for each function or program of the governmental activities of the District. Direct expenses are those that are specifically associated with a service, program or department and therefore clearly identifiable to a particular function. Program revenues include amounts paid by the recipient of goods or services offered by the program and grants and contributions that are restricted to meeting the operational or capital requirements of a particular program. Revenues not classified as program revenues are presented as general revenues of the District.

The government-wide financial statements are prepared using the economic resources measurement focus. All assets, deferred outflows, liabilities and deferred inflows associated with the operation of the District are included on the statement of net position.

*Fund Financial Statements* - Fund financial statements report detailed information about the District. The focus of governmental fund financial statements is on major funds rather than reporting funds by type. Each major fund is presented in a separate column, and all nonmajor funds are aggregated into one column. Fiduciary funds are reported by fund type.



**JAMES A. GARFIELD LOCAL SCHOOL DISTRICT  
PORTAGE COUNTY, OHIO**

NOTES TO THE BASIC FINANCIAL STATEMENTS  
FOR THE FISCAL YEAR ENDED JUNE 30, 2020

**NOTE 2 - SUMMARY OF SIGNIFICANT ACCOUNTING POLICIES - (Continued)**

All governmental funds are accounted for using a flow of current financial resources measurement focus. With this measurement focus, only current assets and deferred outflows and current liabilities and deferred inflows generally are included on the balance sheet. The statement of revenues, expenditures and changes in fund balances reports on the sources (i.e., revenues and other financing sources) and uses (i.e., expenditures and other financing uses) of current financial resources. This approach differs from the manner in which the governmental activities of the government-wide financial statements are prepared. Governmental fund financial statements therefore include a reconciliation with brief explanations to better identify the relationship between the government-wide statements and the statements for governmental funds.

Fiduciary fund statements are prepared using the economic resources measurement focus.

**D. Basis of Accounting**

Basis of accounting determines when transactions are recorded in the financial records and reported on the financial statements. Government-wide financial statements are prepared using the accrual basis of accounting. Governmental funds use the modified accrual basis of accounting. Fiduciary funds also use the accrual basis of accounting.

*Revenues - Exchange and Nonexchange Transactions* - Revenue resulting from exchange transactions, in which each party gives and receives essentially equal value, is recorded on the accrual basis when the exchange takes place. On a modified accrual basis, revenue is recorded in the fiscal year in which the resources are measurable and become available. Measurable means the amount of the transaction can be determined, and available means that the resources will be collected within the current fiscal year or are expected to be collected soon enough thereafter to be used to pay liabilities of the current fiscal year. For the District, available means expected to be received within sixty days of fiscal year end.

Nonexchange transactions, in which the District receives value without directly giving equal value in return, include property taxes, income taxes, grants, entitlements and donations. On an accrual basis, revenue from property taxes is recognized in the fiscal year for which the taxes are levied (See Note 6). Revenue from income taxes is recognized in the fiscal year in which the underlying exchange transaction occurred (See Note 7).

Revenue from grants, entitlements and donations is recognized in the fiscal year in which all eligibility requirements have been satisfied. Eligibility requirements include timing requirements, which specify the year when the resources are required to be used or the fiscal year when use is first permitted, matching requirements, in which the District must provide local resources to be used for a specified purpose, and expenditure requirements, in which the resources are provided to the District on a reimbursement basis. On a modified accrual basis, revenue from nonexchange transactions must also be available before it can be recognized.

Under the modified accrual basis, the following revenue sources are considered to be both measurable and available at fiscal year end: property taxes available as an advance, income taxes, interest, tuition, grants, student fees and rentals.

*Deferred Outflows of Resources and Deferred Inflows of Resources* - In addition to assets, the government-wide statement of net position will report a separate section for deferred outflows of resources. Deferred outflows of resources, represents a consumption of net position that applies to a future period and will not be recognized as an outflow of resources (expense/expenditure) until then. For the District, see Notes 14 and 15 for deferred outflows of resources related the District's net pension liability and net OPEB liability/asset, respectively.

**JAMES A. GARFIELD LOCAL SCHOOL DISTRICT  
PORTAGE COUNTY, OHIO**

NOTES TO THE BASIC FINANCIAL STATEMENTS  
FOR THE FISCAL YEAR ENDED JUNE 30, 2020

**NOTE 2 - SUMMARY OF SIGNIFICANT ACCOUNTING POLICIES - (Continued)**

In addition to liabilities, both the government-wide statement of net position and the governmental fund financial statements report a separate section for deferred inflows of resources. Deferred inflows of resources represent an acquisition of net position that applies to a future period and will not be recognized as an inflow of resources (revenue) until that time. For the District, deferred inflows of resources include property taxes and unavailable revenue. Property taxes represent amounts for which there is an enforceable legal claim as of June 30, 2020, but which were levied to finance fiscal year 2021 operations. These amounts have been recorded as a deferred inflow of resources on both the government-wide statement of net position and the governmental fund financial statements. Unavailable revenue is reported only on the governmental funds balance sheet, and represents receivables which will not be collected within the available period. For the District unavailable revenue includes, but is not limited to, delinquent property taxes, income taxes and intergovernmental grants. These amounts are deferred and recognized as an inflow of resources in the period the amounts become available.

See Notes 14 and 15 for deferred inflows of resources related to the District's net pension liability and net OPEB liability/asset, respectively. These deferred inflow of resources are only reported on the government-wide statement of net position. In addition, deferred inflows of resources include a deferred gain on debt refunding. A deferred gain on refunding results from the difference in the carrying value of refunded debt and its reacquisition price. This amount is deferred and amortized over the shorter of the life of the refunded or refunding debt.

Expenses/Expenditures - On the accrual basis of accounting, expenses are recognized at the time they are incurred. The entitlement value of donated commodities used during the year is reported in the fund financial statements as intergovernmental revenue and an expenditure of food service operations. In addition, this amount is reported in the statement of activities as an expense with a like amount reported within the "operating grants and contributions" program revenue account.

The measurement focus of governmental fund accounting is on decreases in net financial resources (expenditures) rather than expenses. Expenditures are generally recognized in the accounting period in which the related fund liability is incurred, if measurable. Allocations of cost, such as depreciation and amortization, are not recognized in governmental funds.

**E. Budgetary Data**

The budgetary process is prescribed by provisions of the Ohio Revised Code and entails the preparation of budgetary documents within an established timetable. The major documents prepared are the tax budget, the certificate of estimated resources, and the appropriation resolution, all of which are prepared on the budgetary basis of accounting. The certificate of estimated resources and the appropriations resolution are subject to amendment throughout the year with the legal restriction that appropriations cannot exceed estimated resources, as certified. All funds are legally required to be budgeted and appropriated. The primary level of budgetary control is at the fund level for all funds. Any budgetary modifications at this level may only be made by resolution of the Board of Education.

The amounts reported as the original budget revenue in the budgetary statements reflect the amounts in the certificate when the original appropriations were adopted. The amounts reported as the final budgeted revenue amounts in the budgetary statements reflect the amounts in the final amended certificate issued during fiscal year 2020. The amounts reported as the original budgeted expenditure amounts reflect the first appropriation for that fund that covered the entire fiscal year, including amounts automatically carried forward from prior years. The amounts reported as the final budgeted expenditure amounts represent the final appropriation amounts passed by the Board during the year.

**JAMES A. GARFIELD LOCAL SCHOOL DISTRICT  
PORTAGE COUNTY, OHIO**

NOTES TO THE BASIC FINANCIAL STATEMENTS  
FOR THE FISCAL YEAR ENDED JUNE 30, 2020

**NOTE 2 - SUMMARY OF SIGNIFICANT ACCOUNTING POLICIES - (Continued)**

At the close of each year, the unencumbered balance of each appropriation reverts to the respective fund from which it was appropriated and becomes subject to future appropriation. Encumbered appropriations are carried forward to the succeeding fiscal year and are not reappropriated.

**F. Cash and Investments**

To improve cash management, cash received by the District is pooled in a central bank account. Monies for all funds are maintained in this pool. Individual fund integrity is maintained through the District's records. Each fund's interest in the pool is presented as "equity in pooled cash and cash equivalents" on the basic financial statements.

During fiscal year 2020, investments were limited to investments in the State Treasury Asset Reserve of Ohio (STAR Ohio). Except for nonparticipating investment contracts, investments are reported at fair value, which is based on quoted market prices.

During fiscal year 2020, the District invested in STAR Ohio. STAR Ohio (the State Treasury Asset Reserve of Ohio), is an investment pool managed by the State Treasurer's Office which allows governments within the State to pool their funds for investment purposes. STAR Ohio is not registered with the SEC as an investment company, but has adopted Governmental Accounting Standards Board (GASB), Statement No. 79, "Certain External Investment Pools and Pool Participants." The District measures its investment in STAR Ohio at the net asset value (NAV) per share provided by STAR Ohio. The NAV per share is calculated on an amortized cost basis that provides a NAV per share that approximates fair value.

For fiscal year 2020, there were no limitations or restrictions on any participant withdrawals due to redemption notice periods, liquidity fees, or redemption gates. However, notice must be given 24 hours in advance of all deposits and withdrawals exceeding \$25 million. STAR Ohio reserves the right to limit the transaction to \$100 million, requiring the excess amount to be transacted the following business day(s), but only to the \$100 million limit. All accounts of the participant will be combined for these purposes.

Under existing Ohio statutes all investment earnings are assigned to the general fund unless statutorily required to be credited to a specific fund. The Board of Education has, by resolution, specified the funds to receive an allocation of interest earnings. Interest revenue credited to the general fund during fiscal year 2020 amounted to \$52,221, which includes \$12,628 assigned from other District funds.

For presentation on the basic financial statements, investments of the cash management pool and investments with original maturities of three months or less at the time they are purchased by the District are considered to be cash equivalents. Investments with an initial maturity of more than three months are reported as investments.

An analysis of the District's investment account at year end is provided in Note 4.

**G. Inventory**

On government-wide and fund financial statements, purchased inventories are presented at the lower of cost or market and donated commodities at their entitlement value. Inventories are recorded on a first-in, first-out basis and are expensed when used. Inventories are accounted for using the consumption method.

Inventory consists of expendable supplies held for consumption, donated food and purchased food.

**JAMES A. GARFIELD LOCAL SCHOOL DISTRICT  
PORTAGE COUNTY, OHIO**

NOTES TO THE BASIC FINANCIAL STATEMENTS  
FOR THE FISCAL YEAR ENDED JUNE 30, 2020

**NOTE 2 - SUMMARY OF SIGNIFICANT ACCOUNTING POLICIES - (Continued)**

**H. Capital Assets**

General capital assets are those assets specifically related to governmental activities. These assets generally result from expenditures in the governmental funds. These assets are reported in the governmental activities column of the government-wide statement of net position, but are not reported in the fund financial statements.

All capital assets are capitalized at cost (or estimated historical cost) and updated for additions and retirements during the year. Donated capital assets are recorded at their acquisition values as of the date received. The District maintains a capitalization threshold of \$2,000. The District does not possess any infrastructure. Improvements are capitalized; the costs of normal maintenance and repairs that do not add to the value of the asset or materially extend an asset's life are not capitalized. It is the policy of the District to not capitalize interest costs incurred as part of construction.

All reported capital assets, except land, are depreciated. Improvements are depreciated over the remaining useful lives of the related capital assets. Depreciation is computed using the straight-line method over the following useful lives:

Description	Governmental Activities Estimated Lives
Land improvements	5 years
Buildings	30 - 50 years
Furniture fixtures and equipment	5 - 20 years
Vehicles	5 - 20 years

**I. Interfund Balances**

Payables resulting from certain pension liabilities in the nonmajor governmental funds and amounts to cover negative cash balances are recorded as "due to other funds" and a corresponding receivable recorded as "due from other funds" in the general fund. These amounts are eliminated in the governmental activities column on the statement of net position.

**J. Compensated Absences**

The District reports compensated absences in accordance with the provisions of GASB No. 16, "Accounting for Compensated Absences". Vacation benefits are accrued as a liability as the benefits are earned if the employee's rights to receive compensation are attributable to services already rendered and it is probable that the District will compensate the employees for the benefits through paid time off or some other means. Sick leave benefits are accrued as a liability using the termination payment method. An accrual for earned sick leave is made to the extent it is probable that benefits will result in termination (severance) payments. The liability is an estimate based on the District's past experience of making termination (severance) payments.

The entire compensated absence liability is reported on the government-wide financial statements.

**JAMES A. GARFIELD LOCAL SCHOOL DISTRICT  
PORTAGE COUNTY, OHIO**

NOTES TO THE BASIC FINANCIAL STATEMENTS  
FOR THE FISCAL YEAR ENDED JUNE 30, 2020

**NOTE 2 - SUMMARY OF SIGNIFICANT ACCOUNTING POLICIES - (Continued)**

For governmental fund financial statements, compensated absences are recognized as liabilities and expenditures as payments come due each period upon the occurrence of employee resignations and retirements.

**K. Deferred Charge on Refunding**

For bond refundings resulting in the defeasance of the debt reported in the government-wide financial statements, the difference between the reacquisition price and the net carrying amount of the old debt is deferred and amortized as a component of interest expense. This deferred charge on refunding is amortized over the remaining life of the old debt or the life of the new debt, whichever is shorter, and is presented as a deferred outflow of resources or a deferred inflow of resources.

**L. Fund Balance**

Fund balance is divided into five classifications based primarily on the extent to which the District is bound to observe constraints imposed upon the use of the resources in the governmental funds. The classifications are as follows:

*Nonspendable* - The nonspendable fund balance classification includes amounts that cannot be spent because they are not in spendable form or legally required to be maintained intact. The “not in spendable form” criterion includes items that are not expected to be converted to cash.

*Restricted* - Fund balance is reported as restricted when constraints are placed on the use of resources that are either externally imposed by creditors (such as through debt covenants), grantors, contributors, or laws or regulations of other governments, or imposed by law through constitutional provisions or enabling legislation.

*Committed* - The committed fund balance classification includes amounts that can be used only for the specific purposes imposed by a formal action (resolution) of the District Board of Education (the highest level of decision making authority). Those committed amounts cannot be used for any other purpose unless the District Board of Education removes or changes the specified use by taking the same type of action (resolution) it employed to previously commit those amounts. Committed fund balance also incorporates contractual obligations to the extent that existing resources in the fund have been specifically committed for use in satisfying those contractual requirements.

*Assigned* - Amounts in the assigned fund balance classification are intended to be used by the District for specific purposes but do not meet the criteria to be classified as restricted nor committed. In governmental funds other than the general fund, assigned fund balance represents the remaining amount that is not restricted or committed. In the general fund, assigned amounts represent intended uses established by policies of the District Board of Education, which includes giving the Treasurer the authority to constrain monies for intended purposes.

*Unassigned* - Unassigned fund balance is the residual classification for the general fund and includes all spendable amounts not contained in the other classifications. In other governmental funds, the unassigned classification is only used to report a deficit fund balance resulting from overspending for specific purposes for which amounts had been restricted, committed, or assigned.

**JAMES A. GARFIELD LOCAL SCHOOL DISTRICT  
PORTAGE COUNTY, OHIO**

NOTES TO THE BASIC FINANCIAL STATEMENTS  
FOR THE FISCAL YEAR ENDED JUNE 30, 2020

**NOTE 2 - SUMMARY OF SIGNIFICANT ACCOUNTING POLICIES - (Continued)**

The District applies restricted resources first when expenditures are incurred for purposes for which restricted and unrestricted (committed, assigned, and unassigned) fund balance is available. Similarly, within unrestricted fund balance, committed amounts are reduced first followed by assigned, and then unassigned amounts when expenditures are incurred for purposes for which amounts in any of the unrestricted fund balance classifications could be used.

**M. Net Position**

Net position represents the difference between assets and deferred outflows and liabilities and deferred inflows. The net position component “net investment in capital assets,” consists of capital assets, net of accumulated depreciation, reduced by the outstanding balances of any borrowing used for the acquisition, construction or improvement of those assets. Deferred outflows of resources and deferred inflows of resources that are attributable to the acquisition, construction or improvement of those assets or related debt also should be included in this component of net position. Net position is reported as restricted when there are limitations imposed on its use either through the enabling legislation adopted by the District or through external restrictions imposed by creditors, grantors or laws or regulations of other governments. The amount restricted for other purposes represents amounts restricted for special trusts.

The District applies restricted resources first when an expense is incurred for purposes for which both restricted and unrestricted net position is available.

**N. Prepayments**

Certain payments to vendors reflect the costs applicable to future accounting periods and are recorded as prepaid items in both government-wide and fund financial statements. These items are reported as assets on the statement of net position and the balance sheet using the consumption method. A current asset for the prepaid amounts is recorded at the time of the purchase and the expenditure/expense is reported in the year in which services are consumed. At fiscal year-end, because prepayments are not available to finance future governmental fund expenditures, the fund balance is offset by a nonspendable amount equal to the carrying value of the asset on the fund financial statements.

**O. Estimates**

The preparation of the basic financial statements in conformity with GAAP requires management to make estimates and assumptions that affect the amounts reported in the basic financial statements and accompanying notes. Actual results may differ from those estimates.

**P. Stabilization Arrangement**

The Board of Education has \$50,662 of unassigned fund balance in the general fund set aside to be used for budget stabilization. The Board has set aside these funds to cover emergency situations or when revenue shortages or budgetary imbalances arise. The budget stabilization arrangement may be removed by action of the Board of Education at any time.

**JAMES A. GARFIELD LOCAL SCHOOL DISTRICT  
PORTAGE COUNTY, OHIO**

NOTES TO THE BASIC FINANCIAL STATEMENTS  
FOR THE FISCAL YEAR ENDED JUNE 30, 2020

**NOTE 2 - SUMMARY OF SIGNIFICANT ACCOUNTING POLICIES - (Continued)**

**Q. Interfund Activity**

Exchange transactions between funds are reported as revenues in the seller funds and as expenditures/expenses in the purchaser funds. Flows of cash or goods from one fund to another without a requirement for repayment are reported as interfund transfers. Interfund transfers are reported as other financing sources/uses in governmental funds. Repayments from funds responsible for particular expenditures/expenses to the funds that initially paid for them are not presented on the basic financial statements.

**R. Pensions/Other Postemployment Benefits (OPEB)**

For purposes of measuring the net pension/OPEB liability, net OPEB asset, deferred outflows of resources and deferred inflows of resources related pensions/OPEB, and pension/OPEB expense, information about the fiduciary net position of the pension/OPEB plans and additions to/deductions from their fiduciary net position have been determined on the same basis as they are reported by the pension/OPEB plan. For this purpose, benefit payments (including refunds of employee contributions) are recognized when due and payable in accordance with the benefit terms. The pension/OPEB plans report investments at fair value.

**S. Extraordinary and Special Items**

Extraordinary items are transactions or events that are both unusual in nature and infrequent in occurrence. Special items are transactions or events that are within the control of the Board of Education and that are either unusual in nature or infrequent in occurrence. Neither type of transaction occurred during fiscal year 2020.

**T. Accrued Liabilities and Long-Term Obligations**

All payables, accrued liabilities and long-term obligations are reported in the government-wide financial statements.

In general, governmental fund payables and accrued liabilities that, once incurred, is paid in a timely manner and, in full from current financial resources is reported as obligations of the funds. However, claims and judgments and compensated absences that will be paid from governmental funds are reported as a liability in the fund financial statements only to the extent that they are due for payment during the current year. Net pension/OPEB liability should be recognized in the governmental funds to the extent that benefit payments are due and payable and the pension/OPEB plan's fiduciary net position is not sufficient for payment of those benefits. Bonds and leases are recognized as a liability on the fund financial statements when due.

**NOTE 3 - ACCOUNTABILITY AND COMPLIANCE**

**A. Change in Accounting Principles**

For fiscal year 2020, the District has implemented GASB Statement No. 84, "*Fiduciary Activities*" and GASB Statement No. 90, "*Majority Equity Interests - an amendment to GASB Statements No. 14 and No. 61*".

**JAMES A. GARFIELD LOCAL SCHOOL DISTRICT  
PORTAGE COUNTY, OHIO**

NOTES TO THE BASIC FINANCIAL STATEMENTS  
FOR THE FISCAL YEAR ENDED JUNE 30, 2020

**NOTE 3 - ACCOUNTABILITY AND COMPLIANCE - (Continued)**

GASB Statement No. 84 establishes specific criteria for identifying activities that should be reported as fiduciary activities and clarifies whether and how business-type activities should report their fiduciary activities. Due to the implementation of GASB Statement No. 84, the District will no longer be reporting agency funds. The District reviewed its agency funds and certain funds will be reported in the new fiduciary classification of custodial funds, while other funds have been reclassified as governmental funds. These fund reclassifications resulted in the restatement of the District's financial statements.

GASB Statement No. 90 improves the consistency and comparability of reporting a government's majority equity interest in a legally separate organization and improve the relevance of financial statement information for certain component units. It defines a majority equity interest and specifies that a majority equity interest in a legally separate organization should be reported as an investment if a government's holding of the equity interest meets the definition of an investment. The implementation of GASB Statement No. 90 did not have an effect on the financial statements of the District.

**B. Restatement of Net Position and Fund Balances**

The implementation of GASB Statement No. 84 had the following effect on fund balance as reported at June 30, 2019:

	<u>General</u>	<u>Other Governmental Funds</u>	<u>Total Governmental Funds</u>
Fund Balance as previously reported	\$ 1,415,440	\$ 282,222	\$ 1,697,662
GASB Statement No. 84	<u>-</u>	<u>27,786</u>	<u>27,786</u>
Restated Fund Balance, at June 30, 2019	<u>\$ 1,415,440</u>	<u>\$ 310,008</u>	<u>\$ 1,725,448</u>

The implementation of the GASB Statement No. 84 pronouncement had the following effect on the net position as reported at June 30, 2019:

	<u>Governmental Activities</u>
Net position as previously reported	\$ (6,165,814)
GASB Statement No. 84	<u>27,786</u>
Restated net position at June 30, 2019	<u>\$ (6,138,028)</u>

Due to the implementation of GASB Statement No. 84, the new classification of custodial funds is reporting a beginning net position of \$0. Also, related to the implementation of GASB Statement No. 84, the District will no longer be reporting agency funds. At June 30, 2019, agency funds reported assets and liabilities of \$27,786.



**JAMES A. GARFIELD LOCAL SCHOOL DISTRICT  
PORTAGE COUNTY, OHIO**

NOTES TO THE BASIC FINANCIAL STATEMENTS  
FOR THE FISCAL YEAR ENDED JUNE 30, 2020

**NOTE 3 - ACCOUNTABILITY AND COMPLIANCE - (Continued)**

**C. Deficit Fund Balances**

Fund balances at June 30, 2020 included the following individual fund deficits:

<u>Nonmajor funds</u>	<u>Deficit</u>
Food service operations	\$ 9,208
Title VI-B	13,219
Title I	9,468

The general fund is liable for any deficit in these funds and provides transfers when cash is required, not when accruals occur. The deficit fund balances resulted from adjustments for accrued liabilities.

**NOTE 4 - DEPOSITS AND INVESTMENTS**

State statutes classify monies held by the District into three categories.

Active deposits are public deposits necessary to meet current demands on the treasury. Such monies must be maintained either as cash in the District treasury, in commercial accounts payable or withdrawable on demand, including negotiable order of withdrawal (NOW) accounts, or in money market deposit accounts.

Inactive deposits are public deposits that the Board of Education has identified as not required for use within the current five-year period of designation of depositories. Inactive deposits must either be evidenced by certificates of deposit maturing not later than the end of the current period of designation of depositories, or by savings or deposit accounts including, but not limited to, passbook accounts.

Interim deposits are deposits of interim monies. Interim monies are those monies which are not needed for immediate use, but which will be needed before the end of the current period of designation of depositories. Interim deposits must be evidenced by time certificates of deposit maturing not more than one year from the date of deposit or by savings or deposit accounts including passbook accounts.

Interim monies may be deposited or invested in the following securities:

1. United States Treasury Notes, Bills, Bonds, or any other obligation or security issued by the United States Treasury or any other obligation guaranteed as to principal and interest by the United States;
2. Bonds, notes, debentures, or any other obligations or securities issued by any federal government agency or instrumentality, including, but not limited to, the Federal National Mortgage Association, Federal Home Loan Bank, Federal Farm Credit Bank, Federal Home Loan Mortgage Corporation, and Government National Mortgage Association. All federal agency securities shall be direct issuances of federal government agencies or instrumentalities;
3. Written repurchase agreements in the securities listed above provided that the fair value of the securities subject to the repurchase agreement must exceed the principal value of the agreement by at least two percent and be marked to market daily, and that the term of the agreement must not exceed thirty days;
4. Bonds and other obligations of the State of Ohio, and with certain limitations including a requirement for maturity within ten years from the date of settlement, bonds and other obligations of political subdivisions of the State of Ohio, if training requirements have been met;

**JAMES A. GARFIELD LOCAL SCHOOL DISTRICT  
PORTAGE COUNTY, OHIO**

NOTES TO THE BASIC FINANCIAL STATEMENTS  
FOR THE FISCAL YEAR ENDED JUNE 30, 2020

**NOTE 4 - DEPOSITS AND INVESTMENTS - (Continued)**

5. Time certificates of deposit or savings or deposit accounts including, but not limited to, passbook accounts;
6. No-load money market mutual funds consisting exclusively of obligations described in division (1) or (2) and repurchase agreements secured by such obligations, provided that investments in securities described in this division are made only through eligible institutions;
7. The State Treasurer's investment pool, the State Treasury Asset Reserve of Ohio (STAR Ohio);
8. Certain bankers' acceptances for a period not to exceed one hundred eighty days) and commercial paper notes (for a period not to exceed two hundred seventy days) in an amount not to exceed 40 percent of the interim monies available for investment at any one time if training requirements have been met.

Protection of the deposits is provided by the Federal Deposit Insurance Corporation (FDIC), by eligible securities pledged by the financial institution as security for repayment, or by the financial institutions participation in the Ohio Pooled Collateral System (OPCS), a collateral pool of eligible securities deposited with a qualified trustee and pledged to the Treasurer of State to secure the repayment of all public monies deposited in the financial institution.

Investments in stripped principal or interest obligations, reverse repurchase agreements and derivatives are prohibited. The issuance of taxable notes for the purpose of arbitrage, the use of leverage and short selling are also prohibited. Except as noted above, an investment must mature within five years from the date of purchase unless matched to a specific obligation or debt of the District, and must be purchased with the expectation that it will be held to maturity. Investments may only be made through specified dealers and institutions. Payment for investments may be made only upon delivery of the securities representing the investments to the Treasurer or, if the securities are not represented by a certificate, upon receipt of confirmation of transfer from the custodian.

**A. Deposits with Financial Institutions**

At June 30, 2020, the carrying amount of all District deposits was \$869,597. Based on the criteria described in GASB Statement No. 40, "Deposits and Investment Risk Disclosures", as of June 30, 2020, \$432,706 of the District's bank balance of \$1,225,532 was exposed to custodial risk as discussed below, while \$792,826 was covered by the FDIC.

Custodial credit risk is the risk that, in the event of bank failure, the District will not be able to recover deposits or collateral securities that are in the possession of an outside party. The District has no deposit policy for custodial credit risk beyond the requirements of State statute. Ohio law requires that deposits either be insured or protected by (1) eligible securities pledged to the District and deposited with a qualified trustee by the financial institution as security for repayment whose fair value at all times shall be at least 105 percent of the deposits being secured, or (2) participation in the Ohio Pooled Collateral System (OPCS), a collateral pool of eligible securities deposited with a qualified trustee and pledged to the Treasurer of State to secure the repayment of all public monies deposited in the financial institution. OPCS requires the total fair value of the securities pledged to be 102 percent of the deposits being secured or a rate set by the Treasurer of State. For fiscal year 2020, the District's financial institutions were approved for a reduced collateral rate through the OPCS. Although all statutory requirements for the deposit of money had been followed, noncompliance with Federal requirements could potentially subject the District to a successful claim by the FDIC.

**JAMES A. GARFIELD LOCAL SCHOOL DISTRICT  
PORTAGE COUNTY, OHIO**

NOTES TO THE BASIC FINANCIAL STATEMENTS  
FOR THE FISCAL YEAR ENDED JUNE 30, 2020

**NOTE 4 - DEPOSITS AND INVESTMENTS - (Continued)**

**B. Investments**

As of June 30, 2020, the District had the following investments and maturities:

<u>Measurement/Investment type:</u>	<u>Measurement value</u>	<u>Investment Maturities 6 months or less</u>
<i>Amortized cost:</i>		
STAR Ohio	\$ 1,827,041	\$ 1,827,041

*Interest Rate Risk:* Interest rate risk arises as potential purchasers of debt securities will not agree to pay face value for those securities if interest rates subsequently increase. As a means of limiting its exposure to fair value losses arising from rising interest rates and according to State law, the District's investment policy limits investment portfolio maturities to five years or less.

*Credit Risk:* STAR Ohio carries a rating of AAAM by Standard & Poor's. Ohio law requires that STAR Ohio maintain the highest rating provided by at least one nationally recognized standard service rating.

*Concentration of Credit Risk:* The District places no limit on the amount that may be invested in any one issuer. The following table includes the percentage of each investment type held by the District at June 30, 2020:

<u>Measurement/Investment type:</u>	<u>Measurement value</u>	<u>% of total</u>
<i>Amortized cost:</i>		
STAR Ohio	\$ 1,827,041	100.00%

**C. Reconciliation of Cash and Investment to the Statement of Net Position**

The following is a reconciliation of cash and investments as reported in the note above to cash and investments as reported on the statement of net position as of June 30, 2020:

<u>Cash and investments per note</u>	
Carrying amount of deposits	\$ 869,597
Investments	<u>1,827,041</u>
Total	<u>\$ 2,696,638</u>
 <u>Cash and investments per statement of net position</u>	
Governmental activities	<u>\$ 2,696,638</u>

**JAMES A. GARFIELD LOCAL SCHOOL DISTRICT  
PORTAGE COUNTY, OHIO**

**NOTES TO THE BASIC FINANCIAL STATEMENTS  
FOR THE FISCAL YEAR ENDED JUNE 30, 2020**

**NOTE 5 - INTERFUND TRANSACTIONS**

Due to/from other funds at June 30, 2020 as reported on the fund financial statements, consist of the following:

<u>Due from other funds</u>	<u>Due to other funds</u>	<u>Amount</u>
General fund	Nonmajor governmental funds	\$ 113,425

The purpose of the due to/from other funds balance at June 30, 2020 is to show the liability of certain nonmajor governmental funds to the general fund for their portion of pension liabilities and to cover negative cash balances.

Due to/from other funds between governmental funds are eliminated on the government-wide financial statements; therefore, no internal balances at June 30, 2020 are reported on the statement of net position.

**NOTE 6 - PROPERTY TAXES**

Property taxes are levied and assessed on a calendar year basis while the District fiscal year runs from July through June. First half tax collections are received by the District in the second half of the fiscal year. Second half tax distributions occur in the first half of the following fiscal year.

Property taxes include amounts levied against all real property and public utility property. Real property tax revenues received in calendar year 2020 represent the collection of calendar year 2019 taxes. Real property taxes received in calendar year 2020 were levied after April 1, 2019, on the assessed values as of January 1, 2019, the lien date. Assessed values for real property taxes are established by State statute at 35 percent of appraised fair value. Real property taxes are payable annually or semiannually. If paid annually, payment is due December 31; if paid semiannually, the first payment is due December 31, with the remainder payable by June 20. Under certain circumstances, State statute permits alternate payment dates to be established. Public utility property tax revenues received in calendar year 2020 represent the collection of calendar year 2019 taxes. Public utility real and personal property taxes received in calendar year 2020 became a lien on December 31, 2018, were levied after April 1, 2019, and are collected with real property taxes. Public utility real property is assessed at 35 percent of true value; public utility tangible personal property is currently assessed at varying percentages of true value.

The District receives property taxes from Portage County. The County Auditor periodically advances to the District its portion of the taxes collected. Second-half real property tax payments collected by the County by June 30, 2020, are available to finance fiscal year 2020 operations. The amount available as an advance at June 30, 2020 was \$745,805 in the general fund and \$82,053 in the bond retirement fund, a nonmajor governmental fund. This amount is recorded as revenue. The amount available for advance at June 30, 2019 was \$822,941 in the general fund and \$72,702 in the bond retirement fund, a nonmajor governmental fund. The amount of second-half real property taxes available for advance at fiscal year-end can vary based on the date the tax bills are sent.

Accrued property taxes receivable includes real property, public utility property and delinquent tangible personal property taxes which are measurable as of June 30, 2020 and for which there is an enforceable legal claim. Although total property tax collections for the next fiscal year are measurable, only the amount of real property taxes available as an advance at June 30 was levied to finance current fiscal year operations and is reported as revenue at fiscal year-end. The portion of the receivable not levied to finance current fiscal year operations is offset by a credit to deferred inflows.

On the accrual basis of accounting, collectible delinquent property taxes have been recorded as a receivable and revenue, while on a modified accrual basis of accounting the revenue has been reported as a deferred inflow.

**JAMES A. GARFIELD LOCAL SCHOOL DISTRICT  
PORTAGE COUNTY, OHIO**

NOTES TO THE BASIC FINANCIAL STATEMENTS  
FOR THE FISCAL YEAR ENDED JUNE 30, 2020

**NOTE 6 - PROPERTY TAXES - (Continued)**

The assessed values upon which the fiscal year 2020 taxes were collected are:

	2019 Second Half Collections		2020 First Half Collections	
	<u>Amount</u>	<u>Percent</u>	<u>Amount</u>	<u>Percent</u>
Agricultural/residential and other real estate	\$ 181,756,180	95.71	\$ 183,055,860	95.49
Public utility personal	<u>8,140,150</u>	<u>4.29</u>	<u>8,654,230</u>	<u>4.51</u>
Total	<u>\$ 189,896,330</u>	<u>100.00</u>	<u>\$ 191,710,090</u>	<u>100.00</u>
Tax rate per \$1,000 of assessed valuation	\$ 64.35		\$ 59.53	

**NOTE 7 - INCOME TAXES**

The District levies a voted income tax of one and one-half percent on the earned income of residents for general operations of the District. The income tax became effective on January 1, 2019 and is in effect until December 31, 2028. Employers of residents are required to withhold income tax on employee compensation and then remit that income tax to the State, and taxpayers are required to file an annual return. The State makes quarterly distributions to the District after withholding amounts for administrative fees and estimated refunds. Income tax revenue is credited to the general fund and amounted to \$2,052,190 on the governmental fund financial statements for fiscal year 2020.

**NOTE 8 - RECEIVABLES**

Receivables at June 30, 2020 consisted of property taxes, income taxes, accounts and intergovernmental grants. All receivables are considered collectible in full due to the ability to foreclose for the nonpayment of taxes, the stable condition of State programs and the current year guarantee of federal funds. A summary of the principal items of receivables reported on the statement of net position follows:

<b>Governmental activities:</b>	
Property taxes	\$ 4,200,163
Income taxes	819,749
Accounts	3,397
Intergovernmental	<u>239,097</u>
Total	<u>\$ 5,262,406</u>

Receivables have been disaggregated on the face of the basic financial statements. All receivables are expected to be collected within subsequent years.

**JAMES A. GARFIELD LOCAL SCHOOL DISTRICT  
PORTAGE COUNTY, OHIO**

NOTES TO THE BASIC FINANCIAL STATEMENTS  
FOR THE FISCAL YEAR ENDED JUNE 30, 2020

**NOTE 9 - CAPITAL ASSETS**

Capital asset activity for the fiscal year ended June 30, 2020, was as follows:

	Balance			Balance
	<u>06/30/19</u>	<u>Additions</u>	<u>Deductions</u>	<u>06/30/20</u>
<i>Capital assets, not being depreciated:</i>				
Land	\$ 137,302	\$ -	\$ -	\$ 137,302
Total capital assets, not being depreciated	<u>137,302</u>	<u>-</u>	<u>-</u>	<u>137,302</u>
<i>Capital assets, being depreciated:</i>				
Land improvements	492,802	-	-	492,802
Buildings and improvements	14,998,930	-	-	14,998,930
Furniture, fixtures and equipment	1,212,573	72,154	(11,820)	1,272,907
Vehicles	<u>1,168,102</u>	<u>90,934</u>	<u>(63,288)</u>	<u>1,195,748</u>
Total capital assets, being depreciated	<u>17,872,407</u>	<u>163,088</u>	<u>(75,108)</u>	<u>17,960,387</u>
<i>Less: accumulated depreciation</i>				
Land improvements	(310,438)	(22,878)	-	(333,316)
Buildings and improvements	(5,922,904)	(295,508)	-	(6,218,412)
Furniture, fixtures and equipment	(935,189)	(76,307)	11,551	(999,945)
Vehicles	<u>(838,723)</u>	<u>(65,091)</u>	<u>62,720</u>	<u>(841,094)</u>
Total accumulated depreciation	<u>(8,007,254)</u>	<u>(459,784)</u>	<u>74,271</u>	<u>(8,392,767)</u>
Total capital assets being depreciated, net	<u>9,865,153</u>	<u>(296,696)</u>	<u>(837)</u>	<u>9,567,620</u>
Governmental activities capital assets, net	<u>\$ 10,002,455</u>	<u>\$ (296,696)</u>	<u>\$ (837)</u>	<u>\$ 9,704,922</u>

Depreciation expense was charged to governmental functions as follows:

Instruction:

Regular	\$ 285,701
Special	7,447

Support services:

Pupil	1,088
Instructional staff	11,015
Administration	24,149
Fiscal	396
Operations and maintenance	47,692
Pupil transportation	64,450
Extracurricular	2,086
Food service operations	<u>15,760</u>
Total depreciation expense	<u>\$ 459,784</u>

**JAMES A. GARFIELD LOCAL SCHOOL DISTRICT  
PORTAGE COUNTY, OHIO**

NOTES TO THE BASIC FINANCIAL STATEMENTS  
FOR THE FISCAL YEAR ENDED JUNE 30, 2020

**NOTE 10 - CAPITALIZED LEASES - LESSEE DISCLOSURE**

The District has entered into capitalized leases for copier equipment. These lease agreements met the criteria of a capital lease as defined by generally accepted accounting principles, which defines a capital lease generally as one which transfers benefits and risks of ownership to the lessee. Capital lease payments have been reclassified and are reflected as debt service expenditures in the financial statements for the governmental funds. These expenditures are reported as function expenditures on the budgetary statements.

Capital assets consisting of office equipment have been capitalized in the amount of \$70,450. This amount represents the present value of the minimum lease payments at the time of acquisition. A corresponding liability is recorded in the government-wide financial statements. Accumulated depreciation as of June 30, 2020 was \$66,801, leaving a current book value of \$3,649. Principal payments in fiscal year 2020 totaled \$18,535 paid by the general fund.

The following is a schedule of the future long-term minimum lease payments required under the capital lease and the present value of the future minimum lease payments as of June 30, 2020:

<u>Fiscal Year Ending June 30,</u>	<u>Amount</u>
2021	\$ 3,183
Total	3,183
Less: amount representing interest	<u>(17)</u>
Present value of minimum lease payments	<u>\$ 3,166</u>

**NOTE 11 - LONG-TERM OBLIGATIONS**

A. During the fiscal year 2020, the following changes occurred in governmental activities long-term obligations.

	<u>Balance</u>		<u>Balance</u>	<u>Amounts</u>
	<u>06/30/19</u>	<u>Additions</u>	<u>06/30/20</u>	<u>Due in</u>
				<u>One Year</u>
General obligation bonds	\$ 2,410,000	\$ -	\$ (385,000)	\$ 395,000
Capital lease obligation	21,701	-	(18,535)	3,166
Lease purchase obligation	320,000	-	(105,000)	105,000
Net pension liability	15,594,939	-	(576,261)	-
Net OPEB liability	1,674,397	-	(221,175)	-
Compensated absences	741,585	66,632	(59,063)	77,859
Total	<u>\$ 20,762,622</u>	<u>\$ 66,632</u>	<u>\$ (1,365,034)</u>	<u>\$ 581,025</u>

Compensated absences: Compensated absences will be paid from the fund from which the employees' salaries are paid which, for the District, is primarily the general fund.

Capital lease obligation: The capital lease obligation will be paid from the general fund. See Note 10 for details.

**JAMES A. GARFIELD LOCAL SCHOOL DISTRICT  
PORTAGE COUNTY, OHIO**

NOTES TO THE BASIC FINANCIAL STATEMENTS  
FOR THE FISCAL YEAR ENDED JUNE 30, 2020

**NOTE 11 - LONG-TERM OBLIGATIONS - (Continued)**

*Net pension liability:* See Note 14 for detail on the District's net pension liability. The District pays obligations related to employee compensation from the fund benefitting from their service, which, for the District, is primarily the general fund.

*Net OPEB liability/asset:* See Note 15 for detail on the District's net OPEB liability/asset. The District pays obligations related to employee compensation from the fund benefitting from their service, which, for the District, is primarily the general fund.

- B.** On December 2, 2016, the District issued general obligation bonds (series 2016 refunding bonds) to currently refund the outstanding balance of the series 2007 current interest general obligation bonds. The issuance proceeds of \$3,165,000, plus a District contribution of \$11,253, were placed in an escrow account used to redeem the outstanding balance of the 2007 current interest general obligation bonds on January 3, 2017.

The refunding issue is comprised of current interest bonds, par value \$3,165,000. The interest rate on the current interest bonds ranges from 1.07%-2.14%.

The net carrying amount of the old debt exceeded the reacquisition price by \$42,422. This amount is being netted against the new debt and amortized over the remaining life of the refunded debt.

Interest payments on the current interest bonds are due June 1 and December 1 each year. The final maturity stated on the issue is December 1, 2024.

The following is a summary of the future debt service requirements to maturity for the 2016 series refunding bonds:

Fiscal Year Ending June 30,	Current Interest Bonds		
	Principal	Interest	Total
2021	\$ 395,000	\$ 33,658	\$ 428,658
2022	395,000	27,378	422,378
2023	400,000	20,579	420,579
2024	415,000	13,013	428,013
2025	420,000	4,494	424,494
Total	<u>\$ 2,025,000</u>	<u>\$ 99,122</u>	<u>\$ 2,124,122</u>

- C.** On December 2, 2016, the District entered into a lease-purchase agreement with Huntington National Bank in the amount of \$520,000. The proceeds of the lease-purchase agreement are being used for various improvements to District buildings and the stadium. The lease-purchase agreement bears an interest rate of 2.10% and matures on December 1, 2021. Payments on this obligation are made from the general fund.

The following is a summary of the future debt service requirements to maturity for the lease-purchase agreement:

Fiscal Year Ending June 30,	Lease Purchase Agreement		
	Principal	Interest	Total
2021	\$ 105,000	\$ 3,413	\$ 108,413
2022	110,000	1,155	111,155
Total	<u>\$ 215,000</u>	<u>\$ 4,568</u>	<u>\$ 219,568</u>



**JAMES A. GARFIELD LOCAL SCHOOL DISTRICT  
PORTAGE COUNTY, OHIO**

NOTES TO THE BASIC FINANCIAL STATEMENTS  
FOR THE FISCAL YEAR ENDED JUNE 30, 2020

**NOTE 11 - LONG-TERM OBLIGATIONS - (Continued)**

**D. Legal Debt Margin**

The Ohio Revised Code provides that voted net general obligation debt of the District shall never exceed 9% of the total assessed valuation of the District. The code further provides that unvoted indebtedness shall not exceed 1/10 of 1% of the property valuation of the District. The code additionally states that unvoted indebtedness related to energy conservation debt shall not exceed 9/10 of 1% of the property valuation of the District. The assessed valuation used in determining the District's legal debt margin has been modified by House Bill 530 which became effective March 30, 2006. In accordance with House Bill 530, the assessed valuation used in the District's legal debt margin calculation excluded tangible personal property used in business, telephone or telegraph property, interexchange telecommunications company property, and personal property owned or leased by a railroad company and used in railroad operations. The effects of these debt limitations at June 30, 2020, are a voted debt margin of \$15,537,168 (including available funds of \$308,260) and an unvoted debt margin of \$191,710.

**NOTE 12 - OTHER EMPLOYEE BENEFITS**

**A. Compensated Absences**

The criteria for determining vacation and sick leave benefits are derived from negotiated agreements and State laws. Classified employees earn ten to twenty days of vacation per year, depending upon length of service. Accumulated unused vacation time is paid to classified employees upon termination of employment. Teachers do not earn vacation time.

Each employee earns sick leave at the rate of one and one-fourth days per month. Upon retirement, payment is made for thirty percent of the total sick leave accumulation, up to a maximum accumulation of seventy-five days for both certificated and classified employees. An employee receiving such payment must meet the retirement provisions set by the State Teachers Retirement System of Ohio (STRS Ohio) and the School Employees Retirement System (SERS).

**B. Group Health and Dental Insurance**

Health, life, vision and dental and other group insurance is offered to employees as a fringe benefit. Employer and employee contributions to premium are determined by negotiated agreements with employee labor unions. Currently, all coverage is 90% Board paid, while the remaining 10% is paid by the employee.

**C. Early Retirement Incentive**

The District offers an early retirement incentive plan for certified and classified employees. The employee must have ten or more full years of continuous full-time service with the District since the most recent date of employment or reemployment and must be in an active state of employment at the time of retirement.

For certified employees, the amount of the retirement incentive is a one-time payment of \$25,000 to be made by January 31 of the year following retirement. An employee who elects not to retire by July 1<sup>st</sup> of the year in which the employee achieves unreduced retirement service credit eligibility shall thereafter be ineligible for the retirement incentive bonus. One certified employee took the retirement incentive during fiscal year 2020.

**JAMES A. GARFIELD LOCAL SCHOOL DISTRICT  
PORTAGE COUNTY, OHIO**

NOTES TO THE BASIC FINANCIAL STATEMENTS  
FOR THE FISCAL YEAR ENDED JUNE 30, 2020

**NOTE 12 - OTHER EMPLOYEE BENEFITS - (Continued)**

For classified employees, the amount of the retirement incentive bonus is a one-time payment equal to one third of the employee's previous year's pay to be made by January 31 of the year following retirement. One classified employee took the retirement incentive during fiscal year 2020.

**NOTE 13 - RISK MANAGEMENT**

**A. Comprehensive**

The District participates in the Portage County School Consortium (the "Consortium"), which is a cooperative entity among 24 educational-service providers formed in 1981 to facilitate effective risk management and to share the cost of providing various insurance coverages and employee benefits. The Health and Welfare Trust is organized under the provisions of Section 501(c) (9) of the Internal Revenue Code. Its purpose is to facilitate the management of risks associated with providing employee benefits coverage such as health insurance, disability insurance and life insurance. A third party administrator is retained by the consortium to facilitate the operation of the Health and Welfare Trust. The District pays all insurance premiums directly to the consortium. The insurance agreement with the Consortium also provides that the Consortium will reinsure through commercial companies for claims over \$250,000 per employee. Although the District does not participate in the day-to-day management of the Consortium, one of its administrators serves as a trustee of the Consortium's governing board, as provided in the Consortium's enabling authority. Although the District recognizes that it retains a contingent liability to provide insurance coverage should the assets of the Consortium become depleted, it is the opinion of management that the assets of the Consortium are sufficient to meet its claims.

The District is exposed to various risks of loss related to torts; theft of, damage to, and destruction of assets; errors and omissions; and natural disasters.

For fiscal year 2020, the District participated in the Ohio School Plan ("the Plan"), an insurance purchasing pool. Each participant enters into an individual agreement with the Plan for insurance coverage and pays annual premiums to the Plan based on the types and limits of coverage and deductibles selected by the participant.

Settled claims have not exceeded this commercial coverage in any of the past three years, and there has been no significant reduction in insurance coverage from the prior fiscal year.

**B. Workers' Compensation**

Workers' compensation coverage is provided by the State of Ohio. The District pays the Bureau of Workers' Compensation a premium based on a rate per \$100 of salaries. This rate is calculated based on accident history and administrative costs.

**NOTE 14 - DEFINED BENEFIT PENSION PLANS**

***Net Pension Liability***

The net pension liability reported on the statement of net position represents a liability to employees for pensions. Pensions are a component of exchange transactions—between an employer and its employees—of salaries and benefits for employee services. Pensions are provided to an employee—on a deferred-payment basis—as part of the total compensation package offered by an employer for employee services each financial period. The obligation to sacrifice resources for pensions is a present obligation because it was created as a result of employment exchanges that already have occurred.

**JAMES A. GARFIELD LOCAL SCHOOL DISTRICT  
PORTAGE COUNTY, OHIO**

NOTES TO THE BASIC FINANCIAL STATEMENTS  
FOR THE FISCAL YEAR ENDED JUNE 30, 2020

**NOTE 14 - DEFINED BENEFIT PENSION PLANS - (Continued)**

The net pension liability represents the District’s proportionate share of each pension plan’s collective actuarial present value of projected benefit payments attributable to past periods of service, net of each pension plan’s fiduciary net position. The net pension liability calculation is dependent on critical long-term variables, including estimated average life expectancies, earnings on investments, cost of living adjustments and others. While these estimates use the best information available, unknowable future events require adjusting this estimate annually.

The Ohio Revised Code limits the District’s obligation for this liability to annually required payments. The District cannot control benefit terms or the manner in which pensions are financed; however, the District does receive the benefit of employees’ services in exchange for compensation including pension.

GASB 68 assumes the liability is solely the obligation of the employer, because (1) they benefit from employee services; and (2) State statute requires all funding to come from these employers. All contributions to date have come solely from these employers (which also includes costs paid in the form of withholdings from employees). State statute requires the pension plans to amortize unfunded liabilities within 30 years. If the amortization period exceeds 30 years, each pension plan’s board must propose corrective action to the State legislature. Any resulting legislative change to benefits or funding could significantly affect the net pension liability. Resulting adjustments to the net pension liability would be effective when the changes are legally enforceable.

The proportionate share of each plan’s unfunded benefits is presented as a long-term *net pension liability* on the accrual basis of accounting. Any liability for the contractually-required pension contribution outstanding at the end of the year is included in pension and postemployment obligation payable on both the accrual and modified accrual bases of accounting.

***Plan Description - District Employees Retirement System (SERS)***

Plan Description - The District’s non-teaching employees participate in SERS, a cost-sharing multiple-employer defined benefit pension plan administered by SERS. SERS provides retirement, disability and survivor benefits, annual cost-of-living adjustments, and death benefits to plan members and beneficiaries. Authority to establish and amend benefits is provided by Ohio Revised Code Chapter 3309. SERS issues a publicly available, stand-alone financial report that includes financial statements, required supplementary information and detailed information about SERS’ fiduciary net position. That report can be obtained by visiting the SERS website at [www.ohsers.org](http://www.ohsers.org) under Employers/Audit Resources.

Age and service requirements for retirement are as follows:

	Eligible to Retire on or before August 1, 2017 *	Eligible to Retire after August 1, 2017
Full benefits	Age 65 with 5 years of services credit; or Any age with 30 years of service credit	Age 67 with 10 years of service credit; or Age 57 with 30 years of service credit
Actuarially reduced benefits	Age 60 with 5 years of service credit; or Age 55 with 25 years of service credit	Age 62 with 10 years of service credit; or Age 60 with 25 years of service credit

\* Members with 25 years of service credit as of August 1, 2017 will be included in this plan.

Annual retirement benefits are calculated based on final average salary multiplied by a percentage that varies based on years of service; 2.2% for the first thirty years of service and 2.5% for years of service credit over 30. Final average salary is the average of the highest three years of salary.

**JAMES A. GARFIELD LOCAL SCHOOL DISTRICT  
PORTAGE COUNTY, OHIO**

NOTES TO THE BASIC FINANCIAL STATEMENTS  
FOR THE FISCAL YEAR ENDED JUNE 30, 2020

**NOTE 14 - DEFINED BENEFIT PENSION PLANS - (Continued)**

Effective January 1, 2018, SERS cost-of-living adjustment (COLA) changed from a fixed 3% annual increase to one based on the Consumer Price Index (CPI-W) with a cap of 2.5% and a floor of 0%. SERS also has the authority to award or suspend the COLA, or to adjust the COLA above or below CPI-W. SERS suspended the COLA increases for 2018, 2019 and 2020 for current retirees, and confirmed their intent to implement a four-year waiting period for the state of a COLA for future retirees.

Funding Policy - Plan members are required to contribute 10% of their annual covered salary and the District is required to contribute 14% of annual covered payroll. The contribution requirements of plan members and employers are established and may be amended by the SERS' Retirement Board up to statutory maximum amounts of 10% for plan members and 14% for employers. The Retirement Board, acting with the advice of the actuary, allocates the employer contribution rate among four of the System's funds (Pension Trust Fund, Death Benefit Fund, Medicare B Fund, and Health Care Fund). For the fiscal year ended June 30, 2020, the allocation to pension, death benefits, and Medicare B was 14.0%.

The District's contractually required contribution to SERS was \$266,256 for fiscal year 2020. Of this amount, \$22,051 is reported as pension and postemployment obligation payable.

***Plan Description - State Teachers Retirement System (STRS)***

Plan Description - Licensed teachers participate in STRS Ohio, a cost-sharing multiple-employer public employee retirement system administered by STRS. STRS provides retirement and disability benefits to members and death and survivor benefits to beneficiaries. STRS issues a stand-alone financial report that includes financial statements, required supplementary information and detailed information about STRS' fiduciary net position. That report can be obtained by writing to STRS, 275 E. Broad St., Columbus, OH 43215-3771, by calling (888) 227-7877, or by visiting the STRS website at [www.strsoh.org](http://www.strsoh.org).

New members have a choice of three retirement plans; a Defined Benefit (DB) Plan, a Defined Contribution (DC) Plan and a Combined Plan. Benefits are established by Ohio Revised Code Chapter 3307. The DB Plan offers an annual retirement allowance based on final average salary multiplied by a percentage that varies based on years of service. Effective August 1, 2015, the calculation will be 2.2% of final average salary for the five highest years of earnings multiplied by all years of service. Effective July 1, 2017, the cost-of-living adjustment was reduced to zero. Members are eligible to retire at age 60 with five years of qualifying service credit, or age 55 with 28 years of service, or 33 years of service regardless of age. Eligibility changes will be phased in until August 1, 2026, when retirement eligibility for unreduced benefits will be five years of service credit and age 65, or 35 years of service credit and at least age 60.

The DC Plan allows members to place all their member contributions and 9.53% of the 14% employer contributions into an investment account. Investment allocation decisions are determined by the member. The remaining 4.47% of the 14% employer rate is allocated to the defined benefit unfunded liability. A member is eligible to receive a retirement benefit at age 50 and termination of employment. The member may elect to receive a lifetime monthly annuity or a lump sum withdrawal.

The Combined Plan offers features of both the DB Plan and the DC Plan. In the Combined Plan, 12% of the 14% member rate goes to the DC Plan and the remaining 2% is applied to the DB Plan. Member contributions to the DC Plan are allocated among investment choices by the member, and contributions to the DB Plan from the employer and the member are used to fund the defined benefit payment at a reduced level from the regular DB Plan. The defined benefit portion of the Combined Plan payment is payable to a member on or after age 60 with five years of service. The defined contribution portion of the account may be taken as a lump sum payment or converted to a lifetime monthly annuity after termination of employment at age 50 or later.

**JAMES A. GARFIELD LOCAL SCHOOL DISTRICT  
PORTAGE COUNTY, OHIO**

NOTES TO THE BASIC FINANCIAL STATEMENTS  
FOR THE FISCAL YEAR ENDED JUNE 30, 2020

**NOTE 14 - DEFINED BENEFIT PENSION PLANS - (Continued)**

New members who choose the DC Plan or Combined Plan will have another opportunity to reselect a permanent plan during their fifth year of membership. Members may remain in the same plan or transfer to another STRS plan. The optional annuitization of a member's defined contribution account or the defined contribution portion of a member's Combined Plan account to a lifetime benefit results in STRS bearing the risk of investment gain or loss on the account. STRS has therefore included all three plan options as one defined benefit plan for GASB 68 reporting purposes.

A DB or Combined Plan member with five or more years of credited service who is determined to be disabled may qualify for a disability benefit. Eligible survivors of members who die before service retirement may qualify for monthly benefits. New members on or after July 1, 2013, must have at least ten years of qualifying service credit to apply for disability benefits. Members in the DC Plan who become disabled are entitled only to their account balance. If a member of the DC Plan dies before retirement benefits begin, the member's designated beneficiary is entitled to receive the member's account balance.

Funding Policy - Employer and member contribution rates are established by the State Teachers Retirement Board and limited by Chapter 3307 of the Ohio Revised Code. For fiscal year 2020, plan members were required to contribute 14% of their annual covered salary. The District was required to contribute 14%; the entire 14% was the portion used to fund pension obligations. The fiscal year 2020 contribution rates were equal to the statutory maximum rates.

The District's contractually required contribution to STRS was \$869,524 for fiscal year 2020. Of this amount, \$150,570 is reported as pension and postemployment obligation payable.

***Pension Liabilities, Pension Expense, and Deferred Outflows of Resources and Deferred Inflows of Resources Related to Pensions***

The net pension liability was measured as of June 30, 2019, and the total pension liability used to calculate the net pension liability was determined by an actuarial valuation as of that date. The District's proportion of the net pension liability was based on the District's share of contributions to the pension plan relative to the projected contributions of all participating entities.

Following is information related to the proportionate share and pension expense:

	SERS	STRS	Total
Proportion of the net pension liability prior measurement date	0.05931190%	0.05547650%	
Proportion of the net pension liability current measurement date	<u>0.05605280%</u>	<u>0.05274817%</u>	
Change in proportionate share	<u>-0.00325910%</u>	<u>-0.00272833%</u>	
Proportionate share of the net pension liability	\$ 3,353,737	\$ 11,664,941	\$ 15,018,678
Pension expense	\$ 513,485	\$ 1,482,270	\$ 1,995,755

**JAMES A. GARFIELD LOCAL SCHOOL DISTRICT  
PORTAGE COUNTY, OHIO**

NOTES TO THE BASIC FINANCIAL STATEMENTS  
FOR THE FISCAL YEAR ENDED JUNE 30, 2020

**NOTE 14 - DEFINED BENEFIT PENSION PLANS - (Continued)**

At June 30, 2020, the District reported deferred outflows of resources and deferred inflows of resources related to pensions from the following sources:

	<u>SERS</u>	<u>STRS</u>	<u>Total</u>
<b>Deferred outflows of resources</b>			
Differences between expected and actual experience	\$ 85,042	\$ 94,972	\$ 180,014
Changes of assumptions		1,370,273	1,370,273
Difference between employer contributions and proportionate share of contributions/ change in proportionate share	8,322	138,815	147,137
Contributions subsequent to the measurement date	<u>266,256</u>	<u>869,524</u>	<u>1,135,780</u>
Total deferred outflows of resources	<u>\$ 359,620</u>	<u>\$ 2,473,584</u>	<u>\$ 2,833,204</u>
<b>Deferred inflows of resources</b>			
Differences between expected and actual experience	\$ -	\$ 50,494	\$ 50,494
Net difference between projected and actual earnings on pension plan investments	43,045	570,121	613,166
Difference between employer contributions and proportionate share of contributions/ change in proportionate share	<u>123,912</u>	<u>497,021</u>	<u>620,933</u>
Total deferred inflows of resources	<u>\$ 166,957</u>	<u>\$ 1,117,636</u>	<u>\$ 1,284,593</u>

\$1,135,780 reported as deferred outflows of resources related to pension resulting from District contributions subsequent to the measurement date will be recognized as a reduction of the net pension liability in the year ending June 30, 2021.

Other amounts reported as deferred outflows of resources and deferred inflows of resources related to pension will be recognized in pension expense as follows:

	<u>SERS</u>	<u>STRS</u>	<u>Total</u>
Fiscal Year Ending June 30:			
2021	\$ 18,246	\$ 619,303	\$ 637,549
2022	(113,390)	85,368	(28,022)
2023	(2,864)	(175,062)	(177,926)
2024	<u>24,415</u>	<u>(43,185)</u>	<u>(18,770)</u>
Total	<u>\$ (73,593)</u>	<u>\$ 486,424</u>	<u>\$ 412,831</u>

**JAMES A. GARFIELD LOCAL SCHOOL DISTRICT  
PORTAGE COUNTY, OHIO**

NOTES TO THE BASIC FINANCIAL STATEMENTS  
FOR THE FISCAL YEAR ENDED JUNE 30, 2020

**NOTE 14 - DEFINED BENEFIT PENSION PLANS - (Continued)**

*Actuarial Assumptions - SERS*

SERS' total pension liability was determined by their actuaries in accordance with GASB Statement No. 67, as part of their annual actuarial valuation for each defined benefit retirement plan. Actuarial valuations of an ongoing plan involve estimates of the value of reported amounts (e.g., salaries, credited service) and assumptions about the probability of occurrence of events far into the future (e.g., mortality, disabilities, retirements, employment termination). Actuarially determined amounts are subject to continual review and potential modifications, as actual results are compared with past expectations and new estimates are made about the future.

Projections of benefits for financial reporting purposes are based on the substantive plan (the plan as understood by the employers and plan members) and include the types of benefits provided at the time of each valuation and the historical pattern of sharing benefit costs between the employers and plan members to that point. The projection of benefits for financial reporting purposes does not explicitly incorporate the potential effects of legal or contractual funding limitations.

Actuarial calculations reflect a long-term perspective. For a newly hired employee, actuarial calculations will take into account the employee's entire career with the employer and also take into consideration the benefits, if any, paid to the employee after termination of employment until the death of the employee and any applicable contingent annuitant. In many cases actuarial calculations reflect several decades of service with the employer and the payment of benefits after termination.

Key methods and assumptions used in calculating the total pension liability in the latest actuarial valuation, prepared as of June 30, 2019, are presented below:

Wage inflation	3.00%
Future salary increases, including inflation	3.50% to 18.20%
COLA or ad hoc COLA	2.50%
Investment rate of return	7.50% net of investments expense, including inflation
Actuarial cost method	Entry age normal (level percent of payroll)

For 2019, the mortality rates were based on the RP-2014 Blue Collar Mortality Table with fully generational projection and a five-year age set-back for both males and females. Mortality among service retired members, and beneficiaries were based upon the RP-2014 Blue Collar Mortality Table with fully generational projection with Scale BB, 120% of male rates, and 110% of female rates. Mortality among disabled members was based upon the RP-2000 Disabled Mortality Table, 90% for male rates and 100% for female rates, set back five years is used for the period after disability retirement.

The most recent experience study was completed for the five year period ended June 30, 2015.

The long-term return expectation for the Pension Plan Investments has been determined using a building-block approach and assumes a time horizon, as defined in SERS' *Statement of Investment Policy*. A forecasted rate of inflation serves as the baseline for the return expectation. Various real return premiums over the baseline inflation rate have been established for each asset class. The long-term expected nominal rate of return has been determined by calculating a weighted average of the expected real return premiums for each asset class, adding the projected inflation rate, and adding the expected return from rebalancing uncorrelated asset classes.

**JAMES A. GARFIELD LOCAL SCHOOL DISTRICT  
PORTAGE COUNTY, OHIO**

NOTES TO THE BASIC FINANCIAL STATEMENTS  
FOR THE FISCAL YEAR ENDED JUNE 30, 2020

**NOTE 14 - DEFINED BENEFIT PENSION PLANS - (Continued)**

The target allocation and best estimates of arithmetic real rates of return for each major assets class are summarized in the following table:

Asset Class	Target Allocation	Long-Term Expected Real Rate of Return
Cash	1.00 %	0.50 %
US Equity	22.50	4.75
International Equity	22.50	7.00
Fixed Income	19.00	1.50
Private Equity	10.00	8.00
Real Assets	15.00	5.00
Multi-Asset Strategies	10.00	3.00
Total	<u>100.00 %</u>	

**Discount Rate** - The total pension liability was calculated using the discount rate of 7.50%. The projection of cash flows used to determine the discount rate assumed the contributions from employers and from the members would be computed based on contribution requirements as stipulated by State statute. Projected inflows from investment earning were calculated using the long-term assumed investment rate of return (7.50%). Based on those assumptions, the plan's fiduciary net position was projected to be available to make all future benefit payments of current plan members. Therefore, the long-term expected rate of return on pension plan investments was applied to all periods of projected benefits to determine the total pension liability.

**Sensitivity of the District's Proportionate Share of the Net Pension Liability to Changes in the Discount Rate** - Net pension liability is sensitive to changes in the discount rate, and to illustrate the potential impact the following table presents the net pension liability calculated using the discount rate of 7.50%, as well as what each plan's net pension liability would be if it were calculated using a discount rate that is one percentage point lower (6.50%), or one percentage point higher (8.50%) than the current rate.

	1% Decrease	Current Discount Rate	1% Increase
District's proportionate share of the net pension liability	\$ 4,699,785	\$ 3,353,737	\$ 2,224,908

**Actuarial Assumptions - STRS**

Key methods and assumptions used in the latest actuarial valuation, reflecting experience study results used in the July 1, 2019, actuarial valuation are presented below:

	July 1, 2019
Inflation	2.50%
Projected salary increases	12.50% at age 20 to 2.50% at age 65
Investment rate of return	7.45%, net of investment expenses, including inflation
Payroll increases	3.00%
Cost-of-living adjustments (COLA)	0.00%



**JAMES A. GARFIELD LOCAL SCHOOL DISTRICT  
PORTAGE COUNTY, OHIO**

NOTES TO THE BASIC FINANCIAL STATEMENTS  
FOR THE FISCAL YEAR ENDED JUNE 30, 2020

**NOTE 14 - DEFINED BENEFIT PENSION PLANS - (Continued)**

For the July 1, 2019, actuarial valuation, post-retirement mortality rates for healthy retirees are based on the RP-2014 Annuitant Mortality Table with 50% of rates through age 69, 70% of rates between ages 70 and 79, 90% of rates between ages 80 and 84, and 100% of rates thereafter, projected forward generationally using mortality improvement scale MP-2016. Post-retirement disabled mortality rates are based on the RP-2014 Disabled Mortality Table with 90% of rates for males and 100% of rates for females, projected forward generationally using mortality improvement scale MP-2016. Pre-retirement mortality rates are based on RP-2014 Employee Mortality Table, projected forward generationally using mortality improvement scale MP-2016.

Actuarial assumptions used in the July 1, 2019 valuation are based on the results of an actuarial experience study for the period July 1, 2011 through June 30, 2016.

STRS Ohio's investment consultant develops an estimate range for the investment return assumption based on the target allocation adopted by the Retirement Board. The target allocation and long-term expected rate of return for each major asset class are summarized as follows:

Asset Class	Target Allocation*	Long-Term Expected Real Rate of Return **
Domestic Equity	28.00 %	7.35 %
International Equity	23.00	7.55
Alternatives	17.00	7.09
Fixed Income	21.00	3.00
Real Estate	10.00	6.00
Liquidity Reserves	1.00	2.25
Total	<u>100.00 %</u>	

\*Target weights will be phased in over a 24-month period concluding on July 1, 2019.

\*\*10-Year geometric nominal returns, which include the real rate of return and inflation of 2.25% and does not include investment expenses. Over a 30-year period, STRS' investment consultant indicates that the above target allocations should generate a return above the actuarial rate of return, without net value added by management.

**Discount Rate** - The discount rate used to measure the total pension liability was 7.45% as of June 30, 2019. The projection of cash flows used to determine the discount rate assumes member and employer contributions will be made at the statutory contribution rates in accordance with rate increases described above. For this purpose, only employer contributions that are intended to fund benefits of current plan members and their beneficiaries are included. Projected employer contributions that are intended to fund the service costs of future plan members and their beneficiaries, as well as projected contributions from future plan members, are not included. Based on those assumptions, STRS' fiduciary net position was projected to be available to make all projected future benefit payments to current plan members as of June 30, 2019. Therefore, the long-term expected rate of return on pension plan investments of 7.45% was applied to all periods of projected benefit payment to determine the total pension liability as of June 30, 2019.

**JAMES A. GARFIELD LOCAL SCHOOL DISTRICT  
PORTAGE COUNTY, OHIO**

NOTES TO THE BASIC FINANCIAL STATEMENTS  
FOR THE FISCAL YEAR ENDED JUNE 30, 2020

**NOTE 14 - DEFINED BENEFIT PENSION PLANS - (Continued)**

*Sensitivity of the District's Proportionate Share of the Net Pension Liability to Changes in the Discount Rate* - The following table presents the District's proportionate share of the net pension liability calculated using the current period discount rate assumption of 7.45%, as well as what the District's proportionate share of the net pension liability would be if it were calculated using a discount rate that is one-percentage-point lower (6.45%) or one-percentage-point higher (8.45%) than the current rate:

	1% Decrease	Current Discount Rate	1% Increase
District's proportionate share of the net pension liability	\$ 17,047,011	\$ 11,664,941	\$ 7,108,742

**NOTE 15 - DEFINED BENEFIT OPEB PLANS**

*Net OPEB Liability/Asset*

The net OPEB liability/asset reported on the statement of net position represents a liability/asset to employees for OPEB. OPEB is a component of exchange transactions—between an employer and its employees—of salaries and benefits for employee services. OPEB are provided to an employee—on a deferred-payment basis—as part of the total compensation package offered by an employer for employee services each financial period. The obligation to sacrifice resources for OPEB is a present obligation because it was created as a result of employment exchanges that already have occurred.

The net OPEB liability/asset represents the District's proportionate share of each OPEB plan's collective actuarial present value of projected benefit payments attributable to past periods of service, net of each OPEB plan's fiduciary net position. The net OPEB liability/asset calculation is dependent on critical long-term variables, including estimated average life expectancies, earnings on investments, cost of living adjustments and others. While these estimates use the best information available, unknowable future events require adjusting these estimates annually.

The Ohio Revised Code limits the District's obligation for this liability to annually required payments. The District cannot control benefit terms or the manner in which OPEB are financed; however, the District does receive the benefit of employees' services in exchange for compensation including OPEB.

GASB 75 assumes the liability is solely the obligation of the employer, because they benefit from employee services. OPEB contributions come from these employers and health care plan enrollees which pay a portion of the health care costs in the form of a monthly premium. The Ohio Revised Code permits, but does not require, the retirement systems to provide healthcare to eligible benefit recipients. Any change to benefits or funding could significantly affect the net OPEB liability/asset. Resulting adjustments to the net OPEB liability/asset would be effective when the changes are legally enforceable. The retirement systems may allocate a portion of the employer contributions to provide for these OPEB benefits.

The proportionate share of each plan's unfunded/funded benefits is presented as a long-term *net OPEB liability* or *net OPEB asset* on the accrual basis of accounting. Any liability for the contractually-required OPEB contribution outstanding at the end of the year is included in pension and postemployment obligation payable on both the accrual and modified accrual bases of accounting.

**JAMES A. GARFIELD LOCAL SCHOOL DISTRICT  
PORTAGE COUNTY, OHIO**

NOTES TO THE BASIC FINANCIAL STATEMENTS  
FOR THE FISCAL YEAR ENDED JUNE 30, 2020

**NOTE 15 - DEFINED BENEFIT OPEB PLANS - (Continued)**

***Plan Description - District Employees Retirement System (SERS)***

Health Care Plan Description - The District contributes to the SERS Health Care Fund, administered by SERS for non-certificated retirees and their beneficiaries. For GASB 75 purposes, this plan is considered a cost-sharing other postemployment benefit (OPEB) plan. SERS' Health Care Plan provides healthcare benefits to eligible individuals receiving retirement, disability, and survivor benefits, and to their eligible dependents. Members who retire after June 1, 1986, need 10 years of service credit, exclusive of most types of purchased credit, to qualify to participate in SERS' health care coverage. In addition to age and service retirees, disability benefit recipients and beneficiaries who are receiving monthly benefits due to the death of a member or retiree, are eligible for SERS' health care coverage. Most retirees and dependents choosing SERS' health care coverage are over the age of 65 and therefore enrolled in a fully insured Medicare Advantage plan; however, SERS maintains a traditional, self-insured preferred provider organization for its non-Medicare retiree population. For both groups, SERS offers a self-insured prescription drug program. Health care is a benefit that is permitted, not mandated, by statute. The financial report of the Plan is included in the SERS Comprehensive Annual Financial Report which can be obtained on SERS' website at [www.ohsers.org](http://www.ohsers.org) under Employers/Audit Resources.

Access to health care for retirees and beneficiaries is permitted in accordance with Section 3309 of the Ohio Revised Code. The Health Care Fund was established and is administered in accordance with Internal Revenue Code Section 105(e). SERS' Retirement Board reserves the right to change or discontinue any health plan or program. Active employee members do not contribute to the Health Care Plan. The SERS Retirement Board established the rules for the premiums paid by the retirees for health care coverage for themselves and their dependents or for their surviving beneficiaries. Premiums vary depending on the plan selected, qualified years of service, Medicare eligibility, and retirement status.

Funding Policy - State statute permits SERS to fund the health care benefits through employer contributions. Each year, after the allocation for statutorily required pensions and benefits, the Retirement Board may allocate the remainder of the employer contribution of 14% of covered payroll to the Health Care Fund in accordance with the funding policy. For the fiscal year ended June 30, 2020, SERS did not allocate any employer contributions to post-employment health care. An additional health care surcharge on employers is collected for employees earning less than an actuarially determined minimum compensation amount, prorated if less than a full year of service credit was earned. For fiscal year 2020, this amount was \$19,600. Statutes provide that no employer shall pay a health care surcharge greater than 2% of that employer's SERS-covered payroll; nor may SERS collect in aggregate more than 1.5% of the total statewide SERS-covered payroll for the health care surcharge. For fiscal year 2020, the District's surcharge obligation was \$37,559.

The surcharge added to the allocated portion of the 14% employer contribution rate is the total amount assigned to the Health Care Fund. The District's contractually required contribution to SERS was \$37,559 for fiscal year 2020. Of this amount, \$37,559 is reported as pension and postemployment obligation payable.

***Plan Description - State Teachers Retirement System (STRS)***

Plan Description - The State Teachers Retirement System of Ohio (STRS) administers a cost-sharing Health Plan administered for eligible retirees who participated in the defined benefit or combined pension plans offered by STRS. Ohio law authorizes STRS to offer this plan. Benefits include hospitalization, physicians' fees, prescription drugs and partial reimbursement of monthly Medicare Part B premiums. Medicare Part B premium reimbursements will be discontinued effective January 1, 2021. The Plan is included in the report of STRS which can be obtained by visiting [www.strsoh.org](http://www.strsoh.org) or by calling (888) 227-7877.

**JAMES A. GARFIELD LOCAL SCHOOL DISTRICT  
PORTAGE COUNTY, OHIO**

NOTES TO THE BASIC FINANCIAL STATEMENTS  
FOR THE FISCAL YEAR ENDED JUNE 30, 2020

**NOTE 15 - DEFINED BENEFIT OPEB PLANS - (Continued)**

Funding Policy - Ohio Revised Code Chapter 3307 authorizes STRS to offer the Plan and gives the Retirement Board discretionary authority over how much, if any, of the health care costs will be absorbed by STRS. Active employee members do not contribute to the Health Care Plan. Nearly all health care plan enrollees, for the most recent year, pay a portion of the health care costs in the form of a monthly premium. Under Ohio law, funding for post-employment health care may be deducted from employer contributions, currently 14% of covered payroll. For the fiscal year ended June 30, 2020, STRS did not allocate any employer contributions to post-employment health care.

***OPEB Liabilities/Assets, OPEB Expense, and Deferred Outflows of Resources and Deferred Inflows of Resources Related to OPEB***

The net OPEB liability/asset was measured as of June 30, 2019, and the total OPEB liability/asset used to calculate the net OPEB liability/asset was determined by an actuarial valuation as of that date. The District's proportion of the net OPEB liability/asset was based on the District's share of contributions to the respective retirement systems relative to the contributions of all participating entities.

Following is information related to the proportionate share and OPEB expense:

	<u>SERS</u>	<u>STRS</u>	<u>Total</u>
Proportion of the net OPEB liability/asset prior measurement date	0.06035450%	0.05547650%	
Proportion of the net OPEB liability/asset current measurement date	<u>0.05778700%</u>	<u>0.05274817%</u>	
Change in proportionate share	<u>-0.00256750%</u>	<u>-0.00272833%</u>	
Proportionate share of the net OPEB liability	\$ 1,453,222	\$ -	\$ 1,453,222
Proportionate share of the net OPEB asset	\$ -	\$ 873,636	\$ 873,636
OPEB expense	\$ 30,655	\$ (262,646)	\$ (231,991)

At June 30, 2020, the District reported deferred outflows of resources and deferred inflows of resources related to OPEB from the following sources:

	<u>SERS</u>	<u>STRS</u>	<u>Total</u>
<b>Deferred outflows of resources</b>			
Differences between expected and actual experience	\$ 21,333	\$ 79,203	\$ 100,536
Net difference between projected and actual earnings on OPEB plan investments	3,488	-	3,488
Changes of assumptions	106,141	18,363	124,504
Difference between employer contributions and proportionate share of contributions/ change in proportionate share	345	37,410	37,755
Contributions subsequent to the measurement date	<u>37,559</u>	<u>-</u>	<u>37,559</u>
Total deferred outflows of resources	<u>\$ 168,866</u>	<u>\$ 134,976</u>	<u>\$ 303,842</u>

**JAMES A. GARFIELD LOCAL SCHOOL DISTRICT  
PORTAGE COUNTY, OHIO**

NOTES TO THE BASIC FINANCIAL STATEMENTS  
FOR THE FISCAL YEAR ENDED JUNE 30, 2020

**NOTE 15 - DEFINED BENEFIT OPEB PLANS - (Continued)**

	<u>SERS</u>	<u>STRS</u>	<u>Total</u>
<b>Deferred inflows of resources</b>			
Differences between expected and actual experience	\$ 319,263	\$ 44,447	\$ 363,710
Net difference between projected and actual earnings on OPEB plan investments	-	54,871	54,871
Changes of assumptions	81,432	957,841	1,039,273
Difference between employer contributions and proportionate share of contributions/ change in proportionate share	<u>69,337</u>	<u>15,718</u>	<u>85,055</u>
Total deferred inflows of resources	<u>\$ 470,032</u>	<u>\$ 1,072,877</u>	<u>\$ 1,542,909</u>

\$37,559 reported as deferred outflows of resources related to OPEB resulting from District contributions subsequent to the measurement date will be recognized as a reduction of the net OPEB liability/asset in the year ending June 30, 2021.

Other amounts reported as deferred outflows of resources and deferred inflows of resources related to OPEB will be recognized in OPEB expense as follows:

	<u>SERS</u>	<u>STRS</u>	<u>Total</u>
Fiscal Year Ending June 30:			
2021	\$ (98,654)	\$ (203,716)	\$ (302,370)
2022	(54,916)	(203,716)	(258,632)
2023	(53,895)	(181,725)	(235,620)
2024	(54,060)	(174,012)	(228,072)
2025	(52,740)	(174,623)	(227,363)
Thereafter	<u>(24,460)</u>	<u>(109)</u>	<u>(24,569)</u>
Total	<u>\$ (338,725)</u>	<u>\$ (937,901)</u>	<u>\$ (1,276,626)</u>

**Actuarial Assumptions - SERS**

The total OPEB liability is determined by SERS' actuaries in accordance with GASB Statement No. 74, as part of their annual actuarial valuation for each retirement plan. Actuarial valuations of an ongoing plan involve estimates of the value of reported amounts (e.g., salaries, credited service) and assumptions about the probability of occurrence of events far into the future (e.g., mortality, disabilities, retirements, employment terminations). Actuarially determined amounts are subject to continual review and potential modifications, as actual results are compared with past expectations and new estimates are made about the future.

Projections of benefits for financial reporting purposes are based on the substantive plan (the plan as understood by the employers and plan members) and include the types of benefits provided at the time of each valuation and the historical pattern of sharing benefit costs between the employers and plan members to that point. The projection of benefits for financial reporting purposes does not explicitly incorporate the potential effects of legal or contractual funding limitations.

**JAMES A. GARFIELD LOCAL SCHOOL DISTRICT  
PORTAGE COUNTY, OHIO**

NOTES TO THE BASIC FINANCIAL STATEMENTS  
FOR THE FISCAL YEAR ENDED JUNE 30, 2020

**NOTE 15 - DEFINED BENEFIT OPEB PLANS - (Continued)**

Actuarial calculations reflect a long-term perspective. For a newly hired employee, actuarial calculations will take into account the employee's entire career with the employer and also take into consideration the benefits, if any, paid to the employee after termination of employment until the death of the employee and any applicable contingent annuitant. In many cases, actuarial calculations reflect several decades of service with the employer and the payment of benefits after termination.

Key methods and assumptions used in calculating the total OPEB liability in the latest actuarial valuation date of June 30, 2019 are presented below:

Wage inflation	3.00%
Future salary increases, including inflation	3.50% to 18.20%
Investment rate of return	7.50% net of investments expense, including inflation
Municipal bond index rate:	
Measurement date	3.13%
Prior measurement date	3.62%
Single equivalent interest rate, net of plan investment expense, including price inflation:	
Measurement date	3.22%
Prior measurement date	3.70%
Medical trend assumption:	
Measurement date	
Medicare	5.25 to 4.75%
Pre-Medicare	7.00 to 4.75%
Prior measurement date	
Medicare	5.375 to 4.75%
Pre-Medicare	7.25 to 4.75%

Mortality rates were based on the RP-2014 Blue Collar Mortality Table with fully generational projection and Scale BB, 120% of male rates and 110% of female rates. RP-2000 Disabled Mortality Table with 90% for male rates and 100% for female rates set back five years.

The most recent experience study was completed for the five year period ended June 30, 2015.

The long-term expected rate of return on plan assets is reviewed as part of the actuarial five-year experience study. The most recent study covers fiscal years 2010 through 2015, and was adopted by the Board on April 21, 2016. Several factors are considered in evaluating the long-term rate of return assumption including long-term historical data, estimates inherent in current market data, and a log-normal distribution analysis in which best-estimate ranges of expected future real rates of return were developed by the investment consultant for each major asset class. These ranges were combined to produce the long-term expected rate of return, 7.50%, by weighting the expected future real rates of return by the target asset allocation percentage and then adding expected inflation. The capital market assumptions developed by the investment consultant are intended for use over a 10-year horizon and may not be useful in setting the long-term rate of return for funding pension plans which covers a longer timeframe. The assumption is intended to be a long-term assumption and is not expected to change absent a significant change in the asset allocation, a change in the inflation assumption, or a fundamental change in the market that alters expected returns in future years.

**JAMES A. GARFIELD LOCAL SCHOOL DISTRICT  
PORTAGE COUNTY, OHIO**

NOTES TO THE BASIC FINANCIAL STATEMENTS  
FOR THE FISCAL YEAR ENDED JUNE 30, 2020

**NOTE 15 - DEFINED BENEFIT OPEB PLANS - (Continued)**

The target asset allocation and best estimates of arithmetic real rates of return for each major asset class, as used in the June 30, 2015 five-year experience study, are summarized as follows:

Asset Class	Target Allocation	Long-Term Expected Real Rate of Return
Cash	1.00 %	0.50 %
US Equity	22.50	4.75
International Equity	22.50	7.00
Fixed Income	19.00	1.50
Private Equity	10.00	8.00
Real Assets	15.00	5.00
Multi-Asset Strategies	10.00	3.00
Total	<u>100.00 %</u>	

**Discount Rate** - The discount rate used to measure the total OPEB liability at June 30, 2019 was 3.22%. The discount rate used to measure total OPEB liability prior to June 30, 2019 was 3.70%. The projection of cash flows used to determine the discount rate assumed that contributions will be made from members and the System at the state statute contribution rate of 2.00% of projected covered employee payroll each year, which includes a 1.50% payroll surcharge and 0.50% of contributions from the basic benefits plan. Based on these assumptions, the OPEB plan's fiduciary net position was projected to become insufficient to make future benefit payments during the fiscal year ending June 30, 2025. Therefore, the long-term expected rate of return on OPEB plan assets was used to present value the projected benefit payments through the fiscal year ending June 30, 2024 and the Fidelity General Obligation 20-year Municipal Bond Index rate of 3.13%, as of June 30, 2019 (i.e. municipal bond rate), was used to present value the projected benefit payments for the remaining years in the projection. A municipal bond rate of 3.62% was used as of June 30, 2018. The total present value of projected benefit payments from all years was then used to determine the single rate of return that was used as the discount rate. The projection of future benefit payments for all current plan members was until the benefit payments ran out.

**Sensitivity of the District's Proportionate Share of the Net OPEB Liability to Changes in the Discount Rate and Changes in the Health Care Cost Trend Rates** - The net OPEB liability is sensitive to changes in the discount rate and the health care cost trend rate. The following table presents the net OPEB liability of SERS, what SERS' net OPEB liability would be if it were calculated using a discount rate that is 1 percentage point lower (2.22%) and higher (4.22%) than the current discount rate (3.22%). Also shown is what SERS' net OPEB liability would be based on health care cost trend rates that are 1 percentage point lower (6.00% decreasing to 3.75%) and higher (8.00% decreasing to 5.75%) than the current rate.

	1% Decrease	Current Discount Rate	1% Increase
District's proportionate share of the net OPEB liability	\$ 1,763,935	\$ 1,453,222	\$ 1,206,168
	1% Decrease	Current Trend Rate	1% Increase
District's proportionate share of the net OPEB liability	\$ 1,164,325	\$ 1,453,222	\$ 1,836,517

**JAMES A. GARFIELD LOCAL SCHOOL DISTRICT  
PORTAGE COUNTY, OHIO**

NOTES TO THE BASIC FINANCIAL STATEMENTS  
FOR THE FISCAL YEAR ENDED JUNE 30, 2020

**NOTE 15 - DEFINED BENEFIT OPEB PLANS - (Continued)**

*Actuarial Assumptions - STRS*

Key methods and assumptions used in the latest actuarial valuation, reflecting experience study results used in the July 1, 2019, actuarial valuation, compared with July 1, 2018, are presented below:

	July 1, 2019		July 1, 2018	
	Initial	Ultimate	Initial	Ultimate
Inflation	2.50%		2.50%	
Projected salary increases	12.50% at age 20 to 2.50% at age 65		12.50% at age 20 to 2.50% at age 65	
Investment rate of return	7.45%, net of investment expenses, including inflation		7.45%, net of investment expenses, including inflation	
Payroll increases	3.00%		3.00%	
Cost-of-living adjustments (COLA)	0.00%		0.00%	
Discounted rate of return	7.45%		7.45%	
Blended discount rate of return	N/A		N/A	
Health care cost trends				
Medical				
Pre-Medicare	5.87%	4.00%	6.00%	4.00%
Medicare	4.93%	4.00%	5.00%	4.00%
Prescription Drug				
Pre-Medicare	7.73%	4.00%	8.00%	4.00%
Medicare	9.62%	4.00%	-5.23%	4.00%

Projections of benefits include the historical pattern of sharing benefit costs between the employers and retired plan members.

For healthy retirees the mortality rates are based on the RP-2014 Annuitant Mortality Table with 50% of rates through age 69, 70% of rates between ages 70 and 79, 90% of rates between ages 80 and 84, and 100% of rates thereafter, projected forward generationally using mortality improvement scale MP-2016. For disabled retirees, mortality rates are based on the RP-2014 Disabled Mortality Table with 90% of rates for males and 100% of rates for females, projected forward generationally using mortality improvement scale MP-2016.

Actuarial assumptions used in the June 30, 2019 valuation are based on the results of an actuarial experience study for the period July 1, 2011 through June 30, 2016.

**Assumption Changes Since the Prior Measurement Date** - There were no changes in assumptions since the prior measurement date of June 30, 2018.

**Benefit Term Changes Since the Prior Measurement Date** - There was no change to the claims costs process. Claim curves were trended to the fiscal year ending June 30, 2020 to reflect the current price renewals. The non-Medicare subsidy percentage was increased effective January 1, 2020 from 1.944% to 1.984% per year of service. The non-Medicare frozen subsidy base premium was increased effective January 1, 2020. The Medicare subsidy percentages were adjusted effective January 1, 2021 to 2.1% for the Medicare plan. The Medicare Part B monthly reimbursement elimination date was postponed to January 1, 2021.



**JAMES A. GARFIELD LOCAL SCHOOL DISTRICT  
PORTAGE COUNTY, OHIO**

NOTES TO THE BASIC FINANCIAL STATEMENTS  
FOR THE FISCAL YEAR ENDED JUNE 30, 2020

**NOTE 15 - DEFINED BENEFIT OPEB PLANS - (Continued)**

STRS' investment consultant develops an estimate range for the investment return assumption based on the target allocation adopted by the Retirement Board. The target allocation and long-term expected rate of return for each major asset class are summarized as follows:

<u>Asset Class</u>	<u>Target Allocation*</u>	<u>Long-Term Expected Real Rate of Return **</u>
Domestic Equity	28.00 %	7.35 %
International Equity	23.00	7.55
Alternatives	17.00	7.09
Fixed Income	21.00	3.00
Real Estate	10.00	6.00
Liquidity Reserves	1.00	2.25
Total	<u>100.00 %</u>	

\* Target weights will be phased in over a 24-month period concluding on July 1, 2019.

\*\*10-Year geometric nominal returns, which include the real rate of return and inflation of 2.25% and does not include investment expenses. Over a 30-year period, STRS' investment consultant indicates that the above target allocations should generate a return above the actuarial rate of return, without net value added by management.

**Discount Rate** - The discount rate used to measure the total OPEB asset was 7.45% as of June 30, 2019. The projection of cash flows used to determine the discount rate assumes STRS Ohio continues to allocate no employer contributions to the health care fund. Based on these assumptions, the OPEB plan's fiduciary net position was projected to be available to make all projected future benefit payments to current plan members. Therefore, the long-term expected rate of return on health care plan investments of 7.45% was used to measure the total OPEB asset as of June 30, 2019.

**Sensitivity of the District's Proportionate Share of the Net OPEB Asset to Changes in the Discount and Health Care Cost Trend Rate** - The following table represents the net OPEB asset as of June 30, 2019, calculated using the current period discount rate assumption of 7.45%, as well as what the net OPEB asset would be if it were calculated using a discount rate that is one percentage point lower (6.45%) or one percentage point higher (8.45%) than the current assumption. Also shown is the net OPEB asset as if it were calculated using health care cost trend rates that are one percentage point lower or one percentage point higher than the current health care cost trend rates.

	<u>1% Decrease</u>	<u>Current Discount Rate</u>	<u>1% Increase</u>
	District's proportionate share of the net OPEB asset	\$ 745,475	\$ 873,636
	<u>1% Decrease</u>	<u>Current Trend Rate</u>	<u>1% Increase</u>
District's proportionate share of the net OPEB asset	\$ 990,663	\$ 873,636	\$ 730,306

**JAMES A. GARFIELD LOCAL SCHOOL DISTRICT  
PORTAGE COUNTY, OHIO**

NOTES TO THE BASIC FINANCIAL STATEMENTS  
FOR THE FISCAL YEAR ENDED JUNE 30, 2020

**NOTE 16 - BUDGETARY BASIS OF ACCOUNTING**

While reporting financial position, results of operations, and changes in fund balance on the basis of generally accepted accounting principles (GAAP), the budgetary basis as provided by law is based upon accounting for certain transactions on a basis of cash receipts and disbursements.

The statement of revenue, expenditures and changes in fund balance - budget and actual (non-GAAP budgetary basis) presented for the general fund is presented on the budgetary basis to provide a meaningful comparison of actual results with the budget. The major differences between the budget basis and the GAAP basis are that:

- (a) Revenues and other financing sources are recorded when received in cash (budget basis) as opposed to when susceptible to accrual (GAAP basis);
- (b) Expenditures and other financing uses are recorded when paid in cash (budget basis) as opposed to when the liability is incurred (GAAP basis);
- (c) In order to determine compliance with Ohio law, and to reserve that portion of the applicable appropriation, total outstanding encumbrances (budget basis) are recorded as the equivalent of an expenditure, as opposed to a reservation of fund balance for that portion of outstanding encumbrances not already recognized as an account payable (GAAP basis);
- (d) Advances-in and advances-out are operating transactions (budget basis) as opposed to balance sheet transactions (GAAP basis);
- (e) Some funds are included in the general fund (GAAP basis), but have separate legally adopted budgets (budget basis).

The adjustments necessary to convert the results of operations for the year on the budget basis to the GAAP basis for the general fund is as follows:

**Net Change in Fund Balance**

	<u>General fund</u>
Budget basis	\$ (326,244)
Net adjustment for revenue accruals	427,008
Net adjustment for expenditure accruals	(181,988)
Net adjustment for other sources/uses	(133,712)
Funds budgeted elsewhere **	(178,044)
Adjustment for encumbrances	725,656
GAAP basis	\$ 332,676

As part of Governmental Accounting Standards Board Statement No. 54, "Fund Balance Reporting", certain funds that are legally budgeted in separate funds are considered part of the general fund on a GAAP basis. This includes the emergency levy fund, uniform school supplies fund, public school support fund, District agency fund, and underground storage tank fund.

**JAMES A. GARFIELD LOCAL SCHOOL DISTRICT  
PORTAGE COUNTY, OHIO**

**NOTES TO THE BASIC FINANCIAL STATEMENTS  
FOR THE FISCAL YEAR ENDED JUNE 30, 2020**

**NOTE 17 - CONTINGENCIES**

**A. Grants**

The District receives significant financial assistance from numerous federal, State and local agencies in the form of grants. The disbursement of funds received under these programs generally requires compliance with terms and conditions specified in the grant agreements and are subject to audit by the grantor agencies. Any disallowed claims resulting from such audits could become a liability of the District. However, in the opinion of management, any such disallowed claims will not have a material effect on the financial position of the District.

**B. Litigation**

The District is not involved in material litigation as either plaintiff or defendant.

**C. Foundation Funding**

District foundation funding is based on the annualized full-time equivalent (FTE) enrollment of each student. The Ohio Department of Education (ODE) is legislatively required to adjust/reconcile funding as enrollment information is updated by schools throughout the State, which can extend past the fiscal year end. As of the date of this report, ODE has finalized the impact of enrollment adjustments to the June 30, 2020 Foundation funding for the District. The District has determined that these adjustments are immaterial.

**D. COVID-19**

The United States and the State of Ohio declared a state of emergency in March 2020 due to the COVID-19 pandemic. The financial impact of COVID-19 and the ensuing emergency measures will impact subsequent periods of the District. The District's investment portfolio and the investments of the pension and other employee benefit plans are subject to increased market volatility, which could result in a significant decline in fair value, consistent with the general decline in financial markets. However, because the values of individual investments fluctuate with market conditions, the amount of losses that will be recognized in subsequent periods, if any, cannot be determined. In addition, the impact on the District's future operating costs, revenues, and any recovery from emergency funding, either federal or state, cannot be estimated.

**NOTE 18 - SET-ASIDES**

The District is required by State law to annually set-aside certain general fund revenue amounts, as defined by statutory formula, for the acquisition and construction of capital improvements. Amounts not spent by the end of the fiscal year or offset by similarly restricted resources received during the year must be held in cash at fiscal year-end. This amount must be carried forward to be used for the same purpose in future years. Expenditures exceeding the set-aside requirement may not be carried forward to the next fiscal year.

**JAMES A. GARFIELD LOCAL SCHOOL DISTRICT  
PORTAGE COUNTY, OHIO**

NOTES TO THE BASIC FINANCIAL STATEMENTS  
FOR THE FISCAL YEAR ENDED JUNE 30, 2020

**NOTE 18 - SET-ASIDES - (Continued)**

The following cash-basis information describes the change in the fiscal year-end set-aside amount for capital improvements. Disclosure of this information is required by State statute.

	<u>Capital Improvements</u>
Set-aside balance June 30, 2019	\$ -
Current year set-aside requirement	248,562
Current year qualifying expenditures	<u>(612,176)</u>
Total	<u>\$ (363,614)</u>
Balance carried forward to fiscal year 2021	<u>\$ -</u>
Set-aside balance June 30, 2020	<u>\$ -</u>

**NOTE 19 - OTHER COMMITMENTS**

The District utilizes encumbrance accounting as part of its budgetary controls. Encumbrances outstanding at year end may be reported as part of restricted, committed, or assigned classifications of fund balance. At year end, the District's commitments for encumbrances in the governmental funds were as follows:

<u>Fund</u>	<u>Year-End</u>
General fund	\$ 584,649
Other governmental	<u>138,308</u>
Total	<u>\$ 722,957</u>

REQUIRED SUPPLEMENTARY INFORMATION

**JAMES A GARFIELD LOCAL SCHOOL DISTRICT  
PORTAGE COUNTY, OHIO**

SCHEDULES OF REQUIRED SUPPLEMENTARY INFORMATION

SCHEDULE OF THE DISTRICT'S PROPORTIONATE SHARE OF  
THE NET PENSION LIABILITY  
SCHOOL EMPLOYEES RETIREMENT SYSTEM (SERS) OF OHIO

LAST SEVEN FISCAL YEARS

	<u>2020</u>	<u>2019</u>	<u>2018</u>	<u>2017</u>
District's proportion of the net pension liability	0.05605280%	0.05931190%	0.05884610%	0.05919210%
District's proportionate share of the net pension liability	\$ 3,353,737	\$ 3,396,902	\$ 3,515,924	\$ 4,332,316
District's covered payroll	\$ 1,770,830	\$ 2,018,289	\$ 1,942,343	\$ 1,942,329
District's proportionate share of the net pension liability as a percentage of its covered payroll	189.39%	168.31%	181.01%	223.05%
Plan fiduciary net position as a percentage of the total pension liability	70.85%	71.36%	69.50%	62.98%

Note: Information prior to 2014 was unavailable. Schedule is intended to show information for 10 years. Additional years will be displayed as they become available.

Amounts presented for each fiscal year were determined as of the District's measurement date which is the prior year-end.

SEE ACCOMPANYING NOTES TO THE REQUIRED SUPPLEMENTARY INFORMATION

<u>2016</u>	<u>2015</u>	<u>2014</u>
0.05322760%	0.05777400%	0.05777400%
\$ 3,037,218	\$ 2,923,909	\$ 3,435,634
\$ 1,602,428	\$ 1,678,788	\$ 1,624,523
189.54%	174.17%	211.49%
69.16%	71.70%	65.52%

**JAMES A GARFIELD LOCAL SCHOOL DISTRICT  
PORTAGE COUNTY, OHIO**

SCHEDULES OF REQUIRED SUPPLEMENTARY INFORMATION

SCHEDULE OF THE DISTRICT'S PROPORTIONATE SHARE OF  
THE NET PENSION LIABILITY  
STATE TEACHERS RETIREMENT SYSTEM (STRS) OF OHIO

LAST SEVEN FISCAL YEARS

	<u>2020</u>	<u>2019</u>	<u>2018</u>	<u>2017</u>
District's proportion of the net pension liability	0.05274817%	0.05547650%	0.05494149%	0.05423723%
District's proportionate share of the net pension liability	\$ 11,664,941	\$ 12,198,037	\$ 13,051,469	\$ 18,154,836
District's covered payroll	\$ 6,116,157	\$ 6,427,400	\$ 6,094,743	\$ 5,636,486
District's proportionate share of the net pension liability as a percentage of its covered payroll	190.72%	189.78%	214.14%	322.09%
Plan fiduciary net position as a percentage of the total pension liability	77.40%	77.31%	75.30%	66.80%

Note: Information prior to 2014 was unavailable. Schedule is intended to show information for 10 years. Additional years will be displayed as they become available.

Amounts presented for each fiscal year were determined as of the District's measurement date which is the prior year-end.

SEE ACCOMPANYING NOTES TO THE REQUIRED SUPPLEMENTARY INFORMATION



<u>2016</u>	<u>2015</u>	<u>2014</u>
0.05504370%	0.05652400%	0.05652400%
\$ 15,212,469	\$ 13,748,671	\$ 16,377,327
\$ 5,840,950	\$ 5,775,223	\$ 6,404,646
260.45%	238.06%	255.71%
72.10%	74.70%	69.30%

**JAMES A GARFIELD LOCAL SCHOOL DISTRICT  
PORTAGE COUNTY, OHIO**

SCHEDULES OF REQUIRED SUPPLEMENTARY INFORMATION

SCHEDULE OF DISTRICT PENSION CONTRIBUTIONS  
SCHOOL EMPLOYEES RETIREMENT SYSTEM (SERS) OF OHIO

	LAST TEN FISCAL YEARS			
	<u>2020</u>	<u>2019</u>	<u>2018</u>	<u>2017</u>
Contractually required contribution	\$ 266,256	\$ 239,062	\$ 272,469	\$ 271,928
Contributions in relation to the contractually required contribution	<u>(266,256)</u>	<u>(239,062)</u>	<u>(272,469)</u>	<u>(271,928)</u>
Contribution deficiency (excess)	<u>\$ -</u>	<u>\$ -</u>	<u>\$ -</u>	<u>\$ -</u>
District's covered payroll	\$ 1,901,829	\$ 1,770,830	\$ 1,946,207	\$ 1,942,343
Contributions as a percentage of covered payroll	14.00%	13.50%	14.00%	14.00%

SEE ACCOMPANYING NOTES TO THE REQUIRED SUPPLEMENTARY INFORMATION

<u>2016</u>	<u>2015</u>	<u>2014</u>	<u>2013</u>	<u>2012</u>	<u>2011</u>
\$ 271,926	\$ 211,200	\$ 232,680	\$ 224,834	\$ 223,225	\$ 204,447
<u>(271,926)</u>	<u>(211,200)</u>	<u>(232,680)</u>	<u>(224,834)</u>	<u>(223,225)</u>	<u>(204,447)</u>
<u>\$ -</u>	<u>\$ -</u>	<u>\$ -</u>	<u>\$ -</u>	<u>\$ -</u>	<u>\$ -</u>
\$ 2,063,171	\$ 1,523,810	\$ 1,681,214	\$ 1,671,628	\$ 1,775,855	\$ 1,509,948
13.18%	13.86%	13.84%	13.45%	12.57%	13.54%

**JAMES A GARFIELD LOCAL SCHOOL DISTRICT  
PORTAGE COUNTY, OHIO**

SCHEDULES OF REQUIRED SUPPLEMENTARY INFORMATION

SCHEDULE OF DISTRICT PENSION CONTRIBUTIONS  
STATE TEACHERS RETIREMENT SYSTEM (STRS) OF OHIO

	LAST TEN FISCAL YEARS			
	<u>2020</u>	<u>2019</u>	<u>2018</u>	<u>2017</u>
Contractually required contribution	\$ 869,524	\$ 856,262	\$ 899,836	\$ 853,264
Contributions in relation to the contractually required contribution	<u>(869,524)</u>	<u>(856,262)</u>	<u>(899,836)</u>	<u>(853,264)</u>
Contribution deficiency (excess)	<u>\$ -</u>	<u>\$ -</u>	<u>\$ -</u>	<u>\$ -</u>
District's covered payroll	\$ 6,210,886	\$ 6,116,157	\$ 6,427,400	\$ 6,094,743
Contributions as a percentage of covered payroll	14.00%	14.00%	14.00%	14.00%

SEE ACCOMPANYING NOTES TO THE REQUIRED SUPPLEMENTARY INFORMATION

<u>2016</u>	<u>2015</u>	<u>2014</u>	<u>2013</u>	<u>2012</u>	<u>2011</u>
\$ 789,108	\$ 817,733	\$ 750,779	\$ 832,604	\$ 796,190	\$ 779,171
<u>(789,108)</u>	<u>(817,733)</u>	<u>(750,779)</u>	<u>(832,604)</u>	<u>(796,190)</u>	<u>(779,171)</u>
<u>\$ -</u>	<u>\$ -</u>	<u>\$ -</u>	<u>\$ -</u>	<u>\$ -</u>	<u>\$ -</u>
\$ 5,636,486	\$ 6,290,254	\$ 5,775,223	\$ 6,404,646	\$ 6,124,538	\$ 5,993,623
14.00%	13.00%	13.00%	13.00%	13.00%	13.00%

**JAMES A GARFIELD LOCAL SCHOOL DISTRICT  
PORTAGE COUNTY, OHIO**

SCHEDULES OF REQUIRED SUPPLEMENTARY INFORMATION

SCHEDULE OF THE DISTRICT'S PROPORTIONATE SHARE OF  
THE NET OPEB LIABILITY  
SCHOOL EMPLOYEES RETIREMENT SYSTEM (SERS) OF OHIO

LAST FOUR FISCAL YEARS

	<u>2020</u>	<u>2019</u>	<u>2018</u>	<u>2017</u>
District's proportion of the net OPEB liability	0.05778700%	0.06035450%	0.05976440%	0.06010987%
District's proportionate share of the net OPEB liability	\$ 1,453,222	\$ 1,674,397	\$ 1,603,919	\$ 1,713,354
District's covered payroll	\$ 1,770,830	\$ 2,018,289	\$ 1,942,343	\$ 1,942,329
District's proportionate share of the net OPEB liability as a percentage of its covered payroll	82.06%	82.96%	82.58%	88.21%
Plan fiduciary net position as a percentage of the total OPEB liability	15.57%	13.57%	12.46%	11.49%

Note: Information prior to 2017 was unavailable. Schedule is intended to show information for 10 years. Additional years will be displayed as they become available.

Amounts presented for each fiscal year were determined as of the District's measurement date which is the prior year-end.

SEE ACCOMPANYING NOTES TO THE REQUIRED SUPPLEMENTARY INFORMATION

**JAMES A GARFIELD LOCAL SCHOOL DISTRICT  
PORTAGE COUNTY, OHIO**

SCHEDULES OF REQUIRED SUPPLEMENTARY INFORMATION

SCHEDULE OF THE DISTRICT'S PROPORTIONATE SHARE OF  
THE NET OPEB LIABILITY/ASSET  
STATE TEACHERS RETIREMENT SYSTEM (STRS) OF OHIO

LAST FOUR FISCAL YEARS

	<u>2020</u>	<u>2019</u>	<u>2018</u>	<u>2017</u>
District's proportion of the net OPEB liability/asset	0.05274817%	0.05547650%	0.05494149%	0.05423723%
District's proportionate share of the net OPEB liability/(asset)	\$ (873,636)	\$ (891,451)	\$ 2,143,614	\$ 2,900,621
District's covered payroll	\$ 6,116,157	\$ 6,427,400	\$ 6,094,743	\$ 5,636,486
District's proportionate share of the net OPEB liability/asset as a percentage of its covered payroll	14.28%	13.87%	35.17%	51.46%
Plan fiduciary net position as a percentage of the total OPEB liability/asset	174.70%	176.00%	47.10%	37.30%

Note: Information prior to 2017 was unavailable. Schedule is intended to show information for 10 years. Additional years will be displayed as they become available.

Amounts presented for each fiscal year were determined as of the District's measurement date which is the prior year-end.

SEE ACCOMPANYING NOTES TO THE REQUIRED SUPPLEMENTARY INFORMATION

**JAMES A GARFIELD LOCAL SCHOOL DISTRICT  
PORTAGE COUNTY, OHIO**

SCHEDULES OF REQUIRED SUPPLEMENTARY INFORMATION

SCHEDULE OF DISTRICT OPEB CONTRIBUTIONS  
SCHOOL EMPLOYEES RETIREMENT SYSTEM (SERS) OF OHIO

	LAST TEN FISCAL YEARS			
	<u>2020</u>	<u>2019</u>	<u>2018</u>	<u>2017</u>
Contractually required contribution	\$ 37,559	\$ 45,737	\$ 43,508	\$ 32,801
Contributions in relation to the contractually required contribution	<u>(37,559)</u>	<u>(45,737)</u>	<u>(43,508)</u>	<u>(32,801)</u>
Contribution deficiency (excess)	<u>\$ -</u>	<u>\$ -</u>	<u>\$ -</u>	<u>\$ -</u>
District's covered payroll	\$ 1,901,829	\$ 1,770,830	\$ 1,946,207	\$ 1,942,343
Contributions as a percentage of covered payroll	0.00%	0.50%	0.00%	0.00%

SEE ACCOMPANYING NOTES TO THE REQUIRED SUPPLEMENTARY INFORMATION



<u>2016</u>	<u>2015</u>	<u>2014</u>	<u>2013</u>	<u>2012</u>	<u>2011</u>
\$ 30,953	\$ 42,384	\$ 31,542	\$ 28,629	\$ 43,400	\$ 59,137
<u>(30,953)</u>	<u>(42,384)</u>	<u>(31,542)</u>	<u>(28,629)</u>	<u>(43,400)</u>	<u>(59,137)</u>
<u>\$ -</u>	<u>\$ -</u>	<u>\$ -</u>	<u>\$ -</u>	<u>\$ -</u>	<u>\$ -</u>
\$ 2,063,171	\$ 1,523,810	\$ 1,681,214	\$ 1,671,628	\$ 1,775,855	\$ 1,509,948
0.82%	0.14%	0.16%	0.55%	1.43%	0.46%

**JAMES A GARFIELD LOCAL SCHOOL DISTRICT  
PORTAGE COUNTY, OHIO**

SCHEDULES OF REQUIRED SUPPLEMENTARY INFORMATION

SCHEDULE OF DISTRICT OPEB CONTRIBUTIONS  
STATE TEACHERS RETIREMENT SYSTEM (STRS) OF OHIO

	LAST TEN FISCAL YEARS			
	<u>2020</u>	<u>2019</u>	<u>2018</u>	<u>2017</u>
Contractually required contribution	\$ -	\$ -	\$ -	\$ -
Contributions in relation to the contractually required contribution	<u>-</u>	<u>-</u>	<u>-</u>	<u>-</u>
Contribution deficiency (excess)	<u>\$ -</u>	<u>\$ -</u>	<u>\$ -</u>	<u>\$ -</u>
District's covered payroll	\$ 6,210,886	\$ 6,116,157	\$ 6,427,400	\$ 6,094,743
Contributions as a percentage of covered payroll	0.00%	0.00%	0.00%	0.00%

SEE ACCOMPANYING NOTES TO THE REQUIRED SUPPLEMENTARY INFORMATION

<u>2016</u>	<u>2015</u>	<u>2014</u>	<u>2013</u>	<u>2012</u>	<u>2011</u>
\$ -	\$ -	\$ 59,994	\$ 64,046	\$ 61,245	\$ 59,936
-	-	(59,994)	(64,046)	(61,245)	(59,936)
<u>\$ -</u>	<u>\$ -</u>	<u>\$ -</u>	<u>\$ -</u>	<u>\$ -</u>	<u>\$ -</u>
\$ 5,636,486	\$ 6,290,254	\$ 5,775,223	\$ 6,404,646	\$ 6,124,538	\$ 5,993,623
0.00%	1.00%	1.00%	1.00%	1.00%	1.00%

**JAMES A GARFIELD LOCAL SCHOOL DISTRICT  
PORTAGE COUNTY, OHIO**

NOTES TO THE REQUIRED SUPPLEMENTARY INFORMATION  
FOR THE FISCAL YEAR ENDED JUNE 30, 2020

PENSION

---

*SCHOOL EMPLOYEES RETIREMENT SYSTEM (SERS) OF OHIO*

Changes in benefit terms: There were no changes in benefit terms from the amounts reported for fiscal years 2014-2017. For fiscal year 2018, SERS changed from a fixed 3% annual increase to a Cost of Living Adjustment (COLA) based on the changes in the Consumer Price Index (CPI-W), with a cap of 2.5% and a floor of 0%. There were no changes in benefit terms from the amounts previously reported for fiscal years 2019-2020.

Changes in assumptions: There were no changes in methods and assumptions used in the calculation of actuarial determined contributions for fiscal years 2014-2016. For fiscal year 2017, the following changes of assumptions affected the total pension liability since the prior measurement date: (a) the assumed rate of inflation was reduced from 3.25% to 3.00%, (b) payroll growth assumption was reduced from 4.00% to 3.50%, (c) assumed real wage growth was reduced from 0.75% to 0.50%, (d) Rates of withdrawal, retirement and disability were updated to reflect recent experience, (e) mortality among active members was updated to RP-2014 Blue Collar Mortality Table with fully generational projection and a five year age set-back for both males and females, (f) mortality among service retired members, and beneficiaries was updated to the following RP-2014 Blue Collar Mortality Table with fully generational projection with Scale BB, 120% of male rates, and 110% of female rates, (g) mortality among disabled members was updated to RP-2000 Disabled Mortality Table, 90% for male rates and 100% for female rates, set back five years is used for the period after disability retirement and (h) the discount rate was reduced from 7.75% to 7.50%. There were no changes in methods and assumptions used in the calculation of actuarial determined contributions for fiscal years 2018-2020.

*STATE TEACHERS RETIREMENT SYSTEM (STRS) OF OHIO*

Changes in benefit terms: There were no changes in benefit terms from the amounts reported for fiscal years 2014-2017. For fiscal year 2018, STRS decreased the Cost of Living Adjustment (COLA) to zero. There were no changes in benefit terms from amounts previously reported for fiscal years 2019-2020.

Changes in assumptions: There were no changes in methods and assumptions used in the calculation of actuarial determined contributions for fiscal years 2014-2017. For fiscal year 2018, the following changes of assumption affected the total pension liability since the prior measurement date: (a) the long term expected rate of return was reduced from 7.75% to 7.45%, (b) the inflation assumption was lowered from 2.75% to 2.50%, (c) the payroll growth assumption was lowered to 3.00%, (d) total salary increases rate was lowered by decreasing the merit component of the individual salary increases, in addition to a decrease of 0.25% due to lower inflation (e) the healthy and disabled mortality assumptions were updated to the RP-2014 mortality tables with generational improvement scale MP-2016 and (f) rates of retirement, termination and disability were modified to better reflect anticipated future experience. There were no changes in methods and assumptions used in the calculation of actuarial determined contributions for fiscal year 2020.

(Continued)

**JAMES A GARFIELD LOCAL SCHOOL DISTRICT  
PORTAGE COUNTY, OHIO**

NOTES TO THE REQUIRED SUPPLEMENTARY INFORMATION (CONTINUED)  
FOR THE FISCAL YEAR ENDED JUNE 30, 2020

OTHER POSTEMPLOYMENT BENEFITS (OPEB)

---

*SCHOOL EMPLOYEES RETIREMENT SYSTEM (SERS) OF OHIO*

Changes in benefit terms: There were no changes in benefit terms from the amounts previously reported for fiscal years 2017-2020.

Changes in assumptions: There were no changes in methods and assumptions used in the calculation of actuarial determined contributions for fiscal year 2017. For fiscal year 2018, the following changes of assumptions affected the total OPEB liability since the prior measurement date: (a) assumed rate of inflation was reduced from 3.25% to 3.00%, (b) payroll growth assumption was reduced from 4.00% to 3.50%, (c) assumed real wage growth was reduced from 0.75% to 0.50%, (d) rates of withdrawal, retirement, and disability were updated to reflect recent experience, (e) mortality among active members was updated to the following: RP-2014 Blue Collar Mortality Table with fully generational projection and a five-year age set-back for both males and females, (f) mortality among service retired members, and beneficiaries was updated to the following: RP-2014 Blue Collar Mortality Table with fully generational projection with Scale BB, 120% of male rates, and 110% of female rates, (g) mortality among disabled members was updated to the following: RP-2000 Disabled Mortality Table, 90% for male rates and 100% for female rates, set back five years is used for the period after disability retirement, (h) the municipal bond index rate increased from 2.92% to 3.56% and (i) the single equivalent interest rate, net of plan investment expense, including price inflation increased from 2.98% to 3.63%. For fiscal year 2019, the following changes of assumptions affected the total OPEB liability since the prior measurement date: (a) the discount rate increased from 3.63% to 3.70%, (b) the health care cost trend rates for Medicare were changed from a range of 5.50%-5.00% to a range of 5.375%-4.75% and Pre-Medicare were changed from a range of 7.50%-5.00% to a range of 7.25%-4.75%, (c) the municipal bond index rate increased from 3.56% to 3.62% and (d) the single equivalent interest rate, net of plan investment expense, including price inflation increased from 3.63% to 3.70%. For fiscal year 2020, the following changes of assumptions affected the total OPEB liability since the prior measurement date: (a) the discount rate decreased from 3.70% to 3.22%, (b) the health care cost trend rates for Medicare were changed from a range of 5.375%-4.75% to a range of 5.25%-4.75% and Pre-Medicare were changed from a range of 7.25%-4.75% to a range of 7.00%-4.75%, (c) the municipal bond index rate decreased from 3.62% to 3.13% and (d) the single equivalent interest rate, net of plan investment expense, including price inflation decreased from 3.70% to 3.22%.

*STATE TEACHERS RETIREMENT SYSTEM (STRS) OF OHIO*

Changes in benefit terms: There were no changes in benefit terms from the amounts previously reported for fiscal year 2017. For fiscal year 2018, STRS reduced the subsidy multiplier for non-Medicare benefit recipients from 2.1% to 1.9% per year of service. Medicare Part B premium reimbursements were discontinued for certain survivors and beneficiaries and all remaining Medicare Part B premium reimbursements will be discontinued beginning January 2019. For fiscal year 2019, STRS increased the subsidy multiplier for non-Medicare benefit recipients from 1.9% to 1.944% per year of service effective January 1, 2019. The non-Medicare frozen subsidy base premium was increased January 1, 2019 and all remaining Medicare Part B premium reimbursements will be discontinued beginning January 1, 2020. For fiscal year 2020, STRS increase the subsidy percentage from 1.944% to 1.984% effective January 1, 2020. The Medicare subsidy percentages were adjusted effective January 1, 2021 to 2.1% for the Medicare plan. The Medicare Part B monthly reimbursement elimination date was postponed to January 1, 2021.

Changes in assumptions: There were no changes in methods and assumptions used in the calculation of actuarial determined contributions for fiscal year 2017. For fiscal year 2018, the following changes of assumption affected the total OPEB liability since the prior measurement date: (a) the discount rate was increased from 3.26% to 4.13% based on the methodology defined under GASB Statement No. 74, Financial Reporting for Postemployment Benefit Plans Other Than Pension Plans (OPEB), (b) the long term expected rate of return was reduced from 7.75% to 7.45%, (c) valuation year per capita health care costs were updated, and the salary scale was modified, (d) the percentage of future retirees electing each option was updated based on current data and the percentage of future disabled retirees and terminated vested participants electing health coverage were decreased and (e) the assumed mortality, disability, retirement, withdrawal and future health care cost trend rates were modified along with the portion of rebated prescription drug costs. For fiscal year 2019, the following changes of assumptions affected the total OPEB liability/asset since the prior measurement date: (a) the discount rate was increased from the blended rate of 4.13% to the long-term expected rate of return of 7.45% based on the methodology defined under GASB Statement No. 74, Financial Reporting for Postemployment Benefit Plans Other Than Pension Plans (OPEB) and (b) decrease in health care cost trend rates from 6.00%-11.00% initial; 4.50% ultimate down to Medical Pre-Medicare 6.00% and Medicare 5.00% initial; 4.00% ultimate and Prescription Drug Pre-Medicare 8.00% and Medicare (5.23%) initial; 4.00% ultimate. For fiscal year 2020, health care cost trend rates were changed to the following: Medical Pre-Medicare from 6.00% initial - 4.00% ultimate down to 5.87% initial - 4.00% ultimate; Medical Medicare from 5.00% initial - 4.00% ultimate down to 4.93% initial - 4.00% ultimate; Prescription Drug Pre-Medicare from 8.00% initial - 4.00% ultimate down to 7.73% initial - 4.00% ultimate and (5.23%) initial - 4.00% ultimate up to 9.62% initial - 4.00% ultimate.

**This page intentionally left blank.**

**JAMES A. GARFIELD LOCAL SCHOOL DISTRICT  
PORTAGE COUNTY**

**SCHEDULE OF EXPENDITURES OF FEDERAL AWARDS  
FOR THE FISCAL YEAR ENDED JUNE 30, 2020**

<b>FEDERAL GRANTOR Pass Through Grantor Program / Cluster Title</b>	<b>Federal CFDA Number</b>	<b>Pass Through Entity Identifying Number</b>	<b>Total Federal Expenditures</b>
<b>U.S. DEPARTMENT OF AGRICULTURE</b>			
<b>Passed Through Ohio Department of Education</b>			
Nutrition Cluster:			
National School Breakfast Program	10.553	049205-3L70-2020	\$ 32,970
COVID-19 National School Breakfast Program	10.553	049205-3L70-2020	57,833
National School Lunch Program	10.555	049205-3L60-2020	117,536
COVID-19 National School Lunch Program	10.555	049205-3L60-2020	96,567
Non-Cash Assistance (Food Distribution)	10.555	N/A	50,279
Special Milk Program	10.556	049205-3L60-2020	672
COVID-19 Special Milk Program	10.556	049205-3L60-2020	58
Total Child Nutrition Cluster			<u>355,915</u>
Total U.S. Department of Agriculture			<u><b>355,915</b></u>
<b>U.S. DEPARTMENT OF EDUCATION</b>			
<b>Passed Through Ohio Department of Education</b>			
Special Education Cluster:			
Special Education - Grants to States (IDEA, Part B)	84.027	049205-3M20-2019	38,488
Special Education - Grants to States (IDEA, Part B)	84.027	049205-3M20-2020	220,308
Special Education - 6B IDEA Restoration	84.027A	049205-3M20-2019	6,101
Special Education - Grants to States (IDEA Preschool)	84.173	049205-3C50-2020	1,994
Special Education - 6b Preschool Restoration	84.173A	049205-3C50-2019	4,484
Total - Special Education Cluster			<u>271,375</u>
Title I Grants to Local Educational Agencies (Title I, Part A of the ESEA)	84.010	049205-3M00-2019	26,815
Title I Grants to Local Educational Agencies (Title I, Part A of the ESEA)	84.010	049205-3M00-2020	167,266
Total Title I Grants to Local Educational Agencies			<u>194,081</u>
Improving Teacher Quality State Grants	84.367	049205-3Y60-2019	4,275
Improving Teacher Quality State Grants	84.367	049205-3Y60-2020	29,136
Total Improving Teacher Quality State Grants			<u>33,411</u>
Student Support and Enrichment Program	84.424A	049205-3HI0-2019	1,936
Student Support and Enrichment Program	84.424A	049205-3HI0-2020	16,527
Total Student Support and Enrichment Program			<u>18,463</u>
Total U.S. Department of Education			<u><b>517,330</b></u>
<b>Total Expenditures of Federal Awards</b>			<u><b>\$ 873,245</b></u>

The accompanying notes are an integral part of this schedule.

**JAMES A. GARFIELD LOCAL SCHOOL DISTRICT  
PORTAGE COUNTY**

**NOTES TO THE SCHEDULE OF EXPENDITURES OF FEDERAL AWARDS  
2 CFR 200.510(b)(6)  
FOR THE YEAR ENDED JUNE 30, 2020**

**NOTE A – BASIS OF PRESENTATION**

The accompanying Schedule of Expenditures of Federal Awards (the Schedule) includes the federal award activity of James A. Garfield Local School District (the District) under programs of the federal government for the year ended June 30, 2020. The information on this Schedule is prepared in accordance with the requirements of Title 2 U.S. Code of Federal Regulations Part 200, *Uniform Administrative Requirements, Cost Principles, and Audit Requirements for Federal Awards* (Uniform Guidance). Because the Schedule presents only a selected portion of the operations of the Government, it is not intended to and does not present the financial position, changes in net position, or cash flows of the District.

**NOTE B – SUMMARY OF SIGNIFICANT ACCOUNTING POLICIES**

Expenditures reported on the Schedule are reported on the cash basis of accounting. Such expenditures are recognized following the cost principles contained in Uniform Guidance wherein certain types of expenditures may or may not be allowable or may be limited as to reimbursement.

**NOTE C – INDIRECT COST RATE**

The District has elected not to use the 10-percent de minimis indirect cost rate as allowed under the Uniform Guidance.

**NOTE D - CHILD NUTRITION CLUSTER**

The District commingles cash receipts from the U.S. Department of Agriculture with similar State grants. When reporting expenditures on this Schedule, the District assumes it expends federal monies first.

**NOTE E – FOOD DONATION PROGRAM**

The District reports commodities consumed on the Schedule at the entitlement value. The District allocated donated food commodities to the respective program that benefitted from the use of those donated food commodities.

**NOTE F - TRANSFERS BETWEEN PROGRAM YEARS**

Federal regulations require schools to obligate certain federal awards by June 30. However, with ODE's consent, schools can transfer unobligated amounts to the subsequent fiscal year's program. The District transferred the following amounts from 2020 to 2021 programs:

<u>Program Title</u>	<u>CFDA Number</u>	<u>Amt. Transferred</u>
Title I Grants to Local Educational Agencies	84.010	\$ 11,678
Improving Teacher Quality State Grants	84.367	\$ 2,740
Student Support and Academic Enrichment Program	84.424A	\$ 8,670
Special Education - Grants to States (IDEA, Part B)	84.027	\$ 18,085
Special Education - Grants to States (IDEA, Preschool)	84.173	\$ 5,798
Special Education - 6b Preschool Restoration	84.173A	\$ 139



# OHIO AUDITOR OF STATE KEITH FABER



Conference Center, Suite 154  
6000 Frank Ave. NW  
North Canton, OH 44720  
East Region@ohioauditor.gov  
(800) 443-9272

## INDEPENDENT AUDITOR'S REPORT ON INTERNAL CONTROL OVER FINANCIAL REPORTING AND ON COMPLIANCE AND OTHER MATTERS REQUIRED BY GOVERNMENT AUDITING STANDARDS

James A. Garfield Local School District  
Portage County  
10235 State Route 88  
Garrettsville, Ohio 44231

To the Board of Education:

We have audited, in accordance with auditing standards generally accepted in the United States and the Comptroller General of the United States' *Government Auditing Standards*, the financial statements of the governmental activities, each major fund, and the aggregate remaining fund information of the James A. Garfield Local School District, Portage County, (the District) as of and for the year ended June 30, 2020, and the related notes to the financial statements, which collectively comprise the District's basic financial statements and have issued our report thereon dated December 31, 2020 wherein we noted the District adopted Governmental Accounting Standards Board (GASB) Statement No. 84, *Fiduciary Activities* and we noted the financial impact of COVID-19 and the continuing emergency measures may impact subsequent periods of the District.

### ***Internal Control Over Financial Reporting***

As part of our financial statement audit, we considered the District's internal control over financial reporting (internal control) as a basis for designing audit procedures appropriate in the circumstances to the extent necessary to support our opinion on the financial statements, but not to the extent necessary to opine on the effectiveness of the District's internal control. Accordingly, we have not opined on it.

A *deficiency in internal control* exists when the design or operation of a control does not allow management or employees, when performing their assigned functions, to prevent, or detect and timely correct misstatements. A *material weakness* is a deficiency, or combination of internal control deficiencies resulting in a reasonable possibility that internal control will not prevent or detect and timely correct a material misstatement of the District's financial statements. A *significant deficiency* is a deficiency, or a combination of deficiencies, in internal control that is less severe than a material weakness, yet important enough to merit attention by those charged with governance.

Our consideration of internal control was for the limited purpose described in the first paragraph of this section and was not designed to identify all internal control deficiencies that might be material weaknesses or significant deficiencies. Given these limitations, we did not identify any deficiencies in internal control that we consider material weaknesses. However, unidentified material weaknesses may exist.

***Compliance and Other Matters***

As part of reasonably assuring whether the District's financial statements are free of material misstatement, we tested its compliance with certain provisions of laws, regulations, contracts, and grant agreements, noncompliance with which could directly and materially affect the financial statements. However, opining on compliance with those provisions was not an objective of our audit and accordingly, we do not express an opinion. The results of our tests disclosed no instances of noncompliance or other matters we must report under *Government Auditing Standards*.

***Purpose of this Report***

This report only describes the scope of our internal control and compliance testing and our testing results, and does not opine on the effectiveness of the District's internal control or on compliance. This report is an integral part of an audit performed under *Government Auditing Standards* in considering the District's internal control and compliance. Accordingly, this report is not suitable for any other purpose.



Keith Faber  
Auditor of State  
Columbus, Ohio

December 31, 2020

# OHIO AUDITOR OF STATE KEITH FABER



Conference Center, Suite 154  
6000 Frank Ave. NW  
North Canton, OH 44720  
East Region@ohioauditor.gov  
(800) 443-9272

## INDEPENDENT AUDITOR'S REPORT ON COMPLIANCE WITH REQUIREMENTS APPLICABLE TO THE MAJOR FEDERAL PROGRAM AND ON INTERNAL CONTROL OVER COMPLIANCE REQUIRED BY THE UNIFORM GUIDANCE

James A. Garfield Local School District  
Portage County  
10235 State Route 88  
Garrettsville, Ohio 44231

To the Board of Education:

### ***Report on Compliance for the Major Federal Program***

We have audited the James A. Garfield Local School District's (the District) compliance with the applicable requirements described in the U.S. Office of Management and Budget (OMB) *Compliance Supplement* that could directly and materially affect the James A. Garfield Local School District's major federal program for the year ended June 30, 2020. The *Summary of Auditor's Results* in the accompanying schedule of findings identifies the District's major federal program.

### ***Management's Responsibility***

The District's Management is responsible for complying with federal statutes, regulations, and the terms and conditions of its federal awards applicable to its federal program.

### ***Auditor's Responsibility***

Our responsibility is to opine on the District's compliance for the District's major federal program based on our audit of the applicable compliance requirements referred to above. Our compliance audit followed auditing standards generally accepted in the United States of America; the standards for financial audits included in the Comptroller General of the United States' *Government Auditing Standards*; and the audit requirements of Title 2 U.S. *Code of Federal Regulations* Part 200, *Uniform Administrative Requirements, Cost Principles, and Audit Requirements for Federal Awards* (Uniform Guidance). These standards and the Uniform Guidance require us to plan and perform the audit to reasonably assure whether noncompliance with the applicable compliance requirements referred to above that could directly and materially affect a major federal program occurred. An audit includes examining, on a test basis, evidence about the District's compliance with those requirements and performing such other procedures as we considered necessary in the circumstances.

We believe our audit provides a reasonable basis for our compliance opinion on the District's major program. However, our audit does not provide a legal determination of the District's compliance.

***Opinion on the Major Federal Program***

In our opinion, the James A. Garfield Local School District complied, in all material respects with the compliance requirements referred to above that could directly and materially affect its major federal program for the year ended June 30, 2020.

***Report on Internal Control Over Compliance***

The District's management is responsible for establishing and maintaining effective internal control over compliance with the applicable compliance requirements referred to above. In planning and performing our compliance audit, we considered the District's internal control over compliance with the applicable requirements that could directly and materially affect a major federal program, to determine our auditing procedures appropriate for opining on each major federal program's compliance and to test and report on internal control over compliance in accordance with the Uniform Guidance, but not to the extent needed to opine on the effectiveness of internal control over compliance. Accordingly, we have not opined on the effectiveness of the District's internal control over compliance.

*A deficiency in internal control over compliance* exists when the design or operation of a control over compliance does not allow management or employees, when performing their assigned functions, to prevent, or to timely detect and correct, noncompliance with a federal program's applicable compliance requirement. A *material weakness in internal control over compliance* is a deficiency, or combination of deficiencies, in internal control over compliance, such that there is a reasonable possibility that material noncompliance with a federal program compliance requirement will not be prevented, or timely detected and corrected. A *significant deficiency in internal control over compliance* is a deficiency, or a combination of deficiencies, in internal control over compliance with federal program's applicable compliance requirement that is less severe than a material weakness in internal control over compliance, yet important enough to merit attention by those charged with governance.

Our consideration of internal control over compliance was for the limited purpose described in the first paragraph of this section and would not necessarily identify all deficiencies in internal control over compliance that might be material weaknesses or significant deficiencies. We did not identify any deficiencies in internal control over compliance that we consider to be material weaknesses. However, material weaknesses may exist that have not been identified.

This report only describes the scope of our internal control over compliance tests and the results of this testing based on Uniform Guidance requirements. Accordingly, this report is not suitable for any other purpose.



Keith Faber  
Auditor of State  
Columbus, Ohio

December 31, 2020

**JAMES A. GARFIELD LSD  
PORTAGE COUNTY**

**SCHEDULE OF FINDINGS  
2 CFR § 200.515  
JUNE 30, 2020**

**1. SUMMARY OF AUDITOR'S RESULTS**

<i>(d)(1)(i)</i>	<b>Type of Financial Statement Opinion</b>	Unmodified
<i>(d)(1)(ii)</i>	<b>Were there any material weaknesses in internal control reported at the financial statement level (GAGAS)?</b>	No
<i>(d)(1)(ii)</i>	<b>Were there any significant deficiencies in internal control reported at the financial statement level (GAGAS)?</b>	No
<i>(d)(1)(iii)</i>	<b>Was there any reported material noncompliance at the financial statement level (GAGAS)?</b>	No
<i>(d)(1)(iv)</i>	<b>Were there any material weaknesses in internal control reported for major federal programs?</b>	No
<i>(d)(1)(iv)</i>	<b>Were there any significant deficiencies in internal control reported for major federal programs?</b>	No
<i>(d)(1)(v)</i>	<b>Type of Major Programs' Compliance Opinion</b>	Unmodified
<i>(d)(1)(vi)</i>	<b>Are there any reportable findings under 2 CFR § 200.516(a)?</b>	No
<i>(d)(1)(vii)</i>	<b>Major Programs (list):</b>	Special Education Cluster (IDEA)
<i>(d)(1)(viii)</i>	<b>Dollar Threshold: Type A/B Programs</b>	Type A: > \$ 750,000 Type B: all others
<i>(d)(1)(ix)</i>	<b>Low Risk Auditee under 2 CFR § 200.520?</b>	Yes

**2. FINDINGS RELATED TO THE FINANCIAL STATEMENTS  
REQUIRED TO BE REPORTED IN ACCORDANCE WITH GAGAS**

None

**3. FINDINGS AND QUESTIONED COSTS FOR FEDERAL AWARDS**

None

**This page intentionally left blank.**

# OHIO AUDITOR OF STATE KEITH FABER



**JAMES A. GARFIELD LOCAL SCHOOL DISTRICT**

**PORTAGE COUNTY**

**AUDITOR OF STATE OF OHIO CERTIFICATION**

This is a true and correct copy of the report, which is required to be filed pursuant to Section 117.26, Revised Code, and which is filed in the Office of the Ohio Auditor of State in Columbus, Ohio.



**Certified for Release 1/26/2021**

88 East Broad Street, Columbus, Ohio 43215  
Phone: 614-466-4514 or 800-282-0370

This report is a matter of public record and is available online at  
[www.ohioauditor.gov](http://www.ohioauditor.gov)