



OHIO AUDITOR OF STATE  
**KEITH FABER**





**FIELD LOCAL SCHOOL DISTRICT  
PORTAGE COUNTY  
JUNE 30, 2020**

**TABLE OF CONTENTS**

<b>TITLE</b>	<b>PAGE</b>
Independent Auditor's Report .....	1
Prepared by Management:	
Management's Discussion and Analysis .....	5
Basic Financial Statements:	
Government-wide Financial Statements:	
Statement of Net Position .....	19
Statement of Activities.....	20
Fund Financial Statements:	
Balance Sheet	
Governmental Funds .....	21
Reconciliation of Total Governmental Fund Balances to Net Position of Governmental Activities .....	22
Statement of Revenues, Expenditures and Changes in Fund Balance Governmental Funds .....	23
Reconciliation of the Statement of Revenues, Expenditures and Changes in Fund Balances of Governmental Funds to the Statement of Activities.....	24
Statement of Revenues, Expenditures and Changes in Fund Balance - Budget (Non-GAAP Basis) and Actual General Fund.....	25
Notes to the Basic Financial Statements.....	26
Required Supplementary Information:	
Schedule of the District's Proportionate Share of the Net Pension Liability	
School Employees Retirement System (SERS) of Ohio.....	70
State Teachers Retirement System (STRS) of Ohio .....	72
Schedule of the District's Pension Contributions	
School Employees Retirement System (SERS) of Ohio .....	74
State Teachers Retirement System (STRS) of Ohio.....	76
Schedule of the District's Proportionate Share of the Net OPEB Liability	
School Employees Retirement System (SERS) of Ohio.....	78
State Teachers Retirement System (STRS) of Ohio .....	79
Schedule of the District's OPEB Contributions	
School Employees Retirement System (SERS) of Ohio .....	80
State Teachers Retirement System (STRS) of Ohio.....	82
Notes to Required Supplementary Information .....	84

**FIELD LOCAL SCHOOL DISTRICT  
PORTAGE COUNTY  
JUNE 30, 2020**

**TABLE OF CONTENTS  
(Continued)**

<b>TITLE</b>	<b>PAGE</b>
Schedule of Expenditures of Federal Awards .....	87
Notes to the Schedule of Expenditures of Federal Awards .....	88
Independent Auditor's Report on Internal Control Over Financial Reporting and on Compliance and Other Matters Required by <i>Government Auditing Standards</i> .....	89
Independent Auditor's Report on Compliance with Requirements Applicable to the Major Federal Program and on Internal Control Over Compliance Required by the Uniform Guidance .....	91
Schedule of Findings.....	93

# OHIO AUDITOR OF STATE KEITH FABER



Conference Center, Suite 154  
6000 Frank Ave. NW  
North Canton, OH 44720  
EastRegion@ohioauditor.gov  
(800) 443-9272

## INDEPENDENT AUDITOR'S REPORT

Field Local School District  
Portage County  
2900 State Route 43  
Mogadore, Ohio 44260

To the Board of Education:

### ***Report on the Financial Statements***

We have audited the accompanying financial statements of the governmental activities, each major fund, and the aggregate remaining fund information of the Field Local School District, Portage County, Ohio (the District), as of and for the year ended June 30, 2020, and the related notes to the financial statements, which collectively comprise the District's basic financial statements as listed in the table of contents.

### ***Management's Responsibility for the Financial Statements***

Management is responsible for preparing and fairly presenting these financial statements in accordance with accounting principles generally accepted in the United States of America; this includes designing, implementing, and maintaining internal control relevant to preparing and fairly presenting financial statements that are free from material misstatement, whether due to fraud or error.

### ***Auditor's Responsibility***

Our responsibility is to opine on these financial statements based on our audit. We audited in accordance with auditing standards generally accepted in the United States of America and the financial audit standards in the Comptroller General of the United States' *Government Auditing Standards*. Those standards require us to plan and perform the audit to reasonably assure the financial statements are free from material misstatement.

An audit requires obtaining evidence about financial statement amounts and disclosures. The procedures selected depend on our judgment, including assessing the risks of material financial statement misstatement, whether due to fraud or error. In assessing those risks, we consider internal control relevant to the District's preparation and fair presentation of the financial statements in order to design audit procedures that are appropriate in the circumstances, but not to the extent needed to opine on the effectiveness of the District's internal control. Accordingly, we express no such opinion. An audit also includes evaluating the appropriateness of management's accounting policies and the reasonableness of their significant accounting estimates, as well as our evaluation of the overall financial statement presentation.

We believe the audit evidence we obtained is sufficient and appropriate to support our audit opinions.

### ***Opinion***

In our opinion, the financial statements referred to above present fairly, in all material respects, the respective financial position of the governmental activities, each major fund, and the aggregate remaining fund information of the District, as of June 30, 2020, and the respective changes in financial position thereof and the budgetary comparison for the General Fund thereof for the year then ended in accordance with the accounting principles generally accepted in the United States of America.

### ***Emphasis of Matter***

As discussed in Note 3 to the financial statements, during 2020, the District adopted new accounting guidance in Governmental Accounting Standards Board (GASB) Statement No. 84, *Fiduciary Activities*. Also, as discussed in Note 19 to the financial statements, the financial impact of COVID-19 and the continuing emergency measures may impact subsequent periods of the District. We did not modify our opinion regarding these matters.

### ***Other Matters***

#### *Required Supplementary Information*

Accounting principles generally accepted in the United States of America require this presentation to include *management's discussion and analysis*, and schedules of net pension and other post-employment benefit liabilities and pension and other post-employment benefit contributions listed in the table of contents, to supplement the basic financial statements. Although this information is not part of the basic financial statements, the Governmental Accounting Standards Board considers it essential for placing the basic financial statements in an appropriate operational, economic, or historical context. We applied certain limited procedures to the required supplementary information in accordance with auditing standards generally accepted in the United States of America, consisting of inquiries of management about the methods of preparing the information and comparing the information for consistency with management's responses to our inquiries, to the basic financial statements, and other knowledge we obtained during our audit of the basic financial statements. We do not opine or provide any assurance on the information because the limited procedures do not provide us with sufficient evidence to opine or provide any other assurance.

#### *Supplementary and Other Information*

Our audit was conducted to opine on the District's basic financial statements taken as a whole.

The Schedule of Expenditures of Federal Awards presents additional analysis as required by Title 2 U.S. Code of Federal Regulations (CFR) Part 200, Uniform Administrative Requirements, Cost Principles, and Audit Requirements for Federal Awards and is not a required part of the financial statements.

The schedule is management's responsibility, and derives from and relates directly to the underlying accounting and other records used to prepare the basic financial statements. We subjected this information to the auditing procedures we applied to the basic financial statements. We also applied certain additional procedures, including comparing and reconciling this information directly to the underlying accounting and other records used to prepare the basic financial statements or to the basic financial statements themselves in accordance with auditing standards generally accepted in the United States of America. In our opinion, this information is fairly stated in all material respects in relation to the basic financial statements taken as a whole.

***Other Reporting Required by Government Auditing Standards***

In accordance with *Government Auditing Standards*, we have also issued our report dated February 24, 2021, on our consideration of the District's internal control over financial reporting and our tests of its compliance with certain provisions of laws, regulations, contracts and grant agreements and other matters. That report describes the scope of our internal control testing over financial reporting and compliance, and the results of that testing, and does not opine on internal control over financial reporting or on compliance. That report is an integral part of an audit performed in accordance with *Government Auditing Standards* in considering the District's internal control over financial reporting and compliance.



Keith Faber  
Auditor of State  
Columbus, Ohio

February 24, 2021

**This page intentionally left blank.**



**FIELD LOCAL SCHOOL DISTRICT  
PORTAGE COUNTY, OHIO**

MANAGEMENT'S DISCUSSION AND ANALYSIS  
FOR THE FISCAL YEAR ENDED JUNE 30, 2020  
(UNAUDITED)

The management's discussion and analysis of Field Local School District's (the "District") financial performance provides an overall review of the District's financial activities for the fiscal year ended June 30, 2020. The intent of this discussion and analysis is to look at the District's financial performance as a whole; readers should also review the basic financial statements and notes to the basic financial statements to enhance their understanding of the District's financial performance.

**Financial Highlights**

Key financial highlights for fiscal year 2020 are as follows:

- The District's net position of governmental activities increased \$2,394,431, which represents a 15.83% increase from 2019's restated net position.
- General revenues for governmental activities accounted for \$23,737,638 in revenue or 84.24% of all revenues. Program specific revenues in the form of charges for services and sales and operating grants and contributions accounted for \$4,441,543 or 15.76% of total governmental activities revenues of \$28,179,181.
- The District had \$25,784,750 in expenses related to governmental activities; only \$4,441,543 of these expenses were offset by program specific charges for services or grants and contributions. General revenues supporting governmental activities (primarily taxes and unrestricted grants and entitlements) of \$23,737,638 were adequate to provide for these programs.
- The District's major governmental funds are the general fund and the bond retirement fund. The general fund had \$24,234,086 in revenues and \$22,002,547 in expenditures and other financing uses. The general fund's fund balance increased \$2,231,539 from a balance of \$2,592,850 to \$4,824,389.
- The bond retirement fund had \$2,003,608 in revenues and \$1,980,813 in expenditures. The bond retirement fund's fund balance increased \$22,795 from \$1,545,596 to \$1,568,391.

**Using the Basic Financial Statements**

This annual report consists of a series of financial statements and notes to those statements. These statements are organized so the reader can understand the District as a financial whole, an entire operating entity. The statements then proceed to provide an increasingly detailed look at specific financial activities.

The *statement of net position* and *statement of activities* provide information about the activities of the whole District, presenting both an aggregate view of the District's finances and a longer-term view of those finances. Fund financial statements provide the next level of detail. For governmental funds, these statements tell how services were financed in the short-term as well as what remains for future spending. The fund financial statements also look at the District's most significant funds with all other nonmajor funds presented in total in one column. In the case of the District, the general fund and the bond retirement fund are by far the most significant funds, and the only governmental funds reported as major funds.

**Reporting the District as a Whole**

**Statement of Net Position and the Statement of Activities**

While this document contains the large number of funds used by the District to provide programs and activities, the view of the District as a whole looks at all financial transactions and asks the question, "How did we do financially during 2020?" The statement of net position and the statement of activities answer this question. These statements include *all assets, deferred outflows of resources, liabilities, deferred inflows of resources, revenues and expenses* using the *accrual basis of accounting* similar to the accounting used by most private-sector companies. This basis of accounting will take into account all of the current year's revenues and expenses regardless of when cash is received or paid.

**FIELD LOCAL SCHOOL DISTRICT  
PORTAGE COUNTY, OHIO**

MANAGEMENT'S DISCUSSION AND ANALYSIS  
FOR THE FISCAL YEAR ENDED JUNE 30, 2020  
(UNAUDITED)

These two statements report the District's *net position* and changes in that position. This change in net position is important because it tells the reader that, for the District as a whole, the *financial position* of the District has improved or diminished. The causes of this change may be the result of many factors, some financial, some not. Non-financial factors include the District's property tax base, current property tax laws in Ohio restricting revenue growth, facility conditions, required educational programs and other factors.

In the statement of net position and statement of activities, the governmental activities include the District's programs and services, including instruction, support services, operation and maintenance of plant, pupil transportation, extracurricular activities, and food service operations.

The District's statement of net position and statement of activities can be found on pages 19-20 of this report.

**Reporting the District's Most Significant Funds**

**Fund Financial Statements**

The analysis of the District's major governmental funds begins on page 14. Fund financial statements provide detailed information about the District's major funds. The District uses many funds to account for a multitude of financial transactions. However, these fund financial statements focus on the District's most significant funds. The District's major governmental funds are the general fund and the bond retirement fund.

**Governmental Funds**

All of the District's activities are reported in governmental funds, which focus on how money flows into and out of those funds and the balances left at year-end available for spending in future periods. These funds are reported using an accounting method called *modified accrual* accounting, which measures cash and all other *financial assets* that can readily be converted to cash. The governmental fund statements provide a detailed *short-term* view of the District's general governmental operations and the basic services it provides. Governmental fund information helps you determine whether there are more or fewer financial resources that can be spent in the near future to finance educational programs. The relationship (or differences) between governmental *activities* (reported in the statement of net position and the statement of activities) and governmental *funds* are reconciled in the financial statements. The basic governmental fund financial statements can be found on pages 21-25 of this report.

**Notes to the Basic Financial Statements**

The notes provide additional information that is essential to a full understanding of the data provided in the government-wide and fund financial statements. These notes to the basic financial statements can be found on pages 26-69.

**Required Supplementary Information**

The required supplementary information provides detailed information regarding the District's proportionate share of the net pension liability and net OPEB liability/asset of the retirement systems and a ten year schedule of the District's contributions to the retirement systems to fund pension and OPEB obligations. The required supplementary information can be found on pages 70-85 of this report.

**FIELD LOCAL SCHOOL DISTRICT  
PORTAGE COUNTY, OHIO**

MANAGEMENT'S DISCUSSION AND ANALYSIS  
FOR THE FISCAL YEAR ENDED JUNE 30, 2020  
(UNAUDITED)

**The District as a Whole**

The table below provides a summary of the District's net position at June 30, 2020 and June 30, 2019. Net position at June 30, 2019 has been restated as described in Note 3.

**Net Position of Governmental Activities**

	Governmental Activities 2020	Restated Governmental Activities 2019
<b><u>Assets</u></b>		
Current and other assets	\$ 23,914,206	\$ 16,412,015
Net OPEB asset	1,244,770	1,268,336
Capital assets, net	<u>22,755,126</u>	<u>23,178,722</u>
Total assets	<u>47,914,102</u>	<u>40,859,073</u>
<b><u>Deferred Outflows of Resources</u></b>		
Unamortized deferred charges on debt refunding	851,103	921,166
Pension	4,152,319	5,759,929
OPEB	<u>430,425</u>	<u>318,409</u>
Total deferred outflows of resources	<u>5,433,847</u>	<u>6,999,504</u>
<b><u>Liabilities</u></b>		
Current liabilities	2,405,498	2,278,404
Long-term liabilities:		
Due within one year	1,693,895	1,485,998
Due in more than one year:		
Net pension liability	21,282,571	22,007,378
Net OPEB liability	2,014,012	2,268,157
Other amounts	<u>21,087,718</u>	<u>21,503,123</u>
Total liabilities	<u>48,483,694</u>	<u>49,543,060</u>
<b><u>Deferred Inflows of Resources</u></b>		
Property taxes and PILOTs levied for next year	13,375,673	9,331,829
Pension	2,005,083	1,845,955
OPEB	<u>2,210,426</u>	<u>2,259,091</u>
Total deferred inflows of resources	<u>17,591,182</u>	<u>13,436,875</u>
<b><u>Net Position</u></b>		
Net investment in capital assets	3,771,611	3,014,584
Restricted	1,348,985	1,276,307
Unrestricted (deficit)	<u>(17,847,523)</u>	<u>(19,412,249)</u>
Total net position (deficit)	<u>\$ (12,726,927)</u>	<u>\$ (15,121,358)</u>

**FIELD LOCAL SCHOOL DISTRICT  
PORTAGE COUNTY, OHIO**

MANAGEMENT'S DISCUSSION AND ANALYSIS  
FOR THE FISCAL YEAR ENDED JUNE 30, 2020  
(UNAUDITED)

The net pension liability (NPL) is the largest single liability reported by the District at June 30, 2020 and is reported pursuant to GASB Statement 68, "Accounting and Financial Reporting for Pensions—an Amendment of GASB Statement 27." The District has adopted GASB Statement 75, "Accounting and Financial Reporting for Postemployment Benefits Other Than Pensions," which significantly revises accounting for costs and liabilities related to other postemployment benefits (OPEB). For reasons discussed below, many end users of this financial statement will gain a clearer understanding of the District's actual financial condition by adding deferred inflows related to pension and OPEB, the net pension liability and the net OPEB liability to the reported net position and subtracting deferred outflows related to pension and OPEB and the net OPEB asset.

Governmental Accounting Standards Board standards are national and apply to all government financial reports prepared in accordance with generally accepted accounting principles. Prior accounting for pensions (GASB 27) and postemployment benefits (GASB 45) focused on a funding approach. This approach limited pension and OPEB costs to contributions annually required by law, which may or may not be sufficient to fully fund each plan's *net pension liability* or *net OPEB liability*. GASB 68 and GASB 75 take an earnings approach to pension and OPEB accounting; however, the nature of Ohio's statewide pension/OPEB plans and state law governing those systems requires additional explanation in order to properly understand the information presented in these statements.

GASB 68 and GASB 75 require the net pension liability and the net OPEB liability to equal the District's proportionate share of each plan's collective:

1. Present value of estimated future pension/OPEB benefits attributable to active and inactive employees' past service.
2. Minus plan assets available to pay these benefits.

GASB notes that pension and OPEB obligations, whether funded or unfunded, are part of the "employment exchange" – that is, the employee is trading his or her labor in exchange for wages, benefits, and the promise of a future pension and other postemployment benefits. GASB noted that the unfunded portion of this promise is a present obligation of the government, part of a bargained-for benefit to the employee and should accordingly be reported by the government as a liability since they received the benefit of the exchange. However, the District is not responsible for certain key factors affecting the balance of these liabilities. In Ohio, the employee shares the obligation of funding pension benefits with the employer. Both employer and employee contribution rates are capped by State statute. A change in these caps requires action of both Houses of the General Assembly and approval of the Governor. Benefit provisions are also determined by State statute. The Ohio Revised Code permits, but does not require, the retirement systems to provide healthcare to eligible benefit recipients. The retirement systems may allocate a portion of the employer contributions to provide for these OPEB benefits.

The employee enters the employment exchange with the knowledge that the employer's promise is limited not by contract but by law. The employer enters the exchange also knowing that there is a specific, legal limit to its contribution to the retirement system. In Ohio, there is no legal means to enforce the unfunded liability of the pension/OPEB plan *as against the public employer*. State law operates to mitigate/lessen the moral obligation of the public employer to the employee, because all parties enter the employment exchange with notice as to the law. The retirement system is responsible for the administration of the pension and OPEB plans.

**FIELD LOCAL SCHOOL DISTRICT  
PORTAGE COUNTY, OHIO**

MANAGEMENT'S DISCUSSION AND ANALYSIS  
FOR THE FISCAL YEAR ENDED JUNE 30, 2020  
(UNAUDITED)

Most long-term liabilities have set repayment schedules or, in the case of compensated absences (i.e. sick and vacation leave), are satisfied through paid time-off or termination payments. There is no repayment schedule for the net pension liability or the net OPEB liability. As explained above, changes in benefits, contribution rates, and return on investments affect the balance of these liabilities but are outside the control of the local government. In the event that contributions, investment returns, and other changes are insufficient to keep up with required payments, State statute does not assign/identify the responsible party for the unfunded portion. Due to the unique nature of how the net pension liability and the net OPEB liability are satisfied, these liabilities are separately identified within the long-term liability section of the statement of net position.

In accordance with GASB 68 and GASB 75, the District's statements prepared on an accrual basis of accounting include an annual pension expense and an annual OPEB expense for their proportionate share of each plan's *change* in net pension liability and net OPEB liability/asset, respectively, not accounted for as deferred inflows/outflows.

Over time, net position can serve as a useful indicator of a government's financial position. At June 30, 2020, the District's liabilities plus deferred inflows of resources exceeded assets plus deferred outflows of resources by \$12,726,927.

At fiscal year-end, capital assets represented 47.49% of total assets. Capital assets include land, construction in progress, land improvements, buildings and improvements, furniture, fixtures and equipment and vehicles. Net investment in capital assets at June 30, 2020 was \$3,771,611. These capital assets are used to provide services to the students and are not available for future spending. Although the District's investment in capital assets is reported net of related debt, it should be noted that the resources to repay the debt must be provided from other sources, since capital assets may not be used to liquidate these liabilities.

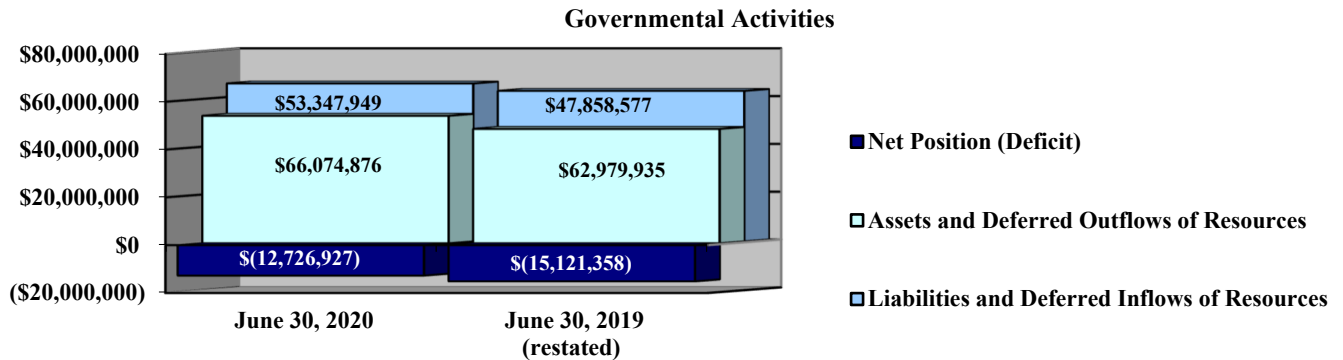
A portion of the District's net position, \$1,348,985, represents resources that are subject to external restriction on how they may be used. The remaining balance of unrestricted net position is a deficit of \$17,847,523.

THIS SPACE IS INTENTIONALLY LEFT BLANK

**FIELD LOCAL SCHOOL DISTRICT  
PORTAGE COUNTY, OHIO**

MANAGEMENT'S DISCUSSION AND ANALYSIS  
FOR THE FISCAL YEAR ENDED JUNE 30, 2020  
(UNAUDITED)

The graph below shows the District's assets, deferred outflows of resources, liabilities, deferred inflows of resources and net position at June 30, 2020 and June 30, 2019. Net position at June 30, 2019 has been restated as described in Note 3.



The table below shows the change in net position for fiscal years 2020 and 2019. Due to practically, 2019 revenues and expenses in the table below have not been adjusted to reflect the implementation of GASB No. 84 (see Note 3). Rather, the cumulative impact of applying GASB No. 84 is reflected in the beginning net position for 2019.

**Change in Net Position**

	Governmental Activities 2020	Governmental Activities 2019
<b><u>Revenues</u></b>		
Program revenues:		
Charges for services and sales	\$ 2,381,164	\$ 2,323,487
Operating grants and contributions	2,060,379	2,028,593
General revenues:		
Property taxes	16,150,864	11,337,655
Grants and entitlements	7,401,961	7,784,675
Payment in lieu of taxes	32,434	32,426
Investment earnings	86,256	108,201
Other	66,123	23,781
Total revenues	<u>28,179,181</u>	<u>23,638,818</u>

(Continued)

**FIELD LOCAL SCHOOL DISTRICT  
PORTAGE COUNTY, OHIO**

MANAGEMENT'S DISCUSSION AND ANALYSIS  
FOR THE FISCAL YEAR ENDED JUNE 30, 2020  
(UNAUDITED)

<b><u>Expenses</u></b>	<b>Change in Net Position (Continued)</b>	
	Governmental Activities	Governmental Activities
	<u>2020</u>	<u>2019</u>
Program expenses:		
Instruction:		
Regular	\$ 11,856,867	\$ 9,876,159
Special	3,909,698	3,024,031
Vocational	171	-
Adult/continuing	99,278	72,958
Other	63,135	9,383
Support services:		
Pupil	1,162,977	903,097
Instructional staff	654,781	485,122
Board of Education	15,955	15,331
Administration	2,367,318	1,964,269
Fiscal	665,301	552,438
Business	20,673	27,165
Operations and maintenance	1,803,513	1,614,539
Pupil transportation	999,510	911,998
Central	54,047	82,183
Operation of non-instructional services:		
Food service operations	695,671	756,131
Other non-instructional services	76,981	82,250
Extracurricular activities	557,078	433,466
Interest and fiscal charges	781,796	970,827
Total expenses	<u>25,784,750</u>	<u>21,781,347</u>
Change in net position	2,394,431	1,857,471
Net position (deficit) at beginning of year (restated)	<u>(15,121,358)</u>	<u>(16,978,829)</u>
Net position (deficit) at end of year	<u><u>\$ (12,726,927)</u></u>	<u><u>\$ (15,121,358)</u></u>

THIS SPACE IS INTENTIONALLY LEFT BLANK

**FIELD LOCAL SCHOOL DISTRICT  
PORTAGE COUNTY, OHIO**

MANAGEMENT'S DISCUSSION AND ANALYSIS  
FOR THE FISCAL YEAR ENDED JUNE 30, 2020  
(UNAUDITED)

**Governmental Activities**

The net position of the District's governmental activities increased \$2,394,431. Total governmental expenses of \$25,784,750 were offset by program revenues of \$4,441,543 and general revenues of \$23,737,638. Program revenues supported 17.23% of the total governmental expenses.

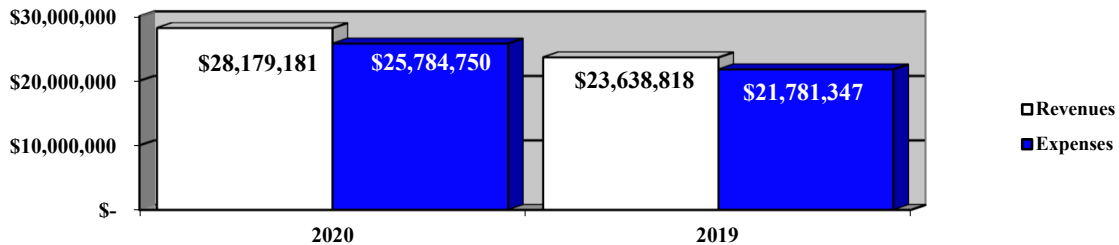
The primary sources of revenue for governmental activities are derived from property taxes and unrestricted grants and entitlements from the State. These revenue sources account for 83.58% of total governmental revenue. The most significant increase was in the area of property taxes. The increase was a result of a new operating levy of 10.75 mill and a permanent improvement levy of 1 mill. The most significant decreases were in the areas of grants and entitlements and earnings on investments. Grants and entitlements decreased due to a decrease in State foundation funding due to the COVID pandemic. Earnings on investments decreased due to a decrease in interest rates earned on investments.

Overall, expenses of the governmental activities increased \$4,003,403 or 18.38%. This increase is primarily the result of an increase in pension and OPEB expenses compared to the previous fiscal year. Pension expense in fiscal year 2020 was \$2,769,506 compared to \$1,900,319 in fiscal year 2019 and OPEB expense was (\$337,143) in fiscal year 2020 compared to (\$2,646,805) in fiscal year 2019. These both increase primarily due to activity occurring at the State Teachers Retirement System (STRS).

The largest expense of the District is for instructional programs. Instruction expenses totaled \$15,929,149 or 61.78% of total governmental expenses for fiscal year 2020.

The graph below presents the District's governmental activities revenue and expenses for fiscal year 2020 and 2019.

**Governmental Activities - Revenues and Expenses**



The statement of activities shows the cost of program services and the charges for services and grants offsetting those services. The following table shows, for governmental activities, the total cost of services and the net cost of services. That is, it identifies the cost of these services supported by tax revenue and unrestricted State grants and entitlements.

THIS SPACE IS INTENTIONALLY LEFT BLANK



**FIELD LOCAL SCHOOL DISTRICT  
PORTAGE COUNTY, OHIO**

**MANAGEMENT'S DISCUSSION AND ANALYSIS  
FOR THE FISCAL YEAR ENDED JUNE 30, 2020  
(UNAUDITED)**

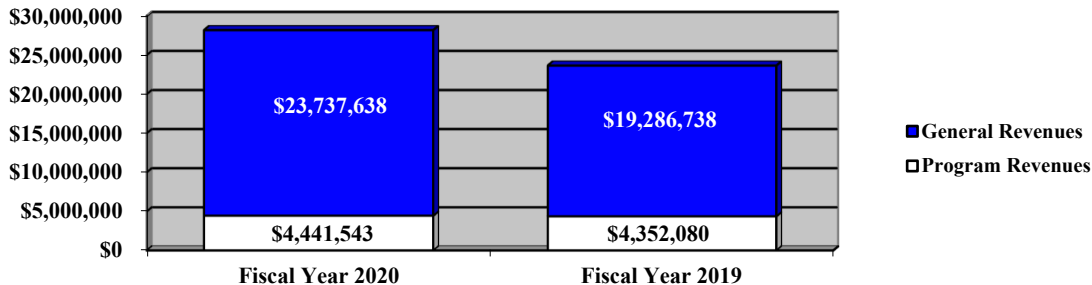
**Governmental Activities**

	Total Cost of Services 2020	Net Cost of Services 2020	Total Cost of Services 2019	Net Cost of Services 2019
<b>Instruction:</b>				
Regular	\$ 11,856,867	\$ 10,095,424	\$ 9,876,159	\$ 8,231,775
Special	3,909,698	2,466,805	3,024,031	1,527,445
Vocational	171	(50,053)	-	(50,445)
Adult/continuing	99,278	99,278	72,958	72,958
Other	63,135	62,077	9,383	9,383
<b>Support services:</b>				
Pupil	1,162,977	997,213	903,097	895,897
Instructional staff	654,781	463,458	485,122	333,571
Board of Education	15,955	15,955	15,331	15,331
Administration	2,367,318	2,340,208	1,964,269	1,919,381
Fiscal	665,301	665,301	552,438	552,438
Business	20,673	20,673	27,165	27,165
Operations and maintenance	1,803,513	1,803,513	1,614,539	1,586,943
Pupil transportation	999,510	963,549	911,998	862,220
Central	54,047	44,504	82,183	71,498
<b>Operation of non-instructional services:</b>				
Food service operations	695,671	149,710	756,131	45,956
Other non-instructional services	76,981	22,072	82,250	55,973
Extracurricular activities	557,078	401,724	433,466	300,951
Interest and fiscal charges	781,796	781,796	970,827	970,827
<b>Total expenses</b>	<b><u>\$ 25,784,750</u></b>	<b><u>\$ 21,343,207</u></b>	<b><u>\$ 21,781,347</u></b>	<b><u>\$ 17,429,267</u></b>

The dependence upon general revenues during fiscal year 2020 for governmental activities is apparent, as 79.56% of 2020 instruction activities are supported through taxes and other general revenues. For all governmental activities, general revenues support was 82.77% in 2020. The District's taxpayers and unrestricted grants and entitlements from the State of Ohio, as a whole, are the primary support for the District's students.

The graph below presents the District's governmental activities revenue for fiscal years 2020 and 2019.

**Governmental Activities - General and Program Revenues**



**FIELD LOCAL SCHOOL DISTRICT  
PORTAGE COUNTY, OHIO**

MANAGEMENT'S DISCUSSION AND ANALYSIS  
FOR THE FISCAL YEAR ENDED JUNE 30, 2020  
(UNAUDITED)

**The District's Funds**

During 2020, the District's governmental funds reported a combined fund balance of \$7,816,225, which is more than last year's total of \$4,400,784. The schedule below indicates the fund balance and the total change in fund balance as of June 30, 2020 and 2019. Fund balances at June 30, 2019 have been restated as described in Note 3.

	Fund Balance June 30, 2020	Restated Fund Balance June 30, 2019	Change	Percentage Change
General	\$ 4,824,389	\$ 2,592,850	\$ 2,231,539	86.07 %
Bond Retirement	1,568,391	1,545,596	22,795	1.47 %
Other Governmental	<u>1,423,445</u>	<u>262,338</u>	<u>1,161,107</u>	442.60 %
Total	<u>\$ 7,816,225</u>	<u>\$ 4,400,784</u>	<u>\$ 3,415,441</u>	77.61 %

**General Fund**

The District's general fund balance increased \$2,231,539. The table that follows assists in illustrating the financial activities and fund balance of the general fund.

	2020 Amount	2019 Amount	Change	Percentage Change
<b><u>Revenues</u></b>				
Property taxes	\$ 14,022,036	\$ 9,689,438	\$ 4,332,598	44.71 %
Payment in lieu of taxes	32,434	32,426	8	0.02 %
Tuition	1,747,335	1,605,165	142,170	8.86 %
Earnings on investments	65,100	83,732	(18,632)	(22.25) %
Intergovernmental	8,021,245	8,409,287	(388,042)	(4.61) %
Other revenues	<u>345,936</u>	<u>357,208</u>	<u>(11,272)</u>	(3.16) %
Total	<u>\$ 24,234,086</u>	<u>\$ 20,177,256</u>	<u>\$ 4,056,830</u>	20.11 %
<b><u>Expenditures</u></b>				
Instruction	\$ 14,557,997	\$ 13,585,542	\$ 972,455	7.16 %
Support services	7,000,580	6,922,349	78,231	1.13 %
Operation of non-instructional services	25,824	61,000	(35,176)	(57.67) %
Extracurricular activities	406,382	401,050	5,332	1.33 %
Debt Service	-	14,808	(14,808)	(100.00) %
Total	<u>\$ 21,990,783</u>	<u>\$ 20,984,749</u>	<u>\$ 1,006,034</u>	4.79 %

The increase in property taxes revenue is mainly the result of the new 10.75 mill operating levy that was passed on May 7, 2019. The increase in tuition revenue was due primarily to an increase in open enrollment revenue. Intergovernmental revenues decreased primarily due to a drop in money received through the state's School Foundation Program. These were decreased at the end of the year by the State of Ohio due to a decrease in the State budget due to the COVID-19 pandemic. Instruction expenditures increased due to an increase in regular instruction and special instruction expenditures during fiscal year 2020. Operation of non-instructional services decreased due to payments made in fiscal year 2019 for a school resource officer.

**FIELD LOCAL SCHOOL DISTRICT  
PORTAGE COUNTY, OHIO**

MANAGEMENT'S DISCUSSION AND ANALYSIS  
FOR THE FISCAL YEAR ENDED JUNE 30, 2020  
(UNAUDITED)

**Bond Retirement Fund**

The District's bond retirement fund balance increased \$22,795. The tables below assist in illustrating the financial activities of the bond retirement fund.

	2020 Amount	2019 Amount	Change	Percentage Change
<b><u>Revenues</u></b>				
Property taxes	\$ 1,758,326	\$ 1,678,874	\$ 79,452	4.73 %
Interest earnings	21,156	24,469	(3,313)	(13.54) %
Intergovernmental	<u>224,126</u>	<u>232,817</u>	<u>(8,691)</u>	(3.73) %
Total	<u>\$ 2,003,608</u>	<u>\$ 1,936,160</u>	<u>\$ 67,448</u>	3.48 %
	2020 Amount	2019 Amount	Change	Percentage Change
<b><u>Expenditures</u></b>				
Support services:				
Administration	\$ 3,803	\$ 4,932	\$ (1,129)	(22.89) %
Fiscal	24,301	23,483	818	3.48 %
Debt Service:				
Principal retirement	1,305,000	582,919	722,081	123.87 %
Interest and fiscal charges	647,709	668,653	(20,944)	(3.13) %
Accretion on capital appreciation bonds	<u>-</u>	<u>567,081</u>	<u>(567,081)</u>	(100.00) %
Total	<u>\$ 1,980,813</u>	<u>\$ 1,847,068</u>	<u>\$ 133,745</u>	7.24 %

The increase in property taxes revenue is mainly the result of variances in the amount of taxes available as an advance to the District at year-end. This amount is recorded as revenue and can vary from year to year based on the date the tax bills are sent. The changes in debt service payments are in agreement with the repayment schedule of the District's outstanding bond issuances.

**General Fund Budgeting Highlights**

The District's budget is prepared according to Ohio law and is based on accounting for certain transactions on a basis of cash receipts, disbursements and encumbrances. The most significant budgeted fund is the general fund.

During the course of fiscal year 2020, the District amended its general fund budget. The District uses site-based budgeting and the budgeting systems are designed to tightly control total site budgets but provide flexibility for site management. For the general fund, original budgeted revenues and other financing sources were \$22,719,209. This amount increased to \$22,745,870 in the final budget. The actual revenues and other financing sources were \$22,840,376.

General fund original appropriations and other financing uses were \$23,052,746. Final budgeted appropriations and other financing uses decreased to \$22,780,510. The actual budget basis expenditures and other financing uses for fiscal year 2020 were \$22,780,511.

**FIELD LOCAL SCHOOL DISTRICT  
PORTAGE COUNTY, OHIO**

MANAGEMENT'S DISCUSSION AND ANALYSIS  
FOR THE FISCAL YEAR ENDED JUNE 30, 2020  
(UNAUDITED)

**Capital Assets and Debt Administration**

**Capital Assets**

During fiscal year 2020, the District had \$22,755,126 invested in land, construction in progress, land improvements, buildings and improvements, furniture, fixtures and equipment, and vehicles. This entire amount was reported in governmental activities.

The following table shows June 30, 2020 balances compared to June 30, 2019 (see Note 9):

**Capital Assets at June 30 (Net of Depreciation)**

	Governmental Activities	
	2020	2019
Land	\$ 597,678	\$ 597,678
Construction in progress	166,975	-
Land improvements	137,081	142,783
Buildings and improvements	21,077,178	21,695,106
Furniture, fixtures and equipment	355,088	337,970
Vehicles	421,126	405,185
Total	\$ 22,755,126	\$ 23,178,722

The overall decrease in governmental activities capital assets for fiscal year 2020 was \$423,596 due to depreciation during the fiscal year exceeding additions.

**Debt Administration**

At June 30, 2020, the District had \$19,129,318 in general obligation bonds outstanding and \$1,068,000 in tax anticipation note. Of this total, \$1,543,000 is due within one year and \$18,654,318 is due in more than one year.

The following table summarizes the governmental activities debt outstanding:

**Outstanding Debt, at Year-End**

	Balance June 30, 2020	Balance June 30, 2019
General obligation bonds:		
Series 2013 refunding	\$ 7,384,318	\$ 7,770,174
Series 2014 refunding	7,935,000	8,585,000
Series 2015 refunding	3,360,000	3,375,000
Energy conservation	450,000	525,000
Total general obligation bonds	19,129,318	20,255,174
Tax Anticipation Note	1,068,000	-
Total	\$ 20,197,318	\$ 20,255,174

See Note 10 to the basic financial statements for additional information on the District's debt administration.

**FIELD LOCAL SCHOOL DISTRICT  
PORTAGE COUNTY, OHIO**

MANAGEMENT'S DISCUSSION AND ANALYSIS  
FOR THE FISCAL YEAR ENDED JUNE 30, 2020  
(UNAUDITED)

**Current Financial Related Activities**

Currently, the District's Five-Year Forecast shows a positive fund balance through all five years of the Forecast. The District relies heavily upon grants, entitlements and property taxes. Since future grant and entitlement revenue is uncertain, the reliance upon local taxes continues to remain very important.

Since the District relies on the State for over 30% of general operating revenues, one of the largest challenges facing the District is that of state funding. State funding has had an unpredictable past. With COVID reducing state funding and impacting the current economic environment, the District is hoping to avoid further State funding reductions. If this does occur, it will have a negative effect on the District's overall financial position.

Voters passed a 7.3 mill renewal on May 7, 2019. The District also passed a new 10.75 mill operating and 1 mill permanent improvement levy on May 7, 2019. The passages of these levies have been critical to the success of the District's financial position as reflected in the Five-Year Forecast. The Five-Year forecast is utilized by the School Board and Administration to effectively and efficiently manage the District's resources to the fullest.

**Contacting the District's Financial Management**

This financial report is designed to provide our citizens, taxpayers, investors and creditors with a general overview of the District's finances and to show the District's accountability for the money it receives. If you have questions about this report or need additional financial information contact Mr. Todd Carpenter, Treasurer of the Field Local School District, 2900 State Route 43, Mogadore, Ohio 44260.

THIS PAGE IS INTENTIONALLY LEFT BLANK

**FIELD LOCAL SCHOOL DISTRICT  
PORTAGE COUNTY, OHIO**

STATEMENT OF NET POSITION  
JUNE 30, 2020

	<u><b>Governmental Activities</b></u>
<b>Assets:</b>	
Equity in pooled cash and cash equivalents . . . . .	\$ 6,251,470
Receivables:	
Property taxes . . . . .	17,411,395
Payment in lieu of taxes . . . . .	42,216
Accounts . . . . .	3,989
Intergovernmental . . . . .	167,379
Prepayments . . . . .	18,389
Materials and supplies inventory . . . . .	6,886
Inventory held for resale . . . . .	12,482
Net OPEB asset (Note 13) . . . . .	1,244,770
Capital assets:	
Nondepreciable capital assets . . . . .	764,653
Depreciable capital assets, net . . . . .	21,990,473
Capital assets, net . . . . .	<u>22,755,126</u>
Total assets . . . . .	<u>47,914,102</u>
<b>Deferred outflows of resources:</b>	
Unamortized deferred charges on debt refunding . . . . .	851,103
Pension (Note 12) . . . . .	4,152,319
OPEB (Note 13) . . . . .	430,425
Total deferred outflows of resources . . . . .	<u>5,433,847</u>
<b>Liabilities:</b>	
Accounts payable . . . . .	71,558
Accrued wages and benefits payable . . . . .	1,843,337
Intergovernmental payable . . . . .	72,968
Pension and postemployment benefits payable . . . . .	346,838
Accrued interest payable . . . . .	70,797
Long-term liabilities:	
Due within one year . . . . .	1,693,895
Due in more than one year:	
Net pension liability (Note 12) . . . . .	21,282,571
Net OPEB liability (Note 13) . . . . .	2,014,012
Other amounts due in more than one year . . . . .	21,087,718
Total liabilities . . . . .	<u>48,483,694</u>
<b>Deferred inflows of resources:</b>	
Property taxes levied for the next fiscal year . . . . .	13,333,457
Payment in lieu of taxes levied for the next fiscal year . . . . .	42,216
Pension (Note 12) . . . . .	2,005,083
OPEB (Note 13) . . . . .	2,210,426
Total deferred inflows of resources . . . . .	<u>17,591,182</u>
<b>Net position:</b>	
Net investment in capital assets . . . . .	3,771,611
Restricted for:	
Capital projects . . . . .	339,518
Debt service . . . . .	697,649
Locally funded programs . . . . .	12,244
State funded programs . . . . .	8,538
Federally funded programs . . . . .	130
Student activities . . . . .	54,954
Other purposes . . . . .	235,952
Unrestricted (deficit) . . . . .	(17,847,523)
Total net position (deficit) . . . . .	<u>\$ (12,726,927)</u>

SEE ACCOMPANYING NOTES TO THE BASIC FINANCIAL STATEMENTS

**FIELD LOCAL SCHOOL DISTRICT  
PORTAGE COUNTY, OHIO**

STATEMENT OF ACTIVITIES  
FOR THE FISCAL YEAR ENDED JUNE 30, 2020

	Expenses	Program Revenues		Net (Expense) Revenue and Changes in Net Position Governmental Activities
		Charges for Services and Sales	Operating Grants and Contributions	
<b>Governmental activities:</b>				
Instruction:				
Regular . . . . .	\$ 11,856,867	\$ 1,757,286	\$ 4,157	\$ (10,095,424)
Special . . . . .	3,909,698	186,986	1,255,907	(2,466,805)
Vocational . . . . .	171	-	50,224	50,053
Adult/continuing. . . . .	99,278	-	-	(99,278)
Other . . . . .	63,135	1,058	-	(62,077)
Support services:				
Pupil. . . . .	1,162,977	-	165,764	(997,213)
Instructional staff . . . . .	654,781	-	191,323	(463,458)
Board of education . . . . .	15,955	-	-	(15,955)
Administration. . . . .	2,367,318	27,110	-	(2,340,208)
Fiscal. . . . .	665,301	-	-	(665,301)
Business. . . . .	20,673	-	-	(20,673)
Operations and maintenance . . . . .	1,803,513	-	-	(1,803,513)
Pupil transportation. . . . .	999,510	-	35,961	(963,549)
Central . . . . .	54,047	9,543	-	(44,504)
Operation of non-instructional services:				
Food service operations . . . . .	695,671	243,827	302,134	(149,710)
Other non-instructional services . . . . .	76,981	-	54,909	(22,072)
Extracurricular activities. . . . .	557,078	155,354	-	(401,724)
Interest and fiscal charges . . . . .	781,796	-	-	(781,796)
Total governmental activities . . . . .	<u>\$ 25,784,750</u>	<u>\$ 2,381,164</u>	<u>\$ 2,060,379</u>	<u>(21,343,207)</u>
<b>General revenues:</b>				
Property taxes levied for:				
General purposes . . . . .				14,043,945
Debt service. . . . .				1,752,670
Capital outlay. . . . .				354,249
Payments in lieu of taxes. . . . .				32,434
Grants and entitlements not restricted				
to specific programs. . . . .				7,401,961
Investment earnings. . . . .				86,256
Miscellaneous. . . . .				66,123
Total general revenues . . . . .				<u>23,737,638</u>
Change in net position . . . . .				2,394,431
<b>Net position (deficit) at beginning of year (restated) . . . . .</b>				<u>(15,121,358)</u>
<b>Net position (deficit) at end of year. . . . .</b>				<u>\$ (12,726,927)</u>

SEE ACCOMPANYING NOTES TO THE BASIC FINANCIAL STATEMENTS



**FIELD LOCAL SCHOOL DISTRICT  
PORTAGE COUNTY, OHIO**

BALANCE SHEET  
GOVERNMENTAL FUNDS  
JUNE 30, 2020

	<u>General</u>	<u>Bond Retirement</u>	<u>Nonmajor Governmental Funds</u>	<u>Total Governmental Funds</u>
<b>Assets:</b>				
Equity in pooled cash and cash equivalents. . . . .	\$ 3,354,808	\$ 1,212,022	\$ 1,684,640	\$ 6,251,470
Receivables:				
Property taxes. . . . .	15,164,286	2,119,625	127,484	17,411,395
Payment in lieu of taxes . . . . .	42,216	-	-	42,216
Accounts . . . . .	3,989	-	-	3,989
Interfund loans . . . . .	264,044	-	-	264,044
Intergovernmental. . . . .	944	-	166,435	167,379
Prepayments. . . . .	17,736	-	653	18,389
Materials and supplies inventory. . . . .	-	-	6,886	6,886
Inventory held for resale. . . . .	-	-	12,482	12,482
Total assets . . . . .	<u>\$ 18,848,023</u>	<u>\$ 3,331,647</u>	<u>\$ 1,998,580</u>	<u>\$ 24,178,250</u>
<b>Liabilities:</b>				
Accounts payable . . . . .	\$ 57,155	\$ -	\$ 14,403	\$ 71,558
Accrued wages and benefits payable . . . . .	1,716,616	-	126,721	1,843,337
Compensated absences payable . . . . .	49,346	-	-	49,346
Intergovernmental payable . . . . .	71,515	-	1,453	72,968
Pension and postemployment benefits payable . . . . .	324,984	-	21,854	346,838
Interfund loans payable. . . . .	-	14,402	249,642	264,044
Total liabilities. . . . .	<u>2,219,616</u>	<u>14,402</u>	<u>414,073</u>	<u>2,648,091</u>
<b>Deferred inflows of resources:</b>				
Property taxes levied for the next fiscal year. . . . .	11,593,871	1,729,481	10,105	13,333,457
Payment in lieu of taxes for the next fiscal year . . . . .	42,216	-	-	42,216
Delinquent property tax revenue not available. . . . .	166,987	19,373	4,738	191,098
Intergovernmental revenue not available. . . . .	944	-	146,219	147,163
Total deferred inflows of resources . . . . .	<u>11,804,018</u>	<u>1,748,854</u>	<u>161,062</u>	<u>13,713,934</u>
<b>Fund balances:</b>				
Nonspendable:				
Materials and supplies inventory. . . . .	-	-	6,886	6,886
Prepays. . . . .	17,736	-	653	18,389
Discretionary nonspendable . . . . .	12,376	-	-	12,376
Restricted:				
Debt service . . . . .	-	1,568,391	-	1,568,391
Capital improvements . . . . .	-	-	1,235,805	1,235,805
Food service operations . . . . .	-	-	82,436	82,436
Other purposes . . . . .	-	-	195,631	195,631
Extracurricular activities . . . . .	-	-	54,954	54,954
Assigned:				
Student instruction . . . . .	452,220	-	-	452,220
Student and staff support. . . . .	498,928	-	-	498,928
School supplies . . . . .	5,393	-	-	5,393
Other purposes. . . . .	8,798	-	-	8,798
Unassigned (deficit) . . . . .	3,828,938	-	(152,920)	3,676,018
Total fund balances . . . . .	<u>4,824,389</u>	<u>1,568,391</u>	<u>1,423,445</u>	<u>7,816,225</u>
Total liabilities, deferred inflows and fund balances . . . . .	<u>\$ 18,848,023</u>	<u>\$ 3,331,647</u>	<u>\$ 1,998,580</u>	<u>\$ 24,178,250</u>

SEE ACCOMPANYING NOTES TO THE BASIC FINANCIAL STATEMENTS

**FIELD LOCAL SCHOOL DISTRICT  
PORTAGE COUNTY, OHIO**

RECONCILIATION OF TOTAL GOVERNMENTAL FUND BALANCES TO  
NET POSITION OF GOVERNMENTAL ACTIVITIES  
JUNE 30, 2020

<b>Total governmental fund balances</b>		\$	7,816,225
<i>Amounts reported for governmental activities on the statement of net position are different because:</i>			
Capital assets used in governmental activities are not financial resources and therefore are not reported in the funds.			22,755,126
Other long-term assets are not available to pay for current-period expenditures and therefore are deferred inflows in the funds.			
Property taxes receivable	\$	191,098	
Intergovernmental receivable		147,163	
Total		<u>338,261</u>	338,261
Unamortized premiums on bonds issued are not recognized in the funds.			(1,357,643)
Unamortized amounts on refundings are not recognized in the funds.			851,103
Accrued interest payable is not due and payable in the current period and therefore is not reported in the funds.			(70,797)
The net pension liability is not due and payable in the current period; therefore, the liability and related deferred inflows/ outflows are not reported in governmental funds.			
Deferred outflows of resources - pension		4,152,319	
Deferred inflows of resources - pension		(2,005,083)	
Net pension liability		<u>(21,282,571)</u>	
Total			(19,135,335)
The net OPEB liability/asset is not due and payable in the current period; therefore, the liability/asset and related deferred inflows / outflows are not reported in governmental funds:			
Deferred outflows of resources - OPEB		430,425	
Deferred inflows of resources - OPEB		(2,210,426)	
Net OPEB asset		1,244,770	
Net OPEB liability		<u>(2,014,012)</u>	
Total			(2,549,243)
Long-term liabilities, including bonds payable, are not due and payable in the current period and therefore are not reported in the funds.			
General obligation bonds		(19,129,318)	
Tax anticipation note		(1,068,000)	
Compensated absences		<u>(1,177,306)</u>	
Total			<u>(21,374,624)</u>
<b>Net position (deficit) of governmental activities</b>		<u>\$</u>	<u>(12,726,927)</u>

SEE ACCOMPANYING NOTES TO THE BASIC FINANCIAL STATEMENTS

**FIELD LOCAL SCHOOL DISTRICT  
PORTAGE COUNTY, OHIO**

STATEMENT OF REVENUES, EXPENDITURES AND CHANGES IN FUND BALANCES  
GOVERNMENTAL FUNDS  
JUNE 30, 2020

	<u>General</u>	<u>Bond Retirement</u>	<u>Nonmajor Governmental Funds</u>	<u>Total Governmental Funds</u>
<b>Revenues:</b>				
From local sources:				
Property taxes . . . . .	\$ 14,022,036	\$ 1,758,326	\$ 349,511	\$ 16,129,873
Payment in lieu of taxes . . . . .	32,434	-	-	32,434
Tuition . . . . .	1,747,335	-	-	1,747,335
Earnings on investments . . . . .	65,100	21,156	4,849	91,105
Charges for services . . . . .	-	-	243,827	243,827
Extracurricular . . . . .	-	-	110,189	110,189
Classroom materials and fees . . . . .	172,294	-	-	172,294
Contributions and donations . . . . .	34,500	-	12,350	46,850
Contract services . . . . .	4,575	-	-	4,575
Other local revenues . . . . .	134,567	-	-	134,567
Intergovernmental - state . . . . .	7,927,346	211,306	185,897	8,324,549
Intergovernmental - federal . . . . .	93,899	12,820	1,044,317	1,151,036
Total revenues . . . . .	<u>24,234,086</u>	<u>2,003,608</u>	<u>1,950,940</u>	<u>28,188,634</u>
<b>Expenditures:</b>				
Current:				
Instruction:				
Regular . . . . .	11,169,292	-	3,195	11,172,487
Special . . . . .	3,230,231	-	493,544	3,723,775
Vocational . . . . .	171	-	-	171
Adult/continuing . . . . .	99,278	-	-	99,278
Other . . . . .	59,025	-	-	59,025
Support services:				
Pupil . . . . .	928,850	-	165,764	1,094,614
Instructional staff . . . . .	421,577	-	191,769	613,346
Board of education . . . . .	15,257	-	-	15,257
Administration . . . . .	2,209,480	3,803	19,113	2,232,396
Fiscal . . . . .	609,509	24,301	3,095	636,905
Business . . . . .	20,954	-	-	20,954
Operations and maintenance . . . . .	1,780,640	-	3,346	1,783,986
Pupil transportation . . . . .	960,266	-	1,040	961,306
Central . . . . .	54,047	-	-	54,047
Operation of non-instructional services:				
Food service operations . . . . .	-	-	657,927	657,927
Other non-instructional services . . . . .	25,824	-	51,157	76,981
Extracurricular activities . . . . .	406,382	-	112,672	519,054
Facilities acquisition and construction . . . . .	-	-	166,975	166,975
Debt service:				
Principal retirement . . . . .	-	1,305,000	-	1,305,000
Interest and fiscal charges . . . . .	-	647,709	-	647,709
Total expenditures . . . . .	<u>21,990,783</u>	<u>1,980,813</u>	<u>1,869,597</u>	<u>25,841,193</u>
Excess (deficiency) of revenues over (under) expenditures . . . . .	<u>2,243,303</u>	<u>22,795</u>	<u>81,343</u>	<u>2,347,441</u>
<b>Other financing sources (uses):</b>				
Sale of notes . . . . .	-	-	1,068,000	1,068,000
Transfers in . . . . .	-	-	11,764	11,764
Transfers (out) . . . . .	(11,764)	-	-	(11,764)
Total other financing sources (uses) . . . . .	<u>(11,764)</u>	<u>-</u>	<u>1,079,764</u>	<u>1,068,000</u>
Net change in fund balances . . . . .	2,231,539	22,795	1,161,107	3,415,441
<b>Fund balances at beginning of year (restated) . . . . .</b>	<u>2,592,850</u>	<u>1,545,596</u>	<u>262,338</u>	<u>4,400,784</u>
<b>Fund balances at end of year . . . . .</b>	<u>\$ 4,824,389</u>	<u>\$ 1,568,391</u>	<u>\$ 1,423,445</u>	<u>\$ 7,816,225</u>

SEE ACCOMPANYING NOTES TO THE BASIC FINANCIAL STATEMENTS

**FIELD LOCAL SCHOOL DISTRICT  
PORTAGE COUNTY, OHIO**

RECONCILIATION OF THE STATEMENT OF REVENUES, EXPENDITURES  
AND CHANGES IN FUND BALANCES OF GOVERNMENTAL FUNDS  
TO THE STATEMENT OF ACTIVITIES  
JUNE 30, 2020

<b>Net change in fund balances - total governmental funds</b>	\$	3,415,441
<i>Amounts reported for governmental activities in the statement of activities are different because:</i>		
Governmental funds report capital outlays as expenditures. However, in the statement of activities, the cost of those assets is allocated over their estimated useful lives as depreciation expense.		
Capital asset additions	\$ 310,035	
Current year depreciation	<u>(733,631)</u>	
Total		(423,596)
Revenues in the statement of activities that do not provide current financial resources are not reported as revenues in the funds.		
Property taxes	20,991	
Intergovernmental	<u>(67,638)</u>	
Total		(46,647)
Repayment of principal is an expenditure in the governmental funds, but the repayment reduces long-term liabilities on the statement of net position. Principal payments during the year were:		
General obligation bonds	1,230,000	
Energy conservation bonds	<u>75,000</u>	
Total		1,305,000
Issuances of tax anticipation notes are recorded as other financing sources in the funds; however, in the statement of activities, they are not reported as other financing sources as they increase liabilities on the statement of net position.		
		(1,068,000)
In the statement of activities, interest is accrued on outstanding bonds, whereas in governmental funds, an interest expenditure is reported when due. The following items resulted in additional interest being reported in the statement of activities:		
Decrease in accrued interest payable	2,459	
Accreted interest on capital appreciation bonds	(179,144)	
Amortization of bond premiums	112,661	
Amortization of deferred charges	<u>(70,063)</u>	
Total		(134,087)
Contractually required pension contributions are reported as expenditures in governmental funds; however, the statement of activities reports these amounts as deferred outflows.		
		1,727,575
Except for amounts reported as deferred inflows/outflows, changes in the net pension liability are reported as pension expense in the statement of activities.		
		(2,769,506)
Contractually required OPEB contributions are reported as expenditures in governmental funds; however, the statement of activities reports these amounts as deferred outflows.		
		54,117
Except for amounts reported as deferred inflows/outflows, changes in the net OPEB liability/asset are reported as OPEB expense in the statement of activities.		
		337,143
Some expenses reported in the statement of activities, such as compensated absences, do not require the use of current financial resources and therefore are not reported as expenditures in governmental funds.		
		<u>(3,009)</u>
<b>Change in net position of governmental activities</b>	<b>\$</b>	<b><u>2,394,431</u></b>

SEE ACCOMPANYING NOTES TO THE BASIC FINANCIAL STATEMENTS

**FIELD LOCAL SCHOOL DISTRICT  
PORTAGE COUNTY, OHIO**

STATEMENT OF REVENUES, EXPENDITURES AND CHANGES IN  
FUND BALANCE - BUDGET AND ACTUAL (NON-GAAP BUDGETARY BASIS)  
GENERAL FUND  
JUNE 30, 2020

	<u>Budgeted Amounts</u>			<b>Variance with Final Budget Positive (Negative)</b>
	<u>Original</u>	<u>Final</u>	<u>Actual</u>	
<b>Revenues:</b>				
From local sources:				
Property taxes . . . . .	\$ 12,611,693	\$ 12,626,493	\$ 12,678,954	\$ 52,461
Tuition . . . . .	1,738,065	1,740,105	1,747,335	7,230
Earnings on investments . . . . .	64,755	64,831	65,100	269
Classroom materials and fees . . . . .	44,925	44,978	45,165	187
Contributions and donations . . . . .	34,317	34,357	34,500	143
Other local revenues . . . . .	62,576	62,650	62,910	260
Intergovernmental - state . . . . .	7,895,128	7,904,393	7,937,235	32,842
Intergovernmental - federal . . . . .	93,401	93,510	93,899	389
<b>Total revenues . . . . .</b>	<u>22,544,860</u>	<u>22,571,317</u>	<u>22,665,098</u>	<u>93,781</u>
<b>Expenditures:</b>				
Current:				
Instruction:				
Regular . . . . .	11,455,389	10,904,970	10,904,971	(1)
Special . . . . .	3,195,525	3,618,554	3,618,554	-
Vocational . . . . .	71	63	63	-
Adult/continuing . . . . .	80,123	99,278	99,278	-
Other . . . . .	11,781	48,662	48,662	-
Support services:				
Pupil . . . . .	1,110,350	953,613	953,613	-
Instructional staff . . . . .	426,365	423,218	423,218	-
Board of education . . . . .	18,309	15,256	15,256	-
Administration . . . . .	2,268,311	2,221,138	2,221,138	-
Fiscal . . . . .	618,818	620,484	620,484	-
Business . . . . .	21,054	20,954	20,954	-
Operations and maintenance . . . . .	2,109,367	2,024,810	2,024,810	-
Pupil transportation . . . . .	1,178,152	1,021,812	1,021,812	-
Central . . . . .	17,436	19,565	19,565	-
Operation of non-instructional services:				
Other non-instructional services . . . . .	64,824	58,217	58,217	-
Extracurricular activities . . . . .	438,434	409,565	409,565	-
<b>Total expenditures . . . . .</b>	<u>23,014,309</u>	<u>22,460,159</u>	<u>22,460,160</u>	<u>(1)</u>
Excess (deficiency) of revenues over (under) expenditures . . . . .	<u>(469,449)</u>	<u>111,158</u>	<u>204,938</u>	<u>93,780</u>
<b>Other financing sources (uses):</b>				
Refund of prior year's expenditures . . . . .	79,165	79,258	79,587	329
Transfers (out) . . . . .	(14,412)	(56,307)	(56,307)	-
Advances in . . . . .	94,005	94,115	94,506	391
Advances (out) . . . . .	(24,025)	(264,044)	(264,044)	-
Sale of capital assets . . . . .	1,179	1,180	1,185	5
<b>Total other financing sources (uses) . . . . .</b>	<u>135,912</u>	<u>(145,798)</u>	<u>(145,073)</u>	<u>725</u>
Net change in fund balance . . . . .	(333,537)	(34,640)	59,865	94,505
<b>Fund balance at beginning of year . . . . .</b>	1,524,355	1,524,355	1,524,355	-
<b>Prior year encumbrances appropriated . . . . .</b>	697,815	697,815	697,815	-
<b>Fund balance at end of year . . . . .</b>	<u>\$ 1,888,633</u>	<u>\$ 2,187,530</u>	<u>\$ 2,282,035</u>	<u>\$ 94,505</u>

SEE ACCOMPANYING NOTES TO THE BASIC FINANCIAL STATEMENTS

**FIELD LOCAL SCHOOL DISTRICT  
PORTAGE COUNTY, OHIO**

NOTES TO THE BASIC FINANCIAL STATEMENTS  
FOR THE FISCAL YEAR ENDED JUNE 30, 2020

**NOTE 1 - DESCRIPTION OF THE SCHOOL DISTRICT**

The Field Local School District (the "District") is a body politic and corporate established for the purpose of exercising the rights and privileges conveyed to it by the constitution and laws of the State of Ohio.

The District operates under a locally elected five-member Board form of government and provides educational services as mandated by State and/or Federal agencies. The Board controls the District's eight instructional/support facilities staffed by 105 non-certified employees and 139 certified teaching and support personnel who provide services to approximately 1,991 students and other community members.

**NOTE 2 - SUMMARY OF SIGNIFICANT ACCOUNTING POLICIES**

The basic financial statements of the District have been prepared in conformity with accounting principles generally accepted in the United States of America (GAAP) as applied to governmental units. The Governmental Accounting Standards Board (GASB) is the accepted standard-setting body for establishing governmental accounting and financial reporting principles. The District's significant accounting policies are described below.

**A. Reporting Entity**

The reporting entity has been defined in accordance with GASB Statement No. 14, "*The Financial Reporting Entity*" as amended by GASB Statement No. 39, "*Determining Whether Certain Organizations Are Component Units*", and GASB Statement No. 61, "*The Financial Reporting Entity: Omnibus an Amendment of GASB Statements No. 14 and No. 34*". The reporting entity is composed of the primary government and component units. The primary government consists of all funds, departments, boards and agencies that are not legally separate from the District. For the District, this includes general operations, food service, and student related activities of the District.

Component units are legally separate organizations for which the District is financially accountable. The District is financially accountable for an organization if the District appoints a voting majority of the organization's Governing Board and (1) the District is able to significantly influence the programs or services performed or provided by the organization; or (2) the District is legally entitled to or can otherwise access the organization's resources; or (3) the District is legally obligated or has otherwise assumed the responsibility to finance the deficits of, or provide financial support to, the organization; or (4) the District is obligated for the debt of the organization. Component units may also include organizations that are fiscally dependent on the District in that the District approves the budget, the issuance of debt or the levying of taxes. Certain organizations are also included as component units if the nature and significance of the relationship between the primary government and the organization is such that exclusion by the primary government would render the primary government's financial statements incomplete or misleading. Based upon the application of these criteria, the District has no component units. The basic financial statements of the reporting entity include only those of the District (the primary government).

**FIELD LOCAL SCHOOL DISTRICT  
PORTAGE COUNTY, OHIO**

NOTES TO THE BASIC FINANCIAL STATEMENTS  
FOR THE FISCAL YEAR ENDED JUNE 30, 2020

**NOTE 2 - SUMMARY OF SIGNIFICANT ACCOUNTING POLICIES - (Continued)**

The following organizations are described due to their relationship to the District:

*JOINTLY GOVERNED ORGANIZATION*

Northeast Ohio Network for Educational Technology (“NEOnet”)

NEOnet was established as a jointly governed organization among sixteen school districts and the Summit County Educational Service Center that was formed July 1, 1995. NEOnet was formed for the purpose of applying modern technology (with the aid of computers and other electronic equipment) to improve administrative and instructional functions of member districts. NEOnet has since been restructured and organized as a council of governments (COG) under Ohio Revised Code 3301.075 and Chapter 167. The new COG is called the Metropolitan Regional Service Council (Council). The Council serves several program functions for the 30 school district members, such as NEOnet ITC functions and as a collaborative purchasing agent. The Council is self-supporting and conducts its fiscal services in house with a licensed treasurer.

The Council employs an Executive Director who works cooperatively with a nine-member Board of Directors consisting of four superintendents, the Portage Lakes Career Center superintendent, three members of the treasurers’ committee and one member of the technology committee. The degree of control exercised by any participating school district is limited to its representation on the assembly, which elects the board of directors, who exercises total control over the operation of NEOnet including budgeting, appropriating, contracting and designating management. All revenues are generated from State funding and an annual fee per student to participating districts. The Metropolitan Regional Services Council and NEOnet are located at 700 Graham Road, Cuyahoga Falls, Ohio 44221.

*PUBLIC ENTITY RISK POOL*

Portage Area School Consortium

The Portage Area School Consortium (the “Consortium”) is a regional council of governments established pursuant to Chapter 167 of the Ohio Revised Code, consisting of various school districts in the Portage County, Ohio area. The Consortium is a stand-alone entity, comprised of two stand-alone pools; the Portage Area School Consortium Property and Casualty Pool and the Portage Area School Consortium Health and Welfare Insurance Pool. These pools were established by the Consortium on August 5, 1988 to provide property and casualty risk management services and risk sharing to its members. The pools were established as local government risk pools under Section 1744.081 of the Ohio Revised Code and are not subject to federal tax filing requirements.

Ohio Revised Code Section 167.04 requires the Consortium to adopt bylaws designating the officers of the Consortium and their method of selection, creating a governing body to act for the Consortium, appointing a fiscal officer, and providing for the conduct of the Consortium’s business. The Assembly is the legislative and managerial body of the Consortium. The Assembly is composed of representation of the member schools. The member school’s governing body appoints representatives to the Consortium (usually the superintendent or designee). In the case of a member that is a school district, that representative shall be an executive appointed by the board of education. The Assembly serves without compensation.

**FIELD LOCAL SCHOOL DISTRICT  
PORTAGE COUNTY, OHIO**

NOTES TO THE BASIC FINANCIAL STATEMENTS  
FOR THE FISCAL YEAR ENDED JUNE 30, 2020

**NOTE 2 - SUMMARY OF SIGNIFICANT ACCOUNTING POLICIES - (Continued)**

**B. Fund Accounting**

The District uses funds to maintain its financial records during the fiscal year. Fund accounting is designed to demonstrate legal compliance and to aid financial management by segregating transactions related to certain District functions or activities. A fund is defined as a fiscal and accounting entity with a self-balancing set of accounts. There are three categories of funds: governmental, proprietary and fiduciary. The District has no proprietary funds or fiduciary funds.

*GOVERNMENTAL FUNDS*

Governmental funds are those through which most governmental functions typically are financed. Governmental fund reporting focuses on the sources, uses and balances of current financial resources. Expendable assets are assigned to the various governmental funds according to the purposes for which they may or must be used. Current liabilities are assigned to the fund from which they will be paid. The difference between governmental fund assets plus deferred outflows of resources and liabilities plus deferred inflows of resources is reported as fund balance.

The following are the District's major governmental funds:

*General fund* - The general fund is used to account for all financial resources except those required to be accounted for in another fund. The general fund balance is available to the District for any purpose provided it is expended or transferred according to the general laws of Ohio.

*Bond Retirement fund* - The bond retirement fund is used to account for financial resources that are restricted to expenditures for principal, interest, and related debt service costs.

Other governmental funds of the District are used to account for (a) financial resources that are restricted, committed, or assigned to expenditures for capital outlays including the acquisition or construction of capital facilities and other capital assets, and (b) specific revenue sources that are restricted or committed to an expenditure for specified purposes other than debt service or capital projects.

**C. Basis of Presentation and Measurement Focus**

The District's basic financial statements consist of government-wide statements, including a statement of net position and a statement of activities, and fund financial statements, which provide a more detailed level of financial information.

*Government-Wide Financial Statements* - The statement of net position and the statement of activities display information about the District as a whole. These statements include the financial activities of the primary government.

The government-wide statement of activities presents a comparison between direct expenses and program revenues for each function or program of the governmental activities of the District. Direct expenses are those that are specifically associated with a service, program or department and therefore clearly identifiable to a particular function. Program revenues include amounts paid by the recipient of goods or services offered by the program and grants and contributions that are restricted to meeting the operational or capital requirements of a particular program. Revenues not classified as program revenues are presented as general revenues of the District.



**FIELD LOCAL SCHOOL DISTRICT  
PORTAGE COUNTY, OHIO**

NOTES TO THE BASIC FINANCIAL STATEMENTS  
FOR THE FISCAL YEAR ENDED JUNE 30, 2020

**NOTE 2 - SUMMARY OF SIGNIFICANT ACCOUNTING POLICIES - (Continued)**

The government-wide financial statements are prepared using the economic resources measurement focus. All assets, deferred outflows of resources, liabilities and deferred inflows of resources associated with the operation of the District are included on the statement of net position.

*Fund Financial Statements* - Fund financial statements report detailed information about the District. The focus of governmental fund financial statements is on major funds rather than reporting funds by type. Each major fund is presented in a separate column, and all nonmajor funds are aggregated into one column.

All governmental funds are accounted for using a flow of current financial resources measurement focus. With this measurement focus, only current assets, deferred outflows of resources, liabilities and deferred inflows of resources generally are included on the balance sheet. The statement of revenues, expenditures and changes in fund balances reports on the sources (i.e., revenues and other financing sources) and uses (i.e., expenditures and other financing uses) of current financial resources. This approach differs from the manner in which the governmental activities of the government-wide financial statements are prepared. Governmental fund financial statements therefore include a reconciliation with brief explanations to better identify the relationship between the government-wide statements and the statements for governmental funds.

**D. Basis of Accounting**

Basis of accounting determines when transactions are recorded in the financial records and reported on the financial statements. Government-wide financial statements are prepared using the accrual basis of accounting. Governmental funds use the modified accrual basis of accounting. Fiduciary funds also use the accrual basis of accounting.

*Revenues - Exchange and Nonexchange Transactions* - Revenue resulting from exchange transactions, in which each party gives and receives essentially equal value, is recorded on the accrual basis when the exchange takes place. On a modified accrual basis, revenue is recorded in the fiscal year in which the resources are measurable and become available. Available means that the resources will be collected within the current fiscal year or are expected to be collected soon enough thereafter to be used to pay liabilities of the current fiscal year. For the District, available means expected to be received within sixty days of fiscal year-end.

Nonexchange transactions, in which the District receives value without directly giving equal value in return, include property taxes, grants, entitlements and donations. On an accrual basis, revenue from property taxes is recognized in the fiscal year for which the taxes are levied (see Note 6).

Revenue from grants, entitlements and donations is recognized in the fiscal year in which all eligibility requirements have been satisfied. Eligibility requirements include timing requirements, which specify the year when the resources are required to be used or the fiscal year when use is first permitted, matching requirements, in which the District must provide local resources to be used for a specified purpose, and expenditure requirements, in which the resources are provided to the District on a reimbursement basis. On a modified accrual basis, revenue from nonexchange transactions must also be available before it can be recognized.

Under the modified accrual basis, property taxes available as an advance and refunds due to the District are considered to be both measurable and available at fiscal year-end.

**FIELD LOCAL SCHOOL DISTRICT  
PORTAGE COUNTY, OHIO**

NOTES TO THE BASIC FINANCIAL STATEMENTS  
FOR THE FISCAL YEAR ENDED JUNE 30, 2020

**NOTE 2 - SUMMARY OF SIGNIFICANT ACCOUNTING POLICIES - (Continued)**

Deferred Outflows of Resources and Deferred Inflows of Resources - In addition to assets, the government-wide statement of net position will report a separate section for deferred outflows of resources. Deferred outflows of resources represents a consumption of net position that applies to a future period and will not be recognized as an outflow of resources (expense/expenditure) until then. See Notes 12 and 13 for deferred outflows of resources related to the District's net pension liability and net OPEB liability/asset, respectively. In addition, deferred outflows of resources include a deferred charge on debt refunding. A deferred charge on refunding results from the difference in the carrying value of refunded debt and its reacquisition price. This amount is deferred and amortized over the shorter of the life of the refunded or refunding debt.

In addition to liabilities, both the government-wide statement of net position and the governmental fund financial statements report a separate section for deferred inflows of resources. Deferred inflows of resources represent an acquisition of net position that applies to a future period and will not be recognized as an inflow of resources (revenue) until that time. For the District, deferred inflows of resources include property taxes, payments in lieu of taxes and unavailable revenue. Property taxes and payments in lieu of taxes represent amounts for which there is an enforceable legal claim as of June 30, 2020, but which were levied to finance fiscal year 2021 operations. These amounts have been recorded as a deferred inflow of resources on both the government-wide statement of net position and the governmental fund financial statements. Unavailable revenue is reported only on the governmental funds balance sheet and represents receivables which will not be collected within the available period. For the District, unavailable revenue includes, but is not limited to, delinquent property taxes and intergovernmental grants. These amounts are deferred and recognized as an inflow of resources in the period the amounts become available.

See Notes 12 and 13 for deferred inflow of resources related to the District's net pension liability and net OPEB liability/asset, respectively. This deferred inflow of resources is only reported on the government-wide statement of net position.

Expenses/Expenditures - On the accrual basis of accounting, expenses are recognized at the time they are incurred. The entitlement value of donated commodities received during the year is reported in the statement of revenues, expenditures and changes in fund balances as an expenditure with a corresponding amount reported as intergovernmental revenue.

The measurement focus of governmental fund accounting is on decreases in net financial resources (expenditures) rather than expenses. Expenditures are generally recognized in the accounting period in which the related fund liability is incurred, if measurable. Allocations of cost, such as depreciation and amortization, are not recognized in governmental funds.

**E. Budgets**

The District is required by State statute to adopt an annual appropriated cash basis budget for all funds. The specific timetable for fiscal year 2020 was as follows:

1. On or before February 1, the fiscal officer of the District must submit the alternative tax budget for the subsequent fiscal year to the Portage County Auditor. The alternative tax budget includes all proposed expenditures and the means of financing those expenditures for all funds. The purpose of the alternative tax budget is to reflect the need for existing (or increased) tax rates, as determined by the Portage County Budget Commission.

**FIELD LOCAL SCHOOL DISTRICT  
PORTAGE COUNTY, OHIO**

NOTES TO THE BASIC FINANCIAL STATEMENTS  
FOR THE FISCAL YEAR ENDED JUNE 30, 2020

**NOTE 2 - SUMMARY OF SIGNIFICANT ACCOUNTING POLICIES - (Continued)**

2. Prior to April 1, the Board of Education accepts, by formal resolution, the tax rates as determined by the Budget Commission and receives the Commission's certificate of estimated resources which states the projected revenue of each fund. Prior to July 1, the District must revise its budget so that total contemplated expenditures from any fund during the ensuing year will not exceed the amount stated in the certificate of estimated resources. The revised budget then serves as a basis for the appropriation measure. On or about July 1, the certificate is amended to include any unencumbered balances from the preceding year as reported by the District Treasurer. The certificate may be further amended during the year if projected increases or decreases in revenue are identified by the District Treasurer. The budget figures, as shown in the accompanying budgetary statement, reflect the amounts set forth in the original and final amended certificates issued for fiscal year 2020.
3. By July 1, the annual appropriation resolution is legally enacted by the Board of Education at the fund level of expenditures, which is the legal level of budgetary control. Although the legal level of budgetary control has been established at the fund level of expenditures, the District has elected to present budgetary statement comparisons at the fund and function level of expenditures. State statute permits a temporary appropriation to be effective until no later than October 1 of each year. Resolution appropriations by fund must be within the estimated resources as certified by the County Budget Commission and the total of expenditures and encumbrances may not exceed the appropriation totals.
4. Any revisions that alter the total of any fund appropriation must be approved by the Board of Education.
5. Formal budgetary integration is employed as a management control device during the year for all funds consistent with the general obligation bond indenture and other statutory provisions. All funds completed the year within the amount of their legally authorized cash basis appropriation.
6. Appropriation amounts are as originally adopted, or as amended by the Board of Education through the year by supplemental appropriations, which either reallocated or increased the original appropriated amounts. All supplemental appropriations were legally enacted by the Board prior to June 30, 2020; however, none of these amendments were significant. The budget figures, as shown in the accompanying budgetary statement, reflect the original and final appropriation amounts including all amendments and modifications.
7. Unencumbered appropriations lapse at year-end. Encumbered appropriations are carried forward to the succeeding fiscal year and need not be re-appropriated. Expenditures plus encumbrances may not legally exceed budgeted appropriations at the fund level.

**F. Cash and Investments**

To improve cash management, cash received by the District is pooled in a central bank account. Monies for all funds are maintained in this account or temporarily used to purchase short-term investments. Individual fund integrity is maintained through District records. Each fund's interest in the pool is presented as "equity in pooled cash and cash equivalents" on the basic financial statements.

**FIELD LOCAL SCHOOL DISTRICT  
PORTAGE COUNTY, OHIO**

NOTES TO THE BASIC FINANCIAL STATEMENTS  
FOR THE FISCAL YEAR ENDED JUNE 30, 2020

**NOTE 2 - SUMMARY OF SIGNIFICANT ACCOUNTING POLICIES - (Continued)**

During fiscal year 2020, investments were limited to the State Treasury Asset Reserve of Ohio (STAR Ohio) and non-negotiable certificates of deposit. Investments in non-negotiable certificates of deposit are reported at cost while investments in STAR are Ohio are reported at amortized cost as described below.

STAR Ohio is an investment pool managed by the State Treasurer's Office which allows governments within the State to pool their funds for investment purposes. STAR Ohio is not registered with the SEC as an investment company, but has adopted Governmental Accounting Standards Board (GASB), Statement No. 79, "Certain External Investment Pools and Pool Participants." The District measures its investment in STAR Ohio at the net asset value (NAV) per share provided by STAR Ohio. The NAV per share is calculated on an amortized cost basis that provides an NAV per share that approximates fair value.

For fiscal year 2020, there were no limitations or restrictions on any participant withdrawals due to redemption notice periods, liquidity fees, or redemption gates. However, notice must be given 24 hours in advance of all deposits and withdrawals exceeding \$25 million. STAR Ohio reserves the right to limit the transaction to \$100 million, requiring the excess amount to be transacted the following business day(s), but only to the \$100 million limit. All accounts of the participant will be combined for these purposes.

Under existing Ohio statutes, the Board of Education has, by resolution, specified funds to receive an allocation of interest earnings. Interest revenue credited to the general fund during fiscal year 2020 amounted to \$65,100, which includes \$12,131 assigned from other District funds.

For presentation on the basic financial statements, investments of the cash management pool and investments with original maturities of three months or less at the time they are purchased by the District are considered to be cash equivalents. Investments with an initial maturity of more than three months are reported as investments.

An analysis of the District's investment account at fiscal year-end is provided in Note 4.

**G. Interfund Balances**

On fund financial statements, receivables and payables resulting from interfund loans and cash deficits among the governmental activities are classified as "interfund loans receivable/payable". These amounts are eliminated in the governmental activities column on the statement of net position.

**H. Inventory**

On government-wide and fund financial statements, purchased inventories are presented at the lower of cost or market and donated commodities are presented at their entitlement value. Inventories are recorded on a first-in, first-out basis and are expensed when used. Inventories are accounted for using the consumption method.

On the fund financial statements, reported materials and supplies inventory is equally offset by a nonspendable fund balance in the governmental funds which indicates that it does not constitute available spendable resources even though it is a component of net current assets.

Inventory consists of expendable supplies held for consumption, donated food and purchased food.

**FIELD LOCAL SCHOOL DISTRICT  
PORTAGE COUNTY, OHIO**

NOTES TO THE BASIC FINANCIAL STATEMENTS  
FOR THE FISCAL YEAR ENDED JUNE 30, 2020

**NOTE 2 - SUMMARY OF SIGNIFICANT ACCOUNTING POLICIES - (Continued)**

**I. Capital Assets**

General capital assets are those assets specifically related to governmental activities. These assets generally result from expenditures in the governmental funds. These assets are reported in the governmental activities column of the government-wide statement of net position, but are not reported in the fund financial statements.

All capital assets are capitalized at cost (or estimated historical cost) and updated for additions and retirements during the year. Donated capital assets are recorded at their acquisition values as of the date received. The District maintains a capitalization threshold of \$5,000. The District does not possess any infrastructure. Improvements are capitalized; the costs of normal maintenance and repairs that do not add to the value of the asset or materially extend an asset's life are not.

All reported capital assets except land and construction in progress are depreciated. Improvements are depreciated over the remaining useful lives of the related capital assets. Depreciation is computed using the straight-line method over the following useful lives:

<u>Description</u>	<u>Governmental Activities Estimated Lives</u>
Land Improvements	15 - 30 Years
Buildings and Improvements	15 - 62 Years
Furniture, Fixtures, and Equipment	5 - 20 Years
Vehicles	5 - 15 Years

**J. Compensated Absences**

Vacation benefits are accrued as a liability as the benefits are earned if the employees' rights to receive compensation are attributable to services already rendered and it is probable that the District will compensate the employees for the benefits through paid time off or some other means.

Sick leave benefits are accrued as a liability using the termination method. An accrual for earned sick leave is made to the extent that it is probable that the benefits will result in termination payments. The liability is based on the District's past experience of making termination payments. The entire compensated absences liability is reported on the government-wide financial statements.

For the governmental fund financial statements, compensated absences are recognized as liabilities and expenditures to the extent payments come due each period upon the occurrence of employee resignations and retirements. These amounts are recorded in the account "compensated absences payable" in the fund from which the employees who have accumulated leave are paid.

**FIELD LOCAL SCHOOL DISTRICT  
PORTAGE COUNTY, OHIO**

NOTES TO THE BASIC FINANCIAL STATEMENTS  
FOR THE FISCAL YEAR ENDED JUNE 30, 2020

**NOTE 2 - SUMMARY OF SIGNIFICANT ACCOUNTING POLICIES - (Continued)**

**K. Accrued Liabilities and Long-Term Obligations**

All payables, accrued liabilities and long-term obligations are reported in the government-wide financial statements.

In general, governmental fund payables and accrued liabilities that, once incurred, are paid in a timely manner and in full from current financial resources are reported as obligations of the funds; however, claims and judgments, compensated absences, net pension liabilities, and net OPEB liabilities that will be paid from governmental funds are reported as a liability in the fund financial statements only to the extent that they are due for payment during the subsequent year. Bonds and capital leases are recognized as a liability on the fund financial statements when due. Net pension/OPEB liability should be recognized in the governmental funds to the extent that benefit payments are due and payable and the pension/OPEB plan's fiduciary net position is not sufficient for payment of those benefits.

**L. Unamortized Bond Premiums and Discounts, and Deferred Charges on Debt Refunding**

On the government-wide financial statements, bond premiums and discounts are amortized over the term of the bonds using the straight-line method, which approximates the effective interest method. Bond premiums are presented as an addition to the face amount of the bonds and bond discounts are presented as a reduction to the face amount of the bonds. On the governmental fund financial statements, bond premiums and discounts are recognized in the period in which these items are incurred. The reconciliation between the face value of bonds and the amount reported on the statement of net position is presented in Note 10.

For current and advance refundings resulting in the defeasance of debt reported in the government-wide financial statements, the difference between the reacquisition price and the net carrying amount of the refunded debt is amortized as a component of interest expense. This accounting gain or loss on refunding is amortized over the remaining term of the old debt or the term of the new debt, whichever is shorter, and is presented on the statement of net position as a deferred inflow of resources or a deferred outflow of resources.

**M. Fund Balance**

Fund balance is divided into five classifications based primarily on the extent to which the District is bound to observe constraints imposed upon the use of the resources in the governmental funds. The classifications are as follows:

*Nonspendable* - The nonspendable fund balance classification includes amounts that cannot be spent because they are not in spendable form or legally required to be maintained intact. The "not in spendable form" criterion includes items that are not expected to be converted to cash.

*Restricted* - Fund balance is reported as restricted when constraints are placed on the use of resources that are either externally imposed by creditors (such as through debt covenants), grantors, contributors, or laws or regulations of other governments, or imposed by law through constitutional provisions or enabling legislation.

**FIELD LOCAL SCHOOL DISTRICT  
PORTAGE COUNTY, OHIO**

NOTES TO THE BASIC FINANCIAL STATEMENTS  
FOR THE FISCAL YEAR ENDED JUNE 30, 2020

**NOTE 2 - SUMMARY OF SIGNIFICANT ACCOUNTING POLICIES - (Continued)**

*Committed* - The committed fund balance classification includes amounts that can be used only for the specific purposes imposed by a formal action (resolution) of the District Board of Education (the highest level of decision making authority). Those committed amounts cannot be used for any other purpose unless the District Board of Education removes or changes the specified use by taking the same type of action (resolution) it employed to previously commit those amounts. Committed fund balance also incorporates contractual obligations to the extent that existing resources in the fund have been specifically committed for use in satisfying those contractual requirements.

*Assigned* - Amounts in the assigned fund balance classification are intended to be used by the District for specific purposes but do not meet the criteria to be classified as restricted nor committed. In governmental funds other than the general fund, assigned fund balance represents the remaining amount that is not restricted or committed. In the general fund, assigned amounts represent intended uses established by policies of the District's Board of Education, which includes giving the Treasurer the authority to constrain monies for intended purposes.

*Unassigned* - Unassigned fund balance is the residual classification for the general fund and includes all spendable amounts not contained in the other classifications. In other governmental funds, the unassigned classification is only used to report a deficit fund balance resulting from overspending for specific purposes for which amounts had been restricted, committed, or assigned.

The District applies restricted resources first when expenditures are incurred for purposes for which restricted and unrestricted (committed, assigned, and unassigned) fund balance is available. Similarly, within unrestricted fund balance, committed amounts are reduced first followed by assigned, and then unassigned amounts when expenditures are incurred for purposes for which amounts in any of the unrestricted fund balance classifications could be used.

**N. Interfund Activity**

Exchange transactions between funds are reported as revenues in the seller funds and as expenditures/expenses in the purchaser funds. Flows of cash or goods from one fund to another without a requirement for repayment are reported as interfund transfers. Interfund transfers are reported as other financing sources/uses in governmental funds. Repayments from funds responsible for particular expenditures/expenses to the funds that initially paid for them are not presented on the basic financial statements.

**O. Net Position**

Net position represents the difference between assets and deferred outflows and liabilities and deferred inflows. The net position component "net investment in capital assets" consists of capital assets, net of accumulated depreciation, reduced by the outstanding balances of any borrowing used for the acquisition, construction or improvement of those assets. Deferred outflows of resources and deferred inflows of resources that are attributable to the acquisition, construction or improvement of those assets or related debt also should be included in this component of net position. Net position is reported as restricted when there are limitations imposed on its use either through the enabling legislation adopted by the District or through external restrictions imposed by creditors, grantors or laws or regulations of other governments. Net position restricted for other purposes consists of amounts restricted for food service operations and student scholarships.

**FIELD LOCAL SCHOOL DISTRICT  
PORTAGE COUNTY, OHIO**

NOTES TO THE BASIC FINANCIAL STATEMENTS  
FOR THE FISCAL YEAR ENDED JUNE 30, 2020

**NOTE 2 - SUMMARY OF SIGNIFICANT ACCOUNTING POLICIES - (Continued)**

The District applies restricted resources first when an expense is incurred for purposes for which both restricted and unrestricted net position is available.

**P. Estimates**

The preparation of the basic financial statements in conformity with GAAP requires management to make estimates and assumptions that affect the amounts reported in the basic financial statements and accompanying notes. Actual results may differ from those estimates.

**Q. Pensions/Other Postemployment Benefits (OPEB)**

For purposes of measuring the net pension/OPEB liability, net OPEB asset, deferred outflows of resources and deferred inflows of resources related pensions/OPEB, and pension/OPEB expense, information about the fiduciary net position of the pension/OPEB plans and additions to/deductions from their fiduciary net position have been determined on the same basis as they are reported by the pension/OPEB plan. For this purpose, benefit payments (including refunds of employee contributions) are recognized when due and payable in accordance with the benefit terms. The pension/OPEB plans report investments at fair value.

**R. Extraordinary and Special Items**

Extraordinary items are transactions or events that are both unusual in nature and infrequent in occurrence. Special items are transactions or events that are within the control of the Board of Education and that are either unusual in nature or infrequent in occurrence. Neither type of transaction occurred during fiscal year 2020.

**S. Prepayments**

Certain payments to vendors reflect the costs applicable to future accounting periods and are recorded as prepaid items in both government-wide and fund financial statements. These items are reported as assets on the balance sheet using the consumption method. A current asset for the prepaid amounts is recorded at the time of the purchase and the expenditure/expense is reported in the year in which services are consumed.

On the fund financial statements, reported prepayments is equally offset by nonspendable fund balance in the governmental funds which indicates that it does not constitute available spendable resources even though it is a component of net current assets.

**NOTE 3 - ACCOUNTABILITY AND COMPLIANCE**

**A. Change in Accounting Principles**

For fiscal year 2020, the District has implemented GASB Statement No. 84, "*Fiduciary Activities*" and GASB Statement No. 90, "*Majority Equity Interests - an amendment to GASB Statements No. 14 and No. 61*".



**FIELD LOCAL SCHOOL DISTRICT  
PORTAGE COUNTY, OHIO**

NOTES TO THE BASIC FINANCIAL STATEMENTS  
FOR THE FISCAL YEAR ENDED JUNE 30, 2020

**NOTE 3 - ACCOUNTABILITY AND COMPLIANCE - (Continued)**

GASB Statement No. 84 establishes specific criteria for identifying activities that should be reported as fiduciary activities and clarifies whether and how business-type activities should report their fiduciary activities. Due to the implementation of GASB Statement No. 84, the District will no longer be reporting agency funds or private purpose trust funds. The District reviewed its agency funds and private purpose trust funds and they have been reclassified as governmental funds. These fund reclassifications resulted in the restatement of the District's financial statements.

GASB Statement No. 90 improves the consistency and comparability of reporting a government's majority equity interest in a legally separate organization and improve the relevance of financial statement information for certain component units. It defines a majority equity interest and specifies that a majority equity interest in a legally separate organization should be reported as an investment if a government's holding of the equity interest meets the definition of an investment. The implementation of GASB Statement No. 90 did not have an effect on the financial statements of the District.

**B. Restatement of Net Position and Fund Balances**

The implementation of GASB 84 had the following effect on fund balance as reported at June 30, 2019:

	General	Bond Retirement	Other Governmental Funds	Total Governmental Funds
Fund Balance as previously reported	\$ 2,566,161	\$ 1,545,596	\$ 85,793	\$ 4,197,550
GASB Statement No. 84	26,689	-	176,545	203,234
Restated Fund Balance, at June 30, 2019	\$ 2,592,850	\$ 1,545,596	\$ 262,338	\$ 4,400,784

The implementation of the GASB 84 pronouncement had the following effect on the net position as reported at June 30, 2019:

	Governmental Activities
Net position as previously reported	\$ (15,324,592)
GASB Statement No. 84	203,234
Restated net position at June 30, 2019	\$ (15,121,358)

**FIELD LOCAL SCHOOL DISTRICT  
PORTAGE COUNTY, OHIO**

NOTES TO THE BASIC FINANCIAL STATEMENTS  
FOR THE FISCAL YEAR ENDED JUNE 30, 2020

**NOTE 3 - ACCOUNTABILITY AND COMPLIANCE - (Continued)**

Due to the implementation of GASB Statement No.84, the District will no longer be reporting agency funds or private purpose trust funds. At June 30, 2019, agency funds reported assets and liabilities of \$73,476. Also, related to the implementation of GASB Statement No. 84, the District will no longer be reporting private purpose trust funds. At June 30, 2019, private purpose trust funds reported a net position of \$132,539.

**C. Deficit Fund Balances**

Fund balances at June 30, 2020 included the following individual fund deficits:

<u>Nonmajor funds</u>	<u>Deficit</u>
IDEA Part B	\$ 67,432
Title I	71,441
IDEA Part B - Preschool Stimulus	3,537
Improving Teacher Quality	2,456
Miscellaneous Federal Grants	8,054

The general fund is liable for any deficit in these funds and provides transfers when cash is required, not when accruals occur. The deficit fund balances resulted from adjustments for accrued liabilities.

**NOTE 4 - DEPOSITS AND INVESTMENTS**

State statutes classify monies held by the District into three categories.

Active deposits are public deposits necessary to meet current demands on the treasury. Such monies must be maintained either as cash in the District treasury, in commercial accounts payable or withdrawable on demand, including negotiable order of withdrawal (NOW) accounts, or in money market deposit accounts.

Inactive deposits are public deposits that the Board of Education has identified as not required for use within the current five year period of designation of depositories. Inactive deposits must either be evidenced by certificates of deposit maturing not later than the end of the current period of designation of depositories, or by savings or deposit accounts including, but not limited to, passbook accounts.

Interim deposits are deposits of interim monies. Interim monies are those monies which are not needed for immediate use, but which will be needed before the end of the current period of designation of depositories.

Interim deposits must be evidenced by time certificates of deposit maturing not more than one year from the date of deposit or by savings or deposit accounts including passbook accounts.

Interim monies may be deposited or invested in the following securities:

1. United States Treasury Notes, Bills, Bonds, or any other obligation or security issued by the United States Treasury or any other obligation guaranteed as to principal and interest by the United States;

**FIELD LOCAL SCHOOL DISTRICT  
PORTAGE COUNTY, OHIO**

NOTES TO THE BASIC FINANCIAL STATEMENTS  
FOR THE FISCAL YEAR ENDED JUNE 30, 2020

**NOTE 4 - DEPOSITS AND INVESTMENTS - (Continued)**

2. Bonds, notes, debentures, or any other obligations or securities issued by any federal government agency or instrumentality, including, but not limited to, the Federal National Mortgage Association, Federal Home Loan Bank, Federal Farm Credit Bank, Federal Home Loan Mortgage Corporation, and Government National Mortgage Association. All federal agency securities shall be direct issuances of federal government agencies or instrumentalities;
3. Bonds and other obligations of the State of Ohio, and with certain limitations including a requirement for maturity within ten years from the date of settlement, bonds and other obligations of political subdivisions of the State of Ohio, if training requirements have been met;
4. Time certificates of deposit or savings or deposit accounts including, but not limited to, passbook accounts;
5. No-load money market mutual funds consisting exclusively of obligations described in items (1) and (2) above and repurchase agreements secured by such obligations, provided that investments in securities described in this division are made only through eligible institutions;
6. The State Treasurer's investment pool, the State Treasury Asset Reserve of Ohio (STAR Ohio); and
7. Certain banker's acceptance and commercial paper notes for a period not to exceed one-hundred-eighty days and two-hundred-seventy days, respectively, from the purchase date in an amount not to exceed forty percent of the interim monies available for investment at any one time.

Protection of the deposits is provided by the Federal Deposit Insurance Corporation (FDIC), by eligible securities pledged by the financial institution as security for repayment, or by the financial institutions participation in the Ohio Pooled Collateral System (OPCS), a collateral pool of eligible securities deposited with a qualified trustee and pledged to the Treasurer of State to secure the repayment of all public monies deposited in the financial institution.

Investments in stripped principal or interest obligations, reverse repurchase agreements and derivatives are prohibited. The issuance of taxable notes for the purpose of arbitrage, the use of leverage and short selling are also prohibited. Except as noted above, an investment must mature within five years from the date of purchase unless matched to a specific obligation or debt of the District and must be purchased with the expectation that it will be held to maturity. Investments may only be made through specified dealers and institutions. Payment for investments may be made only upon delivery of the securities representing the investments to the Treasurer or, if the securities are not represented by a certificate, upon receipt of confirmation of transfer from the custodian.

**A. Cash on Hand**

At fiscal year-end, the District had \$100 in undeposited cash on hand which is included on the financial statements of the District as part of "equity in pooled cash and cash equivalents".

**FIELD LOCAL SCHOOL DISTRICT  
PORTAGE COUNTY, OHIO**

NOTES TO THE BASIC FINANCIAL STATEMENTS  
FOR THE FISCAL YEAR ENDED JUNE 30, 2020

**NOTE 4 - DEPOSITS AND INVESTMENTS - (Continued)**

**B. Deposits with Financial Institutions**

At June 30, 2020, the carrying amount of all District deposits was \$590,989 and the bank balance of all District deposits was \$725,190. Of the bank balance, \$500,000 was covered by the FDIC and \$225,190 was covered by the Ohio Pooled Collateral System (OPCS).

Custodial credit risk is the risk that, in the event of bank failure, the District will not be able to recover deposits or collateral securities that are in the possession of an outside party. The District has no deposit policy for custodial credit risk beyond the requirements of State statute. Ohio law requires that deposits either be insured or protected by (1) eligible securities pledged to the District's and deposited with a qualified trustee by the financial institution as security for repayment whose fair value at all times shall be at least 105 percent of the deposits being secured, or (2) participation in the OPCS, a collateral pool of eligible securities deposited with a qualified trustee and pledged to the Treasurer of State to secure the repayment of all public monies deposited in the financial institution. OPCS requires the total fair value of the securities pledged to be 102 percent of the deposits being secured or a rate set by the Treasurer of State. For 2020, the District's financial institution was approved for a reduced collateral rate of 50 percent through the OPCS. Although all statutory requirements for the deposit of money had been followed, noncompliance with Federal requirements could potentially subject the District to a successful claim by the FDIC.

**C. Investments**

As of June 30, 2020, the District had the following investment and maturity:

Measurement/ Investment type	Measurement Value	Investment Maturity 6 months or less
<i>Amortized Cost:</i>		
STAR Ohio	\$ 5,660,381	\$ 5,660,381

*Interest Rate Risk:* Interest rate risk arises when potential purchasers of debt securities will not agree to pay face value for those securities if interest rates subsequently increase. As a means of limiting its exposure to fair value losses arising from rising interest rates and according to State law, the District's investment policy limits investment portfolio maturities to five years or less.

*Credit Risk:* STAR Ohio carries a rating of AAAM by Standard & Poor's. Ohio law requires that STAR Ohio maintain the highest rating provided by at least one nationally recognized standard rating service.

*Custodial Credit Risk:* For an investment, custodial credit risk is the risk that, in the event of the failure of the counterparty, the District will not be able to recover the value of its investments or collateral securities that are in the possession of an outside party. The District has no investment policy dealing with investment custodial credit risk beyond the requirement of State statute that prohibits payment for investments prior to the delivery of the securities representing such investments to the Treasurer or qualified trustee.

**FIELD LOCAL SCHOOL DISTRICT  
PORTAGE COUNTY, OHIO**

NOTES TO THE BASIC FINANCIAL STATEMENTS  
FOR THE FISCAL YEAR ENDED JUNE 30, 2020

**NOTE 4 - DEPOSITS AND INVESTMENTS - (Continued)**

*Concentration of Credit Risk:* The District places no limit on the amount that may be invested in any one issuer. The following table includes the percentage of each investment type held by the District at June 30, 2020:

<u>Measurement/ Investment type</u>	<u>Measurement Value</u>	<u>% of Total</u>
<i>Amortized Cost:</i>		
STAR Ohio	\$ 5,660,381	100.00

**D. Reconciliation of Cash and Investments to the Statement of Net Position**

The following is a reconciliation of cash and investments as reported in the note above to cash and investments as reported on the statement of net position as of June 30, 2020:

<u>Cash and cash equivalents per note</u>	
Carrying amount of deposits	\$ 590,989
Investments	5,660,381
Cash on hand	100
Total	<u>\$ 6,251,470</u>
<u>Cash and investments per statement of net position</u>	
Governmental activities	<u>\$ 6,251,470</u>

**NOTE 5 - INTERFUND TRANSACTIONS**

- A.** Interfund balances at June 30, 2020 as reported on the fund statements include the following interfund loans receivable and payable:

<u>Receivable fund</u>	<u>Payable fund</u>	<u>Amount</u>
General fund	Nonmajor governmental funds	\$ 249,642
General fund	Bond retirement	14,402
		<u>\$ 264,044</u>

This interfund balance will be repaid once the anticipated revenues are received. Interfund balances between governmental funds are eliminated on the statement of net position.

- B.** Interfund transfers for fiscal year 2020 consisted of the following, as reported on the fund statements:

<u>Transfers from general fund to:</u>	<u>Amount</u>
Nonmajor governmental funds	<u>\$ 11,764</u>

Transfers are used to move revenues from the fund that statute or budget required to collect them to the fund that statute or budget requires to expend them and to use unrestricted revenues collected in the general fund to finance various programs accounted for in other funds in accordance with budgetary authorizations.

**FIELD LOCAL SCHOOL DISTRICT  
PORTAGE COUNTY, OHIO**

**NOTES TO THE BASIC FINANCIAL STATEMENTS  
FOR THE FISCAL YEAR ENDED JUNE 30, 2020**

**NOTE 5 - INTERFUND TRANSACTIONS - (Continued)**

All transfers made in fiscal year 2020 were in accordance with Ohio Revised Code Sections 5705.14, 5705.15 and 5705.16. Transfers between governmental funds are eliminated on the government-wide financial statements.

**NOTE 6 - PROPERTY TAXES**

Property taxes are levied and assessed on a calendar year basis while the District's fiscal year runs from July through June. First half tax collections are received by the District in the second half of the fiscal year. Second half tax distributions occur in the first half of the following fiscal year.

Property taxes include amounts levied against all real property and public utility property. Real property tax revenues received in calendar year 2020 represent the collection of calendar year 2019 taxes. Real property taxes received in calendar year 2020 were levied after April 1, 2019 on the assessed values as of January 1, 2019, the lien date. Assessed values for real property taxes are established by State statute at 35 percent of appraised fair value. Real property taxes are payable annually or semiannually. If paid annually, payment is due December 31; if paid semiannually, the first payment is due December 31, with the remainder payable by June 20. Under certain circumstances, State statute permits alternate payment dates to be established. Public utility property tax revenues received in calendar year 2020 represent the collection of calendar year 2019 taxes. Public utility real and personal property taxes received in calendar year 2020 became a lien on December 31, 2018, were levied after April 1, 2019, and are collected with real property taxes. Public utility real property is assessed at 35 percent of true value; public utility tangible personal property is currently assessed at varying percentages of true value.

The District receives property taxes from Portage County. The County Auditor periodically advances to the District its portion of the taxes collected. Second-half real property tax payments collected by the County by June 30, 2020 are available to finance fiscal year 2020 operations. The amount available as an advance at June 30, 2020 was \$3,403,428 in the general fund, \$370,771 in the bond retirement fund and \$112,641 in the permanent improvement fund (a nonmajor governmental fund). This amount is recorded as revenue. The amount available for advance at June 30, 2019 was \$2,060,346 in the general fund and \$353,860 in the bond retirement fund. The amount of second-half real property taxes available for advance at fiscal year-end can vary based on the date the tax bills are sent.

Accrued property taxes receivable includes real property, public utility property and delinquent tangible personal property taxes which are measurable as of June 30, 2020 and for which there is an enforceable legal claim. Although total property tax collections for the next fiscal year are measurable, only the amount of real property taxes available as an advance at June 30 was levied to finance current fiscal year operations and is reported as revenue at fiscal year-end. The portion of the receivable not levied to finance current fiscal year operations is offset by a credit to deferred inflows.

On the accrual basis of accounting, collectible delinquent property taxes have been recorded as a receivable and revenue, while on a modified accrual basis of accounting the revenue has been reported as a deferred inflow.

**FIELD LOCAL SCHOOL DISTRICT  
PORTAGE COUNTY, OHIO**

NOTES TO THE BASIC FINANCIAL STATEMENTS  
FOR THE FISCAL YEAR ENDED JUNE 30, 2020

**NOTE 6 - PROPERTY TAXES – (Continued)**

The assessed values upon which the fiscal year 2020 taxes were collected are:

	2019 Second Half Collections		2020 First Half Collections	
	<u>Amount</u>	<u>Percent</u>	<u>Amount</u>	<u>Percent</u>
Agricultural/residential and other real estate	\$ 440,361,370	97.00	\$ 453,810,510	96.96
Public utility personal	<u>13,637,610</u>	<u>3.00</u>	<u>14,208,170</u>	<u>3.04</u>
Total	<u>\$ 453,998,980</u>	<u>100.00</u>	<u>\$ 468,018,680</u>	<u>100.00</u>
Tax rate per \$1,000 of assessed valuation	\$54.71		\$66.37	

**NOTE 7 - RECEIVABLES**

Receivables at June 30, 2020 consisted of taxes, payment in lieu of taxes, accounts, and intergovernmental grants and entitlements. All receivables are considered collectible in full due to the ability to foreclose for the nonpayment of taxes, the stable condition of state programs and the current year guarantee of federal funds. A summary of the principal items of receivables reported on the statement of net position follows:

<b>Governmental activities:</b>	
Property taxes	\$ 17,411,395
Payment in lieu of taxes	42,216
Accounts	3,989
Intergovernmental	<u>167,379</u>
Total	<u>\$ 17,624,979</u>

Receivables have been disaggregated on the face of the basic financial statements. All receivables are expected to be collected within the subsequent year.

**NOTE 8 - PAYMENT IN LIEU OF TAXES**

The District has entered into tax incremental financing agreements with local companies. These companies were granted reductions or exemptions from property tax obligations to encourage economic development in the area; however, as part of these agreements, the companies make payments in lieu of taxes to the District to compensate the District for its portion of the reduction in property tax receipts. On the governmental fund financial statements, payment in lieu of taxes revenues totaled \$32,434 in the general fund during fiscal year 2020.

**FIELD LOCAL SCHOOL DISTRICT  
PORTAGE COUNTY, OHIO**

NOTES TO THE BASIC FINANCIAL STATEMENTS  
FOR THE FISCAL YEAR ENDED JUNE 30, 2020

**NOTE 9 - CAPITAL ASSETS**

Capital asset activity for the fiscal year ended June 30, 2020 is as follows:

<b>Governmental activities:</b>	Balance 7/1/2019	Additions	Deletions	Balance 6/30/2020
<i>Capital assets, not being depreciated:</i>				
Land	\$ 597,678	\$ -	\$ -	\$ 597,678
Construction in progress	-	166,975	-	166,975
Total capital assets, not being depreciated	<u>597,678</u>	<u>166,975</u>	<u>-</u>	<u>764,653</u>
<i>Capital assets, being depreciated:</i>				
Land improvements	217,126	-	-	217,126
Buildings and improvements	31,482,622	-	-	31,482,622
Furniture, fixtures and equipment	1,292,243	61,548	-	1,353,791
Vehicles	1,000,658	81,512	-	1,082,170
Total capital assets, being depreciated	<u>33,992,649</u>	<u>143,060</u>	<u>-</u>	<u>34,135,709</u>
<i>Less: accumulated depreciation:</i>				
Land improvements	(74,343)	(5,702)	-	(80,045)
Buildings and improvements	(9,787,516)	(617,928)	-	(10,405,444)
Furniture, fixtures and equipment	(954,273)	(44,430)	-	(998,703)
Vehicles	(595,473)	(65,571)	-	(661,044)
Total accumulated depreciation	<u>(11,411,605)</u>	<u>(733,631)</u>	<u>-</u>	<u>(12,145,236)</u>
Governmental activities capital assets, net	<u>\$ 23,178,722</u>	<u>\$ (423,596)</u>	<u>\$ -</u>	<u>\$ 22,755,126</u>

Depreciation expense was charged to governmental functions as follows:

<u>Instruction:</u>	
Regular	\$ 329,009
Special	89,104
Other	2,046
<u>Support services:</u>	
Pupil	32,774
Instructional staff	22,559
Board of education	301
Administration	64,260
Fiscal	13,375
Business services	20,673
Operations and maintenance	29,401
Pupil transportation	89,406
<u>Operation of non-instructional services:</u>	
Extracurricular activities	19,028
Food service	21,695
Total depreciation expense	<u>\$ 733,631</u>



**FIELD LOCAL SCHOOL DISTRICT  
PORTAGE COUNTY, OHIO**

NOTES TO THE BASIC FINANCIAL STATEMENTS  
FOR THE FISCAL YEAR ENDED JUNE 30, 2020

**NOTE 10 - LONG-TERM OBLIGATIONS**

A. During fiscal year 2020, the following activity occurred in governmental activities long-term obligations.

<b>Governmental activities:</b>	Balance 7/1/2019	Additions	Reductions	Balance Outstanding 6/30/2020	Amounts Due in One Year
General obligation bonds					
Series 2013 Refunding Bonds	\$ 7,770,174	\$ 179,144	\$ (565,000)	\$ 7,384,318	\$ 575,000
Series 2014 Refunding Bonds	8,585,000	-	(650,000)	7,935,000	665,000
Series 2015 Refunding Bonds	3,375,000	-	(15,000)	3,360,000	15,000
Energy Conservation Bonds	525,000	-	(75,000)	450,000	75,000
Total general obligation bonds	<u>20,255,174</u>	<u>179,144</u>	<u>(1,305,000)</u>	<u>19,129,318</u>	<u>1,330,000</u>
Tax Anticipation Note	-	1,068,000	-	1,068,000	213,000
Net pension liability	22,007,378	9,902	(734,709)	21,282,571	-
Net OPEB liability	2,268,157	-	(254,145)	2,014,012	-
Compensated absences	<u>1,263,643</u>	<u>144,816</u>	<u>(181,807)</u>	<u>1,226,652</u>	<u>150,895</u>
Total governmental activities	<u>\$ 45,794,352</u>	<u>\$ 1,401,862</u>	<u>\$ (2,475,661)</u>	44,720,553	<u>\$ 1,693,895</u>
Unamortized premiums on general obligation bonds				<u>1,357,643</u>	
Total long-term obligations as reported on the statement of net position				<u>\$ 46,078,196</u>	

**B. Compensated Absences**

Compensated absences will be paid from the fund from which the employees' salaries are paid. For the District, these are primarily the general fund and the food service fund (a nonmajor governmental fund).

**C. General Obligation Bonds**

General obligation bonds are direct obligations of the District for which its full faith and credit are pledged for repayment. General obligation bonds are to be repaid from voted and unvoted general property taxes. Property tax monies will be received in and the debt will be repaid from the bond retirement debt service fund. Payments of principal and interest related to these bonds are recorded as expenditures of the bond retirement fund.

**FIELD LOCAL SCHOOL DISTRICT  
PORTAGE COUNTY, OHIO**

NOTES TO THE BASIC FINANCIAL STATEMENTS  
FOR THE FISCAL YEAR ENDED JUNE 30, 2020

**NOTE 10 - LONG-TERM OBLIGATIONS - (Continued)**

The following is a schedule of activity for the District's general obligation bonds:

	Balance 7/1/2019	Additions	Reductions	Balance 6/30/2020	Amounts Due in One Year
<b>General obligation bonds:</b>					
Series 2013 Refunding Bonds					
Current interest bonds	\$ 6,735,000	\$ -	\$ (565,000)	\$ 6,170,000	\$ 575,000
Capital appreciation bonds	395,000	-	-	395,000	-
Accreted interest	640,174	179,144	-	819,318	-
Total Series 2013 Refunding Bonds	<u>7,770,174</u>	<u>179,144</u>	<u>(565,000)</u>	<u>7,384,318</u>	<u>575,000</u>
Series 2014 Refunding Bonds					
Current interest bonds	8,585,000	-	(650,000)	7,935,000	665,000
Total Series 2014 Refunding Bonds	<u>8,585,000</u>	<u>-</u>	<u>(650,000)</u>	<u>7,935,000</u>	<u>665,000</u>
Series 2015 Refunding Bonds					
Current interest bonds	3,375,000	-	(15,000)	3,360,000	15,000
Total Series 2015 Refunding Bonds	<u>3,375,000</u>	<u>-</u>	<u>(15,000)</u>	<u>3,360,000</u>	<u>15,000</u>
Energy Conservation Bonds					
Current interest bonds	525,000	-	(75,000)	450,000	75,000
Total 2011 Energy Conservation Bonds	<u>525,000</u>	<u>-</u>	<u>(75,000)</u>	<u>450,000</u>	<u>75,000</u>
Total General Obligation Bonds	<u>\$ 20,255,174</u>	<u>\$ 179,144</u>	<u>\$ (1,305,000)</u>	<u>\$ 19,129,318</u>	<u>\$ 1,330,000</u>

*Series 2013 Refunding Bonds* - On April 18, 2013, the District issued Series 2013 Refunding general obligation bonds to advance refund an \$8,770,000 portion of the District's Series 2005 School Facilities Construction and Improvement general obligation bonds. The issuance proceeds of \$8,770,000 were used to purchase securities which were placed in an irrevocable trust to provide resources for all future debt service payments on the refunded debt.

The original issue was comprised of current interest serial refunding bonds, par value \$7,630,000, current interest term refunding bonds, par value \$745,000, and capital appreciation refunding bonds, par value \$395,000. Interest payments on the current interest serial refunding bonds are due on May 1 and November 1 of each year until final maturity at November 1, 2032 at interest rates ranging from 1.0% to 4.5%. The current interest term refunding bonds bear an interest rate of 3.375% with a final stated maturity at November 1, 2029.

The capital appreciation bonds mature on November 1, 2021, 2022, and 2023 at a redemption price equal to 100% of the principal, plus accrued interest to the redemption date at stated approximate yields to maturity of 3.00%, 3.15%, and 3.35%, respectively. The accreted value at maturity for the capital appreciation bonds is \$1,790,000. Total accreted interest of \$819,318 has been included in the statement of net position.

**FIELD LOCAL SCHOOL DISTRICT  
PORTAGE COUNTY, OHIO**

NOTES TO THE BASIC FINANCIAL STATEMENTS  
FOR THE FISCAL YEAR ENDED JUNE 30, 2020

**NOTE 10 - LONG-TERM OBLIGATIONS - (Continued)**

The current interest term refunding bonds due November 1, 2029 are subject to mandatory sinking fund redemption at a redemption price of 100% of the principal amount to be redeemed, plus accrued interest to the date of redemption, on November 1, 2028 at a principal amount of \$25,000. Remaining principal on the current interest term refunding bond of \$720,000 is due at stated maturity on November 1, 2029.

The reacquisition price exceeded the net carrying amount of the old debt by \$1,045,588. This amount is amortized as a deferred outflow of resources over the remaining term of the refunding debt, which is one month less than the term of the refunded debt.

Series 2014 Refunding Bonds - On May 22, 2014, the District issued Series 2014 Refunding general obligation bonds to advance refund \$9,310,000 of the District's Series 2005 School Facilities Construction and Improvement general obligation bonds. The issuance proceeds of \$9,310,000 were used to purchase securities which were placed in an irrevocable trust to provide resources for all future debt service payments on the refunded debt.

The original issue was comprised of current interest serial refunding bonds, par value \$7,625,000, current interest term refunding bonds, par value \$1,680,000, and capital appreciation refunding bonds, par value \$5,000. Interest payments on the current interest serial refunding bonds are due on June 1 and December 1 of each year until final maturity at December 1, 2031 at interest rates ranging from 1.0% to 3.5%. The current interest term refunding bonds bear an interest rate of 4.00% with a final stated maturity at December 1, 2029.

Capital appreciation bonds with an accreted value of maturity of \$570,000 matured on December 1, 2018. These capital appreciation bonds matured at a redemption price equal to 100% of the principal, plus accrued interest to the redemption date at a stated approximate yield to maturity of 2.03%.

The current interest term refunding bonds due December 1, 2029 are subject to mandatory sinking fund redemption at a redemption price of 100% of the principal amount to be redeemed, plus accrued interest to the date of redemption, on December 1, 2027 at a principal amount of \$800,000. Remaining principal on the current interest term refunding bonds of \$880,000 is due at stated maturity on December 1, 2029.

The reacquisition price exceeded the net carrying amount of the old debt by \$268,098. This amount is amortized as a deferred outflow of resources over the remaining term of the refunding debt, which is equal to the life of the new debt issued.

Series 2015 Refunding Bonds - On March 18, 2015, the District issued Series 2015 Refunding general obligation bonds to advance refund the remaining \$4,395,000 of the District's Series 2005 School Facilities Construction and Improvement general obligation bonds. The issuance proceeds of \$4,394,998 were used to purchase securities which were placed in an irrevocable trust to provide resources for all future debt service payments on the refunded debt.

The original issue was comprised of current interest serial refunding bonds, par value \$4,235,000, current interest term refunding bonds, par value \$155,000, and capital appreciation refunding bonds, par value \$4,998. Interest payments on the current interest serial refunding bonds are due on June 1 and December 1 of each year until final maturity at December 1, 2032 at interest rates ranging from 1.0% to 4.25%. The current interest term refunding bonds bear an interest rate of 3.00% with a final stated maturity at December 1, 2027.

**FIELD LOCAL SCHOOL DISTRICT  
PORTAGE COUNTY, OHIO**

NOTES TO THE BASIC FINANCIAL STATEMENTS  
FOR THE FISCAL YEAR ENDED JUNE 30, 2020

**NOTE 10 - LONG-TERM OBLIGATIONS - (Continued)**

The capital appreciation bonds matured on December 1, 2016 at a redemption price equal to 100% of the principal, plus accrued interest to the redemption date at stated approximate yields to maturity of 1.149%. The accreted value at maturity for the capital appreciation bonds was \$300,000.

The current interest term refunding bonds due December 1, 2027 are subject to mandatory sinking fund redemption at a redemption price of 100% of the principal amount to be redeemed, plus accrued interest to the date of redemption, on December 1, 2017 through December 1, 2026 at principal amount of \$140,000. Remaining principal on the current interest term refunding bonds of \$15,000 is due at stated maturity on December 1, 2027.

The reacquisition price exceeded the net carrying amount of the old debt by \$22,487. This amount is amortized as a deferred outflow of resources over the remaining term of the refunding debt, which is equal to the life of the new debt issued.

Energy Conservation Bonds - During fiscal year 2011, the District issued \$1,140,000 in Energy Conservation general obligation bonds to finance renovations that would significantly reduce the energy consumption of the District's facilities. The issue is composed of current interest bonds bearing an interest rate of 5.2% with a final maturity at December 1, 2025.

The current interest bonds are subject to mandatory sinking fund redemption at a redemption price of 100% of the principal amount to be redeemed, plus accrued interest to the date of redemption, on December 1 in the years and in the respective principal amounts as follows:

Fiscal Year	Principal Amount to be Redeemed	Fiscal Year	Principal Amount to be Redeemed
2021	75,000	2024	75,000
2022	75,000	2025	75,000
2023	75,000		

Remaining principal of \$75,000 is payable at maturity on December 1, 2025. Sinking fund payments made during 2020 amounted to \$75,000 and are reflected as principal payments of the bond retirement fund.

The following is a summary of the future debt service requirements to maturity for the District's general obligation bonds:

Fiscal Year	Current Interest Bonds			Capital Appreciation Bonds		
	Principal	Interest	Total	Principal	Interest	Total
2021	\$ 1,330,000	\$ 612,599	\$ 1,942,599	\$ -	\$ -	\$ -
2022	765,000	584,958	1,349,958	150,000	450,000	600,000
2023	785,000	562,167	1,347,167	130,000	465,000	595,000
2024	805,000	536,668	1,341,668	115,000	480,000	595,000
2025	1,420,000	498,667	1,918,667	-	-	-
2026 - 2030	7,580,000	1,728,408	9,308,408	-	-	-
2031 - 2033	5,230,000	315,150	5,545,150	-	-	-
Total	\$ 17,915,000	\$ 4,838,617	\$ 22,753,617	\$ 395,000	\$ 1,395,000	\$ 1,790,000

**FIELD LOCAL SCHOOL DISTRICT  
PORTAGE COUNTY, OHIO**

NOTES TO THE BASIC FINANCIAL STATEMENTS  
FOR THE FISCAL YEAR ENDED JUNE 30, 2020

**NOTE 10 - LONG-TERM OBLIGATIONS - (Continued)**

**D. Tax Anticipation Note**

The District issued a Tax Anticipation Note in fiscal year 2020 for \$1,068,000. The interest rate is 1.44% per year to the final maturity date of the Note, payable on June 1 and December 1, beginning June 1, 2020, through December 1, 2024. The Note was issued in anticipation of future property tax revenues which will be used for capital improvements throughout the District. Payments are made from the bond retirement fund.

The following is a summary of the future debt service requirements to maturity for the District's Tax Anticipation Note:

Fiscal Year	Principal	Interest	Total
2021	\$ 213,000	\$ 13,846	\$ 226,846
2022	210,000	10,800	220,800
2023	210,000	7,776	217,776
2024	215,000	4,716	219,716
2025	220,000	1,584	221,584
Total	<u>\$ 1,068,000</u>	<u>\$ 38,722</u>	<u>\$ 1,106,722</u>

**E. Net Pension Liability and Net OPEB Liability/Asset**

See Notes 12 and 13 for details on the net pension liability and net OPEB liability/asset, respectively. The District pays obligations related to employee compensation from the fund benefitting from their service.

**F. Legal Debt Margin**

The Ohio Revised Code provides that voted net general obligation debt of the District shall never exceed 9% of the total assessed valuation of the District. The code further provides that unvoted indebtedness shall not exceed 1/10 of 1% of the property valuation of the District. The code additionally states that unvoted indebtedness related to energy conservation debt shall not exceed 9/10 of 1% of the property valuation of the District. The assessed valuation used in determining the District's legal debt margin has been modified by House Bill 530 which became effective March 30, 2006. In accordance with House Bill 530, the assessed valuation used in the District's legal debt margin calculation excluded tangible personal property used in business, telephone or telegraph property, interexchange telecommunications company property, and personal property owned or leased by a railroad company and used in railroad operations. The effects of these debt limitations at June 30, 2020 are a voted debt margin of \$25,380,072 (including available funds of \$1,568,391), an unvoted debt margin of \$468,019, and an energy conservation debt margin of \$3,762,168.

**FIELD LOCAL SCHOOL DISTRICT  
PORTAGE COUNTY, OHIO**

NOTES TO THE BASIC FINANCIAL STATEMENTS  
FOR THE FISCAL YEAR ENDED JUNE 30, 2020

**NOTE 11 - RISK MANAGEMENT**

**A. Property and Liability Insurance**

The District is exposed to various risks of loss related to torts; theft of, damage to, and destruction of assets; errors and omissions; injuries to employees; and natural disasters. These risks are covered by commercial insurance purchased from independent third parties. Settled claims have not exceeded this commercial coverage in any of the past three years. There has been no significant change in coverage in the last year.

**B. Fidelity Bonds**

The Board President, Superintendent, Assistant Treasurer, and Bank Courier each have a \$50,000 position bond. The Treasurer is covered under a surety bond in the amount of \$100,000.

**C. Employee Benefits**

The District is a member of the Portage Area School Consortium (the "Consortium"), an insurance purchasing pool (See Note 2.A), through which a cooperative Health Benefit Program was created for the benefit of its members. The Consortium acts as a fiscal agent for the cash funds paid into the program by the participating school districts. These funds are pooled together for the purposes of paying health benefit claims of employees and their covered dependents, administrative expenses of the program, and premiums for stop-loss insurance coverage. A reserve exists which is to cover any unpaid claims if the school district were to withdraw from the pool. If the reserve would not cover such claims, the school district would be liable for any costs above the reserve.

**D. Workers' Compensation**

The District pays the Ohio Bureau of Workers' Compensation a premium for employee injury coverage. The premium is calculated by multiplying the monthly total gross payroll by a factor that the State calculates.

**NOTE 12 - DEFINED BENEFIT PENSION PLANS**

***Net Pension Liability***

The net pension liability reported on the statement of net position represents a liability to employees for pensions. Pensions are a component of exchange transactions—between an employer and its employees—of salaries and benefits for employee services. Pensions are provided to an employee—on a deferred-payment basis—as part of the total compensation package offered by an employer for employee services each financial period. The obligation to sacrifice resources for pensions is a present obligation because it was created as a result of employment exchanges that already have occurred.

The net pension liability represents the District's proportionate share of each pension plan's collective actuarial present value of projected benefit payments attributable to past periods of service, net of each pension plan's fiduciary net position. The net pension liability calculation is dependent on critical long-term variables, including estimated average life expectancies, earnings on investments, cost-of-living adjustments and others. While these estimates use the best information available, unknowable future events require adjusting this estimate annually.

**FIELD LOCAL SCHOOL DISTRICT  
PORTAGE COUNTY, OHIO**

NOTES TO THE BASIC FINANCIAL STATEMENTS  
FOR THE FISCAL YEAR ENDED JUNE 30, 2020

**NOTE 12 - DEFINED BENEFIT PENSION PLANS - (Continued)**

The Ohio Revised Code limits the District’s obligation for this liability to annually required payments. The District cannot control benefit terms or the manner in which pensions are financed; however, the District does receive the benefit of employees’ services in exchange for compensation, including pension.

GASB 68 assumes the liability is solely the obligation of the employer, because (1) they benefit from employee services; and (2) State statute requires all funding to come from these employers. All contributions to date have come solely from these employers (which also includes costs paid in the form of withholdings from employees). State statute requires the pension plans to amortize unfunded liabilities within 30 years. If the amortization period exceeds 30 years, each pension plan’s board must propose corrective action to the State legislature. Any resulting legislative change to benefits or funding could significantly affect the net pension liability. Resulting adjustments to the net pension liability would be effective when the changes are legally enforceable.

The proportionate share of each plan’s unfunded benefits is presented as a long-term *net pension liability* on the accrual basis of accounting. Any liability for the contractually-required pension contribution outstanding at the end of the year is included in *pension and postemployment benefits payable* on both the accrual and modified accrual bases of accounting.

***Plan Description - School Employees Retirement System (SERS)***

Plan Description - The District non-teaching employees participate in SERS, a cost-sharing multiple-employer defined benefit pension plan administered by SERS. SERS provides retirement, disability and survivor benefits, annual cost-of-living adjustments, and death benefits to plan members and beneficiaries. Authority to establish and amend benefits is provided by Ohio Revised Code Chapter 3309. SERS issues a publicly available, stand-alone financial report that includes financial statements, required supplementary information and detailed information about SERS’ fiduciary net position. That report can be obtained by visiting the SERS website at [www.ohsers.org](http://www.ohsers.org) under Employers/Audit Resources.

Age and service requirements for retirement are as follows:

	Eligible to Retire on or before August 1, 2017 *	Eligible to Retire after August 1, 2017
Full benefits	Age 65 with 5 years of service credit; or Any age with 30 years of service credit	Age 67 with 10 years of service credit; or Age 57 with 30 years of service credit
Actuarially reduced benefits	Age 60 with 5 years of service credit; or Age 55 with 25 years of service credit	Age 62 with 10 years of service credit; or Age 60 with 25 years of service credit

\* Members with 25 years of service credit as of August 1, 2017 will be included in this plan.

Annual retirement benefits are calculated based on final average salary multiplied by a percentage that varies based on years of service; 2.2% for the first thirty years of service and 2.5% for years of service credit over 30. Final average salary is the average of the highest three years of salary.

Effective January 1, 2018, SERS cost-of-living adjustment (COLA) changed from a fixed 3% annual increase to one based on the Consumer Price Index (CPI-W) with a cap of 2.5% and a floor of 0%. SERS also has the authority to award or suspend the COLA, or to adjust the COLA above or below CPI-W. SERS suspended the COLA increases for 2018, 2019 and 2020 for current retirees, and confirmed their intent to implement a four-year waiting period for the start of a COLA for future retirees.

**FIELD LOCAL SCHOOL DISTRICT  
PORTAGE COUNTY, OHIO**

NOTES TO THE BASIC FINANCIAL STATEMENTS  
FOR THE FISCAL YEAR ENDED JUNE 30, 2020

**NOTE 12 - DEFINED BENEFIT PENSION PLANS - (Continued)**

Funding Policy - Plan members are required to contribute 10% of their annual covered salary and the District is required to contribute 14% of annual covered payroll. The contribution requirements of plan members and employers are established and may be amended by the SERS' Retirement Board up to statutory maximum amounts of 10% for plan members and 14% for employers. The Retirement Board, acting with the advice of the actuary, allocates the employer contribution rate among four of the System's funds (Pension Trust Fund, Death Benefit Fund, Medicare B Fund, and Health Care Fund). For the fiscal year ended June 30, 2020, the allocation to pension, death benefits, and Medicare B was 14.0%.

The District's contractually required contribution to SERS was \$426,228 for fiscal year 2020. Of this amount, \$73,037 is reported as pension and postemployment benefits payable.

***Plan Description - State Teachers Retirement System (STRS)***

Plan Description - Licensed teachers participate in STRS, a cost-sharing multiple-employer public employee retirement system administered by STRS. STRS provides retirement and disability benefits to members and death and survivor benefits to beneficiaries. STRS issues a stand-alone financial report that includes financial statements, required supplementary information and detailed information about STRS' fiduciary net position. That report can be obtained by writing to STRS, 275 E. Broad St., Columbus, OH 43215-3771, by calling (888) 227-7877, or by visiting the STRS website at [www.strsoh.org](http://www.strsoh.org).

New members have a choice of three retirement plans; a Defined Benefit (DB) Plan, a Defined Contribution (DC) Plan and a Combined Plan. Benefits are established by Ohio Revised Code Chapter 3307. The DB Plan offers an annual retirement allowance based on final average salary multiplied by a percentage that varies based on years of service. Effective August 1, 2015, the calculation will be 2.2% of final average salary for the five highest years of earnings multiplied by all years of service. Effective July 1, 2017, the cost-of-living adjustment was reduced to zero. Members are eligible to retire at age 60 with five years of qualifying service credit, or age 55 with 28 years of service, or 33 years of service regardless of age. Eligibility changes will be phased in until August 1, 2026, when retirement eligibility for unreduced benefits will be five years of service credit and age 65, or 35 years of service credit and at least age 60.

The DC Plan allows members to place all their member contributions and 9.53% of the 14% employer contributions into an investment account. Investment allocation decisions are determined by the member. The remaining 4.47% of the 14% employer rate is allocated to the defined benefit unfunded liability. A member is eligible to receive a retirement benefit at age 50 and termination of employment. The member may elect to receive a lifetime monthly annuity or a lump sum withdrawal.

The Combined Plan offers features of both the DB Plan and the DC Plan. In the Combined Plan, 12% of the 14% member rate goes to the DC Plan and the remaining 2% is applied to the DB Plan. Member contributions to the DC Plan are allocated among investment choices by the member, and contributions to the DB Plan from the employer and the member are used to fund the defined benefit payment at a reduced level from the regular DB Plan. The defined benefit portion of the Combined Plan payment is payable to a member on or after age 60 with five years of service. The defined contribution portion of the account may be taken as a lump sum payment or converted to a lifetime monthly annuity after termination of employment at age 50 or later.



**FIELD LOCAL SCHOOL DISTRICT  
PORTAGE COUNTY, OHIO**

NOTES TO THE BASIC FINANCIAL STATEMENTS  
FOR THE FISCAL YEAR ENDED JUNE 30, 2020

**NOTE 12 - DEFINED BENEFIT PENSION PLANS - (Continued)**

New members who choose the DC Plan or Combined Plan will have another opportunity to reselect a permanent plan during their fifth year of membership. Members may remain in the same plan or transfer to another STRS plan. The optional annuitization of a member's defined contribution account or the defined contribution portion of a member's Combined Plan account to a lifetime benefit results in STRS bearing the risk of investment gain or loss on the account. STRS has therefore included all three plan options as one defined benefit plan for GASB 68 reporting purposes.

A DB or Combined Plan member with five or more years of credited service who is determined to be disabled may qualify for a disability benefit. Eligible survivors of members who die before service retirement may qualify for monthly benefits. New members on or after July 1, 2013, must have at least ten years of qualifying service credit to apply for disability benefits. Members in the DC Plan who become disabled are entitled only to their account balance. If a member of the DC Plan dies before retirement benefits begin, the member's designated beneficiary is entitled to receive the member's account balance.

Funding Policy - Employer and member contribution rates are established by the State Teachers Retirement Board and limited by Chapter 3307 of the Ohio Revised Code. For fiscal year 2020, plan members were required to contribute 14% of their annual covered salary. The District was required to contribute 14%; the entire 14% was the portion used to fund pension obligations. The fiscal year 2020 contribution rates were equal to the statutory maximum rates.

The District's contractually required contribution to STRS was \$1,301,347 for fiscal year 2020. Of this amount, \$209,768 is reported as pension and postemployment benefits payable.

***Pension Liabilities, Pension Expense, and Deferred Outflows of Resources and Deferred Inflows of Resources Related to Pensions***

The net pension liability was measured as of June 30, 2019, and the total pension liability used to calculate the net pension liability was determined by an actuarial valuation as of that date. The District's proportion of the net pension liability was based on the District's share of contributions to the pension plan relative to the projected contributions of all participating entities.

Following is information related to the proportionate share and pension expense:

	<u>SERS</u>	<u>STRS</u>	<u>Total</u>
Proportion of the net pension liability prior measurement date	0.08123150%	0.07893075%	
Proportion of the net pension liability current measurement date	<u>0.07792150%</u>	<u>0.07515642%</u>	
Change in proportionate share	<u>-0.00331000%</u>	<u>-0.00377433%</u>	
Proportionate share of the net pension liability	\$ 4,662,180	\$ 16,620,391	\$ 21,282,571
Pension expense	\$ 629,445	\$ 2,140,061	\$ 2,769,506

**FIELD LOCAL SCHOOL DISTRICT  
PORTAGE COUNTY, OHIO**

NOTES TO THE BASIC FINANCIAL STATEMENTS  
FOR THE FISCAL YEAR ENDED JUNE 30, 2020

**NOTE 12 - DEFINED BENEFIT PENSION PLANS - (Continued)**

At June 30, 2020, the District reported deferred outflows of resources and deferred inflows of resources related to pensions from the following sources:

	<u>SERS</u>	<u>STRS</u>	<u>Total</u>
<b>Deferred outflows of resources</b>			
Differences between expected and actual experience	\$ 118,222	\$ 135,316	\$ 253,538
Changes of assumptions	-	1,952,386	1,952,386
Difference between District contributions and proportionate share of contributions/ change in proportionate share	4,570	214,250	218,820
Contributions subsequent to the measurement date	<u>426,228</u>	<u>1,301,347</u>	<u>1,727,575</u>
Total deferred outflows of resources	<u>\$ 549,020</u>	<u>\$ 3,603,299</u>	<u>\$ 4,152,319</u>
	<u>SERS</u>	<u>STRS</u>	<u>Total</u>
<b>Deferred inflows of resources</b>			
Differences between expected and actual experience	\$ -	\$ 71,947	\$ 71,947
Net difference between projected and actual earnings on pension plan investments	59,843	812,314	872,157
Difference between District contributions and proportionate share of contributions/ change in proportionate share	<u>121,186</u>	<u>939,793</u>	<u>1,060,979</u>
Total deferred inflows of resources	<u>\$ 181,029</u>	<u>\$ 1,824,054</u>	<u>\$ 2,005,083</u>

\$1,727,575 reported as deferred outflows of resources related to pension resulting from District contributions subsequent to the measurement date will be recognized as a reduction of the net pension liability in the year ending June 30, 2021.

Other amounts reported as deferred outflows of resources and deferred inflows of resources related to pension will be recognized in pension expense as follows:

	<u>SERS</u>	<u>STRS</u>	<u>Total</u>
Fiscal Year Ending June 30:			
2021	\$ 49,903	\$ 819,847	\$ 869,750
2022	(138,099)	66,909	(71,190)
2023	(3,981)	(352,110)	(356,091)
2024	<u>33,940</u>	<u>(56,748)</u>	<u>(22,808)</u>
Total	<u>\$ (58,237)</u>	<u>\$ 477,898</u>	<u>\$ 419,661</u>

**FIELD LOCAL SCHOOL DISTRICT  
PORTAGE COUNTY, OHIO**

NOTES TO THE BASIC FINANCIAL STATEMENTS  
FOR THE FISCAL YEAR ENDED JUNE 30, 2020

**NOTE 12 - DEFINED BENEFIT PENSION PLANS - (Continued)**

***Actuarial Assumptions - SERS***

SERS' total pension liability was determined by their actuaries in accordance with GASB Statement No. 67, as part of their annual actuarial valuation for each defined benefit retirement plan. Actuarial valuations of an ongoing plan involve estimates of the value of reported amounts (e.g., salaries, credited service) and assumptions about the probability of occurrence of events far into the future (e.g., mortality, disabilities, retirements, employment termination). Actuarially determined amounts are subject to continual review and potential modifications, as actual results are compared with past expectations and new estimates are made about the future.

Projections of benefits for financial reporting purposes are based on the substantive plan (the plan as understood by the employers and plan members) and include the types of benefits provided at the time of each valuation and the historical pattern of sharing benefit costs between the employers and plan members to that point. The projection of benefits for financial reporting purposes does not explicitly incorporate the potential effects of legal or contractual funding limitations.

Actuarial calculations reflect a long-term perspective. For a newly hired employee, actuarial calculations will take into account the employee's entire career with the employer and also take into consideration the benefits, if any, paid to the employee after termination of employment until the death of the employee and any applicable contingent annuitant. In many cases, actuarial calculations reflect several decades of service with the employer and the payment of benefits after termination.

Key methods and assumptions used in calculating the total pension liability in the latest actuarial valuation, prepared as of June 30, 2019, are presented below:

Wage inflation	3.00%
Future salary increases, including inflation	3.50% to 18.20%
COLA or ad hoc COLA	2.50%
Investment rate of return	7.50% net of investment expense, including inflation
Actuarial cost method	Entry age normal (level percent of payroll)

For 2019, the mortality rates were based on the RP-2014 Blue Collar Mortality Table with fully generational projection and a five-year age set-back for both males and females. Mortality among service retired members, and beneficiaries were based upon the RP-2014 Blue Collar Mortality Table with fully generational projection with Scale BB, 120% of male rates, and 110% of female rates. Mortality among disabled members was based upon the RP-2000 Disabled Mortality Table, 90% for male rates and 100% for female rates, set back five years is used for the period after disability retirement.

The most recent experience study was completed for the five year period ended June 30, 2015.

The long-term return expectation for the Pension Plan Investments has been determined using a building-block approach and assumes a time horizon, as defined in SERS' *Statement of Investment Policy*. A forecasted rate of inflation serves as the baseline for the return expectation. Various real return premiums over the baseline inflation rate have been established for each asset class. The long-term expected nominal rate of return has been determined by calculating a weighted average of the expected real return premiums for each asset class, adding the projected inflation rate, and adding the expected return from rebalancing uncorrelated asset classes.

**FIELD LOCAL SCHOOL DISTRICT  
PORTAGE COUNTY, OHIO**

NOTES TO THE BASIC FINANCIAL STATEMENTS  
FOR THE FISCAL YEAR ENDED JUNE 30, 2020

**NOTE 12 - DEFINED BENEFIT PENSION PLANS - (Continued)**

The target allocation and best estimates of arithmetic real rates of return for each major asset class are summarized in the following table:

Asset Class	Target Allocation	Long-Term Expected Real Rate of Return
Cash	1.00 %	0.50 %
US Equity	22.50	4.75
International Equity	22.50	7.00
Fixed Income	19.00	1.50
Private Equity	10.00	8.00
Real Assets	15.00	5.00
Multi-Asset Strategies	10.00	3.00
Total	<u>100.00 %</u>	

**Discount Rate** - The total pension liability was calculated using the discount rate of 7.50%. The projection of cash flows used to determine the discount rate assumed the contributions from employers and from the members would be computed based on contribution requirements as stipulated by State statute. Projected inflows from investment earnings were calculated using the long-term assumed investment rate of return (7.50%). Based on those assumptions, the plan's fiduciary net position was projected to be available to make all future benefit payments of current plan members. Therefore, the long-term expected rate of return on pension plan investments was applied to all periods of projected benefits to determine the total pension liability.

**Sensitivity of the District's Proportionate Share of the Net Pension Liability to Changes in the Discount Rate** - Net pension liability is sensitive to changes in the discount rate, and to illustrate the potential impact the following table presents the net pension liability calculated using the discount rate of 7.50%, as well as what each plan's net pension liability would be if it were calculated using a discount rate that is one percentage point lower (6.50%), or one percentage point higher (8.50%) than the current rate.

	1% Decrease	Current Discount Rate	1% Increase
District's proportionate share of the net pension liability	\$ 6,533,381	\$ 4,662,180	\$ 3,092,944

**FIELD LOCAL SCHOOL DISTRICT  
PORTAGE COUNTY, OHIO**

NOTES TO THE BASIC FINANCIAL STATEMENTS  
FOR THE FISCAL YEAR ENDED JUNE 30, 2020

**NOTE 12 - DEFINED BENEFIT PENSION PLANS - (Continued)**

***Actuarial Assumptions - STRS***

Key methods and assumptions used in the latest actuarial valuation, reflecting experience study results used in the July 1, 2019 actuarial valuation are presented below:

	<u>July 1, 2019</u>
Inflation	2.50%
Projected salary increases	12.50% at age 20 to 2.50% at age 65
Investment rate of return	7.45%, net of investment expenses, including inflation
Payroll increases	3.00%
Cost-of-living adjustments (COLA)	0.00%

For the July 1, 2019 actuarial valuation, post-retirement mortality rates for healthy retirees are based on the RP-2014 Annuitant Mortality Table with 50% of rates through age 69, 70% of rates between ages 70 and 79, 90% of rates between ages 80 and 84, and 100% of rates thereafter, projected forward generationally using mortality improvement scale MP-2016. Post-retirement disabled mortality rates are based on the RP-2014 Disabled Mortality Table with 90% of rates for males and 100% of rates for females, projected forward generationally using mortality improvement scale MP-2016. Pre-retirement mortality rates are based on RP-2014 Employee Mortality Table, projected forward generationally using mortality improvement scale MP-2016.

Actuarial assumptions used in the July 1, 2019 valuation are based on the results of an actuarial experience study for the period July 1, 2011 through June 30, 2016.

STRS' investment consultant develops an estimate range for the investment return assumption based on the target allocation adopted by the Retirement Board. The target allocation and long-term expected rate of return for each major asset class are summarized as follows:

<u>Asset Class</u>	<u>Target Allocation*</u>	<u>Long-Term Expected Real Rate of Return **</u>
Domestic Equity	28.00 %	7.35 %
International Equity	23.00	7.55
Alternatives	17.00	7.09
Fixed Income	21.00	3.00
Real Estate	10.00	6.00
Liquidity Reserves	1.00	2.25
Total	<u>100.00 %</u>	

\*Target weights will be phased in over a 24-month period concluding on July 1, 2019.

\*\*10-Year geometric nominal returns, which include the real rate of return and inflation of 2.25% and does not include investment expenses. Over a 30-year period, STRS' investment consultant indicates that the above target allocations should generate a return above the actuarial rate of return, without net value added by management.

**FIELD LOCAL SCHOOL DISTRICT  
PORTAGE COUNTY, OHIO**

NOTES TO THE BASIC FINANCIAL STATEMENTS  
FOR THE FISCAL YEAR ENDED JUNE 30, 2020

**NOTE 12 - DEFINED BENEFIT PENSION PLANS - (Continued)**

**Discount Rate** - The discount rate used to measure the total pension liability was 7.45% as of June 30, 2019. The projection of cash flows used to determine the discount rate assumes member and employer contributions will be made at the statutory contribution rates in accordance with rate increases described above. For this purpose, only employer contributions that are intended to fund benefits of current plan members and their beneficiaries are included. Projected employer contributions that are intended to fund the service costs of future plan members and their beneficiaries, as well as projected contributions from future plan members, are not included. Based on those assumptions, STRS' fiduciary net position was projected to be available to make all projected future benefit payments to current plan members as of June 30, 2019. Therefore, the long-term expected rate of return on pension plan investments of 7.45% was applied to all periods of projected benefit payment to determine the total pension liability as of June 30, 2019.

**Sensitivity of the District's Proportionate Share of the Net Pension Liability to Changes in the Discount Rate** - The following table presents the District's proportionate share of the net pension liability calculated using the current period discount rate assumption of 7.45%, as well as what the District's proportionate share of the net pension liability would be if it were calculated using a discount rate that is one percentage point lower (6.45%) or one percentage point higher (8.45%) than the current rate:

	1% Decrease	Current Discount Rate	1% Increase
District's proportionate share of the net pension liability	\$ 24,288,849	\$ 16,620,391	\$ 10,128,648

**NOTE 13 - DEFINED BENEFIT OPEB PLANS**

***Net OPEB Liability/Asset***

The net OPEB liability/asset reported on the statement of net position represents a liability/asset to employees for OPEB. OPEB is a component of exchange transactions—between an employer and its employees—of salaries and benefits for employee services. OPEB are provided to an employee—on a deferred-payment basis—as part of the total compensation package offered by an employer for employee services each financial period. The obligation to sacrifice resources for OPEB is a present obligation because it was created as a result of employment exchanges that already have occurred.

The net OPEB liability/asset represents the District's proportionate share of each OPEB plan's collective actuarial present value of projected benefit payments attributable to past periods of service, net of each OPEB plan's fiduciary net position. The net OPEB liability/asset calculation is dependent on critical long-term variables, including estimated average life expectancies, earnings on investments, cost-of-living adjustments and others. While these estimates use the best information available, unknowable future events require adjusting these estimates annually.

The Ohio Revised Code limits the District's obligation for this liability to annually required payments. The District cannot control benefit terms or the manner in which OPEB are financed; however, the District does receive the benefit of employees' services in exchange for compensation including OPEB.

**FIELD LOCAL SCHOOL DISTRICT  
PORTAGE COUNTY, OHIO**

NOTES TO THE BASIC FINANCIAL STATEMENTS  
FOR THE FISCAL YEAR ENDED JUNE 30, 2020

**NOTE 13 - DEFINED BENEFIT OPEB PLANS - (Continued)**

GASB 75 assumes the liability is solely the obligation of the employer, because they benefit from employee services. OPEB contributions come from these employers and health care plan enrollees which pay a portion of the health care costs in the form of a monthly premium. The Ohio Revised Code permits, but does not require, the retirement systems to provide healthcare to eligible benefit recipients. Any change to benefits or funding could significantly affect the net OPEB liability/asset. Resulting adjustments to the net OPEB liability/asset would be effective when the changes are legally enforceable. The retirement systems may allocate a portion of the employer contributions to provide for these OPEB benefits.

The proportionate share of each plan's unfunded/funded benefits is presented as a long-term *net OPEB liability* or *net OPEB asset* on the accrual basis of accounting. Any liability for the contractually-required OPEB contribution outstanding at the end of the year is included *pension and postemployment benefits payable* on both the accrual and modified accrual bases of accounting.

***Plan Description - School Employees Retirement System (SERS)***

Health Care Plan Description - The District contributes to the SERS Health Care Fund, administered by SERS for non-certificated retirees and their beneficiaries. For GASB 75 purposes, this plan is considered a cost-sharing other postemployment benefit (OPEB) plan. SERS' Health Care Plan provides healthcare benefits to eligible individuals receiving retirement, disability, and survivor benefits, and to their eligible dependents. Members who retire after June 1, 1986, need 10 years of service credit, exclusive of most types of purchased credit, to qualify to participate in SERS' health care coverage. In addition to age and service retirees, disability benefit recipients and beneficiaries who are receiving monthly benefits due to the death of a member or retiree, are eligible for SERS' health care coverage. Most retirees and dependents choosing SERS' health care coverage are over the age of 65 and therefore enrolled in a fully insured Medicare Advantage plan; however, SERS maintains a traditional, self-insured preferred provider organization for its non-Medicare retiree population. For both groups, SERS offers a self-insured prescription drug program. Health care is a benefit that is permitted, not mandated, by statute. The financial report of the Plan is included in the SERS Comprehensive Annual Financial Report which can be obtained on SERS' website at [www.ohsers.org](http://www.ohsers.org) under Employers/Audit Resources.

Access to health care for retirees and beneficiaries is permitted in accordance with Section 3309 of the Ohio Revised Code. The Health Care Fund was established and is administered in accordance with Internal Revenue Code Section 105(e). SERS' Retirement Board reserves the right to change or discontinue any health plan or program. Active employee members do not contribute to the Health Care Plan. The SERS Retirement Board established the rules for the premiums paid by the retirees for health care coverage for themselves and their dependents or for their surviving beneficiaries. Premiums vary depending on the plan selected, qualified years of service, Medicare eligibility, and retirement status.

Funding Policy - State statute permits SERS to fund the health care benefits through employer contributions. Each year, after the allocation for statutorily required pensions and benefits, the Retirement Board may allocate the remainder of the employer contribution of 14% of covered payroll to the Health Care Fund in accordance with the funding policy. For the fiscal year ended June 30, 2020, SERS did not allocate any employer contributions to post-employment health care. An additional health care surcharge on employers is collected for employees earning less than an actuarially determined minimum compensation amount, prorated if less than a full year of service credit was earned. For fiscal year 2020, this amount was \$19,600. Statutes provide that no employer shall pay a health care surcharge greater than 2% of that employer's SERS-covered payroll; nor may SERS collect in aggregate more than 1.5% of the total statewide SERS-covered payroll for the health care surcharge. For fiscal year 2020, the District's surcharge obligation was \$54,117, which is reported as pension and postemployment benefits payable.

**FIELD LOCAL SCHOOL DISTRICT  
PORTAGE COUNTY, OHIO**

NOTES TO THE BASIC FINANCIAL STATEMENTS  
FOR THE FISCAL YEAR ENDED JUNE 30, 2020

**NOTE 13 - DEFINED BENEFIT OPEB PLANS - (Continued)**

***Plan Description - State Teachers Retirement System (STRS)***

Plan Description – The State Teachers Retirement System of Ohio (STRS) administers a cost-sharing Health Plan administered for eligible retirees who participated in the defined benefit or combined pension plans offered by STRS. Ohio law authorizes STRS to offer this plan. Benefits include hospitalization, physicians’ fees, prescription drugs and partial reimbursement of monthly Medicare Part B premiums. Medicare Part B premium reimbursements will be discontinued effective January 1, 2021. The Plan is included in the report of STRS which can be obtained by visiting [www.strsoh.org](http://www.strsoh.org) or by calling (888) 227-7877.

Funding Policy – Ohio Revised Code Chapter 3307 authorizes STRS to offer the Plan and gives the Retirement Board discretionary authority over how much, if any, of the health care costs will be absorbed by STRS. Active employee members do not contribute to the Health Care Plan. Nearly all health care plan enrollees, for the most recent year, pay a portion of the health care costs in the form of a monthly premium. Under Ohio law, funding for post-employment health care may be deducted from employer contributions, currently 14% of covered payroll. For the fiscal year ended June 30, 2020, STRS did not allocate any employer contributions to post-employment health care.

***OPEB Liability/Asset, OPEB Expense, and Deferred Outflows of Resources and Deferred Inflows of Resources Related to OPEB***

The net OPEB liability/asset was measured as of June 30, 2019, and the total OPEB liability/asset used to calculate the net OPEB liability/asset was determined by an actuarial valuation as of that date. The District's proportion of the net OPEB liability/asset was based on the District's share of contributions to the respective retirement systems relative to the contributions of all participating entities.

Following is information related to the proportionate share and OPEB expense:

	<u>SERS</u>	<u>STRS</u>	<u>Total</u>
Proportion of the net OPEB liability/asset prior measurement date	0.08175690%	0.07893075%	
Proportion of the net OPEB liability/asset current measurement date	<u>0.08008670%</u>	<u>0.07515642%</u>	
Change in proportionate share	<u>-0.00167020%</u>	<u>-0.00377433%</u>	
Proportionate share of the net OPEB liability	\$ 2,014,012	\$ -	\$ 2,014,012
Proportionate share of the net OPEB asset	\$ -	\$ 1,244,770	\$ 1,244,770
OPEB expense	\$ 47,396	\$ (384,539)	\$ (337,143)



**FIELD LOCAL SCHOOL DISTRICT  
PORTAGE COUNTY, OHIO**

NOTES TO THE BASIC FINANCIAL STATEMENTS  
FOR THE FISCAL YEAR ENDED JUNE 30, 2020

**NOTE 13 - DEFINED BENEFIT OPEB PLANS - (Continued)**

At June 30, 2020, the District reported deferred outflows of resources and deferred inflows of resources related to OPEB from the following sources:

	<u>SERS</u>	<u>STRS</u>	<u>Total</u>
<b>Deferred outflows of resources</b>			
Differences between expected and actual experience	\$ 29,564	\$ 112,848	\$ 142,412
Net difference between projected and actual earnings on OPEB plan investments	4,834	-	4,834
Changes of assumptions	147,101	26,165	173,266
Difference between District contributions and proportionate share of contributions/ change in proportionate share	-	55,796	55,796
Contributions subsequent to the measurement date	<u>54,117</u>	<u>-</u>	<u>54,117</u>
Total deferred outflows of resources	<u>\$ 235,616</u>	<u>\$ 194,809</u>	<u>\$ 430,425</u>
	<u>SERS</u>	<u>STRS</u>	<u>Total</u>
<b>Deferred inflows of resources</b>			
Differences between expected and actual experience	\$ 442,465	\$ 63,330	\$ 505,795
Net difference between projected and actual earnings on OPEB plan investments	-	78,179	78,179
Changes of assumptions	112,860	1,364,747	1,477,607
Difference between District contributions and proportionate share of contributions/ change in proportionate share	<u>66,200</u>	<u>82,645</u>	<u>148,845</u>
Total deferred inflows of resources	<u>\$ 621,525</u>	<u>\$ 1,588,901</u>	<u>\$ 2,210,426</u>

**FIELD LOCAL SCHOOL DISTRICT  
PORTAGE COUNTY, OHIO**

NOTES TO THE BASIC FINANCIAL STATEMENTS  
FOR THE FISCAL YEAR ENDED JUNE 30, 2020

**NOTE 13 - DEFINED BENEFIT OPEB PLANS - (Continued)**

\$54,117 reported as deferred outflows of resources related to OPEB resulting from District contributions subsequent to the measurement date will be recognized as a reduction of the net OPEB liability/asset in the year ending June 30, 2021. Other amounts reported as deferred outflows of resources and deferred inflows of resources related to OPEB will be recognized in OPEB expense as follows:

Fiscal Year Ending June 30:	SERS	STRS	Total
2021	\$ (131,920)	\$ (300,574)	\$ (432,494)
2022	(71,623)	(300,572)	(372,195)
2023	(70,205)	(269,239)	(339,444)
2024	(70,435)	(258,250)	(328,685)
2025	(66,126)	(265,408)	(331,534)
Thereafter	(29,717)	(49)	(29,766)
Total	\$ (440,026)	\$ (1,394,092)	\$ (1,834,118)

***Actuarial Assumptions - SERS***

The total OPEB liability is determined by SERS' actuaries in accordance with GASB Statement No. 74, as part of their annual actuarial valuation for each retirement plan. Actuarial valuations of an ongoing plan involve estimates of the value of reported amounts (e.g., salaries, credited service) and assumptions about the probability of occurrence of events far into the future (e.g., mortality, disabilities, retirements, employment terminations). Actuarially determined amounts are subject to continual review and potential modifications, as actual results are compared with past expectations and new estimates are made about the future.

Projections of benefits for financial reporting purposes are based on the substantive plan (the plan as understood by the employers and plan members) and include the types of benefits provided at the time of each valuation and the historical pattern of sharing benefit costs between the employers and plan members to that point. The projection of benefits for financial reporting purposes does not explicitly incorporate the potential effects of legal or contractual funding limitations.

Actuarial calculations reflect a long-term perspective. For a newly hired employee, actuarial calculations will take into account the employee's entire career with the employer and also take into consideration the benefits, if any, paid to the employee after termination of employment until the death of the employee and any applicable contingent annuitant. In many cases, actuarial calculations reflect several decades of service with the employer and the payment of benefits after termination.

Key methods and assumptions used in calculating the total OPEB liability in the latest actuarial valuation, prepared as of June 30, 2020 are presented below:

**FIELD LOCAL SCHOOL DISTRICT  
PORTAGE COUNTY, OHIO**

NOTES TO THE BASIC FINANCIAL STATEMENTS  
FOR THE FISCAL YEAR ENDED JUNE 30, 2020

**NOTE 13 - DEFINED BENEFIT OPEB PLANS - (Continued)**

Wage inflation	3.00%
Future salary increases, including inflation	3.50% to 18.20%
Investment rate of return	7.50% net of investment expense, including inflation
Municipal bond index rate:	
Measurement date	3.13%
Prior measurement date	3.62%
Single equivalent interest rate, net of plan investment expense, including price inflation:	
Measurement date	3.22%
Prior measurement date	3.70%
Medical trend assumption:	
Measurement date	
Medicare	5.25 to 4.75%
Pre-Medicare	7.00 to 4.75%
Prior measurement date	
Medicare	5.375 to 4.75%
Pre-Medicare	7.25 to 4.75%

Mortality rates were based on the RP-2014 Blue Collar Mortality Table with fully generational projection and Scale BB, 120% of male rates and 110% of female rates. RP-2000 Disabled Mortality Table with 90% for male rates and 100% for female rates set back five years.

The most recent experience study was completed for the five year period ended June 30, 2015.

The long-term expected rate of return on plan assets is reviewed as part of the actuarial five-year experience study. The most recent study covers fiscal years 2010 through 2015, and was adopted by the Board on April 21, 2016. Several factors are considered in evaluating the long-term rate of return assumption including long-term historical data, estimates inherent in current market data, and a log-normal distribution analysis in which best-estimate ranges of expected future real rates of return were developed by the investment consultant for each major asset class. These ranges were combined to produce the long-term expected rate of return, 7.50%, by weighting the expected future real rates of return by the target asset allocation percentage and then adding expected inflation. The capital market assumptions developed by the investment consultant are intended for use over a 10-year horizon and may not be useful in setting the long-term rate of return for funding pension plans which covers a longer timeframe. The assumption is intended to be a long-term assumption and is not expected to change absent a significant change in the asset allocation, a change in the inflation assumption, or a fundamental change in the market that alters expected returns in future years.

The target asset allocation and best estimates of arithmetic real rates of return for each major asset class, as used in the June 30, 2015 five-year experience study, are summarized as follows:

**FIELD LOCAL SCHOOL DISTRICT  
PORTAGE COUNTY, OHIO**

NOTES TO THE BASIC FINANCIAL STATEMENTS  
FOR THE FISCAL YEAR ENDED JUNE 30, 2020

**NOTE 13 - DEFINED BENEFIT OPEB PLANS - (Continued)**

Asset Class	Target Allocation	Long-Term Expected Real Rate of Return
Cash	1.00 %	0.50 %
US Equity	22.50	4.75
International Equity	22.50	7.00
Fixed Income	19.00	1.50
Private Equity	10.00	8.00
Real Assets	15.00	5.00
Multi-Asset Strategies	10.00	3.00
Total	<u>100.00 %</u>	

**Discount Rate** - The discount rate used to measure the total OPEB liability at June 30, 2019 was 3.22%. The discount rate used to measure total OPEB liability prior to June 30, 2019 was 3.70%. The projection of cash flows used to determine the discount rate assumed that contributions will be made from members and the District at the state statute contribution rate of 2.00% of projected covered employee payroll each year, which includes a 1.50% payroll surcharge and 0.50% of contributions from the basic benefits plan. Based on these assumptions, the OPEB plan's fiduciary net position was projected to become insufficient to make future benefit payments during the fiscal year ending June 30, 2025. Therefore, the long-term expected rate of return on OPEB plan assets was used to present value the projected benefit payments through the fiscal year ending June 30, 2024 and the Fidelity General Obligation 20-year Municipal Bond Index rate of 3.13%, as of June 30, 2019 (i.e. municipal bond rate), was used to present value the projected benefit payments for the remaining years in the projection. A municipal bond rate of 3.62% was used as of June 30, 2018. The total present value of projected benefit payments from all years was then used to determine the single rate of return that was used as the discount rate. The projection of future benefit payments for all current plan members was until the benefit payments ran out.

**Sensitivity of the District's Proportionate Share of the Net OPEB Liability to Changes in the Discount Rate and Changes in the Health Care Cost Trend Rates** - The net OPEB liability is sensitive to changes in the discount rate and the health care cost trend rate. The following table presents the net OPEB liability of SERS, what SERS' net OPEB liability would be if it were calculated using a discount rate that is 1 percentage point lower (2.22%) and higher (4.22%) than the current discount rate (3.22%). Also shown is what SERS' net OPEB liability would be based on health care cost trend rates that are 1 percentage point lower (6.00% decreasing to 3.75%) and higher (8.00% decreasing to 5.75%) than the current rate (7.00% decreasing to 4.75%).

	1% Decrease	Current Discount Rate	1% Increase
	District's proportionate share of the net OPEB liability	\$ 2,444,629	\$ 2,014,012

	1% Decrease	Current Trend Rate	1% Increase
	District's proportionate share of the net OPEB liability	\$ 1,613,632	\$ 2,014,012

**FIELD LOCAL SCHOOL DISTRICT  
PORTAGE COUNTY, OHIO**

NOTES TO THE BASIC FINANCIAL STATEMENTS  
FOR THE FISCAL YEAR ENDED JUNE 30, 2020

**NOTE 13 - DEFINED BENEFIT OPEB PLANS - (Continued)**

***Actuarial Assumptions - STRS***

Key methods and assumptions used in the latest actuarial valuation, reflecting experience study results used in the July 1, 2019 actuarial valuation, compared with July 1, 2018, are presented below:

	July 1, 2019		July 1, 2018	
	Initial	Ultimate	Initial	Ultimate
Inflation	2.50%		2.50%	
Projected salary increases	12.50% at age 20 to 2.50% at age 65		12.50% at age 20 to 2.50% at age 65	
Investment rate of return	7.45%, net of investment expenses, including inflation		7.45%, net of investment expenses, including inflation	
Payroll increases	3.00%		3.00%	
Cost-of-living adjustments (COLA)	0.00%		0.00%	
Discounted rate of return	7.45%		7.45%	
Blended discount rate of return	N/A		N/A	
Health care cost trends				
Medical				
Pre-Medicare	5.87%	4.00%	6.00%	4.00%
Medicare	4.93%	4.00%	5.00%	4.00%
Prescription Drug				
Pre-Medicare	7.73%	4.00%	8.00%	4.00%
Medicare	9.62%	4.00%	-5.23%	4.00%

Projections of benefits include the historical pattern of sharing benefit costs between the employers and retired plan members.

For healthy retirees the mortality rates are based on the RP-2014 Annuitant Mortality Table with 50% of rates through age 69, 70% of rates between ages 70 and 79, 90% of rates between ages 80 and 84, and 100% of rates thereafter, projected forward generationally using mortality improvement scale MP-2016. For disabled retirees, mortality rates are based on the RP-2014 Disabled Mortality Table with 90% of rates for males and 100% of rates for females, projected forward generationally using mortality improvement scale MP-2016.

Actuarial assumptions used in the June 30, 2019 valuation are based on the results of an actuarial experience study for the period July 1, 2011 through June 30, 2016.

***Assumption Changes Since the Prior Measurement Date*** - There were no changes in assumptions since the prior measurement date of June 30, 2018.

***Benefit Term Changes Since the Prior Measurement Date*** - There was no change to the claims costs process. Claim curves were trended to the fiscal year ending June 30, 2020 to reflect the current price renewals. The non-Medicare subsidy percentage was increased effective January 1, 2020 from 1.944% to 1.984% per year of service. The non-Medicare frozen subsidy base premium was increased effective January 1, 2020. The Medicare subsidy percentages were adjusted effective January 1, 2021 to 2.1% for the Medicare plan. The Medicare Part B monthly reimbursement elimination date was postponed to January 1, 2021.

**FIELD LOCAL SCHOOL DISTRICT  
PORTAGE COUNTY, OHIO**

NOTES TO THE BASIC FINANCIAL STATEMENTS  
FOR THE FISCAL YEAR ENDED JUNE 30, 2020

**NOTE 13 - DEFINED BENEFIT OPEB PLANS - (Continued)**

STRS' investment consultant develops an estimate range for the investment return assumption based on the target allocation adopted by the Retirement Board. The target allocation and long-term expected rate of return for each major asset class are summarized as follows:

Asset Class	Target Allocation*	Long-Term Expected Real Rate of Return **
Domestic Equity	28.00 %	7.35 %
International Equity	23.00	7.55
Alternatives	17.00	7.09
Fixed Income	21.00	3.00
Real Estate	10.00	6.00
Liquidity Reserves	1.00	2.25
Total	<u>100.00 %</u>	

\* Target weights will be phased in over a 24-month period concluding on July 1, 2019.

\*\*10-Year geometric nominal returns, which include the real rate of return and inflation of 2.25% and does not include investment expenses. Over a 30-year period, STRS' investment consultant indicates that the above target allocations should generate a return above the actuarial rate of return, without net value added by management.

**Discount Rate** - The discount rate used to measure the total OPEB asset was 7.45% as of June 30, 2019. The projection of cash flows used to determine the discount rate assumes STRS Ohio continues to allocate no employer contributions to the health care fund. Based on these assumptions, the OPEB plan's fiduciary net position was projected to be available to make all projected future benefit payments to current plan members. Therefore, the long-term expected rate of return on health care plan investments of 7.45% was used to measure the total OPEB asset as of June 30, 2019.

**Sensitivity of the District's Proportionate Share of the Net OPEB Asset to Changes in the Discount and Health Care Cost Trend Rate** - The following table represents the net OPEB asset as of June 30, 2019, calculated using the current period discount rate assumption of 7.45%, as well as what the net OPEB asset would be if it were calculated using a discount rate that is one percentage point lower (6.45%) or one percentage point higher (8.45%) than the current assumption. Also shown is the net OPEB asset as if it were calculated using health care cost trend rates that are one percentage point lower or one percentage point higher than the current health care cost trend rates.

	1% Decrease	Current Discount Rate	1% Increase
	District's proportionate share of the net OPEB asset	\$ 1,062,164	\$ 1,244,770

	1% Decrease	Current Trend Rate	1% Increase
	District's proportionate share of the net OPEB asset	\$ 1,411,513	\$ 1,244,770

**FIELD LOCAL SCHOOL DISTRICT  
PORTAGE COUNTY, OHIO**

NOTES TO THE BASIC FINANCIAL STATEMENTS  
FOR THE FISCAL YEAR ENDED JUNE 30, 2020

**NOTE 14 - BUDGETARY BASIS OF ACCOUNTING**

While reporting financial position, results of operations, and changes in fund balance on the basis of generally accepted accounting principles (GAAP), the budgetary basis as provided by law is based upon accounting for certain transactions on a basis of cash receipts and disbursements.

The statement of revenues, expenditures and changes in fund balance - budget and actual (non-GAAP budgetary basis) presented for the general fund is presented on the budgetary basis to provide a meaningful comparison of actual results with the budget.

The major differences between the budget basis and the GAAP basis are that:

- (a) Revenues and other financing sources are recorded when received in cash (budget basis) as opposed to when susceptible to accrual (GAAP basis);
- (b) Expenditures and other financing uses are recorded when paid in cash (budget basis) as opposed to when the liability is incurred (GAAP basis);
- (c) In order to determine compliance with Ohio law, and to reserve that portion of the applicable appropriation, total outstanding encumbrances (budget basis) are recorded as the equivalent of an expenditure, as opposed to an assigned or committed portion of available fund balance for outstanding encumbrances not already recognized as an accounts payable (GAAP basis);
- (d) Advances-in and advances-out are operating transactions (budget basis) as opposed to balance sheet transactions (GAAP basis); and,
- (e) Some funds are included in the general fund (GAAP basis), but have separate legally adopted budgets (budget basis).

The adjustments necessary to convert the results of operations for the year on the budget basis to the GAAP basis for the general fund are as follows:

**Net Change in Fund Balance**

	<u>General fund</u>
Budget basis	\$ 59,865
Net adjustment for revenue accruals	1,334,340
Net adjustment for expenditure accruals	(59,425)
Net adjustment for other sources and uses	88,766
Funds budgeted elsewhere	(97,336)
Adjustment for encumbrances	905,329
GAAP basis	<u>\$ 2,231,539</u>

Certain funds that are legally budgeted in separate special revenue funds are considered part of the general fund on a GAAP basis. These include the public school support fund, the uniform school supplies fund, unclaimed funds fund and the employee benefits fund.

**FIELD LOCAL SCHOOL DISTRICT  
PORTAGE COUNTY, OHIO**

NOTES TO THE BASIC FINANCIAL STATEMENTS  
FOR THE FISCAL YEAR ENDED JUNE 30, 2020

**NOTE 15 - CONTINGENCIES**

**A. Grants**

The District receives significant financial assistance from numerous federal, state, and local agencies in the form of grants. The disbursement of funds received under these programs generally requires compliance with terms and conditions specified in the grant agreements and are subject to audit by the grantor agencies. Any disallowed claims resulting from such audits could become a liability of the District; however, in the opinion of management, any such disallowed claims will not have a material effect on the financial position of the District.

**B. Litigation**

The District is not involved in material litigation as either plaintiff or defendant.

**C. Foundation Funding**

District foundation funding is based on the annualized full-time equivalent (FTE) enrollment of each student. The Ohio Department of Education (ODE) is legislatively required to adjust/reconcile funding as enrollment information is updated by schools throughout the State, which can extend past the fiscal year end. As of the date of this report, additional ODE adjustments for fiscal year 2020 are not finalized. The fiscal year 2020 adjustment resulted in a receivable to the School District in the amount of \$12,231.

**NOTE 16 - SET-ASIDES**

The District is required by State law to annually set-aside certain general fund revenue amounts, as defined by statutory formula, for the acquisition and construction of capital improvements. Amounts not spent by the end of the fiscal year or offset by similarly restricted resources received during the year must be held in cash at fiscal year-end. This amount must be carried forward to be used for the same purpose in future years. Expenditures exceeding the set-aside requirement may not be carried forward to the next fiscal year.

The following cash-basis information describes the change in the fiscal year-end set-aside amount for capital improvements. Disclosure of this information is required by State statute.

	<u>Capital Improvements</u>
Set-aside balance June 30, 2019	\$ -
Current year set-aside requirement	356,019
Current year qualifying expenditures	<u>(356,019)</u>
Total	<u>\$ -</u>
Balance carried forward to fiscal year 2021	<u>\$ -</u>
Set-aside balance June 30, 2020	<u>\$ -</u>



**FIELD LOCAL SCHOOL DISTRICT  
PORTAGE COUNTY, OHIO**

NOTES TO THE BASIC FINANCIAL STATEMENTS  
FOR THE FISCAL YEAR ENDED JUNE 30, 2020

**NOTE 17 - OTHER COMMITMENTS**

The District utilizes encumbrance accounting as part of its budgetary controls. To the extent of available balances at June 30, 2020, encumbrances outstanding at year-end may be reported as part of restricted, committed, or assigned classifications of fund balance. At year-end, the District’s commitments for encumbrances in the governmental funds were as follows:

Fund	Year-End Encumbrances
General fund	\$ 861,494
Nonmajor governmental funds	43,707
Total	\$ 905,201

**NOTE 18 - TAX ABATEMENT AGREEMENTS ENTERED INTO BY OTHER GOVERNMENTS**

Other governments entered into property tax abatement agreements with property owners under Enterprise Zone Agreements (“EZAs”) and the Ohio Community Reinvestment Area (“CRA”) program within the taxing districts of the District. The EZAs and CRA programs are directive incentive tax exemption programs benefiting property owners who renovate or construct new buildings. Under these programs, the other governments designated areas to encourage revitalization of the existing housing stock and the development of new structures. Within the taxing districts of the District, the City of Tallmadge, Brimfield Township, and Suffield Township have entered into such agreements. The amount of taxes abated under these agreements for the current fiscal year is not available. In fiscal year 2018, the School District’s property taxes were reduced by \$131,103 in CRA agreements through the City of Tallmadge, \$117,611 in an EZA through Brimfield Township and \$4,662 in CRA agreements through Suffield Township. Current fiscal year abatements are estimated to be similar to these prior fiscal year amounts.

**NOTE 19 - COVID-19**

The United States and the State of Ohio declared a state of emergency in March 2020 due to the COVID-19 pandemic. The financial impact of COVID-19 and the ensuing emergency measures will impact subsequent periods of the District. The District’s investment portfolio and the investments of the pension and other employee benefit plans are subject to increased market volatility, which could result in a significant decline in fair value, consistent with the general decline in financial markets. However, because the values of individual investments fluctuate with market conditions, the amount of losses that will be recognized in subsequent periods, if any, cannot be determined. In addition, the impact on the District’s future operating costs, revenues, and any recovery from emergency funding, either federal or state, cannot be estimated.

**FIELD LOCAL SCHOOL DISTRICT  
PORTAGE COUNTY, OHIO**

SCHEDULES OF REQUIRED SUPPLEMENTARY INFORMATION

SCHEDULE OF THE DISTRICT'S PROPORTIONATE SHARE OF  
THE NET PENSION LIABILITY  
SCHOOL EMPLOYEES RETIREMENT SYSTEM (SERS) OF OHIO

LAST SEVEN FISCAL YEARS

	<u>2020</u>	<u>2019</u>	<u>2018</u>	<u>2017</u>
District's proportion of the net pension liability	0.07792150%	0.08123150%	0.08064750%	0.08113680%
District's proportionate share of the net pension liability	\$ 4,662,180	\$ 4,652,278	\$ 4,818,510	\$ 5,938,465
District's covered payroll	\$ 2,704,756	\$ 2,544,459	\$ 2,371,193	\$ 2,344,071
District's proportionate share of the net pension liability as a percentage of its covered payroll	172.37%	182.84%	203.21%	253.34%
Plan fiduciary net position as a percentage of the total pension liability	70.85%	71.36%	69.50%	62.98%

Note: Information prior to 2014 was unavailable. Schedule is intended to show information for 10 years. Additional years will be displayed as they become available.

Amounts presented for each fiscal year were determined as of the District's measurement date, which is the prior year-end.

SEE ACCOMPANYING NOTES TO THE REQUIRED SUPPLEMENTARY INFORMATION

<u>2016</u>	<u>2015</u>	<u>2014</u>
0.08200120%	0.08113800%	0.08113800%
\$ 4,679,068	\$ 4,106,348	\$ 4,825,016
\$ 2,468,665	\$ 2,357,720	\$ 2,112,348
189.54%	174.17%	228.42%
69.16%	71.70%	65.52%

**FIELD LOCAL SCHOOL DISTRICT  
PORTAGE COUNTY, OHIO**

SCHEDULES OF REQUIRED SUPPLEMENTARY INFORMATION

SCHEDULE OF THE DISTRICT'S PROPORTIONATE SHARE OF  
THE NET PENSION LIABILITY  
STATE TEACHERS RETIREMENT SYSTEM (STRS) OF OHIO

LAST SEVEN FISCAL YEARS

	<u>2020</u>	<u>2019</u>	<u>2018</u>	<u>2017</u>
District's proportion of the net pension liability	0.07515642%	0.07893075%	0.08098159%	0.07915581%
District's proportionate share of the net pension liability	\$ 16,620,391	\$ 17,355,100	\$ 19,237,350	\$ 26,495,836
District's covered payroll	\$ 8,731,257	\$ 9,047,721	\$ 8,972,479	\$ 8,216,686
District's proportionate share of the net pension liability as a percentage of its covered payroll	190.36%	191.82%	214.40%	322.46%
Plan fiduciary net position as a percentage of the total pension liability	77.40%	77.31%	75.30%	66.80%

Note: Information prior to 2014 was unavailable. Schedule is intended to show information for 10 years. Additional years will be displayed as they become available.

Amounts presented for each fiscal year were determined as of the District's measurement date, which is the prior year-end.

SEE ACCOMPANYING NOTES TO THE REQUIRED SUPPLEMENTARY INFORMATION

<u>2016</u>	<u>2015</u>	<u>2014</u>
0.08043692%	0.08096191%	0.08096191%
\$ 22,230,412	\$ 19,692,738	\$ 23,457,861
\$ 8,533,164	\$ 8,272,069	\$ 7,759,431
260.52%	238.06%	302.31%
72.10%	74.70%	69.30%

**FIELD LOCAL SCHOOL DISTRICT  
PORTAGE COUNTY, OHIO**

SCHEDULES OF REQUIRED SUPPLEMENTARY INFORMATION

SCHEDULE OF DISTRICT PENSION CONTRIBUTIONS  
SCHOOL EMPLOYEES RETIREMENT SYSTEM (SERS) OF OHIO

	LAST TEN FISCAL YEARS			
	<u>2020</u>	<u>2019</u>	<u>2018</u>	<u>2017</u>
Contractually required contribution	\$ 426,228	\$ 365,142	\$ 343,502	\$ 331,967
Contributions in relation to the contractually required contribution	<u>(426,228)</u>	<u>(365,142)</u>	<u>(343,502)</u>	<u>(331,967)</u>
Contribution deficiency (excess)	<u>\$ -</u>	<u>\$ -</u>	<u>\$ -</u>	<u>\$ -</u>
District's covered payroll	\$ 3,044,486	\$ 2,704,756	\$ 2,544,459	\$ 2,371,193
Contributions as a percentage of covered payroll	14.00%	13.50%	13.50%	14.00%

SEE ACCOMPANYING NOTES TO THE REQUIRED SUPPLEMENTARY INFORMATION

<u>2016</u>	<u>2015</u>	<u>2014</u>	<u>2013</u>	<u>2012</u>	<u>2011</u>
\$ 328,170	\$ 325,370	\$ 326,780	\$ 292,349	\$ 356,540	\$ 366,534
<u>(328,170)</u>	<u>(325,370)</u>	<u>(326,780)</u>	<u>(292,349)</u>	<u>(356,540)</u>	<u>(366,534)</u>
<u>\$ -</u>	<u>\$ -</u>	<u>\$ -</u>	<u>\$ -</u>	<u>\$ -</u>	<u>\$ -</u>
\$ 2,344,071	\$ 2,468,665	\$ 2,357,720	\$ 2,112,348	\$ 2,650,855	\$ 2,915,943
14.00%	13.18%	13.86%	13.84%	13.45%	12.57%

**FIELD LOCAL SCHOOL DISTRICT  
PORTAGE COUNTY, OHIO**

SCHEDULES OF REQUIRED SUPPLEMENTARY INFORMATION

SCHEDULE OF DISTRICT PENSION CONTRIBUTIONS  
STATE TEACHERS RETIREMENT SYSTEM (STRS) OF OHIO

LAST TEN FISCAL YEARS

	<u>2020</u>	<u>2019</u>	<u>2018</u>	<u>2017</u>	<u>2016</u>
Contractually required contribution	\$ 1,301,347	\$ 1,222,376	\$ 1,266,681	\$ 1,256,147	\$ 1,150,336
Contributions in relation to the contractually required contribution	<u>(1,301,347)</u>	<u>(1,222,376)</u>	<u>(1,266,681)</u>	<u>(1,256,147)</u>	<u>(1,150,336)</u>
Contribution deficiency (excess)	<u>\$ -</u>	<u>\$ -</u>	<u>\$ -</u>	<u>\$ -</u>	<u>\$ -</u>
District's covered payroll	\$ 9,295,336	\$ 8,731,257	\$ 9,047,721	\$ 8,972,479	\$ 8,216,686
Contributions as a percentage of covered payroll	14.00%	14.00%	14.00%	14.00%	14.00%

SEE ACCOMPANYING NOTES TO THE REQUIRED SUPPLEMENTARY INFORMATION



<u>2015</u>	<u>2014</u>	<u>2013</u>	<u>2012</u>	<u>2011</u>
\$ 1,194,643	\$ 1,075,369	\$ 1,008,726	\$ 1,135,784	\$ 1,217,677
<u>(1,194,643)</u>	<u>(1,075,369)</u>	<u>(1,008,726)</u>	<u>(1,135,784)</u>	<u>(1,217,677)</u>
<u>\$ -</u>	<u>\$ -</u>	<u>\$ -</u>	<u>\$ -</u>	<u>\$ -</u>
\$ 8,533,164	\$ 8,272,069	\$ 7,759,431	\$ 8,736,800	\$ 9,366,746
14.00%	13.00%	13.00%	13.00%	13.00%

**FIELD LOCAL SCHOOL DISTRICT  
PORTAGE COUNTY, OHIO**

SCHEDULES OF REQUIRED SUPPLEMENTARY INFORMATION

SCHEDULE OF THE DISTRICT'S PROPORTIONATE SHARE OF  
THE NET OPEB LIABILITY  
SCHOOL EMPLOYEES RETIREMENT SYSTEM (SERS) OF OHIO

LAST FOUR FISCAL YEARS

	<u>2020</u>	<u>2019</u>	<u>2018</u>	<u>2017</u>
District's proportion of the net OPEB liability	0.08008670%	0.08175690%	0.08170780%	0.08210278%
District's proportionate share of the net OPEB liability	\$ 2,014,012	\$ 2,268,157	\$ 2,192,823	\$ 2,340,233
District's covered payroll	\$ 2,704,756	\$ 2,544,459	\$ 2,371,193	\$ 2,344,071
District's proportionate share of the net OPEB liability as a percentage of its covered payroll	74.46%	89.14%	92.48%	99.84%
Plan fiduciary net position as a percentage of the total OPEB liability	15.57%	13.57%	12.46%	11.49%

Note: Information prior to 2017 was unavailable. Schedule is intended to show information for 10 years. Additional years will be displayed as they become available.

Amounts presented for each fiscal year were determined as of the District's measurement date, which is the prior year-end.

SEE ACCOMPANYING NOTES TO THE REQUIRED SUPPLEMENTARY INFORMATION

**FIELD LOCAL SCHOOL DISTRICT  
PORTAGE COUNTY, OHIO**

SCHEDULES OF REQUIRED SUPPLEMENTARY INFORMATION

SCHEDULE OF THE DISTRICT'S PROPORTIONATE SHARE OF  
THE NET OPEB LIABILITY/ASSET  
STATE TEACHERS RETIREMENT SYSTEM (STRS) OF OHIO

LAST FOUR FISCAL YEARS

	<u>2020</u>	<u>2019</u>	<u>2018</u>	<u>2017</u>
District's proportion of the net OPEB liability/asset	0.07515642%	0.07893075%	0.08098159%	0.07915581%
District's proportionate share of the net OPEB liability/(asset)	\$ (1,244,770)	\$ (1,268,336)	\$ 3,159,603	\$ 4,233,273
District's covered payroll	\$ 8,731,257	\$ 9,047,721	\$ 8,972,479	\$ 8,216,686
District's proportionate share of the net OPEB liability/asset as a percentage of its covered payroll	-14.26%	-14.02%	35.21%	51.52%
Plan fiduciary net position as a percentage of the total OPEB liability/asset	174.74%	176.00%	47.10%	37.30%

Note: Information prior to 2017 was unavailable. Schedule is intended to show information for 10 years. Additional years will be displayed as they become available.

Amounts presented for each fiscal year were determined as of the District's measurement date, which is the prior year-end.

SEE ACCOMPANYING NOTES TO THE REQUIRED SUPPLEMENTARY INFORMATION

**FIELD LOCAL SCHOOL DISTRICT  
PORTAGE COUNTY, OHIO**

SCHEDULES OF REQUIRED SUPPLEMENTARY INFORMATION

SCHEDULE OF DISTRICT OPEB CONTRIBUTIONS  
SCHOOL EMPLOYEES RETIREMENT SYSTEM (SERS) OF OHIO

	LAST TEN FISCAL YEARS			
	<u>2020</u>	<u>2019</u>	<u>2018</u>	<u>2017</u>
Contractually required contribution	\$ 54,117	\$ 63,496	\$ 53,993	\$ 43,928
Contributions in relation to the contractually required contribution	<u>(54,117)</u>	<u>(63,496)</u>	<u>(53,993)</u>	<u>(43,928)</u>
Contribution deficiency (excess)	<u>\$ -</u>	<u>\$ -</u>	<u>\$ -</u>	<u>\$ -</u>
District's covered payroll	\$ 3,044,486	\$ 2,704,756	\$ 2,544,459	\$ 2,371,193
Contributions as a percentage of covered payroll	1.78%	2.35%	2.12%	1.85%

SEE ACCOMPANYING NOTES TO THE REQUIRED SUPPLEMENTARY INFORMATION

<u>2016</u>	<u>2015</u>	<u>2014</u>	<u>2013</u>	<u>2012</u>	<u>2011</u>
\$ 41,028	\$ 65,838	\$ 39,878	\$ 36,732	\$ 47,932	\$ 78,192
<u>(41,028)</u>	<u>(65,838)</u>	<u>(39,878)</u>	<u>(36,732)</u>	<u>(47,932)</u>	<u>(78,192)</u>
<u>\$ -</u>	<u>\$ -</u>	<u>\$ -</u>	<u>\$ -</u>	<u>\$ -</u>	<u>\$ -</u>
\$ 2,344,071	\$ 2,468,665	\$ 2,357,720	\$ 2,112,348	\$ 2,650,855	\$ 2,915,943
1.75%	2.67%	1.69%	1.74%	1.81%	2.68%

**FIELD LOCAL SCHOOL DISTRICT  
PORTAGE COUNTY, OHIO**

SCHEDULES OF REQUIRED SUPPLEMENTARY INFORMATION

SCHEDULE OF DISTRICT OPEB CONTRIBUTIONS  
STATE TEACHERS RETIREMENT SYSTEM (STRS) OF OHIO

	LAST TEN FISCAL YEARS			
	<u>2020</u>	<u>2019</u>	<u>2018</u>	<u>2017</u>
Contractually required contribution	\$ -	\$ -	\$ -	\$ -
Contributions in relation to the contractually required contribution	<u>-</u>	<u>-</u>	<u>-</u>	<u>-</u>
Contribution deficiency (excess)	<u>\$ -</u>	<u>\$ -</u>	<u>\$ -</u>	<u>\$ -</u>
District's covered payroll	\$ 9,295,336	\$ 8,731,257	\$ 9,047,721	\$ 8,972,479
Contributions as a percentage of covered payroll	0.00%	0.00%	0.00%	0.00%

SEE ACCOMPANYING NOTES TO THE REQUIRED SUPPLEMENTARY INFORMATION

<u>2016</u>	<u>2015</u>	<u>2014</u>	<u>2013</u>	<u>2012</u>	<u>2011</u>
\$ -	\$ -	\$ 82,721	\$ 77,594	\$ 87,368	\$ 93,667
-	-	(82,721)	(77,594)	(87,368)	(93,667)
<u>\$ -</u>	<u>\$ -</u>	<u>\$ -</u>	<u>\$ -</u>	<u>\$ -</u>	<u>\$ -</u>
\$ 8,216,686	\$ 8,533,164	\$ 8,272,069	\$ 7,759,431	\$ 8,736,800	\$ 9,366,746
0.00%	0.00%	1.00%	1.00%	1.00%	1.00%

**FIELD LOCAL SCHOOL DISTRICT  
PORTAGE COUNTY, OHIO**

NOTES TO THE REQUIRED SUPPLEMENTARY INFORMATION  
FOR THE FISCAL YEAR ENDED JUNE 30, 2020

PENSION

---

*SCHOOL EMPLOYEES RETIREMENT SYSTEM (SERS) OF OHIO*

Changes in benefit terms: There were no changes in benefit terms from the amounts reported for fiscal years 2014-2017. For fiscal year 2018, SERS changed from a fixed 3% annual increase to a Cost-of-Living Adjustment (COLA) based on the changes in the Consumer Price Index (CPI-W), with a cap of 2.5% and a floor of 0%. There were no changes in benefit terms from the amounts previously reported for fiscal years 2019-2020.

Changes in assumptions: There were no changes in methods and assumptions used in the calculation of actuarial determined contributions for fiscal years 2014-2016. For fiscal year 2017, the following changes of assumptions affected the total pension liability since the prior measurement date: (a) the assumed rate of inflation was reduced from 3.25% to 3.00%, (b) payroll growth assumption was reduced from 4.00% to 3.50%, (c) assumed real wage growth was reduced from 0.75% to 0.50%, (d) rates of withdrawal, retirement and disability were updated to reflect recent experience, (e) mortality among active members was updated to RP-2014 Blue Collar Mortality Table with fully generational projection and a five year age set-back for both males and females, (f) mortality among service retired members and beneficiaries was updated to the following RP-2014 Blue Collar Mortality Table with fully generational projection with Scale BB, 120% of male rates and 110% of female rates, (g) mortality among disabled members was updated to RP-2000 Disabled Mortality Table, 90% for male rates and 100% for female rates, set back five years is used for the period after disability retirement and (h) the discount rate was reduced from 7.75% to 7.50%. There were no changes in methods and assumptions used in the calculation of actuarial determined contributions for fiscal years 2018-2020.

*STATE TEACHERS RETIREMENT SYSTEM (STRS) OF OHIO*

Changes in benefit terms: There were no changes in benefit terms from the amounts reported for fiscal years 2014-2017. For fiscal year 2018, STRS decreased the Cost-of-Living Adjustment (COLA) to zero. There were no changes in benefit terms from amounts previously reported for fiscal years 2019-2020.

Changes in assumptions: There were no changes in methods and assumptions used in the calculation of actuarial determined contributions for fiscal years 2014-2017. For fiscal year 2018, the following changes of assumption affected the total pension liability since the prior measurement date: (a) the long-term expected rate of return was reduced from 7.75% to 7.45%, (b) the inflation assumption was lowered from 2.75% to 2.50%, (c) the payroll growth assumption was lowered to 3.00%, (d) total salary increases rate was lowered by decreasing the merit component of the individual salary increases, in addition to a decrease of 0.25% due to lower inflation, (e) the healthy and disabled mortality assumptions were updated to the RP-2014 mortality tables with generational improvement scale MP-2016 and (f) rates of retirement, termination and disability were modified to better reflect anticipated future experience. There were no changes in methods and assumptions used in the calculation of actuarial determined contributions for fiscal year 2020.

(Continued)



**FIELD LOCAL SCHOOL DISTRICT  
PORTAGE COUNTY, OHIO**

NOTES TO THE REQUIRED SUPPLEMENTARY INFORMATION (CONTINUED)  
FOR THE FISCAL YEAR ENDED JUNE 30, 2020

OTHER POSTEMPLOYMENT BENEFITS (OPEB)

---

*SCHOOL EMPLOYEES RETIREMENT SYSTEM (SERS) OF OHIO*

Changes in benefit terms: There were no changes in benefit terms from the amounts reported for fiscal years 2017-2020.

Changes in assumptions: There were no changes in methods and assumptions used in the calculation of actuarial determined contributions for fiscal year 2017. For fiscal year 2018, the following changes of assumptions affected the total OPEB liability since the prior measurement date: (a) assumed rate of inflation was reduced from 3.25% to 3.00%, (b) payroll growth assumption was reduced from 4.00% to 3.50%, (c) assumed real wage growth was reduced from 0.75% to 0.50%, (d) rates of withdrawal, retirement, and disability were updated to reflect recent experience, (e) mortality among active members was updated to the following: RP-2014 Blue Collar Mortality Table with fully generational projection and a five-year age set-back for both males and females, (f) mortality among service retired members and beneficiaries was updated to the following: RP-2014 Blue Collar Mortality Table with fully generational projection with Scale BB, 120% of male rates, and 110% of female rates, (g) mortality among disabled members was updated to the following: RP-2000 Disabled Mortality Table, 90% for male rates and 100% for female rates, set back five years is used for the period after disability retirement, (h) the municipal bond index rate increased from 2.92% to 3.56% and (i) the single equivalent interest rate, net of plan investment expense, including price inflation increased from 2.98% to 3.63%. For fiscal year 2019, the following changes of assumptions affected the total OPEB liability since the prior measurement date: (a) the discount rate increased from 3.63% to 3.70%, (b) the health care cost trend rates for Medicare were changed from a range of 5.50%-5.00% to a range of 5.375%-4.75% and Pre-Medicare were changed from a range of 7.50%-5.00% to a range of 7.25%-4.75%, (c) the municipal bond index rate increased from 3.56% to 3.62% and (d) the single equivalent interest rate, net of plan investment expense, including price inflation increased from 3.63% to 3.70%. For fiscal year 2020, the following changes of assumptions affected the total OPEB liability since the prior measurement date: (a) the discount rate decreased from 3.70% to 3.22%, (b) the health care cost trend rates for Medicare were changed from a range of 5.375%-4.75% to a range of 5.25%-4.75% and Pre-Medicare were changed from a range of 7.25%-4.75% to a range of 7.00%-4.75%, (c) the municipal bond index rate decreased from 3.62% to 3.13% and (d) the single equivalent interest rate, net of plan investment expense, including price inflation decreased from 3.70% to 3.22%.

*STATE TEACHERS RETIREMENT SYSTEM (STRS) OF OHIO*

Changes in benefit terms: There were no changes in benefit terms from the amounts previously reported for fiscal year 2017. For fiscal year 2018, STRS reduced the subsidy multiplier for non-Medicare benefit recipients from 2.1% to 1.9% per year of service. Medicare Part B premium reimbursements were discontinued for certain survivors and beneficiaries and all remaining Medicare Part B premium reimbursements will be discontinued beginning January 2019. For fiscal year 2019, STRS increased the subsidy multiplier for non-Medicare benefit recipients from 1.9% to 1.944% per year of service effective January 1, 2019. The non-Medicare frozen subsidy base premium was increased January 1, 2019 and all remaining Medicare Part B premium reimbursements will be discontinued beginning January 1, 2020. For fiscal year 2020, STRS increase the subsidy percentage from 1.944% to 1.984% effective January 1, 2020. The Medicare subsidy percentages were adjusted effective January 1, 2021 to 2.1% for the Medicare plan. The Medicare Part B monthly reimbursement elimination date was postponed to January 1, 2021.

Changes in assumptions: There were no changes in methods and assumptions used in the calculation of actuarial determined contributions for fiscal year 2017. For fiscal year 2018, the following changes of assumption affected the total OPEB liability since the prior measurement date: (a) the discount rate was increased from 3.26% to 4.13% based on the methodology defined under GASB Statement No. 74, Financial Reporting for Postemployment Benefit Plans Other Than Pension Plans (OPEB), (b) the long-term expected rate of return was reduced from 7.75% to 7.45%, (c) valuation year per capita health care costs were updated, and the salary scale was modified, (d) the percentage of future retirees electing each option was updated based on current data and the percentage of future disabled retirees and terminated vested participants electing health coverage were decreased and (e) the assumed mortality, disability, retirement, withdrawal and future health care cost trend rates were modified along with the portion of rebated prescription drug costs. For fiscal year 2019, the following changes of assumptions affected the total OPEB liability/asset since the prior measurement date: (a) the discount rate was increased from the blended rate of 4.13% to the long-term expected rate of return of 7.45% based on the methodology defined under GASB Statement No. 74, Financial Reporting for Postemployment Benefit Plans Other Than Pension Plans (OPEB) and (b) decrease in health care cost trend rates from 6.00%-11.00% initial; 4.50% ultimate down to Medical Pre-Medicare 6.00% and Medicare 5.00% initial; 4.00% ultimate and Prescription Drug Pre-Medicare 8.00% and Medicare (5.23%) initial; 4.00% ultimate. For fiscal year 2020, health care cost trend rates were changed to the following: medical pre-medicare from 6.00% initial - 4.00% ultimate down to 5.87% initial - 4.00% ultimate; medical medicare from 5.00% initial - 4.00% ultimate down to 4.93% initial - 4.00% ultimate; prescription drug pre-medicare from 8.00% initial - 4.00% ultimate down to 7.73% initial - 4.00% ultimate and (5.23%) initial - 4.00% ultimate up to 9.62% initial - 4.00% ultimate.

**This page intentionally left blank.**

**FIELD LOCAL SCHOOL DISTRICT  
PORTAGE COUNTY**

**SCHEDULE OF EXPENDITURES OF FEDERAL AWARDS  
FOR THE YEAR ENDED JUNE 30, 2020**

<b>FEDERAL GRANTOR Pass Through Grantor Program / Cluster Title</b>	<b>Federal CFDA Number</b>	<b>Pass Through Entity Identifying Number</b>	<b>Total Federal Expenditures</b>	<b>Total Non-Cash Expenditures</b>
<b>U.S. DEPARTMENT OF AGRICULTURE</b>				
<i>Passed Through Ohio Department of Education</i>				
School Breakfast Program	10.553	049197-3L70-2020	\$32,271	
COVID-19 School Breakfast Program	10.553	049197-3L70-2020	7,644	
National School Lunch Program	10.555	049197-3L60-2020	174,842	\$34,254
COVID-19 National School Lunch Program	10.555	049197-3L60-2020	24,268	
Total U.S. Department of Agriculture			<b>239,025</b>	<b>34,254</b>
<b>U.S. DEPARTMENT OF EDUCATION</b>				
<i>Passed Through Ohio Department of Education</i>				
Title I Grants to Local Educational Agencies	84.010	049197-3M00-2019	37,729	
Title I Grants to Local Educational Agencies	84.010	049197-3M00-2020	234,117	
Total Title I Grants to Local Educational Agencies			271,846	
Special Education Grants to States	84.027	049197-3M20-2019	53,096	
Special Education Grants to States	84.027	049197-3M20-2020	327,132	
Special Education Grants to States - Restoration	84.027	049197-3M20-2019	1,692	
Total Special Education Cluster			381,920	
Supporting Effective Instruction State Grant	84.367	049197-3Y60-2019	3,229	
Supporting Effective Instruction State Grant	84.367	049197-3Y60-2020	41,496	
Total Supporting Effective Instruction State Grant			44,725	
Student Support and Academic Enrichment Program	84.424	049197-3HI0-2019	(32)	
Student Support and Academic Enrichment Program	84.424	049197-3HI0-2020	12,002	
Total Student Support and Academic Enrichment Program			11,970	
Total U.S. Department of Education			<b>710,461</b>	
<b>Total Expenditures of Federal Awards</b>			<b>949,486</b>	<b>34,254</b>

*The accompanying notes are an integral part of this schedule.*

**FIELD LOCAL SCHOOL DISTRICT  
PORTAGE COUNTY**

**NOTES TO THE SCHEDULE OF EXPENDITURES OF FEDERAL AWARDS  
2 CFR 200.510(b)(6)  
FOR THE YEAR ENDED JUNE 30, 2020**

**NOTE A – BASIS OF PRESENTATION**

The accompanying Schedule of Expenditures of Federal Awards (the Schedule) includes the federal award activity of Field Local School District (the District) under programs of the federal government for the year ended June 30, 2020. The information on this Schedule is prepared in accordance with the requirements of Title 2 U.S. Code of Federal Regulations Part 200, *Uniform Administrative Requirements, Cost Principles, and Audit Requirements for Federal Awards* (Uniform Guidance). Because the Schedule presents only a selected portion of the operations of the District, it is not intended to and does not present the financial position or changes in net position of the District.

**NOTE B – SUMMARY OF SIGNIFICANT ACCOUNTING POLICIES**

Expenditures reported on the Schedule are reported on the cash basis of accounting. Such expenditures are recognized following the cost principles contained in Uniform Guidance wherein certain types of expenditures may or may not be allowable or may be limited as to reimbursement. Negative amounts shown on the Schedule represent adjustments or credits made in the normal course of business to amounts reported as expenditures in prior years.

**NOTE C – INDIRECT COST RATE**

The District has elected not to use the 10-percent de minimis indirect cost rate as allowed under the Uniform Guidance.

**NOTE D - CHILD NUTRITION CLUSTER**

The District commingles cash receipts from the U.S. Department of Agriculture with similar State grants. When reporting expenditures on this Schedule, the District assumes it expends federal monies first.

**NOTE E – FOOD DONATION PROGRAM**

The District reports commodities consumed on the Schedule at the entitlement value. The District allocated donated food commodities to the respective program that benefitted from the use of those donated food commodities.

**NOTE F - TRANSFERS BETWEEN PROGRAM YEARS**

Federal regulations require schools to obligate certain federal awards by June 30. However, with the Ohio Department of Education's consent, schools can transfer unobligated amounts to the subsequent fiscal year's program. The District transferred the following amounts from 2020 to 2021 programs:

<u>Program Title</u>	<u>CFDA Number</u>	<u>Amt. Transferred</u>
Title I Grants to Local Educational Agencies	84.010	\$32,036
Special Education Grants to States	84.027	\$39,467
Special Education Grants to States - Restoration	84.027	\$3,537
Supporting Effective Instruction State Grant	84.367	\$49,756
Student Support and Academic Enrichment Program	84.424	\$3,513

# OHIO AUDITOR OF STATE KEITH FABER



Conference Center, Suite 154  
6000 Frank Ave. NW  
North Canton, OH 44720  
EastRegion@ohioauditor.gov  
(800) 443-9272

## INDEPENDENT AUDITOR'S REPORT ON INTERNAL CONTROL OVER FINANCIAL REPORTING AND ON COMPLIANCE AND OTHER MATTERS REQUIRED BY GOVERNMENT AUDITING STANDARDS

Field Local School District  
Portage County  
2900 State Route 43  
Mogadore, Ohio 44260

To the Board of Education:

We have audited, in accordance with auditing standards generally accepted in the United States and the Comptroller General of the United States' *Government Auditing Standards*, the financial statements of the governmental activities, each major fund, and the aggregate remaining fund information of the Field Local School District, Portage County, (the District) as of and for the year ended June 30, 2020, and the related notes to the financial statements, which collectively comprise the District's basic financial statements and have issued our report thereon dated February 24, 2021, wherein we noted the District adopted Governmental Accounting Standards Board Statement No. 84 *Fiduciary Activities*. We, also, noted the financial impact of COVID-19 and the continuing emergency measures which may impact subsequent periods of the District.

### ***Internal Control Over Financial Reporting***

As part of our financial statement audit, we considered the District's internal control over financial reporting (internal control) as a basis for designing audit procedures appropriate in the circumstances to the extent necessary to support our opinion on the financial statements, but not to the extent necessary to opine on the effectiveness of the District's internal control. Accordingly, we have not opined on it.

A *deficiency in internal control* exists when the design or operation of a control does not allow management or employees, when performing their assigned functions, to prevent, or detect and timely correct misstatements. A *material weakness* is a deficiency, or combination of internal control deficiencies resulting in a reasonable possibility that internal control will not prevent or detect and timely correct a material misstatement of the District's financial statements. A *significant deficiency* is a deficiency, or a combination of deficiencies, in internal control that is less severe than a material weakness, yet important enough to merit attention by those charged with governance.

Our consideration of internal control was for the limited purpose described in the first paragraph of this section and was not designed to identify all internal control deficiencies that might be material weaknesses or significant deficiencies. Given these limitations, we did not identify any deficiencies in internal control that we consider material weaknesses. However, unidentified material weaknesses may exist.

***Compliance and Other Matters***

As part of reasonably assuring whether the District's financial statements are free of material misstatement, we tested its compliance with certain provisions of laws, regulations, contracts, and grant agreements, noncompliance with which could directly and materially affect the financial statements. However, opining on compliance with those provisions was not an objective of our audit and accordingly, we do not express an opinion. The results of our tests disclosed no instances of noncompliance or other matters we must report under *Government Auditing Standards*.

***Purpose of this Report***

This report only describes the scope of our internal control and compliance testing and our testing results, and does not opine on the effectiveness of the District's internal control or on compliance. This report is an integral part of an audit performed under *Government Auditing Standards* in considering the District's internal control and compliance. Accordingly, this report is not suitable for any other purpose.



Keith Faber  
Auditor of State  
Columbus, Ohio

February 24, 2021

# OHIO AUDITOR OF STATE KEITH FABER



Conference Center, Suite 154  
6000 Frank Ave. NW  
North Canton, OH 44720  
EastRegion@ohioauditor.gov  
(800) 443-9272

## INDEPENDENT AUDITOR'S REPORT ON COMPLIANCE WITH REQUIREMENTS APPLICABLE TO THE MAJOR FEDERAL PROGRAM AND ON INTERNAL CONTROL OVER COMPLIANCE REQUIRED BY THE UNIFORM GUIDANCE

Field Local School District  
Portage County  
2900 State Route 43  
Mogadore, Ohio 44260

To the Board of Education:

### ***Report on Compliance for the Major Federal Program***

We have audited the Field Local School District's (the District) compliance with the applicable requirements described in the U.S. Office of Management and Budget (OMB) *Compliance Supplement* that could directly and materially affect the Field Local School District's major federal program for the year ended June 30, 2020. The *Summary of Auditor's Results* in the accompanying schedule of findings identifies the District's major federal program.

### ***Management's Responsibility***

The District's Management is responsible for complying with federal statutes, regulations, and the terms and conditions of its federal awards applicable to its federal program.

### ***Auditor's Responsibility***

Our responsibility is to opine on the District's compliance for the District's major federal program based on our audit of the applicable compliance requirements referred to above. Our compliance audit followed auditing standards generally accepted in the United States of America; the standards for financial audits included in the Comptroller General of the United States' *Government Auditing Standards*; and the audit requirements of Title 2 U.S. *Code of Federal Regulations* Part 200, *Uniform Administrative Requirements, Cost Principles, and Audit Requirements for Federal Awards* (Uniform Guidance). These standards and the Uniform Guidance require us to plan and perform the audit to reasonably assure whether noncompliance with the applicable compliance requirements referred to above that could directly and materially affect a major federal program occurred. An audit includes examining, on a test basis, evidence about the District's compliance with those requirements and performing such other procedures as we considered necessary in the circumstances.

We believe our audit provides a reasonable basis for our compliance opinion on the District's major program. However, our audit does not provide a legal determination of the District's compliance.

***Opinion on the Major Federal Program***

In our opinion, the Field Local School District complied, in all material respects with the compliance requirements referred to above that could directly and materially affect its major federal program for the year ended June 30, 2020.

***Report on Internal Control Over Compliance***

The District's management is responsible for establishing and maintaining effective internal control over compliance with the applicable compliance requirements referred to above. In planning and performing our compliance audit, we considered the District's internal control over compliance with the applicable requirements that could directly and materially affect a major federal program, to determine our auditing procedures appropriate for opining on each major federal program's compliance and to test and report on internal control over compliance in accordance with the Uniform Guidance, but not to the extent needed to opine on the effectiveness of internal control over compliance. Accordingly, we have not opined on the effectiveness of the District's internal control over compliance.

*A deficiency in internal control over compliance* exists when the design or operation of a control over compliance does not allow management or employees, when performing their assigned functions, to prevent, or to timely detect and correct, noncompliance with a federal program's applicable compliance requirement. A *material weakness in internal control over compliance* is a deficiency, or combination of deficiencies, in internal control over compliance, such that there is a reasonable possibility that material noncompliance with a federal program compliance requirement will not be prevented, or timely detected and corrected. A *significant deficiency in internal control over compliance* is a deficiency, or a combination of deficiencies, in internal control over compliance with federal program's applicable compliance requirement that is less severe than a material weakness in internal control over compliance, yet important enough to merit attention by those charged with governance.

Our consideration of internal control over compliance was for the limited purpose described in the first paragraph of this section and would not necessarily identify all deficiencies in internal control over compliance that might be material weaknesses or significant deficiencies. We did not identify any deficiencies in internal control over compliance that we consider to be material weaknesses. However, material weaknesses may exist that have not been identified.

This report only describes the scope of our internal control over compliance tests and the results of this testing based on Uniform Guidance requirements. Accordingly, this report is not suitable for any other purpose.



Keith Faber  
Auditor of State  
Columbus, Ohio

February 24, 2021



**FIELD LOCAL SCHOOL DISTRICT  
PORTAGE COUNTY**

**SCHEDULE OF FINDINGS  
2 CFR § 200.515  
June 30, 2020**

**1. SUMMARY OF AUDITOR'S RESULTS**

<i>(d)(1)(i)</i>	<b>Type of Financial Statement Opinion</b>	Unmodified
<i>(d)(1)(ii)</i>	<b>Were there any material weaknesses in internal control reported at the financial statement level (GAGAS)?</b>	No
<i>(d)(1)(ii)</i>	<b>Were there any significant deficiencies in internal control reported at the financial statement level (GAGAS)?</b>	No
<i>(d)(1)(iii)</i>	<b>Was there any reported material noncompliance at the financial statement level (GAGAS)?</b>	No
<i>(d)(1)(iv)</i>	<b>Were there any material weaknesses in internal control reported for major federal programs?</b>	No
<i>(d)(1)(iv)</i>	<b>Were there any significant deficiencies in internal control reported for major federal programs?</b>	No
<i>(d)(1)(v)</i>	<b>Type of Major Programs' Compliance Opinion</b>	Unmodified
<i>(d)(1)(vi)</i>	<b>Are there any reportable findings under 2 CFR § 200.516(a)?</b>	No
<i>(d)(1)(vii)</i>	<b>Major Programs (list):</b>	Special Education Cluster (CFDA 84.027 and 84.173)
<i>(d)(1)(viii)</i>	<b>Dollar Threshold: Type A/B Programs</b>	Type A: > \$ 750,000 Type B: all others
<i>(d)(1)(ix)</i>	<b>Low Risk Auditee under 2 CFR § 200.520?</b>	Yes

**2. FINDINGS RELATED TO THE FINANCIAL STATEMENTS  
REQUIRED TO BE REPORTED IN ACCORDANCE WITH GAGAS**

None

**3. FINDINGS AND QUESTIONED COSTS FOR FEDERAL AWARDS**

None

**This page intentionally left blank.**

# OHIO AUDITOR OF STATE KEITH FABER



**FIELD LOCAL SCHOOL DISTRICT**

**PORTAGE COUNTY**

**AUDITOR OF STATE OF OHIO CERTIFICATION**

This is a true and correct copy of the report, which is required to be filed pursuant to Section 117.26, Revised Code, and which is filed in the Office of the Ohio Auditor of State in Columbus, Ohio.



**Certified for Release 3/23/2021**

88 East Broad Street, Columbus, Ohio 43215  
Phone: 614-466-4514 or 800-282-0370

This report is a matter of public record and is available online at  
[www.ohioauditor.gov](http://www.ohioauditor.gov)