

EHOVE CAREER CENTER
ERIE COUNTY, OHIO

SINGLE AUDIT

**FOR THE FISCAL YEAR ENDED
JUNE 30, 2020**

OHIO AUDITOR OF STATE
KEITH FABER



88 East Broad Street
Columbus, Ohio 43215
IPAReport@ohioauditor.gov
(800) 282-0370

Board of Education
EHOVE Career Center
316 West Mason Road
Milan, Ohio 44846

We have reviewed the *Independent Auditor's Report* of EHOVE Career Center, Erie County, prepared by Julian & Grube, Inc., for the audit period July 1, 2019 through June 30, 2020. Based upon this review, we have accepted these reports in lieu of the audit required by Section 117.11, Revised Code. The Auditor of State did not audit the accompanying financial statements and, accordingly, we are unable to express, and do not express an opinion on them.

Our review was made in reference to the applicable sections of legislative criteria, as reflected by the Ohio Constitution, and the Revised Code, policies, procedures and guidelines of the Auditor of State, regulations and grant requirements. EHOVE Career Center is responsible for compliance with these laws and regulations.

A handwritten signature in cursive script that reads "Keith Faber".

Keith Faber
Auditor of State
Columbus, Ohio

March 10, 2021

This page intentionally left blank.

**EHOVE CAREER CENTER
ERIE COUNTY, OHIO**

TABLE OF CONTENTS

Independent Auditor’s Report	1 - 2
Management’s Discussion and Analysis	3 - 15
Basic Financial Statements:	
Government-Wide Financial Statements:	
Statement of Net Position	17
Statement of Activities	18
Fund Financial Statements:	
Balance Sheet - Governmental Funds	20 - 21
Reconciliation of Total Governmental Fund Balances to Net Position of Governmental Activities	22
Statement of Revenues, Expenditures and Changes in Fund Balances - Governmental Funds.....	24 - 25
Reconciliation of the Statement of Revenues, Expenditures and Changes in Fund Balances of Governmental Funds to the Statement of Activities	26
Statement of Revenues, Expenditures and Changes in Fund Balance - Budget and Actual (Non-GAAP Budgetary Basis):	
General Fund	27
Adult Education Fund	28
Statement of Fiduciary Net Position - Fiduciary Fund	29
Statement of Changes in Fiduciary Net Position - Fiduciary Fund	30
Notes to the Basic Financial Statements.....	31 - 77
Required Supplementary Information:	
Schedule of the Career Center’s Proportionate Share of the Net Pension Liability:	
School Employees Retirement System (SERS) of Ohio	79 - 80
State Teachers Retirement System (STRS) of Ohio	81 - 82
Schedule of Career Center Pension Contributions:	
School Employees Retirement System (SERS) of Ohio	83 - 84
State Teachers Retirement System (STRS) of Ohio	85 - 86
Schedule of the Career Center’s Proportionate Share of the Net OPEB Liability/Asset:	
School Employees Retirement System (SERS) of Ohio	87
State Teachers Retirement System (STRS) of Ohio	88
Schedule of Career Center OPEB Contributions:	
School Employees Retirement System (SERS) of Ohio	89 - 90
State Teachers Retirement System (STRS) of Ohio	91 - 92
Notes to the Required Supplementary Information	93 - 94
Supplementary Information:	
Schedule of Expenditures of Federal Awards.....	95
Independent Auditor’s Report on Internal Control Over Financial Reporting and on Compliance and Other Matters Based on an Audit of Financial Statements Performed in Accordance with <i>Government Auditing Standards</i>	
	96 - 97
Independent Auditor’s Report on Compliance for the Major Program and on Internal Control Over Compliance Required by the Uniform Guidance	
	98 - 99
Schedule of Findings 2 CFR § 200.515	100

This page intentionally left blank.

Independent Auditor's Report

EHOVE Career Center
Erie County
316 West Mason Road
Milan, Ohio 44846

To the Board of Education:

Report on the Financial Statements

We have audited the accompanying financial statements of the governmental activities, each major fund, and the aggregate remaining fund information of the EHOVE Career Center, Erie County, Ohio, as of and for the fiscal year ended June 30, 2020, and the related notes to the financial statements, which collectively comprise the EHOVE Career Center's basic financial statements as listed in the table of contents.

Management's Responsibility for the Financial Statements

Management is responsible for the preparation and fair presentation of these financial statements in accordance with accounting principles generally accepted in the United States of America; this includes the design, implementation, and maintenance of internal control relevant to the preparation and fair presentation of financial statements that are free from material misstatement, whether due to fraud or error.

Auditor's Responsibility

Our responsibility is to express opinions on these financial statements based on our audit. We conducted our audit in accordance with auditing standards generally accepted in the United States of America and the standards applicable to financial audits contained in *Government Auditing Standards*, issued by the Comptroller General of the United States. Those standards require that we plan and perform the audit to obtain reasonable assurance about whether the financial statements are free from material misstatement.

An audit involves performing procedures to obtain audit evidence about the amounts and disclosures in the financial statements. The procedures selected depend on the auditor's judgment, including the assessment of the risks of material misstatement of the financial statements, whether due to fraud or error. In making those risk assessments, the auditor considers internal control relevant to the EHOVE Career Center's preparation and fair presentation of the financial statements in order to design audit procedures that are appropriate in the circumstances, but not for the purpose of expressing an opinion on the effectiveness of the EHOVE Career Center's internal control. Accordingly, we express no such opinion. An audit also includes evaluating the appropriateness of accounting policies used and the reasonableness of significant accounting estimates made by management, as well as evaluating the overall presentation of the financial statements.

We believe that the audit evidence we have obtained is sufficient and appropriate to provide a basis for our audit opinions.

Opinions

In our opinion, the financial statements referred to above present fairly, in all material respects, the respective financial position of the governmental activities, each major fund, and the aggregate remaining fund information of the EHOVE Career Center, Erie County, Ohio, as of June 30, 2020, and the respective changes in financial position, thereof and the respective budgetary comparisons for the General and Adult Education funds for the fiscal year then ended in accordance with accounting principles generally accepted in the United States of America.

Emphasis of Matters

As described in Note 3 to the financial statements, in 2020, the EHOVE Career Center adopted new accounting guidance, Governmental Accounting Standards Board (GASB) Statement No. 84, *Fiduciary Activities*. Additionally, as disclosed in Note 20 to the financial statements, the financial impact of COVID-19 and the continuing emergency measures may impact subsequent periods of the EHOVE Career Center. Our opinions are not modified with respect to these matters.

Other Matters

Required Supplementary Information

Accounting principles generally accepted in the United States of America require that the *management's discussion and analysis, and schedules of net pension and other postemployment benefit assets and liabilities and pension and other postemployment benefit contributions* listed in the table of contents, be presented to supplement the basic financial statements. Such information, although not a part of the basic financial statements, is required by the Governmental Accounting Standards Board, who considers it to be an essential part of financial reporting for placing the basic financial statements in an appropriate operational, economic, or historical context. We have applied certain limited procedures to the required supplementary information in accordance with auditing standards generally accepted in the United States of America, which consisted of inquiries of management about the methods of preparing the information and comparing the information for consistency with management's responses to our inquiries, the basic financial statements, and other knowledge we obtained during our audit of the basic financial statements. We do not express an opinion or provide any assurance on the information because the limited procedures do not provide us with sufficient evidence to express an opinion or provide any assurance.

Supplementary Information

Our audit was conducted for the purpose of forming opinions on the financial statements that collectively comprise the EHOVE Career Center's basic financial statements. The accompanying schedule of expenditures of federal awards is presented for purposes of additional analysis as required by Title 2 U.S. *Code of Federal Regulations* Part 200, *Uniform Administrative Requirements, Cost Principles, and Audit Requirements for Federal Awards*, and is not a required part of the basic financial statements.

The schedule of expenditures of federal awards is the responsibility of management and was derived from and relates directly to the underlying accounting and other records used to prepare the basic financial statements. Such information has been subjected to the auditing procedures applied in the audit of the basic financial statements and certain additional procedures, including comparing and reconciling such information directly to the underlying accounting and other records used to prepare the basic financial statements or to the basic financial statements themselves, and other additional procedures in accordance with auditing standards generally accepted in the United States of America. In our opinion, the schedule of expenditures of federal awards is fairly stated, in all material respects, in relation to the basic financial statements as a whole.

Other Reporting Required by Government Auditing Standards

In accordance with *Government Auditing Standards*, we have also issued our report dated December 23, 2020, on our consideration of the EHOVE Career Center's internal control over financial reporting and on our tests of its compliance with certain provisions of laws, regulations, contracts, and grant agreements and other matters. The purpose of that report is solely to describe the scope of our testing of internal control over financial reporting and compliance and the results of that testing, and not to provide an opinion on the effectiveness of the EHOVE Career Center's internal control over financial reporting or on compliance. That report is an integral part of an audit performed in accordance with *Government Auditing Standards* in considering the EHOVE Career Center's internal control over financial reporting and compliance.

Julian & Grube, Inc.

**EHOVE CAREER CENTER
ERIE COUNTY, OHIO**

**MANAGEMENT'S DISCUSSION AND ANALYSIS
FOR THE FISCAL YEAR ENDED JUNE 30, 2020**

The management's discussion and analysis of the EHOVE Career Center (the "Career Center") financial performance provides an overall review of the Career Center's financial activities for the fiscal year ended June 30, 2020. The intent of this discussion and analysis is to look at the Career Center's financial performance as a whole; readers should also review the basic financial statements and notes to the basic financial statements to enhance their understanding of the Career Center's financial performance.

Financial Highlights

Key financial highlights for fiscal year 2020 are as follows:

- The Career Center's net position of governmental activities increased \$2,813,164 which represents a 45.11% increase from 2019's restated net position.
- General revenues accounted for \$15,185,956 in revenue or 65.05% of all revenues. Program specific revenues in the form of charges for services and sales, and operating grants and contributions accounted for \$8,160,869 in revenue or 34.95% of total revenues of \$23,346,825.
- The Career Center had \$20,533,661 in expenses related to governmental activities; \$8,160,869 of these expenses were offset by program specific charges for services and sales, grants or contributions. General revenues supporting governmental activities (primarily taxes and unrestricted grants and entitlements) of \$15,185,956 were adequate to provide for these programs.
- The Career Center has four major governmental funds; the general fund, the adult education fund, the permanent improvement fund, and the building fund. The general fund had \$16,474,627 in revenues and \$16,066,436 in expenditures and other financing uses. During fiscal year 2020, the general fund's fund balance increased \$409,291 from \$6,951,263 to \$7,360,554.
- The adult education fund had \$2,988,898 in revenues and \$2,864,087 in expenditures. During fiscal year 2020, the adult education fund's fund balance increased \$118,959 from a balance of \$243,543 to a balance of \$362,502.
- The permanent improvement fund had \$2,507,476 in revenues and other financing sources and \$1,446,490 in expenditures. During fiscal year 2020, the permanent improvement fund's fund balance increased \$1,060,986 from a balance of \$3,201,184 to a balance of \$4,262,170.
- The building fund had \$12,462,464 in revenues and other financing sources and \$23,820,816 in expenditures and other financing uses. During fiscal year 2020, the building fund's fund balance decreased \$11,358,352 from a balance of \$11,003,107 to a deficit balance of \$355,245 due to the Career Center continuing its building project.

Using the Basic Financial Statements

This annual report consists of a series of financial statements and notes to those statements. These statements are organized so the reader can understand the Career Center as a financial whole, an entire operating entity. The statements then proceed to provide an increasingly detailed look at specific financial activities.

**EHOVE CAREER CENTER
ERIE COUNTY, OHIO**

**MANAGEMENT'S DISCUSSION AND ANALYSIS
FOR THE FISCAL YEAR ENDED JUNE 30, 2020**

The statement of net position and the statement of activities provide information about the activities of the whole Career Center, presenting both an aggregate view of the Career Center's finances and a longer-term view of those finances. Fund financial statements provide the next level of detail. For governmental funds, these statements tell how services were financed in the short-term as well as what remains for future spending. The fund financial statements also look at the Career Center's most significant funds with all other nonmajor funds presented in total in one column. In the case of the Career Center, the general fund, the adult education fund, the other grant fund, and the permanent improvement fund are by far the most significant funds, and are the only governmental funds reported as major funds.

Reporting the Career Center as a Whole

Statement of Net Position and the Statement of Activities

While this document contains the large number of funds used by the Career Center to provide programs and activities, the view of the Career Center as a whole looks at all financial transactions and asks the question, "How did the Career Center do financially during fiscal year 2020?" The statement of net position and the statement of activities answer this question. These statements include all assets, deferred outflows of resources, liabilities, deferred inflows of resources, revenues and expenses using the accrual basis of accounting similar to the accounting used by most private-sector companies. This basis of accounting will take into account all of the current year's revenues and expenses regardless of when cash is received or paid.

These two statements report the Career Center's net position and changes in net position. The change in net position is important because it tells the reader that, for the Career Center as a whole, the financial position of the Career Center has improved or diminished. The causes of this change may be the result of many factors, some financial, some not. Non-financial factors include the Career Center's property tax base, current property tax laws in Ohio restricting revenue growth, facility conditions, required educational programs and other factors.

In the statement of net position and the statement of activities, the governmental activities include the Career Center's programs and services, including instruction, support services, and food service operations.

Reporting the Career Center's Most Significant Funds

Fund Financial Statements

Fund financial reports provide detailed information about the Career Center's major funds. The Career Center uses many funds to account for a multitude of financial transactions. However, these fund financial statements focus on the Career Center's most significant funds. The Career Center's major governmental funds are the general fund, the adult education fund, the permanent improvement fund, and the building fund.

Governmental Funds

Most of the Career Center's activities are reported in governmental funds, which focus on how money flows into and out of those funds and the balances left at year-end available for spending in future periods. These funds are reported using an accounting method called modified accrual accounting, which measures cash and all other financial assets that can readily be converted to cash. The governmental fund financial statements provide a detailed short-term view of the Career Center's general government operations and the basic services it provides. Governmental fund information helps you determine whether there are more or fewer financial resources that can be spent in the near future to finance educational programs. The relationship (or differences) between governmental activities (reported in the statement of net position and the statement of activities) and governmental funds is reconciled in the basic financial statements.

**EHOVE CAREER CENTER
ERIE COUNTY, OHIO**

**MANAGEMENT'S DISCUSSION AND ANALYSIS
FOR THE FISCAL YEAR ENDED JUNE 30, 2020**

Reporting the Career Center's Fiduciary Responsibilities

The Career Center acts in a trustee capacity as an agent for individuals and/or other governments or organizations. These activities are reported in custodial funds. All of the Career Center's fiduciary activities are reported in separate fiduciary fund statements. These activities are excluded from the Career Center's other financial statements because the assets cannot be utilized by the Career Center to finance its operations.

Notes to the Basic Financial Statements

The notes provide additional information that is essential to a full understanding of the data provided in the government-wide and fund financial statements.

Required Supplementary Information

In addition to the basic financial statements and accompanying notes, this report also presents certain required supplementary information concerning the Career Center's net pension liability and net OPEB liability.

The Career Center as a Whole

The statement of net position provides the perspective of the Career Center as a whole. The table on the following page provides a summary of the Career Center's net position for June 30, 2020 and June 30, 2019. The net position at June 30, 2019 has been restated as described in Note 3.

**EHOVE CAREER CENTER
ERIE COUNTY, OHIO**

MANAGEMENT'S DISCUSSION AND ANALYSIS
FOR THE FISCAL YEAR ENDED JUNE 30, 2020

	Net Position	
	Governmental Activities 2020	Restated Governmental Activities 2019
	<u>2020</u>	<u>2019</u>
<u>Assets</u>		
Current and other assets	\$ 24,733,845	\$ 33,027,697
Net OPEB asset	1,031,365	1,083,107
Capital assets, net	<u>24,907,681</u>	<u>13,163,815</u>
Total assets	<u>50,672,891</u>	<u>47,274,619</u>
<u>Deferred Outflows of Resources</u>		
Unamortized deferred charges on debt refunding	20,490	-
Pensions	3,866,511	6,285,790
OPEB	<u>996,290</u>	<u>1,054,262</u>
Total deferred outflows of resources	<u>4,883,291</u>	<u>7,340,052</u>
<u>Liabilities</u>		
Current liabilities	2,667,616	2,349,448
Long-term liabilities:		
Due within one year	1,232,401	1,297,469
Due in more than one year:		
Net pension liability	18,894,079	22,090,772
Net OPEB liability	2,061,200	3,312,717
Other amounts	<u>18,955,646</u>	<u>19,907,632</u>
Total liabilities	<u>43,810,942</u>	<u>48,958,038</u>
<u>Deferred Inflows of Resources</u>		
Property taxes levied for next fiscal year	9,282,655	8,491,066
Pensions	3,035,555	1,366,294
OPEB	<u>2,850,328</u>	<u>2,035,735</u>
Total deferred inflows of resources	<u>15,168,538</u>	<u>11,893,095</u>
<u>Net Position</u>		
Net investment in capital assets	5,139,929	3,998,351
Restricted	6,609,591	4,526,110
Unrestricted (deficit)	<u>(15,172,818)</u>	<u>(14,760,923)</u>
Total net position (deficit)	<u>\$ (3,423,298)</u>	<u>\$ (6,236,462)</u>

The net pension liability is reported pursuant to Governmental Accounting Standards Board (GASB) Statement 68, "Accounting and Financial Reporting for Pensions—an Amendment of GASB Statement 27." The net other postemployment benefits (OPEB) liability/asset is reported pursuant to GASB Statement 75, "Accounting and Financial Reporting for Postemployment Benefits Other Than Pensions." For reasons discussed below, many end users of this financial statement will gain a clearer understanding of the Career Center's actual financial condition by adding deferred inflows related to pension and OPEB, the net pension liability, and the net OPEB liability to the reported net position and subtracting deferred outflows related to pension and OPEB and the net OPEB asset.

**EHOVE CAREER CENTER
ERIE COUNTY, OHIO**

MANAGEMENT'S DISCUSSION AND ANALYSIS
FOR THE FISCAL YEAR ENDED JUNE 30, 2020

Governmental Accounting Standards Board standards are national and apply to all government financial reports prepared in accordance with generally accepted accounting principles. Prior accounting for pensions (GASB 27) and postemployment benefits (GASB 45) focused on a funding approach. This approach limited pension and OPEB costs to contributions annually required by law, which may or may not be sufficient to fully fund each plan's *net pension liability* or *net OPEB liability*. GASB 68 and GASB 75 take an earnings approach to pension and OPEB accounting; however, the nature of Ohio's statewide pension/OPEB plans and state law governing those systems requires additional explanation in order to properly understand the information presented in these statements.

GASB 68 and GASB 75 require the net pension liability/asset and the net OPEB liability/asset to equal the Career Center's proportionate share of each plan's collective:

1. Present value of estimated future pension/OPEB benefits attributable to active and inactive employees' past service.
2. Minus plan assets available to pay these benefits.

GASB notes that pension and OPEB obligations, whether funded or unfunded, are part of the "employment exchange" – that is, the employee is trading his or her labor in exchange for wages, benefits, and the promise of a future pension and other postemployment benefits. GASB noted that the unfunded portion of this promise is a present obligation of the government, part of a bargained-for benefit to the employee, and should accordingly be reported by the government as a liability since they received the benefit of the exchange. However, the Career Center is not responsible for certain key factors affecting the balance of these liabilities. In Ohio, the employee shares the obligation of funding pension benefits with the employer. Both employer and employee contribution rates are capped by State statute. A change in these caps requires action of both Houses of the General Assembly and approval of the Governor. Benefit provisions are also determined by State statute. The Ohio revised Code permits but does not require the retirement systems to provide healthcare to eligible benefit recipients. The retirement systems may allocate a portion of the employer contributions to provide for these OPEB benefits.

The employee enters the employment exchange with the knowledge that the employer's promise is limited not by contract but by law. The employer enters the exchange also knowing that there is a specific, legal limit to its contribution to the retirement system. In Ohio, there is no legal means to enforce the unfunded liability of the pension/OPEB plan *as against the public employer*. State law operates to mitigate/lessen the moral obligation of the public employer to the employee, because all parties enter the employment exchange with notice as to the law. The retirement system is responsible for the administration of the pension and OPEB plans.

Most long-term liabilities have set repayment schedules or, in the case of compensated absences (i.e. sick and vacation leave), are satisfied through paid time-off or termination payments. There is no repayment schedule for the net pension liability or the net OPEB liability/asset. As explained above, changes in benefits, contribution rates, and return on investments affect the balance of these liabilities but are outside the control of the local government. In the event that contributions, investment returns, and other changes are insufficient to keep up with required payments, State statute does not assign/identify the responsible party for the unfunded portion. Due to the unique nature of how the net pension liability and the net OPEB liability/asset are satisfied, these liabilities are separately identified within the long-term liability section of the statement of net position.

In accordance with GASB 68 and GASB 75, the Career Center's statements prepared on an accrual basis of accounting include an annual pension expense and an annual OPEB expense for their proportionate share of each plan's *change* in net pension liability and net OPEB liability/asset, respectively, not accounted for as deferred inflows/outflows.

**EHOVE CAREER CENTER
ERIE COUNTY, OHIO**

**MANAGEMENT'S DISCUSSION AND ANALYSIS
FOR THE FISCAL YEAR ENDED JUNE 30, 2020**


Current and other assets decreased primarily due to a decrease in cash and cash equivalents as a result of the Career Center continuing its building project. The Career Center's building project consists of constructing, enlarging and improving, furnishing and equipping, and leasing eventual acquisition of two buildings on the Career Center's campus. At fiscal year-end, capital assets represented 49.15% of total assets. Capital assets include land, construction in progress, land improvements, buildings and improvements, furniture and equipment, and vehicles. The Career Center's net investment in capital assets at June 30, 2020 was \$5,139,929. These capital assets are used to provide services to the students and are not available for future spending. Although the Career Center's investment in capital assets is reported net of related debt, it should be noted that the resources to repay the debt must be provided from other sources, since capital assets may not be used to liquidate these liabilities. The Career Center had no bonded debt outstanding at June 30, 2020; however, the Career Center did have school improvement notes as well as certificates of participation outstanding at June 30, 2020 that were used to acquire capital assets.

Current liabilities increased due to increases in contracts payable and retainage payable for invoices due at June 30, 2020 but paid after July 1, 2020 related to the building project. Long-term liabilities decreased due to decrease in the net pension liability and the net OPEB liability which are outside the control of the Career Center.

Over time, net position can serve as a useful indicator of a government's financial position. At June 30, 2020, the Career Center's liabilities and deferred inflows of resources exceeded assets and deferred outflows of resources by \$3,423,298. A portion of the Career Center's net position, \$6,609,591, represents resources that are subject to external restrictions on how they may be used. The remaining amount of the Career Center's net position was a deficit balance of \$15,172,818.

The graph below illustrates the Career Center's assets, deferred outflows of resources, liabilities, deferred inflows of resources, and net position at June 30, 2020 and June 30, 2019. The net position at June 30, 2019 has been restated as described in Note 3.

Governmental Activities



**EHOVE CAREER CENTER
ERIE COUNTY, OHIO**

**MANAGEMENT'S DISCUSSION AND ANALYSIS
FOR THE FISCAL YEAR ENDED JUNE 30, 2020**

The table below shows the change in net position for fiscal years 2020 and 2019. Due to practicality, 2019 revenues and expenses in the table below have not been adjusted to reflect the implementation of GASB No. 84 (see Note 3). Rather, the cumulative impact of applying GASB No. 84 is reflected in the beginning net position for 2019.

	Change in Net Position	
	Governmental Activities 2020	Governmental Activities 2019
<u>Revenues</u>		
Program revenues:		
Charges for services and sales	\$ 3,528,742	\$ 3,397,529
Operating grants and contributions	4,632,127	4,093,636
General revenues:		
Taxes	10,714,091	10,395,980
Grants and entitlements	3,960,131	4,065,951
Investment earnings	411,484	529,258
Miscellaneous	100,250	120,111
Total revenues	<u>23,346,825</u>	<u>22,602,465</u>
<u>Expenses</u>		
Program expenses:		
Instruction:		
Regular	1,355,702	1,329,337
Special	922,175	749,188
Vocational	5,721,971	5,428,851
Adult/continuing	3,333,463	3,056,726
Support services:		
Pupil	1,079,547	950,720
Instructional staff	904,694	862,886
Board of education	107,375	59,069
Administration	2,569,135	2,256,997
Fiscal	705,159	785,024
Business	2,695	3,134
Operations and maintenance	1,984,288	2,074,706
Pupil transportation	118,307	30,679
Central	377,542	347,025
Operation of non-instructional services:		
Food service operations	405,804	434,648
Other non-instructional services	131,875	176,685
Extracurricular activities	102,991	-
Interest and fiscal charges	710,938	676,170
Total expenses	<u>20,533,661</u>	<u>19,221,845</u>
Change in net position	2,813,164	3,380,620
Net position (deficit) at beginning of year (restated)	<u>(6,236,462)</u>	<u>(9,617,082)</u>
Net position (deficit) at end of year	<u>\$ (3,423,298)</u>	<u>\$ (6,236,462)</u>

**EHOVE CAREER CENTER
ERIE COUNTY, OHIO**

**MANAGEMENT’S DISCUSSION AND ANALYSIS
FOR THE FISCAL YEAR ENDED JUNE 30, 2020**

Governmental Activities

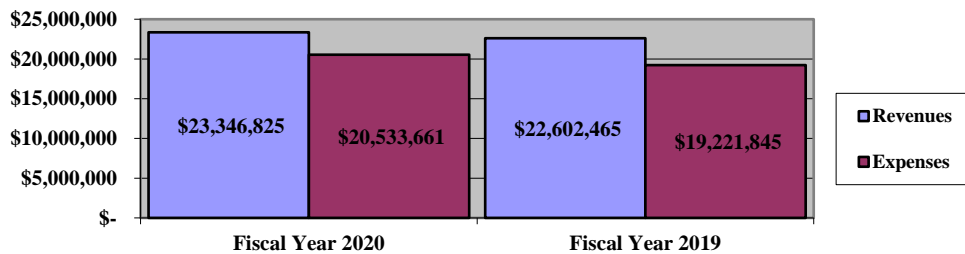
Net position of the Career Center’s governmental activities has increased by \$2,813,164 or 45.11% from fiscal year 2019’s restated net position. Total governmental expenses of \$20,533,661 were offset by program revenues of \$8,160,869 and general revenues of \$15,185,956. Program revenues supported 39.74% of the total governmental expenses. The primary sources of revenue for governmental activities are derived from taxes, and unrestricted grants and entitlements. These two revenue sources represent 62.85% of total governmental revenue. Total revenues remained increased 3.29%. Taxes increased as the Career Center began receiving collections from the NEXUS pipeline. Investment earnings decreased due to decreased interest rates on investments of the Career Center and less monies to invest. Operating grants and contributions revenue increased due to the Career Center receiving the student wellness and success grant from the State of Ohio. Grants and entitlements decreased due to the Career Center receiving decreased foundation funding from the State of Ohio. All other revenues remained comparable to the prior year.

Overall, expenses of the governmental activities increased \$1,311,816 or 6.82%. This increase is primarily the result of the STRS indefinitely suspending the Cost of Living Adjustment (“COLA”) and the School Employee Retirement System (SERS) lowering the COLA from 3.00% to 2.50% in fiscal year 2019.

On an accrual basis, the Career Center reported \$2,357,436 and \$2,659,187 in pension expense for fiscal year 2020 and 2019, respectively. In addition, the Career Center reported (\$314,089) and (\$2,067,410) in OPEB expense for fiscal year 2020 and 2019, respectively. The increase in both the net pension expense and the OPEB expense from fiscal year 2019 to fiscal year 2020 was \$1,451,570. This increase is primarily the result of the benefit changes by the retirement systems. Fluctuations in the pension and OPEB expense makes it difficult to compare financial information between years. Pension and OPEB expense are components of program expenses reported on the statement of activities.

The graph below presents the Career Center’s governmental activities revenues and expenses for fiscal years 2020 and 2019.

Governmental Activities - Revenues and Expenses



**EHOVE CAREER CENTER
ERIE COUNTY, OHIO**

**MANAGEMENT'S DISCUSSION AND ANALYSIS
FOR THE FISCAL YEAR ENDED JUNE 30, 2020**

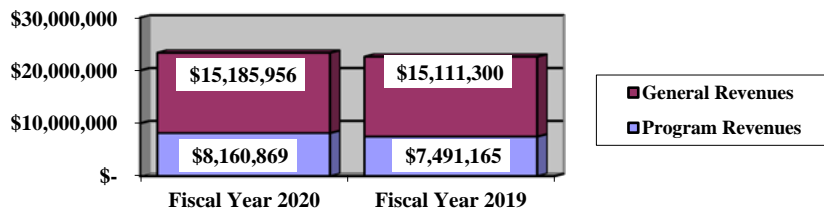
The statement of activities shows the cost of program services and the charges for services and grants offsetting those services. The table on the following page shows, for governmental activities, the total cost of services and the net cost of services for fiscal years 2020 and 2019. It identifies the cost of these services supported by tax revenue, unrestricted grants and entitlements, and other general revenues.

Governmental Activities

	Total Cost of Services 2020	Net Cost of Services 2020	Total Cost of Services 2019	Net Cost of Services 2019
Program expenses				
Instruction:				
Regular	\$ 1,355,702	\$ 1,355,702	\$ 1,329,337	\$ 1,329,337
Special	922,175	922,175	749,188	749,188
Vocational	5,721,971	2,826,060	5,428,851	2,565,184
Adult/continuing	3,333,463	(94,011)	3,056,726	(23,206)
Support services:				
Pupil	1,079,547	487,270	950,720	493,359
Instructional staff	904,694	902,894	862,886	861,086
Board of education	107,375	107,375	59,069	59,069
Administration	2,569,135	2,101,629	2,256,997	1,833,327
Fiscal	705,159	705,159	785,024	785,024
Business	2,695	2,695	3,134	3,134
Operations and maintenance	1,984,288	1,926,973	2,074,706	2,021,383
Pupil transportation	118,307	118,307	30,679	30,679
Central	377,542	377,542	347,025	347,025
Operation of non-instructional services:				
Food service operations	405,804	59,079	434,648	10,561
Other non-instructional services	131,875	(80,700)	176,685	31,710
Extracurricular activities	102,991	(38,087)	-	-
Interest and fiscal charges	710,938	692,730	676,170	633,820
Total expenses	<u>\$ 20,533,661</u>	<u>\$ 12,372,792</u>	<u>\$ 19,221,845</u>	<u>\$ 11,730,680</u>

The dependence upon taxes and other general revenues for governmental activities is apparent, as 60.26% of all governmental activities are supported through taxes and other general revenues. The Career Center's taxpayers and unrestricted grants and entitlements, as a whole, are the primary support for the Career Center's students. The graph below presents the Career Center's governmental activities revenue for fiscal years 2020 and 2019.

Governmental Activities - General and Program Revenues



**EHOVE CAREER CENTER
ERIE COUNTY, OHIO**

MANAGEMENT'S DISCUSSION AND ANALYSIS
FOR THE FISCAL YEAR ENDED JUNE 30, 2020

The Career Center's Funds

At June 30, 2020, the Career Center's governmental funds reported a combined fund balance of \$11,909,845, which is less than last year's total restated balance of \$21,462,202. The table below indicates the fund balance and the total change in fund balance as of June 30, 2020 and June 30, 2019. The fund balances at June 30, 2019 have been restated as described in Note 3.

	Fund Balance June 30, 2020	Restated Fund Balance June 30, 2019	Increase/ (Decrease)
General	\$ 7,360,554	\$ 6,951,263	\$ 409,291
Adult education	362,502	243,543	118,959
Permanent improvement	4,262,170	3,201,184	1,060,986
Building	(355,245)	11,003,107	(11,358,352)
Nonmajor governmental	<u>279,864</u>	<u>63,105</u>	<u>216,759</u>
Total	<u>\$ 11,909,845</u>	<u>\$ 21,462,202</u>	<u>\$ (9,552,357)</u>

An analysis of the general fund revenues and expenditures is provided below.

General Fund

The Career Center's general fund balance increased \$409,291 from \$6,951,263 to \$7,360,554. The tables that follow assist in illustrating the fiscal year 2020 revenues and expenditures of the general fund.

	2020 Amount	2019 Amount	Change
<u>Revenues</u>			
Property taxes	\$ 9,017,221	\$ 8,681,837	3.86 %
Tuition	621,907	595,291	4.47 %
Earnings on investments	404,111	525,980	(23.17) %
Extracurricular	-	16,210	(100.00) %
Classroom materials and fees	97,407	91,025	7.01 %
Other	153,955	181,762	(15.30) %
Intergovernmental	<u>6,180,026</u>	<u>6,288,765</u>	(1.73) %
Total	<u>\$ 16,474,627</u>	<u>\$ 16,380,870</u>	0.57 %

	2020 Amount	2019 Amount	Percentage Change
<u>Expenditures</u>			
Instruction	\$ 7,488,319	\$ 7,661,755	(2.26) %
Support services	6,608,382	6,329,230	4.41 %
Operation of non-instructional services	131,751	176,981	(25.56) %
Facilities acquisition and construction	256,026	377,857	(32.24) %
Debt service	<u>781,958</u>	<u>785,828</u>	(0.49) %
Total	<u>\$ 15,266,436</u>	<u>\$ 15,331,651</u>	(0.43) %

**EHOVE CAREER CENTER
ERIE COUNTY, OHIO**

**MANAGEMENT'S DISCUSSION AND ANALYSIS
FOR THE FISCAL YEAR ENDED JUNE 30, 2020**

Total revenues of the general fund increased \$93,757 or 0.57%. Tuition increased due to increased open enrollment. Earnings on investment decreased due to decreased interest rates. Intergovernmental revenue decreased due to decreases in state foundation funding. Other revenues decreased due to the Career Center receiving less refunds and rebates during the fiscal year. All other revenue classifications were comparable to the prior year or insignificant in amount.

Total expenditures of the general fund decreased 0.43%. Support services increased due mainly to increased administration expenditures. Operation of non-instructional services decreased \$45,230 primarily due to decreased shared services. Facilities acquisition and construction decreased as the Career Center had less repairs. All other expenditures remained comparable to the prior fiscal year or were an insignificant amount.

Adult Education Fund

The adult education fund had \$2,988,898 in revenues and \$2,864,087 in expenditures. During fiscal year 2020, the adult education fund's fund balance increased \$118,959 from a balance of \$243,543 to a balance of \$362,502.

Permanent Improvement Fund

The permanent improvement fund had \$2,507,476 in revenues and other financing sources and \$1,446,490 in expenditures. During fiscal year 2020, the permanent improvement fund's fund balance increased \$1,060,986 from a balance of \$3,201,184 to a balance of \$4,262,170.

Building Fund

The building fund had \$12,462,464 in revenues and other financing sources and \$23,820,816 in expenditures and other financing uses. During fiscal year 2020, the building fund's fund balance decreased \$11,358,352 from a balance of \$11,003,107 to a deficit balance of \$355,245 due to the Career Center continuing its building project.

General Fund Budgeting Highlights

The Career Center's budget is prepared according to Ohio law and is based on accounting for certain transactions on a basis of cash receipts, disbursements and encumbrances. The most significant budgeted fund is the general fund.

For the general fund, original budgeted revenues and other financing sources of \$15,888,000 were equal to final budgeted revenues and other financing sources. Actual revenues and other financing sources for fiscal year 2020 were \$16,325,250. This represents an increase of \$437,250 over the final budgeted amounts.

General fund original appropriations (appropriated expenditures plus other financing uses) of \$16,279,632 were increased \$1,000,000 to arrive at the final budgeted appropriations and other financing uses of \$17,279,632. The actual budget basis expenditures and other financing uses for fiscal year 2020 totaled \$16,493,304, which was \$786,328 less than the final budgeted amounts. The Career Center had actual expenditures under final appropriations primarily in the areas of vocational instruction and instructional staff support services.

Capital Assets and Debt Administration

Capital Assets

At the end of fiscal year 2020, the Career Center had \$24,907,681 invested in land, construction in progress, land improvements, buildings and improvements, furniture and equipment, and vehicles. This entire amount is reported in governmental activities.

**EHOVE CAREER CENTER
ERIE COUNTY, OHIO**

MANAGEMENT'S DISCUSSION AND ANALYSIS
FOR THE FISCAL YEAR ENDED JUNE 30, 2020

The following table shows June 30, 2020 balances compared to June 30, 2019.

**Capital Assets at June 30
(Net of Depreciation)**

	Governmental Activities	
	2020	2019
Land	\$ 411,420	\$ 411,420
CIP	11,198,991	2,310,650
Land improvements	313,097	220,455
Buildings and improvements	11,960,601	9,308,425
Furniture and equipment	721,086	681,197
Vehicles	302,486	231,668
Total	<u>\$ 24,907,681</u>	<u>\$ 13,163,815</u>

The overall increase in capital assets of \$11,743,866 is due to current year additions of \$11,992,818 exceeding depreciation expense of \$248,952.

See Note 8 to the basic financial statements for additional information on the Career Center's capital assets.

Debt Administration

At June 30, 2020, the Career Center had \$101,000 in school improvement notes outstanding, \$600,000 in energy conservation notes outstanding, and \$18,380,000 in certificates of participation outstanding. Of this total, \$1,162,000 is due within one year and \$17,919,000 is due in more than one year. The following table summarizes the debt outstanding.

Outstanding Debt, at Year End

	Governmental Activities 2020	Governmental Activities 2019
School improvement notes	\$ 101,000	\$ 266,000
Energy conservation notes	600,000	720,000
Certificates of participation	18,380,000	19,180,000
Total	<u>\$ 19,081,000</u>	<u>\$ 20,166,000</u>

See Note 9 to the basic financial statements for additional information on the Career Center's debt administration.

Current Financial Related Activities

The Career Center is reporting an overall increase in net position of \$2,813,164 using the full accrual basis of accounting. As the financial statements report, the Career Center relies heavily upon grants, entitlements, and local property taxes (over 67% of total revenues).

**EHOVE CAREER CENTER
ERIE COUNTY, OHIO**

**MANAGEMENT'S DISCUSSION AND ANALYSIS
FOR THE FISCAL YEAR ENDED JUNE 30, 2020**

The Career Center replaced a ½ mill levy in calendar year 2013 and made it permanent. All tax levies are now permanent, which will provide some needed stability in tax revenues moving forward. The Career Center is fortunate to enjoy this support from the local taxpayers. The Career Center passed a 1/2 mill permanent improvement levy on November 7, 2017. This levy will cost a taxpayer \$16 per year on a \$100,000 property. The levy is needed to provide the facilities and equipment necessary for state-of-the-art advanced skill training and to maintain and improve current facilities. The Career Center has recently completed a COPS issuance for 15 years to borrow \$13,000,000 for facility improvements.

To expand further on the training, it offers for students in the robotics, engineering, STEM and manufacturing career tech programs, the Career Center has partnered with Robotics and Advanced Manufacturing Technology Education Collaborative (RAMTEC). This statewide initiative has provided a \$500,000 Straight A grant to assist the Career Center with enhancing student training through the latest advanced manufacturing equipment. Local dollars will be used to add an additional 2750 sq. ft. of training space in several career tech training labs. Involved Career Center instructors will also receive high-tech training to become certified to teach the new curriculum. In addition to enhancing high school and adult education programs, customized training will be available through RAMTEC for area manufacturers to strengthen our area's workforce by training new employees and enhancing current employees' skillsets.

The Career Center has been selected to receive a 3D printing package through the General Electric (GE) Additive Education Program. The grant package includes two 3D printers, Polar Cloud Premium Membership, filament rolls, STEAMtrax license and Polar Farm access. Through Polar Cloud and STEAMtrax, EHOVE instructors and students will have access to curricula and special programming for the life of the program, be eligible to compete in GE Program Challenges, and utilize GE's bank of printers to manage overflow situations. The GE Additive Education Program provides these grant opportunities because, according to www.geadditive.com, "GE believes giving students access to additive technologies will help accelerate the adoption of advanced manufacturing worldwide. That's why GE is investing \$10 million over the next five years in educational programs aimed at developing future additive talent. It's all part of GE's passion for improving student outcome and introducing future generations to new technologies."

In conclusion, the Career Center has committed itself to excellence for many years and will continue to be both innovative, and a leader, in the education and training of students in the three-county area. These financial statements represent the continued effort to keep the residents informed of the excellent use of their tax dollars for career technical training needed by Career Center students and expected by the Career Center's business partners.

Contacting the Career Center's Financial Management

This financial report is designed to provide our citizens, taxpayers, and investors and creditors with a general overview of the Career Center's finances and to show the Career Center's accountability for the money it receives. If you have questions about this report or need additional financial information contact Mr. Timothy R. Coffman, Treasurer, EHOVE Career Center, 316 W. Mason Road, Milan, Ohio 44846.

THIS PAGE IS INTENTIONALLY LEFT BLANK

**EHOVE CAREER CENTER
ERIE COUNTY, OHIO**

STATEMENT OF NET POSITION
JUNE 30, 2020

	Governmental Activities
Assets:	
Equity in pooled cash and investments	\$ 12,605,320
Receivables:	
Property taxes	11,287,734
Accounts	685,526
Accrued interest	18,278
Intergovernmental	107,072
Prepayments	19,373
Materials and supplies inventory	6,812
Inventory held for resale	3,730
Net OPEB asset (Note 13)	1,031,365
Capital assets:	
Nondepreciable capital assets	11,610,411
Depreciable capital assets, net	13,297,270
Capital assets, net	24,907,681
Total assets	50,672,891
Deferred outflows of resources:	
Unamortized deferred charges on debt refunding	20,490
Pension (Note 12)	3,866,511
OPEB (Note 13)	996,290
Total deferred outflows of resources	4,883,291
Liabilities:	
Accounts payable	38,533
Contracts payable	761,632
Retainage payable	517,351
Accrued wages and benefits payable	988,852
Intergovernmental payable	22,287
Pension and postemployment benefits payable	222,838
Accrued interest payable	101,806
Unearned revenue	14,317
Long-term liabilities:	
Due within one year	1,232,401
Due in more than one year:	
Net pension liability (Note 12)	18,894,079
Net OPEB liability (Note 13)	2,061,200
Other amounts due in more than one year	18,955,646
Total liabilities	43,810,942
Deferred inflows of resources:	
Property taxes levied for the next fiscal year	9,282,655
Pension (Note 12)	3,035,555
OPEB (Note 13)	2,850,328
Total deferred inflows of resources	15,168,538
Net position:	
Net investment in capital assets	5,139,929
Restricted for:	
Capital projects	5,575,101
State funded programs	125,103
Federally funded programs	120,190
Adult education programs	669,713
Student activities	119,484
Unrestricted (deficit)	(15,172,818)
Total net position (deficit)	\$ (3,423,298)

SEE ACCOMPANYING NOTES TO THE BASIC FINANCIAL STATEMENTS

**EHOVE CAREER CENTER
ERIE COUNTY, OHIO**

STATEMENT OF ACTIVITIES
FOR THE FISCAL YEAR ENDED JUNE 30, 2020

	Expenses	Program Revenues		Net (Expense)
		Charges for Services and Sales	Operating Grants and Contributions	Revenue and Changes in Net Position Governmental Activities
Governmental activities:				
Instruction:				
Regular	\$ 1,355,702	\$ -	\$ -	\$ (1,355,702)
Special	922,175	-	-	(922,175)
Vocational	5,721,971	621,907	2,274,004	(2,826,060)
Adult/continuing.	3,333,463	1,998,247	1,429,227	94,011
Support services:				
Pupil.	1,079,547	56,236	536,041	(487,270)
Instructional staff	904,694	-	1,800	(902,894)
Board of education	107,375	-	-	(107,375)
Administration.	2,569,135	331,790	135,716	(2,101,629)
Fiscal.	705,159	-	-	(705,159)
Business.	2,695	-	-	(2,695)
Operations and maintenance	1,984,288	45,379	11,936	(1,926,973)
Pupil transportation.	118,307	-	-	(118,307)
Central	377,542	-	-	(377,542)
Operation of non-instructional services:				
Food service operations	405,804	179,945	166,780	(59,079)
Other non-instructional services	131,875	212,575	-	80,700
Extracurricular activities.	102,991	82,663	58,415	38,087
Interest and fiscal charges	710,938	-	18,208	(692,730)
Total governmental activities	\$ 20,533,661	\$ 3,528,742	\$ 4,632,127	(12,372,792)

General revenues:

Property taxes levied for:	
General purposes	9,011,159
Capital outlay.	1,702,932
Grants and entitlements not restricted	
to specific programs	3,960,131
Investment earnings	411,484
Miscellaneous	100,250
Total general revenues	15,185,956
Change in net position	2,813,164
Net position (deficit) at beginning of year (restated)	(6,236,462)
Net position (deficit) at end of year.	\$ (3,423,298)

SEE ACCOMPANYING NOTES TO THE BASIC FINANCIAL STATEMENTS

THIS PAGE IS INTENTIONALLY LEFT BLANK

**EHOVE CAREER CENTER
ERIE COUNTY, OHIO**

BALANCE SHEET
GOVERNMENTAL FUNDS
JUNE 30, 2020

	General	Adult Education	Permanent Improvement	Building
Assets:				
Equity in pooled cash and investments	\$ 7,005,346	\$ 409,570	\$ 3,960,820	\$ 923,738
Receivables:				
Property taxes	9,453,786	-	1,833,948	-
Accounts	118,553	555,573	-	-
Accrued interest	18,278	-	-	-
Interfund loans	27,505	-	-	-
Intergovernmental	9,060	-	-	-
Prepayments	16,096	2,968	-	-
Materials and supplies inventory	6,200	-	-	-
Inventory held for resale	-	-	-	-
Total assets	<u>\$ 16,654,824</u>	<u>\$ 968,111</u>	<u>\$ 5,794,768</u>	<u>\$ 923,738</u>
Liabilities:				
Accounts payable	\$ 31,617	\$ 1,048	\$ -	\$ -
Contracts payable	-	-	-	761,632
Retainage payable	-	-	-	517,351
Accrued wages and benefits payable	925,153	26,658	-	-
Compensated absences payable	12,510	10,812	-	-
Intergovernmental payable	21,409	387	-	-
Pension and postemployment benefits payable	204,035	5,146	-	-
Interfund loans payable	-	-	-	-
Unearned revenue	-	14,317	-	-
Total liabilities	<u>1,194,724</u>	<u>58,368</u>	<u>-</u>	<u>1,278,983</u>
Deferred inflows of resources:				
Property taxes levied for the next fiscal year	7,784,005	-	1,498,650	-
Delinquent property tax revenue not available	203,786	-	33,948	-
Intergovernmental revenue not available	4,818	-	-	-
Accrued interest not available	4,465	-	-	-
Miscellaneous revenue not available	300	1,758	-	-
Classroom materials and fees revenue not available	102,172	-	-	-
Tuition revenue not available	-	545,483	-	-
Total deferred inflows of resources	<u>8,099,546</u>	<u>547,241</u>	<u>1,532,598</u>	<u>-</u>
Fund balances:				
Nonspendable:				
Materials and supplies inventory	6,200	-	-	-
Prepays	16,096	2,968	-	-
Unclaimed monies	1,844	-	-	-
Restricted:				
Capital improvements	-	-	4,262,170	-
Adult education	-	359,534	-	-
Other purposes	-	-	-	-
Student activities	-	-	-	-
Student wellness and success	-	-	-	-
Committed:				
Termination benefits	311,853	-	-	-
Assigned:				
Student instruction	42,592	-	-	-
Student and staff support	230,075	-	-	-
Facilities acquisition and construction	61,918	-	-	-
Subsequent year's appropriations	776,500	-	-	-
School supplies	17,325	-	-	-
Other purposes	154,480	-	-	-
Unassigned (deficit)	<u>5,741,671</u>	<u>-</u>	<u>-</u>	<u>(355,245)</u>
Total fund balances	<u>7,360,554</u>	<u>362,502</u>	<u>4,262,170</u>	<u>(355,245)</u>
Total liabilities, deferred inflows and fund balances	<u>\$ 16,654,824</u>	<u>\$ 968,111</u>	<u>\$ 5,794,768</u>	<u>\$ 923,738</u>

(Continued)

Nonmajor Governmental Funds	Total Governmental Funds
\$ 305,846	\$ 12,605,320
-	11,287,734
11,400	685,526
-	18,278
-	27,505
98,012	107,072
309	19,373
612	6,812
3,730	3,730
<u>\$ 419,909</u>	<u>\$ 24,761,350</u>
\$ 5,868	\$ 38,533
-	761,632
-	517,351
37,041	988,852
-	23,322
491	22,287
13,657	222,838
27,505	27,505
-	14,317
<u>84,562</u>	<u>2,616,637</u>
-	9,282,655
-	237,734
55,483	60,301
-	4,465
-	2,058
-	102,172
-	545,483
<u>55,483</u>	<u>10,234,868</u>
612	6,812
309	19,373
-	1,844
-	4,262,170
1,300	360,834
72,162	72,162
119,484	119,484
125,103	125,103
-	311,853
-	42,592
-	230,075
-	61,918
-	776,500
-	17,325
-	154,480
<u>(39,106)</u>	<u>5,347,320</u>
<u>279,864</u>	<u>11,909,845</u>
<u>\$ 419,909</u>	<u>\$ 24,761,350</u>

**EHOVE CAREER CENTER
ERIE COUNTY, OHIO**

RECONCILIATION OF TOTAL GOVERNMENTAL FUND BALANCES TO
NET POSITION OF GOVERNMENTAL ACTIVITIES
JUNE 30, 2020

Total governmental fund balances		\$	11,909,845
<i>Amounts reported for governmental activities on the statement of net position are different because:</i>			
Capital assets used in governmental activities are not financial resources and therefore are not reported in the funds.			24,907,681
Other long-term assets are not available to pay for current-period expenditures and therefore are deferred inflows in the funds.			
Property taxes receivable	\$	237,734	
Accounts receivable		649,713	
Accrued interest receivable		4,465	
Intergovernmental receivable		60,301	
Total		952,213	952,213
The net pension liability is not due and payable in the current period; therefore, liability and related deferred inflows/outflows are not reported in governmental funds.			
Deferred outflows - Pension		3,866,511	
Deferred Inflows - Pension		(3,035,555)	
Net pension liability		(18,894,079)	
Total		(18,063,123)	(18,063,123)
The net OPEB liability/asset is not due and payable in the current period; therefore, liability/asset and related deferred inflows/outflows are not reported in governmental funds.			
Net OPEB asset		1,031,365	
Deferred outflows - OPEB		996,290	
Deferred Inflows - OPEB		(2,850,328)	
Net OPEB liability		(2,061,200)	
Total		(2,883,873)	(2,883,873)
Unamortized premiums on bonds issued are not recognized in the funds.			(28,259)
Unamortized amounts on refundings are not recognized in the funds.			20,490
Accrued interest payable is not due and payable in the current period and therefore is not reported in the funds.			(101,806)
Long-term liabilities are not due and payable in the current period and therefore are not reported in the funds.			
Compensated absences		(1,055,466)	
Certificates of participation		(18,380,000)	
Notes payable		(701,000)	
Total		(20,136,466)	(20,136,466)
Net position (deficit) of governmental activities		\$	(3,423,298)

SEE ACCOMPANYING NOTES TO THE BASIC FINANCIAL STATEMENTS

THIS PAGE IS INTENTIONALLY LEFT BLANK

**EHOVE CAREER CENTER
ERIE COUNTY, OHIO**

STATEMENT OF REVENUES, EXPENDITURES AND CHANGES IN FUND BALANCES
GOVERNMENTAL FUNDS
FOR THE FISCAL YEAR ENDED JUNE 30, 2020

	<u>General</u>	<u>Adult Education</u>	<u>Permanent Improvement</u>	<u>Building</u>
Revenues:				
From local sources:				
Property taxes	\$ 9,017,221	\$ -	\$ 1,705,037	\$ -
Tuition	621,907	2,303,676	-	-
Earnings on investments	404,111	-	-	17,464
Charges for services	-	-	-	-
Extracurricular	-	-	-	-
Classroom materials and fees	97,407	-	-	-
Rental income	1,938	-	-	-
Contributions and donations	24,611	-	-	-
Contract services	27,156	40,995	-	-
Other local revenues	100,250	1,503	-	-
Intergovernmental - intermediate	872	-	-	-
Intergovernmental - state	6,160,946	642,724	52,439	-
Intergovernmental - federal	18,208	-	-	-
Total revenues	<u>16,474,627</u>	<u>2,988,898</u>	<u>1,757,476</u>	<u>17,464</u>
Expenditures:				
Current:				
Instruction:				
Regular	1,303,382	-	-	-
Special	883,198	-	-	-
Vocational	5,301,739	-	-	-
Adult/continuing	-	2,337,037	-	-
Support services:				
Pupil	583,671	68,694	-	-
Instructional staff	868,108	-	-	-
Board of education	106,247	-	-	-
Administration	2,032,034	405,291	-	-
Fiscal	672,755	-	31,911	-
Business	1,590	-	-	-
Operations and maintenance	1,864,271	53,065	-	-
Pupil transportation	113,021	-	-	-
Central	366,685	-	-	-
Operation of non-instructional services:				
Food service operations	-	-	-	-
Other non-instructional services	131,751	-	-	-
Extracurricular activities	-	-	-	-
Facilities acquisition and construction	256,026	-	368,478	11,358,352
Debt service:				
Principal retirement	530,000	-	675,000	-
Interest and fiscal charges	251,958	-	371,101	17,464
Bond issuance costs	-	-	-	98,486
Total expenditures	<u>15,266,436</u>	<u>2,864,087</u>	<u>1,446,490</u>	<u>11,474,302</u>
Excess of revenues over (under) expenditures	<u>1,208,191</u>	<u>124,811</u>	<u>310,986</u>	<u>(11,456,838)</u>
Other financing sources (uses):				
Issuance of certificates of participation	-	-	-	12,445,000
Transfers in	-	-	750,000	-
Transfers (out)	(800,000)	-	-	-
Payment to refunding bond escrow agent	-	-	-	(12,346,514)
Total other financing sources (uses)	<u>(800,000)</u>	<u>-</u>	<u>750,000</u>	<u>98,486</u>
Net change in fund balances	408,191	124,811	1,060,986	(11,358,352)
Fund balances at				
beginning of year (restated)	6,951,263	243,543	3,201,184	11,003,107
Increase (decrease) in reserve for inventory	1,100	(5,852)	-	-
Fund balances (deficit) at end of year	<u>\$ 7,360,554</u>	<u>\$ 362,502</u>	<u>\$ 4,262,170</u>	<u>\$ (355,245)</u>

(Continued)

SEE ACCOMPANYING NOTES TO THE BASIC FINANCIAL STATEMENTS

Nonmajor Governmental Funds	Total Governmental Funds
\$ -	\$ 10,722,258
-	2,925,583
-	421,575
179,945	179,945
76,110	76,110
-	97,407
-	1,938
58,415	83,026
15,835	83,986
-	101,753
-	872
240,106	7,096,215
1,371,949	1,390,157
<u>1,942,360</u>	<u>23,180,825</u>
-	1,303,382
-	883,198
4,000	5,305,739
838,838	3,175,875
387,695	1,040,060
1,800	869,908
-	106,247
44,518	2,481,843
-	704,666
-	1,590
-	1,917,336
-	113,021
-	366,685
397,470	397,470
-	131,751
102,991	102,991
-	11,982,856
-	1,205,000
-	640,523
-	98,486
<u>1,777,312</u>	<u>32,828,627</u>
<u>165,048</u>	<u>(9,647,802)</u>
-	12,445,000
50,000	800,000
-	(800,000)
-	(12,346,514)
<u>50,000</u>	<u>98,486</u>
215,048	(9,549,316)
63,105	21,462,202
1,711	(3,041)
<u>\$ 279,864</u>	<u>\$ 11,909,845</u>

**EHOVE CAREER CENTER
ERIE COUNTY, OHIO**

RECONCILIATION OF THE STATEMENT OF REVENUES, EXPENDITURES
AND CHANGES IN FUND BALANCES OF GOVERNMENTAL FUNDS
TO THE STATEMENT OF ACTIVITIES
FOR THE FISCAL YEAR ENDED JUNE 30, 2020

Net change in fund balances - total governmental funds	\$	(9,549,316)
<i>Amounts reported for governmental activities in the statement of activities are different because:</i>		
Governmental funds report capital outlays as expenditures. However, in the statement of activities, the costs of those assets are allocated over their estimated useful lives as depreciation expense:		
Capital asset additions	\$ 11,992,818	
Current year depreciation	(248,952)	
Total		11,743,866
Governmental funds report expenditures for inventory when purchased. However, in the statement of activities, they are reported as an expense when consumed.		
		(3,041)
Revenues in the statement of activities that do not provide current financial resources are not reported as revenues in the funds.		
Property taxes	(8,167)	
Tuition	78,326	
Earnings on investments	(10,091)	
Classroom materials and fees	88,012	
Other local revenues	(2,565)	
Intergovernmental	20,485	
Total		166,000
Repayment of long-term obligation principal is an expenditure in the governmental funds, but the repayment reduces long-term liabilities on the statement of net position. Principal payments during the year were:		
Certificates of participation	920,000	
Notes	285,000	
Total		1,205,000
Issuance of refunding certificates of participation are recorded as other financing sources in the funds; however, in the statement of activities, they are not reported as revenue as they increase liabilities on the statement of net position		
		(12,445,000)
Contractually required pension contributions are reported as expenditures in governmental funds; however, the statement of activities reports these amounts as deferred outflows.		
		1,465,589
Except for amounts reported as deferred inflows/outflows, changes in the net pension liability are reported as pension expense in the statement of activities.		
		(2,357,436)
Contractually required OPEB contributions are reported as expenditures in governmental funds; however, the statement of activities reports these amounts as deferred outflows.		
		13,121
Except for amounts reported as deferred inflows/outflows, changes in the net OPEB liability/asset are reported as OPEB expense in the statement of activities.		
		314,089
Payment to refunded bond escrow agent for the retirement of bonds is an other financing use in the governmental funds but the payment reduces long-term liabilities on the statement of net position. Deferred charges related to bond refundings are amortized over the life of the issuance in the statement of activities. The following refunding transactions occurred during the year:		
Bonds refunded	12,325,000	
Deferred charges on refundings	21,514	
Total		12,346,514
In the statement of activities, interest is accrued on outstanding debt, whereas in governmental funds, an interest expenditure is reported when due. The following items resulted in less interest being reported in the statement of activities:		
Decrease in accrued interest payable	27,461	
Amortization of deferred charges on refunding	(1,024)	
Amortization of certificates of participation premiums	1,634	
Total		28,071
Some expenses reported in the statement of activities, such as compensated absences, do not require the use of current financial resources and therefore are not reported as expenditures in governmental funds.		
		(114,293)
Change in net position of governmental activities	\$	2,813,164

SEE ACCOMPANYING NOTES TO THE BASIC FINANCIAL STATEMENTS

**EHOVE CAREER CENTER
ERIE COUNTY, OHIO**

STATEMENT OF REVENUES, EXPENDITURES AND CHANGES IN
FUND BALANCE - BUDGET AND ACTUAL (NON-GAAP BUDGETARY BASIS)
GENERAL FUND
FOR THE FISCAL YEAR ENDED JUNE 30, 2020

	<u>Budgeted Amounts</u>		<u>Actual</u>	<u>Variance with Final Budget Positive (Negative)</u>
	<u>Original</u>	<u>Final</u>		
Revenues:				
From local sources:				
Property taxes	\$ 8,600,000	\$ 8,600,000	\$ 9,059,598	\$ 459,598
Tuition	605,000	605,000	621,907	16,907
Earnings on investments	350,000	350,000	371,581	21,581
Rental income	3,000	3,000	1,938	(1,062)
Other local revenues	75,000	75,000	55,968	(19,032)
Intergovernmental - state	6,195,000	6,195,000	6,162,560	(32,440)
Total revenues	<u>15,828,000</u>	<u>15,828,000</u>	<u>16,273,552</u>	<u>445,552</u>
Expenditures:				
Current:				
Instruction:				
Regular	1,483,811	1,383,858	1,294,855	89,003
Special	920,905	899,027	886,332	12,695
Vocational	5,802,624	5,655,968	5,338,646	317,322
Support services:				
Pupil	587,156	560,363	605,699	(45,336)
Instructional staff	920,651	882,332	849,046	33,286
Board of education	65,493	106,146	121,446	(15,300)
Administration	2,228,346	2,197,326	2,086,679	110,647
Fiscal	730,198	683,784	682,308	1,476
Business	2,175	2,060	2,080	(20)
Operations and maintenance	2,223,316	2,164,749	2,010,325	154,424
Pupil transportation	44,086	135,493	113,653	21,840
Central	390,055	431,484	418,477	13,007
Facilities acquisition and construction	327,816	349,042	329,800	19,242
Debt service:				
Principal	525,000	525,000	530,000	(5,000)
Interest and fiscal charges	28,000	278,000	251,958	26,042
Total expenditures	<u>16,279,632</u>	<u>16,254,632</u>	<u>15,521,304</u>	<u>733,328</u>
Excess of revenues (under) expenditures	<u>(451,632)</u>	<u>(426,632)</u>	<u>752,248</u>	<u>1,178,880</u>
Other financing sources (uses):				
Refund of prior year's expenditures	30,000	30,000	17,752	(12,248)
Transfers (out)	-	(1,025,000)	(972,000)	53,000
Sale of capital assets	30,000	30,000	33,946	3,946
Total other financing sources (uses)	<u>60,000</u>	<u>(965,000)</u>	<u>(920,302)</u>	<u>44,698</u>
Net change in fund balance	(391,632)	(1,391,632)	(168,054)	1,223,578
Fund balance at beginning of year	5,928,687	5,928,687	5,928,687	-
Prior year encumbrances appropriated	308,352	308,352	308,352	-
Fund balance at end of year	<u>\$ 5,845,407</u>	<u>\$ 4,845,407</u>	<u>\$ 6,068,985</u>	<u>\$ 1,223,578</u>

SEE ACCOMPANYING NOTES TO THE BASIC FINANCIAL STATEMENTS

**EHOVE CAREER CENTER
ERIE COUNTY, OHIO**

STATEMENT OF REVENUES, EXPENDITURES AND CHANGES IN
FUND BALANCE - BUDGET AND ACTUAL (NON-GAAP BUDGETARY BASIS)
ADULT EDUCATION FUND
FOR THE FISCAL YEAR ENDED JUNE 30, 2020

	<u>Budgeted Amounts</u>		<u>Actual</u>	Variance with Final Budget Positive (Negative)
	<u>Original</u>	<u>Final</u>		
Revenues:				
From local sources:				
Tuition	\$ 2,442,500	\$ 2,442,500	\$ 2,291,862	\$ (150,638)
Contract services	55,000	55,000	40,914	(14,086)
Other local revenues	20,000	20,000	1,503	(18,497)
Intergovernmental - state	550,000	550,000	642,724	92,724
Total revenue	<u>3,067,500</u>	<u>3,067,500</u>	<u>2,977,003</u>	<u>(90,497)</u>
Expenditures:				
Current:				
Instruction:				
Adult/continuing	2,704,430	2,704,430	2,357,284	347,146
Support Services:				
Pupil	84,893	84,893	73,309	11,584
Administration	436,998	436,998	406,119	30,879
Operations and maintenance	53,060	53,060	53,083	(23)
Total expenditures	<u>3,279,381</u>	<u>3,279,381</u>	<u>2,889,795</u>	<u>389,586</u>
Net change in fund balance	(211,881)	(211,881)	87,208	299,089
Fund balance at beginning of year	274,820	274,820	274,820	-
Prior year encumbrances appropriated	25,393	25,393	25,393	-
Fund balance at end of year	<u>\$ 88,332</u>	<u>\$ 88,332</u>	<u>\$ 387,421</u>	<u>\$ 299,089</u>

SEE ACCOMPANYING NOTES TO THE BASIC FINANCIAL STATEMENTS

**EHOVE CAREER CENTER
ERIE COUNTY, OHIO**

STATEMENT OF FIDUCIARY NET POSITION
FIDUCIARY FUND
JUNE 30, 2020

	<u>Custodial</u>
Assets:	
Equity in pooled cash and cash investments	\$ 2,078
Liabilities:	
Due to other governments	\$ 2,078

SEE ACCOMPANYING NOTES TO THE BASIC FINANCIAL STATEMENTS

**EHOVE CAREER CENTER
ERIE COUNTY, OHIO**

STATEMENT OF CHANGES IN FIDUCIARY NET POSITION
FIDUCIARY FUND
FOR THE FISCAL YEAR ENDED JUNE 30, 2020

	Custodial
Additions:	
Sales tax collections for other governments	\$ 709
Deductions:	
Sales tax distributions to other governments	709
Change in net position	-
Net position at beginning of year (restated)	-
Net position at end of year	\$ -

SEE ACCOMPANYING NOTES TO THE BASIC FINANCIAL STATEMENTS

**EHOVE CAREER CENTER
ERIE COUNTY, OHIO**

NOTES TO THE BASIC FINANCIAL STATEMENTS
FOR THE FISCAL YEAR ENDED JUNE 30, 2020

NOTE 1 - DESCRIPTION OF THE CAREER CENTER

The EHOVE Career Center (“Career Center”) is a body politic and corporate established for the purpose of exercising the rights and privileges conveyed to it by the constitution and laws of the State of Ohio. The Career Center is a joint vocational school district as defined by 3311.16 of the Ohio Revised Code. The Career Center operates under an appointed Board of Education (nine members) and is responsible for the provision of public education to residents of the Career Center.

Average daily membership (ADM) as of September 1, 2019, was 895. The Career Center employed 11 administrative and supervisory personnel, 59 certified employees, and 65 non-certified employees.

NOTE 2 - SUMMARY OF SIGNIFICANT ACCOUNTING POLICIES

The basic financial statements (BFS) of the Career Center have been prepared in conformity with accounting principles generally accepted in the United States of America (GAAP) as applied to governmental units. The Governmental Accounting Standards Board (GASB) is the accepted standard-setting body for establishing governmental accounting and financial reporting principles. The Career Center’s significant accounting policies are described below.

A. Reporting Entity

The reporting entity has been defined in accordance with GASB Statement No. 14, “The Financial Reporting Entity” as amended by GASB Statement No. 39, “Determining Whether Certain Organizations Are Component Units” and GASB Statement No. 61, “The Financial Reporting Entity: Omnibus an Amendment of GASB Statements No. 14 and No. 34”. The reporting entity is composed of the primary government and component units. The primary government consists of all funds, departments, boards and agencies that are not legally separate from the Career Center. For the Career Center, this includes general operations, food service and student related activities of the Career Center.

Component units are legally separate organizations for which the Career Center is financially accountable. The Career Center is financially accountable for an organization if the Career Center appoints a voting majority of the organization’s Governing Board and (1) the Career Center is able to significantly influence the programs or services performed or provided by the organization; or (2) the Career Center is legally entitled to or can otherwise access the organization’s resources; or (3) the Career Center is legally obligated or has otherwise assumed the responsibility to finance the deficits of, or provide financial support to, the organization; or (4) the Career Center is obligated for the debt of the organization. Component units may also include organizations that are fiscally dependent on the Career Center in that the Career Center approves the budget, the issuance of debt or the levying of taxes. Certain organizations are also included as component units if the nature and significance of the relationship between the primary government and the organization is such that exclusion by the primary government would render the primary government’s financial statements incomplete or misleading. Based upon the application of these criteria, the Career Center has no component units. The basic financial statements of the reporting entity include only those of the Career Center (the primary government).

**EHOVE CAREER CENTER
ERIE COUNTY, OHIO**

NOTES TO THE BASIC FINANCIAL STATEMENTS
FOR THE FISCAL YEAR ENDED JUNE 30, 2020

NOTE 2 - SUMMARY OF SIGNIFICANT ACCOUNTING POLICIES - (Continued)

The following organizations are described due to their relationship to the Career Center:

JOINTLY GOVERNED ORGANIZATIONS

The Northern Ohio Educational Computer Association

The Northern Ohio Educational Computer Association (NOECA) is a jointly governed organization among area schools. The jointly governed organization was formed for the purpose of applying modern technology with the aid of computers and other electronic equipment to the administrative and instructional functions among members. Each of the governments of these schools supports NOECA based upon a per pupil charge dependent upon the software package utilized. In the event of a dissolution of the organization, all current members will share in net obligations or asset liquidations in a ratio proportionate to their last twelve months financial contributions. The NOECA Assembly consists of the Superintendent from each participating school and a representative from the fiscal agent. NOECA is governed by a Board of Directors chosen from the general membership of the NOECA Assembly. The Board of Directors consists of a representative from the fiscal agent, the Chairman of each of the operating committees, and two NOECA Assembly members from each county in which participating schools are located. The degree of control exercised by any participating school is limited to its representation on the Board of Directors. The Career Center paid \$26,308 to NOECA for services during fiscal year 2020. Financial information can be obtained by contacting Matthew Bauer, who serves as Controller, at 4918 Milan Road, Sandusky, Ohio 44870.

Bay Area Council of Governments

The Bay Area Council of Governments (the "Council") consists of numerous school districts representing seven counties (Crawford, Erie, Huron, Ottawa, Sandusky, Seneca, and Wood). This jointly governed organization was formed for the purpose of purchasing goods and services at a lower cost. The items currently being purchased through the Council are natural gas and insurance. The only cost to the Career Center is an administrative charge if it purchases something through the Council. The Council consists of the Superintendent of each school. The Board of Directors consists of one elected representative from each county, the Superintendent of the fiscal agent, and two non-voting members (Administrator and Fiscal Officer).

Members of the Board of Directors serve two-year terms, which are staggered. The Career Center paid \$33,328 to the Council for services provided during fiscal year 2020. Financial information can be obtained by contacting Matthew Bauer, who serves as Fiscal Officer, at 4918 Milan Road, Sandusky, Ohio 44870.

PUBLIC ENTITY RISK POOLS

Health Benefits

The Huron-Erie School Employees Insurance Association (the "Association") is a shared risk pool, with participants from Erie and Huron Counties. The Association is governed by an Assembly, which consists of one representative from each participant (usually the Superintendent or designee). The Assembly elects officers for two-year terms to serve as the Board of Directors. The Assembly exercises control over the operation of the Association. All of the Association revenues are generated from charges for services. Financial information can be obtained by writing to the Fiscal Officer, at 4918 Milan Road, Sandusky, Ohio 44870.

**EHOVE CAREER CENTER
ERIE COUNTY, OHIO**

NOTES TO THE BASIC FINANCIAL STATEMENTS
FOR THE FISCAL YEAR ENDED JUNE 30, 2020

NOTE 2 - SUMMARY OF SIGNIFICANT ACCOUNTING POLICIES - (Continued)

Workers' Compensation

The Career Center participates in a retrospective group rating plan (the "Plan") for workers' compensation as established under Section 4123.29 of the Ohio Revised Code.

Each year, the participating school districts pay an enrollment fee to the Plan to cover the costs of administering the program.

B. Fund Accounting

The Career Center uses funds to report its financial position and the results of its operations. A fund is a separate accounting entity with a self-balancing set of accounts. Fund accounting is designed to demonstrate legal compliance and to aid financial management by segregating transactions related to certain Career Center activities or functions. Funds are classified into three categories: governmental, proprietary and fiduciary. Each category is divided into separate fund types. The Career Center has no proprietary funds.

GOVERNMENTAL FUNDS

Governmental funds are those through which most governmental functions typically are financed. Governmental fund reporting focuses on the sources, uses and balances of current financial resources. Expendable assets are assigned to the various governmental funds according to the purposes for which they may or must be used. Current liabilities are assigned to the fund from which they will be paid. The difference between governmental fund assets plus deferred outflows of resources and liabilities plus deferred inflows of resources is reported as fund balance. The following are the Career Center's major governmental funds:

General fund - The general fund is used to account for and report all financial resources not accounted for and reported in another fund. The general fund balance is available for any purpose provided it is expended or transferred according to the general laws of Ohio.

Adult education fund - The adult education special revenue fund is used to account for transactions made in connection with adult education classes. Revenues include, but are not limited to, tuition from patrons and students and reimbursements from the State Department of Education. Expenditures include supplies, salaries and textbooks.

Permanent improvement fund - The permanent improvement capital projects fund accounts for levy collections used for the acquisition, construction, or improvement of capital facilities.

Building fund - The building capital projects fund accounts for revenues and expenditures associated with the Career Center's building project.

Nonmajor governmental funds of the Career Center are used to account for financial resources that are restricted or committed to an expenditure for specified purposes.

PROPRIETARY FUNDS

Proprietary funds are used to account for activities that are similar to those often found in the private sector, where the determination of operating income, changes in net position, overall financial position and cash flows is necessary or useful to sound financial administration. The Career Center has no proprietary funds.

**EHOVE CAREER CENTER
ERIE COUNTY, OHIO**

NOTES TO THE BASIC FINANCIAL STATEMENTS
FOR THE FISCAL YEAR ENDED JUNE 30, 2020

NOTE 2 - SUMMARY OF SIGNIFICANT ACCOUNTING POLICIES - (Continued)

FIDUCIARY FUNDS

Fiduciary fund reporting focuses on net position and changes in net position. The fiduciary fund category is split into four classifications: pension trust funds, investment trust funds, private purpose trust funds and custodial funds. Trust funds are distinguished from custodial funds by the existence of a trust agreement or equivalent arrangements that have certain characteristics. Custodial funds are used to report fiduciary activities that are not required to be reported in a trust fund. The Career Center's only fiduciary funds are custodial funds. The Career Center's custodial fund accounts for Career Center collections of sales tax due to other governments.

C. Basis of Presentation and Measurement Focus

Government-Wide Financial Statements - The statement of net position and the statement of activities display information about the Career Center as a whole. These statements include the financial activities of the primary government, except for fiduciary funds.

The government-wide statement of activities presents a comparison between direct expenses and program revenues for each function or program of the governmental activities of the Career Center. Direct expenses are those that are specifically associated with a service, program or department and therefore clearly identifiable to a particular function. Program revenues include amounts paid by the recipient of goods or services offered by the program and grants and contributions that are restricted to meeting the operational requirements of a particular program. Revenues not classified as program revenues are presented as general revenues of the Career Center.

The government-wide financial statements are prepared using the economic resources measurement focus. All assets, deferred outflows of resources, liabilities, and deferred inflows of resources associated with the operation of the Career Center are included on the statement of net position.

Fund Financial Statements - Fund financial statements report detailed information about the Career Center. The focus of governmental fund financial statements is on major funds rather than reporting funds by type. Each major fund is presented in a separate column, and all nonmajor funds are aggregated into one column. Fiduciary funds are reported by fund type.

All governmental funds are accounted for using a flow of current financial resources measurement focus. With this measurement focus, only current assets and deferred outflows of resources and current liabilities and deferred inflows of resources generally are included on the balance sheet. The statement of revenues, expenditures and changes in fund balances reports on the sources (i.e., revenues and other financing sources) and uses (i.e., expenditures and other financing uses) of current financial resources. This approach differs from the manner in which the governmental activities of the government-wide financial statements are prepared. Governmental fund financial statements therefore include a reconciliation with brief explanations to better identify the relationship between the government-wide statements and the statements for governmental funds.

Fiduciary funds present a statement of changes in fiduciary net position which reports additions to and deductions from custodial funds.

**EHOVE CAREER CENTER
ERIE COUNTY, OHIO**

NOTES TO THE BASIC FINANCIAL STATEMENTS
FOR THE FISCAL YEAR ENDED JUNE 30, 2020

NOTE 2 - SUMMARY OF SIGNIFICANT ACCOUNTING POLICIES - (Continued)

D. Basis of Accounting

Basis of accounting determines when transactions are recorded in the financial records and reported on the financial statements. Government-wide financial statements are prepared using the accrual basis of accounting. Governmental funds use the modified accrual basis of accounting. Fiduciary funds also use the accrual basis of accounting. Differences in the accrual and modified accrual basis of accounting arise in the recognition of revenue, the recording of deferred inflows of resources and deferred outflows of resources, and in the presentation of expenses versus expenditures.

Revenues - Exchange and Nonexchange Transactions - Revenues resulting from exchange transactions, in which each party gives and receives essentially equal value, are recorded on the accrual basis when the exchange takes place. On the modified accrual basis, revenue is recorded in the fiscal year in which the resources are measurable and become available. Available means that the resources will be collected within the current fiscal year or are expected to be collected soon enough thereafter to be used to pay liabilities of the current fiscal year. For the Career Center, available means expected to be received within sixty days of fiscal year end.

Nonexchange transactions, in which the Career Center receives value without directly giving equal value in return, include property taxes, grants, entitlements and donations. On the accrual basis, revenue from property taxes is recognized in the fiscal year for which the taxes are levied (See Note 6).

Revenue from grants, entitlements and donations is recognized in the fiscal year in which all eligibility requirements have been satisfied. Eligibility requirements include timing requirements, which specify the fiscal year when the resources are required to be used or the fiscal year when use is first permitted, matching requirements, in which the Career Center must provide local resources to be used for a specified purpose, and expenditure requirements, in which the resources are provided to the Career Center on a reimbursement basis. On the modified accrual basis, revenue from nonexchange transactions must also be available before it can be recognized.

Under the modified accrual basis, the following revenue sources are considered to be both measurable and available at fiscal year end: property taxes available as an advance, tuition, grants, interest and charges for services.

Deferred Outflows of Resources and Deferred Inflows of Resources - In addition to assets, the government-wide statement of net position will report a separate section for deferred outflows of resources. Deferred outflows of resources represents a consumption of net position that applies to a future period and will not be recognized as an outflow of resources (expense/expenditure) until then. For the Career Center, see Note 12 and 13 for deferred outflows of resources related the Career Center's net pension liability and net OPEB liability/asset, respectively. In addition, deferred outflows of resources include a deferred charge on debt refunding. A deferred charge on refunding results from the difference in the carrying value of refunded debt and its reacquisition price. This amount is deferred and amortized over the shorter of the life of the refunded or refunding debt.

**EHOVE CAREER CENTER
ERIE COUNTY, OHIO**

NOTES TO THE BASIC FINANCIAL STATEMENTS
FOR THE FISCAL YEAR ENDED JUNE 30, 2020

NOTE 2 - SUMMARY OF SIGNIFICANT ACCOUNTING POLICIES - (Continued)

In addition to liabilities, both the government-wide statement of net position and the governmental fund financial statements report a separate section for deferred inflows of resources. Deferred inflows of resources represent an acquisition of net position that applies to a future period and will not be recognized as an inflow of resources (revenue) until that time. For the Career Center, deferred inflows of resources include property taxes, and unavailable revenue. Property taxes represent amounts for which there is an enforceable legal claim as of June 30, 2020, but which were levied to finance fiscal year 2021 operations. These amounts have been recorded as a deferred inflow of resources on both the government-wide statement of net position and the governmental fund financial statements. Unavailable revenue is reported only on the governmental funds balance sheet and represents receivables which will not be collected within the available period. For the Career Center unavailable revenue includes, but is not limited to, delinquent property taxes and intergovernmental grants. These amounts are deferred and recognized as an inflow of resources in the period the amounts become available.

For the Career Center, see Note 12 and 13 for deferred inflows of resources related to the Career Center's net pension liability and net OPEB liability/asset, respectively. This deferred inflow of resources is only reported on the government-wide statement of net position.

Expenses/Expenditures - On the accrual basis of accounting, expenses are recognized at the time they are incurred. The entitlement value of donated commodities used during the fiscal year is reported in the statement of revenues, expenditures and changes in fund balances as an expenditure with an equal amount reported as intergovernmental revenue.

The measurement focus of governmental fund accounting is on decreases in net financial resources (expenditures) rather than expenses. Expenditures are generally recognized in the accounting period in which the related fund liability is incurred, if measurable. Allocations of cost, such as depreciation and amortization, are not recognized in governmental funds.

E. Budgets

The budgetary process is prescribed by provisions of the Ohio Revised Code and entails the preparation of budgetary documents within an established timetable. The major documents prepared are the tax budget, the certificate of estimated resources, and the appropriation resolution, all of which are prepared on the budgetary basis of accounting. The certificate of estimated resources and the appropriations resolution are subject to amendment throughout the year with the legal restriction that appropriations cannot exceed estimated resources, as certified. All funds, other than custodial funds, are legally required to be budgeted and appropriated. The primary level of budgetary control is at the fund level. Any budgetary modifications at this level may only be made by resolution of the Board of Education (the "Board"). Although the legal level of budgetary control was established at the fund level of expenditures, the Career Center has elected to present the budgetary statement comparisons at the fund and function level of expenditures.

Tax Budget:

Prior to January 15, the Superintendent and Treasurer submit to the Board a proposed operating budget for the fiscal year commencing the following July 1. The budget includes proposed expenditures and the means of financing for all funds. Public hearings are publicized and conducted to obtain taxpayers' comments. The purpose of this budget document is to reflect the need for existing or increased tax rates. By no later than January 20, the Board-adopted budget is filed with the Erie County Budget Commission (the "Commission") for rate determination.

**EHOVE CAREER CENTER
ERIE COUNTY, OHIO**

NOTES TO THE BASIC FINANCIAL STATEMENTS
FOR THE FISCAL YEAR ENDED JUNE 30, 2020

NOTE 2 - SUMMARY OF SIGNIFICANT ACCOUNTING POLICIES - (Continued)

Estimated Resources:

By April 1, the Board accepts, by formal resolution, the tax rates as determined by the Commission and receives the Commission's certificate of estimated resources, which states the projected revenue of each fund. On or prior to June 30, the Career Center must revise its budget so that total contemplated expenditures from any fund during the ensuing year will not exceed the amount stated in the certificate of estimated resources. The revised budget then serves as the basis for the appropriation measure. On or about July 1, the certificate of estimated resources is amended to include any unencumbered cash balances from the preceding year. The certificate of estimated resources may be further amended during the year if projected increases or decreases in revenue are identified by the Career Center Treasurer. The amounts reported in the budgetary statements reflect the amounts in the original and final amended certificates of estimated resources issued during the fiscal year.

Appropriations:

Upon receipt from the County Auditor of an amended certificate of estimated resources based on final assessed values and tax rates or a certificate of estimated resources saying no new certificate of estimated resources is necessary, the annual appropriation resolution is enacted by the Board. Prior to the passage of the annual appropriation measure, the Board may pass a temporary appropriation measure to meet the ordinary expenses of the Career Center. The appropriation resolution, by fund, must be within the certificate of estimated resources as certified by the Commission and the total of expenditures may not exceed the appropriation totals at the fund level. Any revisions that alter the fund level must be approved by the Board.

The Board may pass supplemental fund appropriations so long as the total appropriations by fund do not exceed the amounts set forth in the most recent certificate of estimated resources. During the year, all supplemental appropriations were legally enacted.

The appropriation resolution is subject to amendment by the Board throughout the year with the restriction that appropriations may not exceed estimated revenues. The amounts reported as the original budget amounts reflect the first appropriation amounts that covered the entire fiscal year, including amounts automatically carried over from prior year. The amounts reported as the final budgeted amounts represent the final appropriation amounts passed by the Board during the year.

Lapsing of Appropriations:

At the close of each year, the unencumbered balance of each appropriation reverts to the respective fund from which it was appropriated and becomes subject to future appropriations. The encumbered appropriation balance is carried forward to the succeeding fiscal year and need not be reappropriated.

F. Cash and Investments

To improve cash management, cash received by the Career Center is pooled. Monies for all funds are maintained in this pool. Individual fund integrity is maintained through the Career Center's records. Each fund's interest in the pool is presented as "equity in pooled cash and investments" on the basic financial statements.

**EHOVE CAREER CENTER
ERIE COUNTY, OHIO**

NOTES TO THE BASIC FINANCIAL STATEMENTS
FOR THE FISCAL YEAR ENDED JUNE 30, 2020

NOTE 2 - SUMMARY OF SIGNIFICANT ACCOUNTING POLICIES - (Continued)

During 2020, the Career Center has invested funds in negotiable certificates of deposits (negotiable CD's), U.S. government money market mutual funds and the State Treasury Asset Reserve of Ohio (STAR Ohio). Except for investments in STAR Ohio, investments are reported at fair value which is based on quoted market prices.

During fiscal year 2020, the Career Center invested in STAR Ohio. STAR Ohio is an investment pool managed by the State Treasurer's Office which allows governments within the State to pool their funds for investment purposes. STAR Ohio is not registered with the SEC as an investment company, but has adopted Governmental Accounting Standards Board (GASB), Statement No. 79, "Certain External Investment Pools and Pool Participants." The Career Center measures its investment in STAR Ohio at the net asset value (NAV) per share provided by STAR Ohio. The NAV per share is calculated on an amortized cost basis that provides an NAV per share that approximates fair value.

For fiscal year 2020, there were no limitations or restrictions on any participant withdrawals due to redemption notice periods, liquidity fees, or redemption gates. However, notice must be given 24 hours in advance of all deposits and withdrawals exceeding \$100 million. STAR Ohio reserves the right to limit the transaction to \$100 million, requiring the excess amount to be transacted the following business day(s), but only to the \$100 million limit. All accounts of the participant will be combined for these purposes.

Under existing Ohio statutes, all investment earnings are assigned to the general fund unless statutorily required to be credited to a specific fund. The Board of Education has, by resolution, specified the funds to receive an allocation of interest earnings. Interest revenue credited to the general fund during fiscal year 2020 amounted to \$404,111, which includes \$148,512 assigned from other Career Center funds.

For presentation on the basic financial statements, investments of the cash management pool and investments with original maturities of three months or less at the time they are purchased by the Career Center are considered to be cash equivalents. Investments with an initial maturity of more than three months are reported as investments.

An analysis of the Career Center's investment account at fiscal year end is provided in Note 4.

G. Inventory

On government-wide and fund financial statements, inventories of supplies are reported at cost, inventories held for resale are reported at the lower of cost or market, and donated commodities are presented at their entitlement value. Inventories are recorded on a first-in, first-out basis and are expensed when received. Inventories are accounted for using the purchase method on the fund statements and using the consumption method on the government-wide statements.

On the fund financial statements, reported materials and supplies inventory is equally offset by nonspendable fund balance in the governmental funds which indicates that it does not constitute available spendable resources even though it is a component of net current assets.

Inventory consists of expendable supplies held for consumption, donated food and purchased food.

**EHOVE CAREER CENTER
ERIE COUNTY, OHIO**

NOTES TO THE BASIC FINANCIAL STATEMENTS
FOR THE FISCAL YEAR ENDED JUNE 30, 2020

NOTE 2 - SUMMARY OF SIGNIFICANT ACCOUNTING POLICIES - (Continued)

H. Capital Assets

General capital assets result from expenditures in the governmental funds. These assets are reported in the governmental activities column of the government-wide statement of net position, but are not reported in the fund financial statements.

All capital assets are capitalized at cost (or estimated historical cost) and updated for additions and deductions during the year. Donated capital assets are recorded at their acquisition values as of the date received. The Career Center’s capitalization threshold is \$10,000. The Career Center does not possess any infrastructure. Improvements are capitalized; the costs of normal maintenance and repairs that do not add to the value of the asset or materially extend an asset’s life are not.

All reported capital assets except land and construction in progress are depreciated. Improvements are depreciated over the remaining useful lives of the related capital assets.

Depreciation is computed using the straight-line method over the following useful lives:

Description	Governmental Activities Estimated Lives
Land improvements	20 - 30 years
Buildings and improvements	25 - 50 years
Furniture and equipment	5 - 20 years
Vehicles	5 - 15 years

I. Interfund Balances

On the fund financial statements, receivables and payables resulting from short-term interfund loans are classified as “interfund loans receivable/payable”. These amounts are eliminated in the governmental activities column on the statement of net position. Interfund loans receivable/payable are summarized in Note 5.A.

J. Compensated Absences

In accordance with the provisions of GASB Statement No. 16, “Accounting for Compensated Absences”, a liability for vacation leave is accrued if a) the employees’ rights to payment are attributable to services already rendered; and b) it is probable that the employer will compensate the employees for the benefits through paid time off or other means, such as cash payment at termination or retirement. An accrual for earned sick leave is made to the extent that it is probable that the benefits will result in termination (severance) payments. A liability for sick leave is accrued using the vesting method; i.e., the liability is based on the sick leave accumulated at June 30, 2020, by those employees who are currently eligible to receive termination (severance) payments, as well as those employees expected to become eligible in the future.

The total liability for vacation and sick leave payments has been calculated using pay rates in effect at June 30, 2020 and reduced to the maximum payment allowed by labor contract and/or statute, plus any applicable additional salary related payments.

**EHOVE CAREER CENTER
ERIE COUNTY, OHIO**

NOTES TO THE BASIC FINANCIAL STATEMENTS
FOR THE FISCAL YEAR ENDED JUNE 30, 2020

NOTE 2 - SUMMARY OF SIGNIFICANT ACCOUNTING POLICIES - (Continued)

The entire compensated absence liability is reported on the government-wide financial statements.

For governmental fund financial statements, the current portion of unpaid compensated absences is the amount expected to be paid using expendable available resources. These amounts are recorded in the account "compensated absences payable" in the fund from which the employees who have accumulated unpaid leave are paid. The noncurrent portion of the liability is not reported.

K. Accrued Liabilities and Long-Term Obligations

All payables, accrued liabilities and long-term obligations are reported in the government-wide financial statements. In general, governmental fund payables and accrued liabilities that, once incurred, are paid in a timely manner and in full from current financial resources are reported as obligations of the funds. However, compensated absences that will be paid from governmental funds are reported as a liability on the fund financial statements only to the extent that they are due for payment during the current year. Notes payable, certificates of participation outstanding, and tap-in fees payable are recognized as a liability on the fund financial statements when due. Net pension/OPEB liability should be recognized in the governmental funds to the extent that benefit payments are due and payable and the pension/OPEB plan's fiduciary net position is not sufficient for payment of those benefits.

L. Certificates of Participation Premiums

On the government-wide financial statements, certificates of participation premiums are deferred and amortized over the term of the certificates of participation using the straight-line method, which approximates the effective interest method. Certificates of participation premiums are presented as an addition to the face amount of the certificates of participation. On the governmental fund financial statements, certificates of participation premiums are recognized in the period in which they are incurred.

The reconciliation between the certificates of participation face value and the amount reported on the statement of net position is presented in Note 9.

M. Fund Balance

Fund balance is divided into five classifications based primarily on the extent to which the Career Center is bound to observe constraints imposed upon the use of the resources in the governmental funds. The classifications are as follows:

Nonspendable - The nonspendable fund balance classification includes amounts that cannot be spent because they are not in spendable form or legally required to be maintained intact. The "not in spendable form" criterion includes items that are not expected to be converted to cash.

Restricted - Fund balance is reported as restricted when constraints are placed on the use of resources that are either externally imposed by creditors (such as through debt covenants), grantors, contributors, or laws or regulations of other governments, or imposed by law through constitutional provisions or enabling legislation.

**EHOVE CAREER CENTER
ERIE COUNTY, OHIO**

NOTES TO THE BASIC FINANCIAL STATEMENTS
FOR THE FISCAL YEAR ENDED JUNE 30, 2020

NOTE 2 - SUMMARY OF SIGNIFICANT ACCOUNTING POLICIES - (Continued)

Committed - The committed fund balance classification includes amounts that can be used only for the specific purposes imposed by a formal action (resolution) of the Career Center Board of Education (the highest level of decision making authority). Those committed amounts cannot be used for any other purpose unless the Career Center Board of Education removes or changes the specified use by taking the same type of action (resolution) it employed to previously commit those amounts. Committed fund balance also incorporates contractual obligations to the extent that existing resources in the fund have been specifically committed for use in satisfying those contractual requirements.

Assigned - Amounts in the assigned fund balance classification are intended to be used by the Career Center for specific purposes but do not meet the criteria to be classified as restricted nor committed. In governmental funds other than the general fund, assigned fund balance represents the remaining amount that is not restricted or committed. In the general fund, assigned amounts represent intended uses established by policies of the Career Center Board of Education, which includes giving the Treasurer the authority to constrain monies for intended purposes.

Unassigned - Unassigned fund balance is the residual classification for the general fund and includes all spendable amounts not contained in the other classifications. In other governmental funds, the unassigned classification is only used to report a deficit fund balance resulting from overspending for specific purposes for which amounts had been restricted, committed, or assigned.

The Career Center applies restricted resources first when expenditures are incurred for purposes for which restricted and unrestricted (committed, assigned, and unassigned) fund balance is available. Similarly, within unrestricted fund balance, committed amounts are reduced first followed by assigned, and then unassigned amounts when expenditures are incurred for purposes for which amounts in any of the unrestricted fund balance classifications could be used.

N. Net Position

Net position represents the difference between assets plus deferred outflows of resources and liabilities plus deferred inflows of resources. The net position component "net investment in capital assets," consists of capital assets, net of accumulated depreciation, reduced by the outstanding balances of any borrowing or liabilities used for the acquisition, construction or improvement of those assets. Deferred outflows of resources and deferred inflows of resources that are attributable to the acquisition, construction or improvement of those assets or related debt also should be included in this component of net position. Net position is reported as restricted when there are limitations imposed on its use either through enabling legislation or through external restrictions imposed by creditors, grantors, laws, or regulations of other governments. The Career Center had no net position restricted through enabling legislation.

The Career Center applies restricted resources first when an expense is incurred for purposes for which both restricted and unrestricted net position is available.

**EHOVE CAREER CENTER
ERIE COUNTY, OHIO**

NOTES TO THE BASIC FINANCIAL STATEMENTS
FOR THE FISCAL YEAR ENDED JUNE 30, 2020

NOTE 2 - SUMMARY OF SIGNIFICANT ACCOUNTING POLICIES - (Continued)

O. Prepayments

Certain payments to vendors reflect the costs applicable to future accounting periods and are recorded as prepaid items in both the government-wide and fund financial statements. These items are reported as assets on the balance sheet using the consumption method. A current asset for the prepaid amounts is recorded at the time of the purchase and the expenditure/expense is reported in the year in which services are consumed.

On the fund financial statements, prepaid items are equally offset by nonspendable fund balance in the governmental funds, which indicates that they do not constitute available spendable resources even though they are a component of net current assets.

P. Estimates

The preparation of the basic financial statements in conformity with GAAP requires management to make estimates and assumptions that affect the amounts reported in the basic financial statements and accompanying notes. Actual results may differ from those estimates.

Q. Interfund Activity

Exchange transactions between funds are reported as revenues in the seller funds and as expenditures/expenses in the purchaser funds. Flows of cash or goods from one fund to another without a requirement for repayment are reported as interfund transfers. Interfund transfers are reported as other financing sources/uses in governmental funds. Repayments from funds responsible for particular expenditures/expenses to the funds that initially paid for them are not presented on the basic financial statements. See Note 5.B. for details.

R. Pensions/Other Postemployment Benefits (OPEB)

For purposes of measuring the net pension/OPEB liability, net OPEB asset, deferred outflows of resources and deferred inflows of resources related to pensions/OPEB, and pension/OPEB expense, information about the fiduciary net position of the pension/OPEB plans and additions to/deductions from their fiduciary net position have been determined on the same basis as they are reported by the pension/OPEB plan. For this purpose, benefit payments (including refunds of employee contributions) are recognized when due and payable in accordance with the benefit terms. The pension/OPEB plans report investments at fair value.

S. Extraordinary and Special Items

Extraordinary items are transactions or events that are both unusual in nature and infrequent in occurrence. Special items are transactions or events that are within the control of the Board of Education and that are either unusual in nature or infrequent in occurrence. Neither type of transaction occurred during fiscal year 2020.

**EHOVE CAREER CENTER
ERIE COUNTY, OHIO**

NOTES TO THE BASIC FINANCIAL STATEMENTS
FOR THE FISCAL YEAR ENDED JUNE 30, 2020

NOTE 2 - SUMMARY OF SIGNIFICANT ACCOUNTING POLICIES - (Continued)

T. Fair Value Measurements

The Career Center categorizes its fair value measurements within the fair value hierarchy established by generally accepted accounting principles. The hierarchy is based on the valuation inputs used to measure the fair value of the asset. Level 1 inputs are quoted prices in active markets for identical assets; Level 2 inputs are significant other observable inputs; Level 3 inputs are significant unobservable inputs.

NOTE 3 - ACCOUNTABILITY AND COMPLIANCE

A. Change in Accounting Principles

For fiscal year 2020, the Career Center has implemented GASB Statement No. 84, "*Fiduciary Activities*" and GASB Statement No. 90, "*Majority Equity Interests - an amendment to GASB Statements No. 14 and No. 61*".

GASB Statement No. 84 establishes specific criteria for identifying activities that should be reported as fiduciary activities and clarifies whether and how business-type activities should report their fiduciary activities. Due to the implementation of GASB Statement No. 84, the Career Center will no longer be reporting agency funds. The Career Center reviewed its agency funds and certain funds will be reported in the new fiduciary classification of custodial funds, while other funds have been reclassified as governmental funds. These fund reclassifications resulted in the restatement of the Career Center's financial statements.

GASB Statement No. 90 improves the consistency and comparability of reporting a government's majority equity interest in a legally separate organization and improve the relevance of financial statement information for certain component units. It defines a majority equity interest and specifies that a majority equity interest in a legally separate organization should be reported as an investment if a government's holding of the equity interest meets the definition of an investment. The implementation of GASB Statement No. 90 did not have an effect on the financial statements of the Career Center.

B. Restatement of Net Position and Fund Balances

The implementation of GASB 84 had the following effect on fund balance as reported at June 30, 2019:

	Nonmajor Governmental Funds	Total Governmental Funds
Fund Balance (deficit) as previously reported	\$ (18,292)	\$ 21,380,805
GASB Statement No. 84	81,397	81,397
Restated Fund Balance, at June 30, 2019	\$ 63,105	\$ 21,462,202

**EHOVE CAREER CENTER
ERIE COUNTY, OHIO**

NOTES TO THE BASIC FINANCIAL STATEMENTS
FOR THE FISCAL YEAR ENDED JUNE 30, 2020

NOTE 3 - ACCOUNTABILITY AND COMPLIANCE - (Continued)

The implementation of the GASB 84 pronouncement had the following effect on the net position as reported at June 30, 2019:

	Governmental Activities
Net position as previously reported	\$ (6,317,859)
GASB Statement No. 84	81,397
Restated net position at June 30, 2019	\$ (6,236,462)

Due to the implementation of GASB Statement No.84, the new classification of custodial funds is reporting a beginning net position of \$0. Also, related to the implementation of GASB Statement No. 84, the Career Center will no longer be reporting agency funds. At June 30, 2019, agency funds reported assets and liabilities of \$83,800.

C. Deficit Fund Balances

Fund balances at June 30, 2020 included the following individual fund deficits:

<u>Major governmental funds</u>	<u>Deficits</u>
Building fund	\$ 355,245
 <u>Nonmajor governmental funds</u>	
Food service	27,013
Other grants	8,628
Vocational education	2,597

The general fund is liable for any deficit in these funds and provides transfers when cash is required, not when accruals occur. The deficit fund balances resulted from adjustments for accrued liabilities.

NOTE 4 - DEPOSITS AND INVESTMENTS

State statutes classify monies held by the Career Center into three categories.

Active deposits are public deposits necessary to meet current demands on the treasury. Such monies must be maintained either as cash in the Career Center treasury, in commercial accounts payable or withdrawable on demand, including negotiable order of withdrawal (NOW) accounts, or in money market deposit accounts.

Inactive deposits are public deposits that the Board of Education has identified as not required for use within the current five year period of designation of depositories. Inactive deposits must either be evidenced by certificates of deposit maturing not later than the end of the current period of designation of depositories, or by savings or deposit accounts including, but not limited to, passbook accounts.

**EHOVE CAREER CENTER
ERIE COUNTY, OHIO**

NOTES TO THE BASIC FINANCIAL STATEMENTS
FOR THE FISCAL YEAR ENDED JUNE 30, 2020

NOTE 4 - DEPOSITS AND INVESTMENTS - (Continued)

Interim deposits are deposits of interim monies. Interim monies are those monies which are not needed for immediate use, but which will be needed before the end of the current period of designation of depositories.

Interim deposits must be evidenced by time certificates of deposit maturing not more than one year from the date of deposit or by savings or deposit accounts including passbook accounts.

Interim monies may be deposited or invested in the following securities:

1. United States Treasury bills, bonds, notes, or any other obligation or security issued by the United States Treasury, or any other obligation guaranteed as to principal and interest by the United States;
2. Bonds, notes, debentures, or any other obligation or security issued by any federal government agency or instrumentality including, but not limited to, the Federal National Mortgage Association, Federal Home Loan Bank, Federal Farm Credit Bank, Federal Home Loan Mortgage Corporation, and Government National Mortgage Association. All federal agency securities shall be direct issuances of federal government agencies or instrumentalities;
3. Written repurchase agreements in the securities listed above provided the market value of the securities subject to the repurchase agreement must exceed the principal value of the agreement by at least two percent and be marked to market daily, and the term of the agreement must not exceed thirty days;
4. Bonds and other obligations of the State of Ohio, and with certain limitations including a requirement for maturity within ten years from the date of settlement, bonds and other obligations of political subdivisions of the State of Ohio, if training requirement have been met;
5. Time certificates of deposit or savings or deposit accounts including, but not limited to, passbook accounts;
6. No-load money market mutual funds consisting exclusively of obligations described in division (1) or (2) and repurchase agreements secured by such obligations, provided that investments in securities described in this division are made only through eligible institutions;
7. The State Treasurer's investment pool, the State Treasury Asset Reserve of Ohio (STAR Ohio); and,
8. Certain bankers' acceptances (for a period not to exceed one hundred eighty days) and commercial paper notes (for a period not to exceed two hundred seventy days) in an amount not to exceed 40 percent of the interim monies available for investment at any one time if training requirements have been met.

Protection of the Career Center's deposits is provided by the Federal Deposit Insurance Corporation (FDIC), by eligible securities pledged by the financial institution as security for repayment, by surety company bonds deposited with the Treasurer by the financial institution or by a single collateral pool established by the financial institution to secure the repayment of all public monies deposited with the institution.

**EHOVE CAREER CENTER
ERIE COUNTY, OHIO**

NOTES TO THE BASIC FINANCIAL STATEMENTS
FOR THE FISCAL YEAR ENDED JUNE 30, 2020

NOTE 4 - DEPOSITS AND INVESTMENTS - (Continued)

Investments in stripped principal or interest obligations, reverse repurchase agreements and derivatives are prohibited. The issuance of taxable notes for the purpose of arbitrage, the use of leverage and short selling are also prohibited. Except as noted above, an investment must mature within five years from the date of purchase unless matched to a specific obligation or debt of the Career Center, and must be purchased with the expectation that it will be held to maturity. Investments may only be made through specified dealers and institutions. Payment for investments may be made only upon delivery of the securities representing the investments to the Treasurer or, if the securities are not represented by a certificate, upon receipt of confirmation of transfer from the custodian.

A. Cash on Hand

At fiscal year end, the Career Center had \$300 in undeposited cash on hand, which is included on the financial statements of the Career Center as part of “equity in pooled cash and investments”.

B. Deposits with Financial Institutions

At June 30, 2020, the carrying amount of all Career Center deposits was \$1,887,600 and the bank balance of all Career Center deposits was \$2,246,057. Of the bank balance, \$1,307,574 was covered by the FDIC and \$938,483 was potentially exposed to custodial credit risk discussed below because those deposits were uninsured and could be uncollateralized.

Custodial credit risk is the risk that, in the event of bank failure, the Career Center will not be able to recover deposits or collateral securities that are in the possession of an outside party. The Career Center has no deposit policy for custodial credit risk beyond the requirements of State statute. Ohio law requires that deposits either be insured or protected by (1) eligible securities pledged to the Career Center and deposited with a qualified trustee by the financial institution as security for repayment whose fair value at all times shall be at least 105 percent of the deposits being secured, or (2) participation in the Ohio Pooled Collateral System (OPCS), a collateral pool of eligible securities deposited with a qualified trustee and pledged to the Treasurer of State to secure the repayment of all public monies deposited in the financial institution. OPCS requires the total fair value of the securities pledged to be 102 percent of the deposits being secured or a rate set by the Treasurer of State. For 2020, the Career Center’s financial institutions pledged eligible securities whose fair value was at least 105 percent of the Career Center’s deposits secured. Although all statutory requirements for the deposit of money had been followed, noncompliance with Federal requirements could potentially subject the Career Center to a successful claim by the FDIC.

**EHOVE CAREER CENTER
ERIE COUNTY, OHIO**

NOTES TO THE BASIC FINANCIAL STATEMENTS
FOR THE FISCAL YEAR ENDED JUNE 30, 2020

NOTE 4 - DEPOSITS AND INVESTMENTS - (Continued)

C. Investments

As of June 30, 2020, the Career Center had the following investments and maturity:

Measurement/ Investment type	Measurement Amount	Investment Maturities			
		6 Months or Less	7 to 12 Months	13 to 18 Months	Greater Than 18 Months
<i>Fair Value:</i>					
Negotiable CDs	\$ 3,590,449	\$ 246,681	246,727	247,301	2,849,740
U.S. Government Money Market Mutual Funds	4,048,484	4,048,484	-	-	-
<i>Amortized Cost:</i>					
STAR Ohio	<u>3,080,565</u>	<u>3,080,565</u>	<u>-</u>	<u>-</u>	<u>-</u>
Total	<u>\$ 10,719,498</u>	<u>\$ 7,375,730</u>	<u>\$ 246,727</u>	<u>\$ 247,301</u>	<u>\$ 2,849,740</u>

The weighted average maturity of investments is 0.88 years.

The Career Center's investments in U.S. Government money market mutual funds are valued using quoted market prices in active markets (Level 1 inputs). The Career Center's investments in negotiable CDs are valued using quoted prices in markets that are not considered to be active, dealer quotations or alternative pricing sources for similar assets or liabilities for which all significant inputs are observable, either directly or indirectly (Level 2 inputs). As discussed in Note 2.F, investments in STAR Ohio are measured at their net asset value per share.

Interest Rate Risk: Interest rate risk arises because potential purchasers of debt securities will not agree to pay face value for those securities if interest rates substantially increase. As a means of limiting its exposure to fair value losses arising from rising interest rates, the Career Center's investment policy limits investment portfolio maturities to approximately five years or less. State statute requires that an investment must be purchased with the expectation that it will be held to maturity. The Career Center's investment policy permits investments in any security specifically authorized by Ohio Revised Code Sections 135.14, 135.142 and 135.45 as amended.

Credit Risk: Standard & Poor's has assigned STAR Ohio and the U.S government money market mutual funds an AAAM money market rating. Ohio law requires that STAR Ohio maintain the highest rating provided by at least one nationally recognized standard rating service. The negotiable certificates of deposit are not rated, but are fully insured by the FDIC. The Career Center's investment policy does not address investment credit risk beyond the requirements of State statutes.

**EHOVE CAREER CENTER
ERIE COUNTY, OHIO**

NOTES TO THE BASIC FINANCIAL STATEMENTS
FOR THE FISCAL YEAR ENDED JUNE 30, 2020

NOTE 4 - DEPOSITS AND INVESTMENTS - (Continued)

Concentration of Credit Risk: The Career Center places no dollar limit on the amount that may be invested in any one issuer. However, the Career Center's investment policy requires an effort to diversify its holdings of investments by avoiding concentrations of specific issuers. The following table includes the percentage of each investment type held by the Career Center at June 30, 2020:

<u>Measurement/ Investment type</u>	<u>Measurement Amount</u>	<u>% of Total</u>
<i>Fair Value:</i>		
Negotiable CDs	\$ 3,590,449	33.49
U.S. Government Money		
Market Mutual Funds	4,048,484	37.77
<i>Amortized Cost:</i>		
STAR Ohio	3,080,565	28.74
Total	<u>\$ 10,719,498</u>	<u>100.00</u>

D. Reconciliation of Cash and Investments to the Statement of Net Position

The following is a reconciliation of cash and investments as reported in the note above to cash and investments as reported on the statement of net position as of June 30, 2020:

<u>Cash and investments per note</u>	
Carrying amount of deposits	\$ 1,887,600
Investments	10,719,498
Cash on hand	<u>300</u>
Total	<u>\$ 12,607,398</u>
 <u>Cash and investments per statement of net position</u>	
Governmental activities	\$ 12,605,320
Custodial fund	<u>2,078</u>
Total	<u>\$ 12,607,398</u>

NOTE 5 - INTERFUND TRANSACTIONS

- A. Interfund balances at June 30, 2020 as reported on the fund financial statements, consist of the following individual interfund loans receivable and payable:

<u>Receivable fund</u>	<u>Payable fund</u>	<u>Amount</u>
General fund	Nonmajor governmental funds	<u>\$ 27,505</u>

**EHOVE CAREER CENTER
ERIE COUNTY, OHIO**

NOTES TO THE BASIC FINANCIAL STATEMENTS
FOR THE FISCAL YEAR ENDED JUNE 30, 2020

NOTE 5 - INTERFUND TRANSACTIONS - (Continued)

The primary purpose of interfund balances is to cover costs in specific funds where revenues were not received by June 30. Interfund balances will be repaid once the anticipated revenues are received. All interfund balances are expected to be repaid within one year.

Interfund balances between governmental funds are eliminated on the government-wide financial statements; therefore, no internal balances at June 30, 2020 are reported on the statement of net position.

- B.** Interfund transfers for the year ended June 30, 2020, consisted of the following as reported on the fund financial statements:

<u>Transfers from general fund to:</u>	<u>Amount</u>
Permanent Improvement fund	\$ 750,000
Nonmajor governmental funds	<u>50,000</u>
Total	<u>\$ 800,000</u>

Transfers are used to (1) move revenues from the fund that statute or budget requires to collect them to the fund that statute or budget requires to expend them, and (2) use unrestricted revenues collected in the general fund to finance various programs accounted for in other funds in accordance with budgetary authorizations.

Interfund transfers between governmental funds are eliminated on the government-wide financial statements; therefore, no transfers are reported in the statement of activities.

All transfers were made in compliance with Ohio Revised Code Sections 5705.14, 5705.15 and 5705.16.

NOTE 6 - PROPERTY TAXES

Property taxes are levied and assessed on a calendar year basis while the Career Center fiscal year runs from July through June. First half tax collections are received by the Career Center in the second half of the fiscal year. Second half tax distributions occur in the first half of the following fiscal year.

Property taxes include amounts levied against all real property and public utility property. Real property tax revenues received in calendar year 2020 represent the collection of calendar year 2019 taxes. Real property taxes received in calendar year 2020 were levied after April 1, 2019, on the assessed values as of January 1, 2019, the lien date. Assessed values for real property taxes are established by State statute at 35 percent of appraised fair value. Real property taxes are payable annually or semiannually. If paid annually, payment is due December 31; if paid semiannually, the first payment is due December 31, with the remainder payable by June 20. Under certain circumstances, State statute permits alternate payment dates to be established. Public utility property tax revenues received in calendar year 2020 represent the collection of calendar year 2019 taxes. Public utility real and personal property taxes received in calendar year 2020 became a lien on December 31, 2018, were levied after April 1, 2019, and are collected with real property taxes. Public utility real property is assessed at 35 percent of true value; public utility tangible personal property is currently assessed at varying percentages of true value.

**EHOVE CAREER CENTER
ERIE COUNTY, OHIO**

NOTES TO THE BASIC FINANCIAL STATEMENTS
FOR THE FISCAL YEAR ENDED JUNE 30, 2020

NOTE 6 - PROPERTY TAXES - (Continued)

The Career Center receives property taxes from Erie, Huron, Ottawa, Sandusky, Seneca, Ashland, Richland and Lorain Counties. The County Auditors periodically advance to the Career Center their portion of the taxes collected. Second-half real property tax payments collected by the Counties by June 30, 2020, are available to finance fiscal year 2020 operations. The amount available as an advance at June 30, 2020 was \$1,465,995 in the general fund and \$301,350 in the permanent improvement fund. This amount is recorded as revenue. The amount available for advance at June 30, 2019 was \$1,462,584 in the general fund and \$296,350 in the permanent improvement fund. The amount of second-half real property taxes available for advance at fiscal year-end can vary based on the date the tax bills are sent.

Accrued property taxes receivable includes real property, public utility property and delinquent tangible personal property taxes which are measurable as of June 30, 2020 and for which there is an enforceable legal claim. Although total property tax collections for the next fiscal year are measurable, only the amount of real property taxes available as an advance at June 30 was levied to finance current fiscal year operations and is reported as revenue at fiscal year-end. The portion of the receivable not levied to finance current fiscal year operations is offset by a credit to deferred inflows.

On the accrual basis of accounting, collectible delinquent property taxes have been recorded as a receivable and revenue, while on a modified accrual basis of accounting the revenue has been reported as a deferred inflow.

The assessed values upon which the fiscal year 2020 taxes were collected are:

	2019 Second Half Collections		2020 First Half Collections	
	<u>Amount</u>	<u>Percent</u>	<u>Amount</u>	<u>Percent</u>
Agricultural/residential and other real estate	\$ 3,255,301,010	94.39	\$ 3,320,015,210	87.48
Public utility personal	<u>193,591,580</u>	<u>5.61</u>	<u>475,150,760</u>	<u>12.52</u>
Total	<u>\$ 3,448,892,590</u>	<u>100.00</u>	<u>\$ 3,795,165,970</u>	<u>100.00</u>
Tax rate per \$1,000 of assessed valuation	\$ 4.45		\$ 4.45	

**EHOVE CAREER CENTER
ERIE COUNTY, OHIO**

NOTES TO THE BASIC FINANCIAL STATEMENTS
FOR THE FISCAL YEAR ENDED JUNE 30, 2020

NOTE 7 - RECEIVABLES

Receivables at June 30, 2020 consisted of property taxes, accounts (billings for user charged services and student fees), accrued interest and intergovernmental grants and entitlements. All receivables, with the possible exception of accounts receivable related to the Career Center's adult education services, are considered collectible in full due to the ability to foreclose for the nonpayment of taxes, the stable condition of State programs and the current year guarantee of federal funds.

A summary of the principal items of receivables reported on the statement of net position follows:

Governmental activities:

Property taxes	\$ 11,287,734
Accounts	685,526
Accrued interest	18,278
Intergovernmental	<u>107,072</u>
Total	<u>\$ 12,098,610</u>

Receivables have been disaggregated on the face of the basic financial statements. All receivables are expected to be collected within the subsequent year.

NOTE 8 - CAPITAL ASSETS

Capital asset activity for the fiscal year ended June 30, 2020 was as follows:

	<u>Balance July 1, 2019</u>	<u>Additions</u>	<u>Deductions</u>	<u>Balance June 30, 2020</u>
Governmental activities:				
<i>Capital assets, not being depreciated:</i>				
Land	\$ 411,420	\$ -	\$ -	\$ 411,420
Construction in progress	<u>2,310,650</u>	<u>11,679,591</u>	<u>(2,791,250)</u>	<u>11,198,991</u>
Total capital assets, not being depreciated	<u>2,722,070</u>	<u>11,679,591</u>	<u>(2,791,250)</u>	<u>11,610,411</u>
<i>Capital assets, being depreciated:</i>				
Land improvements	262,219	114,700	-	376,919
Buildings and improvements	14,437,613	2,791,250	-	17,228,863
Furniture and equipment	2,321,203	104,639	(19,747)	2,406,095
Vehicles	<u>658,210</u>	<u>93,888</u>	<u>-</u>	<u>752,098</u>
Total capital assets, being depreciated	<u>17,679,245</u>	<u>3,104,477</u>	<u>(19,747)</u>	<u>20,763,975</u>
<i>Less: accumulated depreciation:</i>				
Land improvements	(41,764)	(22,058)	-	(63,822)
Buildings and improvements	(5,129,188)	(139,074)	-	(5,268,262)
Furniture and equipment	(1,640,006)	(64,750)	19,747	(1,685,009)
Vehicles	<u>(426,542)</u>	<u>(23,070)</u>	<u>-</u>	<u>(449,612)</u>
Total accumulated depreciation	<u>(7,237,500)</u>	<u>(248,952)</u>	<u>19,747</u>	<u>(7,466,705)</u>
Governmental activities capital assets, net	<u>\$ 13,163,815</u>	<u>\$ 14,535,116</u>	<u>\$ (2,791,250)</u>	<u>\$ 24,907,681</u>

**EHOVE CAREER CENTER
ERIE COUNTY, OHIO**

NOTES TO THE BASIC FINANCIAL STATEMENTS
FOR THE FISCAL YEAR ENDED JUNE 30, 2020

NOTE 8 - CAPITAL ASSETS - (Continued)

Depreciation expense was charged to governmental functions as follows:

<u>Instruction:</u>	
Regular	\$ 1,930
Special	642
Vocational	201,742
<u>Support services:</u>	
Pupil	358
Instructional staff	1,019
Board of education	263
Administration	4,415
Business	1,105
Operations and maintenance	29,820
Central	7,032
Food service operations	<u>626</u>
Total depreciation expense	<u>\$ 248,952</u>

NOTE 9 - LONG-TERM OBLIGATIONS

During fiscal year 2020, the following changes occurred in governmental activities' long-term obligations.

	Balance <u>July 1, 2019</u>	<u>Additions</u>	<u>Reductions</u>	Balance <u>June 30, 2020</u>	Amounts Due in <u>One Year</u>
Governmental activities:					
School improvement notes - direct borrowings	\$ 266,000	\$ -	\$ (165,000)	\$ 101,000	\$ 32,000
Energy conservation notes	720,000	-	(120,000)	600,000	120,000
Certificates of participation	19,180,000	12,445,000	(13,245,000)	18,380,000	1,010,000
Net OPEB liability	3,312,717	-	(1,251,517)	2,061,200	-
Net pension liability	22,090,772	-	(3,196,693)	18,894,079	-
Compensated absences	<u>1,009,208</u>	<u>94,014</u>	<u>(24,434)</u>	<u>1,078,788</u>	<u>70,401</u>
Total governmental activities	46,578,697	<u>\$ 12,539,014</u>	<u>\$ (18,002,644)</u>	41,115,067	<u>\$ 1,232,401</u>
Add: unamortized premium	<u>29,893</u>			<u>28,259</u>	
Total on statement of net position	<u>\$ 46,608,590</u>			<u>\$ 41,143,326</u>	

School Improvement Notes: On June 30, 2005, the Career Center entered into a note agreement with the Columbus Regional Airport Authority (through the OASBO Expanded Asset Pooled Financing Program) for the purpose of improving, renovating, furnishing and equipping school buildings. This issuance is considered a direct borrowing in that the terms have been negotiated between the Career Center and the lender and are not offered for public sale. The proceeds of the note were received on July 7, 2005. The initial principal amount of the notes was \$1,527,000, with an interest rate of 4.225% and a maturity date of July 1, 2020.

**EHOVE CAREER CENTER
ERIE COUNTY, OHIO**

NOTES TO THE BASIC FINANCIAL STATEMENTS
FOR THE FISCAL YEAR ENDED JUNE 30, 2020

NOTE 9 - LONG-TERM OBLIGATIONS - (Continued)

On June 12, 2008, the Career Center entered into a note agreement with the Columbus Regional Airport Authority (through the OASBO Expanded Asset Pooled Financing Program) for the purpose of improving, renovating, furnishing and equipping school buildings. This issuance is considered a direct borrowing in that the terms have been negotiated between the Career Center and the lender and are not offered for public sale. The proceeds of the note were received on June 12, 2008. The initial principal amount of the notes was \$400,000, with an interest rate of 4.11% and a maturity date of December 1, 2022.

Principal and interest payments in fiscal year 2020 totaled \$165,000 and \$11,330, respectively. These amounts are reported as debt service expenditures in the general fund. The following is a summary of the future debt service requirements to maturity for the school improvement notes:

<u>Fiscal Year</u>	<u>Principal</u>	<u>Interest</u>	<u>Total</u>
2021	\$ 32,000	\$ 3,791	\$ 35,791
2022	34,000	2,319	36,319
2023	<u>35,000</u>	<u>781</u>	<u>35,781</u>
Total	<u>\$ 101,000</u>	<u>\$ 6,891</u>	<u>\$ 107,891</u>

Energy Conservation Notes: On June 10, 2010, the Career Center entered into a note agreement with the Ohio School Facilities Commission (through the Qualified School Construction Bonds Program) for the purpose of purchasing and installing energy conservation measures. The proceeds of the note were received on June 24, 2010. The initial principal amount of the notes was \$1,800,000, with an interest rate of 5.375% and a maturity date of June 1, 2025. Principal and interest payments in fiscal year 2020 totaled \$120,000 and \$38,700, respectively. These amounts are reported as debt service expenditures in the general fund. The following is a summary of the future debt service requirements to maturity for the energy conservation notes:

<u>Fiscal Year</u>	<u>Principal</u>	<u>Interest</u>	<u>Total</u>
2021	\$ 120,000	\$ 32,250	\$ 152,250
2022	120,000	25,800	145,800
2023	120,000	19,350	139,350
2024	120,000	12,900	132,900
2025	<u>120,000</u>	<u>6,450</u>	<u>126,450</u>
Total	<u>\$ 600,000</u>	<u>\$ 96,750</u>	<u>\$ 696,750</u>

The energy conservation project was for building maintenance and repairs, which have not been capitalized by the Career Center.

**EHOVE CAREER CENTER
ERIE COUNTY, OHIO**

NOTES TO THE BASIC FINANCIAL STATEMENTS
FOR THE FISCAL YEAR ENDED JUNE 30, 2020

NOTE 9 - LONG-TERM OBLIGATIONS - (Continued)

Certificates of Participation – Series 2012: In August 2012, the Career Center issued \$7,500,000 in certificates of participation (“COPs”) to finance the acquisition, construction and overall improvement of Career Center facilities. As part of the official agreement, the Career Center’s land and buildings are being ground leased to the Agricultural Incubator Foundation (the “Foundation”), who will then sublease the land and buildings back to the Career Center for a series of rental payments. These rental payments will pay for the debt service requirements on the COPs. The COPs bear interest rates ranging from 2.00% to 3.75%. Principal on the COPs is due each October 15, beginning October 15, 2013, through and including October 15, 2037. The Foundation has assigned all of its rights in the transaction to The Huntington National Bank (the “Trustee”), which is serving as the trustee for the COPs. Principal and interest payments in fiscal year 2020 totaled \$245,000 and \$199,528, respectively. These amounts are reported as debt service expenditures in the general fund.

The obligation of the Career Center under the lease and any subsequent lease renewal is subject to the annual appropriation of the rental payments. Legal title to the facilities remains with the Trustee until all payments required under the lease have been made. In the event that sufficient monies are not appropriated or certified, the lease will terminate at the end of the current lease term and the Career Center will have no further obligation to make rental payments. The Trustee, as assignee under the lease assignment, will have certain remedies under the ground lease and the lease, including the right to take possession of the project for the remainder of the term of the ground lease (through October 15, 2037).

The COPs are not a general obligation of the Career Center and are payable only from appropriations by the Career Center for annual lease payments. The following is a summary of the future debt service requirements to maturity for the COPs:

<u>Fiscal Year</u>	<u>Principal</u>	<u>Interest</u>	<u>Total</u>
2021	\$ 250,000	\$ 192,102	\$ 442,102
2022	260,000	184,453	444,453
2023	265,000	176,577	441,577
2024	275,000	168,478	443,478
2025	280,000	160,152	440,152
2026 - 2030	1,550,000	665,703	2,215,703
2031 - 2035	1,810,000	393,810	2,203,810
2036 - 2038	1,245,000	71,156	1,316,156
Total	<u>\$ 5,935,000</u>	<u>\$ 2,012,431</u>	<u>\$ 7,947,431</u>

Certificates of Participation Series 2018: In July 2018, the Career Center issued \$13,000,000 in certificates of participation (“COPs”) to finance the acquisition, construction and overall improvement of Career Center facilities. As part of the official agreement, the Career Center’s land and buildings are being ground leased. The Career Center makes rental payments which will pay for the debt service requirements on the COPs. The COPs bear an interest rate of 3.45%. Principal on the COPs is due each October 15, beginning October 15, 2019, through and including October 15, 2033. Zions Bank, (the “Trustee”), is serving as the trustee for the COPs. Principal and interest payments in fiscal year 2020 totaled \$675,000 and \$224,250, respectively. These amounts are reported as debt service expenditures in the permanent improvement fund. The Series 2018 COPS were refunded in fiscal year 2020.

**EHOVE CAREER CENTER
ERIE COUNTY, OHIO**

NOTES TO THE BASIC FINANCIAL STATEMENTS
FOR THE FISCAL YEAR ENDED JUNE 30, 2020

NOTE 9 - LONG-TERM OBLIGATIONS - (Continued)

The obligation of the Career Center under the lease and any subsequent lease renewal is subject to the annual appropriation of the rental payments. Legal title to the facilities remains with the Trustee until all payments required under the lease have been made. In the event that sufficient monies are not appropriated or certified, the lease will terminate at the end of the current lease term and the Career Center will have no further obligation to make rental payments. The Trustee, as assignee under the lease assignment, will have certain remedies under the ground lease and the lease, including the right to take possession of the project for the remainder of the term of the ground lease (through October 15, 2033).

Refunding Certificates of Participation Series 2019 - On October 18, 2019, the Career Center issued Refunding Certificates of Participation (Series 2019 COPs) to current refund the remaining portion of the Series 2018 Certificates of Participation (principal \$12,325,000; interest rate of 3.45%). Issuance proceeds of \$12,445,000 were used to purchase securities which were placed in an irrevocable trust to provide resources for the debt service payment due on October 15, 2019 when the refunded debt was called. The Series 2018 Certificates of Participation have been defeased and removed from the statement of net position. At June 30, 2020 the remaining balance of the defeased debt was \$12,325,000.

The par value of the Series 2019 refunding issuance was \$12,445,000, with an interest rate of 2.40%.

The reacquisition price exceeded the net carrying amount of the old debt (including unamortized deferred charges and unamortized premiums) by \$21,514. This amount is being netted against the new debt and amortized over the remaining life of the refunded debt, which is equal to the life of the new debt issued. The refunding was undertaken to reduce future debt service payments by \$949,709 resulting in a current economic gain of \$803,853.

Payments related to the Series 2019 COPs refunding are recorded as debt service expenditures in the building fund. Principal payments on the Series 2019 COPs are due each October 15, beginning October 15, 2020, through and including October 15, 2033. Interest payments are due on April 15 and October 15 each year. These amounts are reported as debt service expenditures in the permanent improvement fund. The final maturity stated in the issue is October 15, 2033.

The Series 2019 COPs refunding are not a general obligation of the Career Center and are payable only from appropriations by the Career Center for annual lease payments. The following is a summary of the future debt service requirements to maturity for the Series 2019 COPs refunding:

<u>Fiscal Year</u>	<u>Principal</u>	<u>Interest</u>	<u>Total</u>
2021	\$ 760,000	\$ 289,560	\$ 1,049,560
2022	780,000	271,080	1,051,080
2023	795,000	252,180	1,047,180
2024	815,000	232,860	1,047,860
2025	830,000	213,120	1,043,120
2026 - 2030	4,485,000	751,860	5,236,860
2031 - 2034	<u>3,980,000</u>	<u>193,800</u>	<u>4,173,800</u>
Total	<u>\$ 12,445,000</u>	<u>\$ 2,204,460</u>	<u>\$ 14,649,460</u>

**EHOVE CAREER CENTER
ERIE COUNTY, OHIO**

NOTES TO THE BASIC FINANCIAL STATEMENTS
FOR THE FISCAL YEAR ENDED JUNE 30, 2020

NOTE 9 - LONG-TERM OBLIGATIONS - (Continued)

Compensated Absences: Compensated absences will be paid from the funds from which the employees' salaries are paid, which consists primarily of the general fund and the adult education fund.

Net Pension Liability: The Career Center pays obligations related to employee compensation from the fund benefitting from their service. See Note 12 for more information on the Career Center's net pension liability.

Net OPEB Liability: The Career Center pays obligations related to employee compensation from the fund benefitting from their service. See Note 13 for more information on the Career Center's net OPEB liability.

Legal Debt Margin: The Ohio Revised Code provides that voted net general obligation debt of the Career Center shall never exceed 9% of the total assessed valuation of the Career Center. The code further provides that unvoted indebtedness shall not exceed 1/10 of 1% of the property valuation of the Career Center. The code additionally states that unvoted indebtedness related to energy conservation debt shall not exceed 9/10 of 1% of the property valuation of the Career Center. The assessed valuation used in determining the Career Center's legal debt margin has been modified by House Bill 530, which became effective March 30, 2006. In accordance with House Bill 530, the assessed valuation used in the Career Center's legal debt margin calculation excluded tangible personal property used in business, telephone or telegraph property, interexchange telecommunications company property, and personal property owned or leased by a railroad company and used in railroad operations. The effects of these debt limitations at June 30, 2020, are a voted debt margin of \$341,564,937 and an unvoted debt margin of \$3,795,166.

NOTE 10 - OTHER EMPLOYEE BENEFITS

A. Sick Leave

Each full time professional staff member is entitled to 15 days sick leave with pay for each year under contract and accrues sick leave at the rate of 1¼ days for each calendar month under contract. Sick leave is cumulative to 330 days for both certified and non-certified employees.

B. Service Retirement Benefits

1. Certified employees are eligible for service retirement pay after the Board of Education accepts the employee's resignation. Service retirement pay is 25% of the certified employee's accrued, but unused sick leave days at the time of retirement based on their daily rate times the value of the employee's eligible (82.50 days maximum) accrued, but unused sick leave days. Employees must have at least ten years of total retirement service and at least five years of service with the Career Center to become eligible for the maximum of 82.50 days.
2. Certified employees who retire during the current contract will be paid \$225 for every year of service with the EHOVE Board of Education.
3. Non-certified employees are eligible for service retirement pay after the Board of Education accepts the employee's resignation. Service retirement is 25% of the non-certified employee's accrued, but unused sick leave days at the time of retirement based on their daily rate times the value of the employee's eligible (82.50 days maximum) accrued, but unused sick leave days. Non-certified employees must have ten or more years of public service and at least 5 years of service with the Career Center to become eligible for the maximum of 82.50 days.
4. Non-certified employees who retire during the current contract will be paid \$225 for every year of service with the EHOVE Board of Education.

**EHOVE CAREER CENTER
ERIE COUNTY, OHIO**

NOTES TO THE BASIC FINANCIAL STATEMENTS
FOR THE FISCAL YEAR ENDED JUNE 30, 2020

NOTE 10 - OTHER EMPLOYEE BENEFITS - (Continued)

5. Administration employees, certified, and non-certified non-union staff are eligible for service retirement pay after the Board of Education accepts the employee's resignation. Service retirement is that as set forth in the EHOVE Education Association contract for administrators and as set forth in the Ohio Association of Public School Employees (OAPSE) contract for non-certified employees.

NOTE 11 - RISK MANAGEMENT

A. Comprehensive

The Career Center is exposed to various risks of loss related to torts, theft of, damage to and destruction of assets, errors and omissions, injuries to employees and natural disasters. The Career Center maintains comprehensive insurance coverage with private carriers for general liability, real property, building contents and vehicles. Vehicle policies include liability coverage for bodily injury and property damage. Real property and contents are fully insured. Losses have not exceeded insurance coverage for the last three years and there has been no significant reduction in insurance coverage from last year.

The Career Center is a member of the Huron-Erie School Employees Insurance Association (the "Association"), a public entity risk pool currently operating as a common risk management and health insurance program for 13 member schools. The Career Center pays a monthly premium to this pool for health, prescription drug and dental. The pool agreement provides that the Association will be self-sustaining through member premiums, and the pool purchased stop-loss coverage from private insurance carriers to cover claims in excess of \$250,000 for any employee in a year or to cover aggregate claims in excess of 120% of the prior year's total claims. Individual coverage per person cannot exceed \$1,000,000 in claims during his or her lifetime.

In the event of a withdrawal, the Career Center shall assume and be responsible for payment of all claims of its eligible employees, families and dependents from the effective date of withdrawal, regardless of when such claims were incurred, processed, or presented to the Association, insurance provider, insurance consultant, or any other appropriate or authorized person or representative; provided further, any such claims, which are paid after the effective date of withdrawal by the Association insurance provider or insurance consultant, or charged to such parties, shall be reimbursed in full by any withdrawing member upon demand of the Association.

B. Workers' Compensation Rating Plan

The Career Center participates in a workers' compensation retrospective group rating plan (the "Plan"), an insurance purchasing pool (See Note 2.A.). The intent of the Plan is to achieve the benefit of a reduced premium for the Career Center by virtue of its grouping and representation with other participants in the Plan. Participants in the Plan are placed on tiers according to their loss history. Participants with low loss histories are rewarded with greater savings than participants with higher loss histories. Each participant pays its workers' compensation premium to the State based on the rate for its Plan tier rather than its individual rate. Participation in the Plan is limited to schools that can meet the Plan's selection criteria. The firm of Sheakley Uniservice, Inc. provides administrative, cost control, assistance with safety programs, and actuarial services to the Plan.

**EHOVE CAREER CENTER
ERIE COUNTY, OHIO**

NOTES TO THE BASIC FINANCIAL STATEMENTS
FOR THE FISCAL YEAR ENDED JUNE 30, 2020

NOTE 12 - DEFINED BENEFIT PENSION PLANS

Net Pension Liability

The net pension liability reported on the statement of net position represents a liability to employees for pensions. Pensions are a component of exchange transactions—between an employer and its employees—of salaries and benefits for employee services. Pensions are provided to an employee—on a deferred-payment basis—as part of the total compensation package offered by an employer for employee services each financial period. The obligation to sacrifice resources for pensions is a present obligation because it was created as a result of employment exchanges that already have occurred.

The net pension liability represents the Career Center’s proportionate share of each pension plan’s collective actuarial present value of projected benefit payments attributable to past periods of service, net of each pension plan’s fiduciary net position. The net pension liability calculation is dependent on critical long-term variables, including estimated average life expectancies, earnings on investments, cost of living adjustments and others. While these estimates use the best information available, unknowable future events require adjusting this estimate annually.

The Ohio Revised Code limits the Career Center’s obligation for this liability to annually required payments. The Career Center cannot control benefit terms or the manner in which pensions are financed; however, the Career Center does receive the benefit of employees’ services in exchange for compensation including pension.

GASB 68 assumes the liability is solely the obligation of the employer, because (1) they benefit from employee services; and (2) State statute requires all funding to come from these employers. All contributions to date have come solely from these employers (which also includes costs paid in the form of withholdings from employees). State statute requires the pension plans to amortize unfunded liabilities within 30 years. If the amortization period exceeds 30 years, each pension plan’s board must propose corrective action to the State legislature. Any resulting legislative change to benefits or funding could significantly affect the net pension liability. Resulting adjustments to the net pension liability would be effective when the changes are legally enforceable.

The proportionate share of each plan’s unfunded benefits is presented as a long-term *net pension liability* on the accrual basis of accounting. Any liability for the contractually-required pension contribution outstanding at the end of the year is included in pension and postemployment benefits payable on both the accrual and modified accrual basis of accounting.

Plan Description - Career Center Employees Retirement System (SERS)

Plan Description - The Career Center non-teaching employees participate in SERS, a cost-sharing multiple-employer defined benefit pension plan administered by SERS. SERS provides retirement, disability and survivor benefits, annual cost-of-living adjustments, and death benefits to plan members and beneficiaries. Authority to establish and amend benefits is provided by Ohio Revised Code Chapter 3309. SERS issues a publicly available, stand-alone financial report that includes financial statements, required supplementary information and detailed information about SERS’ fiduciary net position. That report can be obtained by visiting the SERS website at www.ohsers.org under Employers/Audit Resources.

**EHOVE CAREER CENTER
ERIE COUNTY, OHIO**

NOTES TO THE BASIC FINANCIAL STATEMENTS
FOR THE FISCAL YEAR ENDED JUNE 30, 2020

NOTE 12 - DEFINED BENEFIT PENSION PLANS - (Continued)

Age and service requirements for retirement are as follows:

	Eligible to Retire on or before August 1, 2017 *	Eligible to Retire after August 1, 2017
Full benefits	Any age with 30 years of service credit	Age 67 with 10 years of service credit; or Age 57 with 30 years of service credit
Actuarially reduced benefits	Age 60 with 5 years of service credit; or Age 55 with 25 years of service credit	Age 62 with 10 years of service credit; or Age 60 with 25 years of service credit

* Members with 25 years of service credit as of August 1, 2017 will be included in this plan.

Annual retirement benefits are calculated based on final average salary multiplied by a percentage that varies based on years of service; 2.2% for the first thirty years of service and 2.5% for years of service credit over 30. Final average salary is the average of the highest three years of salary.

Effective January 1, 2018, SERS cost-of-living adjustment (COLA) changed from a fixed 3% annual increase to one based on the Consumer Price Index (CPI-W) with a cap of 2.5% and a floor of 0%. SERS also has the authority to award or suspend the COLA, or to adjust the COLA above or below CPI-W. SERS suspended the COLA increases for 2018, 2019 and 2020 for current retirees, and confirmed their intent to implement a four-year waiting period for the state of a COLA for future retirees.

Funding Policy - Plan members are required to contribute 10% of their annual covered salary and the Career Center is required to contribute 14% of annual covered payroll. The contribution requirements of plan members and employers are established and may be amended by the SERS' Retirement Board up to statutory maximum amounts of 10% for plan members and 14% for employers. The Retirement Board, acting with the advice of the actuary, allocates the employer contribution rate among four of the System's funds (Pension Trust Fund, Death Benefit Fund, Medicare B Fund, and Health Care Fund). For the fiscal year ended June 30, 2020, the allocation to pension, death benefits, and Medicare B was 14.0%.

The Career Center's contractually required contribution to SERS was \$424,237 for fiscal year 2020. Of this amount, \$16,871 is reported as pension and postemployment benefits payable.

Plan Description - State Teachers Retirement System (STRS)

Plan Description - Licensed teachers participate in STRS Ohio, a cost-sharing multiple-employer public employee retirement system administered by STRS. STRS provides retirement and disability benefits to members and death and survivor benefits to beneficiaries. STRS issues a stand-alone financial report that includes financial statements, required supplementary information and detailed information about STRS' fiduciary net position. That report can be obtained by writing to STRS, 275 E. Broad St., Columbus, OH 43215-3771, by calling (888) 227-7877, or by visiting the STRS website at www.strsoh.org.

**EHOVE CAREER CENTER
ERIE COUNTY, OHIO**

NOTES TO THE BASIC FINANCIAL STATEMENTS
FOR THE FISCAL YEAR ENDED JUNE 30, 2020

NOTE 12 - DEFINED BENEFIT PENSION PLANS - (Continued)

New members have a choice of three retirement plans; a Defined Benefit (DB) Plan, a Defined Contribution (DC) Plan and a Combined Plan. Benefits are established by Ohio Revised Code Chapter 3307. The DB Plan offers an annual retirement allowance based on final average salary multiplied by a percentage that varies based on years of service. Effective August 1, 2015, the calculation will be 2.2% of final average salary for the five highest years of earnings multiplied by all years of service. Effective July 1, 2017, the cost-of-living adjustment was reduced to zero. Members are eligible to retire at age 60 with five years of qualifying service credit, or age 55 with 28 years of service, or 33 years of service regardless of age. Eligibility changes will be phased in until August 1, 2026, when retirement eligibility for unreduced benefits will be five years of service credit and age 65, or 35 years of service credit and at least age 60.

The DC Plan allows members to place all their member contributions and 9.53% of the 14% employer contributions into an investment account. Investment allocation decisions are determined by the member. The remaining 4.47% of the 14% employer rate is allocated to the defined benefit unfunded liability. A member is eligible to receive a retirement benefit at age 50 and termination of employment. The member may elect to receive a lifetime monthly annuity or a lump sum withdrawal.

The Combined Plan offers features of both the DB Plan and the DC Plan. In the Combined Plan, 12% of the 14% member rate goes to the DC Plan and the remaining 2% is applied to the DB Plan. Member contributions to the DC Plan are allocated among investment choices by the member, and contributions to the DB Plan from the employer and the member are used to fund the defined benefit payment at a reduced level from the regular DB Plan. The defined benefit portion of the Combined Plan payment is payable to a member on or after age 60 with five years of service. The defined contribution portion of the account may be taken as a lump sum payment or converted to a lifetime monthly annuity after termination of employment at age 50 or later.

New members who choose the DC Plan or Combined Plan will have another opportunity to reselect a permanent plan during their fifth year of membership. Members may remain in the same plan or transfer to another STRS plan. The optional annuitization of a member's defined contribution account or the defined contribution portion of a member's Combined Plan account to a lifetime benefit results in STRS bearing the risk of investment gain or loss on the account. STRS has therefore included all three plan options as one defined benefit plan for GASB 68 reporting purposes.

A DB or Combined Plan member with five or more years of credited service who is determined to be disabled may qualify for a disability benefit. Eligible survivors of members who die before service retirement may qualify for monthly benefits. New members on or after July 1, 2013, must have at least ten years of qualifying service credit to apply for disability benefits. Members in the DC Plan who become disabled are entitled only to their account balance. If a member of the DC Plan dies before retirement benefits begin, the member's designated beneficiary is entitled to receive the member's account balance.

Funding Policy - Employer and member contribution rates are established by the State Teachers Retirement Board and limited by Chapter 3307 of the Ohio Revised Code. For fiscal year 2020, plan members were required to contribute 14% of their annual covered salary. The Career Center was required to contribute 14%; the entire 14% was the portion used to fund pension obligations. The fiscal year 2020 contribution rates were equal to the statutory maximum rates.

The Career Center's contractually required contribution to STRS was \$1,041,352 for fiscal year 2020. Of this amount, \$191,562 is reported as pension and postemployment benefits payable.

**EHOVE CAREER CENTER
ERIE COUNTY, OHIO**

NOTES TO THE BASIC FINANCIAL STATEMENTS
FOR THE FISCAL YEAR ENDED JUNE 30, 2020

NOTE 12 - DEFINED BENEFIT PENSION PLANS - (Continued)

Pension Liabilities, Pension Expense, and Deferred Outflows of Resources and Deferred Inflows of Resources Related to Pensions

The net pension liability was measured as of June 30, 2019, and the total pension liability used to calculate the net pension liability was determined by an actuarial valuation as of that date. The Career Center's proportion of the net pension liability was based on the Career Center's share of contributions to the pension plan relative to the projected contributions of all participating entities.

Following is information related to the proportionate share and pension expense:

	<u>SERS</u>	<u>STRS</u>	<u>Total</u>
Proportion of the net pension liability prior measurement date	0.12694260%	0.06740358%	
Proportion of the net pension liability current measurement date	<u>0.08562540%</u>	<u>0.06227147%</u>	
Change in proportionate share	<u>-0.04131720%</u>	<u>-0.00513211%</u>	
Proportionate share of the net pension liability	\$ 5,123,118	\$ 13,770,961	\$ 18,894,079
Pension expense	\$ 651,129	\$ 1,706,307	\$ 2,357,436

At June 30, 2020, the Career Center reported deferred outflows of resources and deferred inflows of resources related to pensions from the following sources:

	<u>SERS</u>	<u>STRS</u>	<u>Total</u>
Deferred outflows of resources			
Differences between expected and actual experience	\$ 129,912	\$ 112,120	\$ 242,032
Changes of assumptions	-	1,617,664	1,617,664
Difference between employer contributions and proportionate share of contributions/ change in proportionate share	413,218	128,008	541,226
Contributions subsequent to the measurement date	<u>424,237</u>	<u>1,041,352</u>	<u>1,465,589</u>
Total deferred outflows of resources	<u>\$ 967,367</u>	<u>\$ 2,899,144</u>	<u>\$ 3,866,511</u>

**EHOVE CAREER CENTER
ERIE COUNTY, OHIO**

NOTES TO THE BASIC FINANCIAL STATEMENTS
FOR THE FISCAL YEAR ENDED JUNE 30, 2020

NOTE 12 - DEFINED BENEFIT PENSION PLANS - (Continued)

	<u>SERS</u>	<u>STRS</u>	<u>Total</u>
Deferred inflows of resources			
Differences between expected and actual experience	\$ -	\$ 59,611	\$ 59,611
Net difference between projected and actual earnings on pension plan investments	65,759	673,045	738,804
Difference between employer contributions and proportionate share of contributions/ change in proportionate share	<u>1,347,743</u>	<u>889,397</u>	<u>2,237,140</u>
Total deferred inflows of resources	<u>\$ 1,413,502</u>	<u>\$ 1,622,053</u>	<u>\$ 3,035,555</u>

\$1,465,589 reported as deferred outflows of resources related to pension resulting from Career Center contributions subsequent to the measurement date will be recognized as a reduction of the net pension liability in the year ending June 30, 2021.

Other amounts reported as deferred outflows of resources and deferred inflows of resources related to pension will be recognized in pension expense as follows:

	<u>SERS</u>	<u>STRS</u>	<u>Total</u>
Fiscal Year Ending June 30:			
2021	\$ (348,527)	\$ 669,019	\$ 320,492
2022	(554,764)	(32,247)	(587,011)
2023	(4,375)	(270,428)	(274,803)
2024	<u>37,294</u>	<u>(130,605)</u>	<u>(93,311)</u>
Total	<u>\$ (870,372)</u>	<u>\$ 235,739</u>	<u>\$ (634,633)</u>

Actuarial Assumptions - SERS

SERS' total pension liability was determined by their actuaries in accordance with GASB Statement No. 67, as part of their annual actuarial valuation for each defined benefit retirement plan. Actuarial valuations of an ongoing plan involve estimates of the value of reported amounts (e.g., salaries, credited service) and assumptions about the probability of occurrence of events far into the future (e.g., mortality, disabilities, retirements, employment termination). Actuarially determined amounts are subject to continual review and potential modifications, as actual results are compared with past expectations and new estimates are made about the future.

Projections of benefits for financial reporting purposes are based on the substantive plan (the plan as understood by the employers and plan members) and include the types of benefits provided at the time of each valuation and the historical pattern of sharing benefit costs between the employers and plan members to that point. The projection of benefits for financial reporting purposes does not explicitly incorporate the potential effects of legal or contractual funding limitations.

**EHOVE CAREER CENTER
ERIE COUNTY, OHIO**

NOTES TO THE BASIC FINANCIAL STATEMENTS
FOR THE FISCAL YEAR ENDED JUNE 30, 2020

NOTE 12 - DEFINED BENEFIT PENSION PLANS - (Continued)

Actuarial calculations reflect a long-term perspective. For a newly hired employee, actuarial calculations will take into account the employee’s entire career with the employer and also take into consideration the benefits, if any, paid to the employee after termination of employment until the death of the employee and any applicable contingent annuitant. In many cases actuarial calculations reflect several decades of service with the employer and the payment of benefits after termination.

Key methods and assumptions used in calculating the total pension liability in the latest actuarial valuation, prepared as of June 30, 2019, are presented below:

Wage inflation	3.00%
Future salary increases, including inflation	3.50% to 18.20%
COLA or ad hoc COLA	2.50%
Investment rate of return	7.50% net of investments expense, including inflation
Actuarial cost method	Entry age normal (level percent of payroll)

For 2019, the mortality rates were based on the RP-2014 Blue Collar Mortality Table with fully generational projection and a five-year age set-back for both males and females. Mortality among service retired members, and beneficiaries were based upon the RP-2014 Blue Collar Mortality Table with fully generational projection with Scale BB, 120% of male rates, and 110% of female rates. Mortality among disabled members was based upon the RP-2000 Disabled Mortality Table, 90% for male rates and 100% for female rates, set back five years is used for the period after disability retirement.

The most recent experience study was completed for the five year period ended June 30, 2015.

The long-term return expectation for the Pension Plan Investments has been determined using a building-block approach and assumes a time horizon, as defined in SERS’ *Statement of Investment Policy*. A forecasted rate of inflation serves as the baseline for the return expectation. Various real return premiums over the baseline inflation rate have been established for each asset class. The long-term expected nominal rate of return has been determined by calculating a weighted average of the expected real return premiums for each asset class, adding the projected inflation rate, and adding the expected return from rebalancing uncorrelated asset classes.

The target allocation and best estimates of arithmetic real rates of return for each major assets class are summarized in the following table:

Asset Class	Target Allocation	Long-Term Expected Real Rate of Return
Cash	1.00 %	0.50 %
US Equity	22.50	4.75
International Equity	22.50	7.00
Fixed Income	19.00	1.50
Private Equity	10.00	8.00
Real Assets	15.00	5.00
Multi-Asset Strategies	10.00	3.00
Total	<u>100.00 %</u>	

**EHOVE CAREER CENTER
ERIE COUNTY, OHIO**

NOTES TO THE BASIC FINANCIAL STATEMENTS
FOR THE FISCAL YEAR ENDED JUNE 30, 2020

NOTE 12 - DEFINED BENEFIT PENSION PLANS - (Continued)

Discount Rate - The total pension liability was calculated using the discount rate of 7.50%. The projection of cash flows used to determine the discount rate assumed the contributions from employers and from the members would be computed based on contribution requirements as stipulated by State statute. Projected inflows from investment earning were calculated using the long-term assumed investment rate of return (7.50%). Based on those assumptions, the plan's fiduciary net position was projected to be available to make all future benefit payments of current plan members. Therefore, the long-term expected rate of return on pension plan investments was applied to all periods of projected benefits to determine the total pension liability.

Sensitivity of the Career Center's Proportionate Share of the Net Pension Liability to Changes in the Discount Rate - Net pension liability is sensitive to changes in the discount rate, and to illustrate the potential impact the following table presents the net pension liability calculated using the discount rate of 7.50%, as well as what each plan's net pension liability would be if it were calculated using a discount rate that is one percentage point lower (6.50%), or one percentage point higher (8.50%) than the current rate.

	1% Decrease	Current Discount Rate	1% Increase
Career Center's proportionate share of the net pension liability	\$ 7,179,320	\$ 5,123,118	\$ 3,398,735

Actuarial Assumptions - STRS

Key methods and assumptions used in the latest actuarial valuation, reflecting experience study results used in the July 1, 2019, actuarial valuation are presented below:

	July 1, 2019
Inflation	2.50%
Projected salary increases	12.50% at age 20 to 2.50% at age 65
Investment rate of return	7.45%, net of investment expenses, including inflation
Payroll increases	3.00%
Cost-of-living adjustments (COLA)	0.00%

For the July 1, 2019, actuarial valuation, post-retirement mortality rates for healthy retirees are based on the RP-2014 Annuitant Mortality Table with 50% of rates through age 69, 70% of rates between ages 70 and 79, 90% of rates between ages 80 and 84, and 100% of rates thereafter, projected forward generationally using mortality improvement scale MP-2016. Post-retirement disabled mortality rates are based on the RP-2014 Disabled Mortality Table with 90% of rates for males and 100% of rates for females, projected forward generationally using mortality improvement scale MP-2016. Pre-retirement mortality rates are based on RP-2014 Employee Mortality Table, projected forward generationally using mortality improvement scale MP-2016.

**EHOVE CAREER CENTER
ERIE COUNTY, OHIO**

NOTES TO THE BASIC FINANCIAL STATEMENTS
FOR THE FISCAL YEAR ENDED JUNE 30, 2020

NOTE 12 - DEFINED BENEFIT PENSION PLANS - (Continued)

Actuarial assumptions used in the July 1, 2019 valuation are based on the results of an actuarial experience study for the period July 1, 2011 through June 30, 2016.

STRS Ohio's investment consultant develops an estimate range for the investment return assumption based on the target allocation adopted by the Retirement Board. The target allocation and long-term expected rate of return for each major asset class are summarized as follows:

Asset Class	Target Allocation*	Long-Term Expected Real Rate of Return **
Domestic Equity	28.00 %	7.35 %
International Equity	23.00	7.55
Alternatives	17.00	7.09
Fixed Income	21.00	3.00
Real Estate	10.00	6.00
Liquidity Reserves	1.00	2.25
Total	<u>100.00 %</u>	

*Target weights will be phased in over a 24-month period concluding on July 1, 2019.

**10-Year geometric nominal returns, which include the real rate of return and inflation of 2.25% and does not include investment expenses. Over a 30-year period, STRS' investment consultant indicates that the above target allocations should generate a return above the actuarial rate of return, without net value added by management.

Discount Rate - The discount rate used to measure the total pension liability was 7.45% as of June 30, 2019. The projection of cash flows used to determine the discount rate assumes member and employer contributions will be made at the statutory contribution rates in accordance with rate increases described above. For this purpose, only employer contributions that are intended to fund benefits of current plan members and their beneficiaries are included. Projected employer contributions that are intended to fund the service costs of future plan members and their beneficiaries, as well as projected contributions from future plan members, are not included. Based on those assumptions, STRS' fiduciary net position was projected to be available to make all projected future benefit payments to current plan members as of June 30, 2019. Therefore, the long-term expected rate of return on pension plan investments of 7.45% was applied to all periods of projected benefit payment to determine the total pension liability as of June 30, 2019.

Sensitivity of the Career Center's Proportionate Share of the Net Pension Liability to Changes in the Discount Rate - The following table presents the Career Center's proportionate share of the net pension liability calculated using the current period discount rate assumption of 7.45%, as well as what the Career Center's proportionate share of the net pension liability would be if it were calculated using a discount rate that is one-percentage-point lower (6.45%) or one-percentage-point higher (8.45%) than the current rate:

	1% Decrease	Current Discount Rate	1% Increase
Career Center's proportionate share of the net pension liability	\$ 20,124,726	\$ 13,770,961	\$ 8,392,174

**EHOVE CAREER CENTER
ERIE COUNTY, OHIO**

NOTES TO THE BASIC FINANCIAL STATEMENTS
FOR THE FISCAL YEAR ENDED JUNE 30, 2020

NOTE 13 - DEFINED BENEFIT OPEB PLANS

Net OPEB Liability/Asset

The net OPEB liability/asset reported on the statement of net position represents a liability/asset to employees for OPEB. OPEB is a component of exchange transactions—between an employer and its employees—of salaries and benefits for employee services. OPEB are provided to an employee—on a deferred-payment basis—as part of the total compensation package offered by an employer for employee services each financial period. The obligation to sacrifice resources for OPEB is a present obligation because it was created as a result of employment exchanges that already have occurred.

The net OPEB liability/asset represents the Career Center's proportionate share of each OPEB plan's collective actuarial present value of projected benefit payments attributable to past periods of service, net of each OPEB plan's fiduciary net position. The net OPEB liability/asset calculation is dependent on critical long-term variables, including estimated average life expectancies, earnings on investments, cost of living adjustments and others. While these estimates use the best information available, unknowable future events require adjusting these estimates annually.

The Ohio Revised Code limits the Career Center's obligation for this liability to annually required payments. The Career Center cannot control benefit terms or the manner in which OPEB are financed; however, the Career Center does receive the benefit of employees' services in exchange for compensation including OPEB.

GASB 75 assumes the liability is solely the obligation of the employer, because they benefit from employee services. OPEB contributions come from these employers and health care plan enrollees which pay a portion of the health care costs in the form of a monthly premium. The Ohio Revised Code permits, but does not require, the retirement systems to provide healthcare to eligible benefit recipients. Any change to benefits or funding could significantly affect the net OPEB liability/asset. Resulting adjustments to the net OPEB liability/asset would be effective when the changes are legally enforceable. The retirement systems may allocate a portion of the employer contributions to provide for these OPEB benefits.

The proportionate share of each plan's unfunded/funded benefits is presented as a long-term *net OPEB liability* or *net OPEB asset* on the accrual basis of accounting. Any liability for the contractually-required OPEB contribution outstanding at the end of the year is included in pension and postemployment benefits payable on both the accrual and modified accrual basis of accounting.

Plan Description - Career Center Employees Retirement System (SERS)

Health Care Plan Description - The Career Center contributes to the SERS Health Care Fund, administered by SERS for non-certificated retirees and their beneficiaries. For GASB 75 purposes, this plan is considered a cost-sharing other postemployment benefit (OPEB) plan. SERS' Health Care Plan provides healthcare benefits to eligible individuals receiving retirement, disability, and survivor benefits, and to their eligible dependents. Members who retire after June 1, 1986, need 10 years of service credit, exclusive of most types of purchased credit, to qualify to participate in SERS' health care coverage. In addition to age and service retirees, disability benefit recipients and beneficiaries who are receiving monthly benefits due to the death of a member or retiree, are eligible for SERS' health care coverage. Most retirees and dependents choosing SERS' health care coverage are over the age of 65 and therefore enrolled in a fully insured Medicare Advantage plan; however, SERS maintains a traditional, self-insured preferred provider organization for its non-Medicare retiree population. For both groups, SERS offers a self-insured prescription drug program. Health care is a benefit that is permitted, not mandated, by statute. The financial report of the Plan is included in the SERS Comprehensive Annual Financial Report which can be obtained on SERS' website at www.ohsers.org under Employers/Audit Resources.

**EHOVE CAREER CENTER
ERIE COUNTY, OHIO**

NOTES TO THE BASIC FINANCIAL STATEMENTS
FOR THE FISCAL YEAR ENDED JUNE 30, 2020

NOTE 13 - DEFINED BENEFIT OPEB PLANS - (Continued)

Access to health care for retirees and beneficiaries is permitted in accordance with Section 3309 of the Ohio Revised Code. The Health Care Fund was established and is administered in accordance with Internal Revenue Code Section 105(e). SERS' Retirement Board reserves the right to change or discontinue any health plan or program. Active employee members do not contribute to the Health Care Plan. The SERS Retirement Board established the rules for the premiums paid by the retirees for health care coverage for themselves and their dependents or for their surviving beneficiaries. Premiums vary depending on the plan selected, qualified years of service, Medicare eligibility, and retirement status.

Funding Policy - State statute permits SERS to fund the health care benefits through employer contributions. Each year, after the allocation for statutorily required pensions and benefits, the Retirement Board may allocate the remainder of the employer contribution of 14% of covered payroll to the Health Care Fund in accordance with the funding policy. For the fiscal year ended June 30, 2020, SERS did not allocate any employer contributions to post-employment health care. An additional health care surcharge on employers is collected for employees earning less than an actuarially determined minimum compensation amount, prorated if less than a full year of service credit was earned. For fiscal year 2020, this amount was \$19,600. Statutes provide that no employer shall pay a health care surcharge greater than 2% of that employer's SERS-covered payroll; nor may SERS collect in aggregate more than 1.5% of the total statewide SERS-covered payroll for the health care surcharge. For fiscal year 2020, the Career Center's surcharge obligation was \$13,121.

The surcharge added to the allocated portion of the 14% employer contribution rate is the total amount assigned to the Health Care Fund. The Career Center's contractually required contribution to SERS was \$13,121 for fiscal year 2020. Of this amount, \$13,121 is reported as pension and postemployment benefits payable.

Plan Description - State Teachers Retirement System (STRS)

Plan Description – The State Teachers Retirement System of Ohio (STRS) administers a cost-sharing Health Plan administered for eligible retirees who participated in the defined benefit or combined pension plans offered by STRS. Ohio law authorizes STRS to offer this plan. Benefits include hospitalization, physicians' fees, prescription drugs and partial reimbursement of monthly Medicare Part B premiums. Medicare Part B premium reimbursements will be discontinued effective January 1, 2021. The Plan is included in the report of STRS which can be obtained by visiting www.strsoh.org or by calling (888) 227-7877.

Funding Policy – Ohio Revised Code Chapter 3307 authorizes STRS to offer the Plan and gives the Retirement Board discretionary authority over how much, if any, of the health care costs will be absorbed by STRS. Active employee members do not contribute to the Health Care Plan. Nearly all health care plan enrollees, for the most recent year, pay a portion of the health care costs in the form of a monthly premium. Under Ohio law, funding for post-employment health care may be deducted from employer contributions, currently 14% of covered payroll. For the fiscal year ended June 30, 2020, STRS did not allocate any employer contributions to post-employment health care.

OPEB Liabilities/Assets, OPEB Expense, and Deferred Outflows of Resources and Deferred Inflows of Resources Related to OPEB

The net OPEB liability/asset was measured as of June 30, 2019, and the total OPEB liability/asset used to calculate the net OPEB liability/asset was determined by an actuarial valuation as of that date. The Career Center's proportion of the net OPEB liability/asset was based on the Career Center's share of contributions to the respective retirement systems relative to the contributions of all participating entities.

**EHOVE CAREER CENTER
ERIE COUNTY, OHIO**

NOTES TO THE BASIC FINANCIAL STATEMENTS
FOR THE FISCAL YEAR ENDED JUNE 30, 2020

NOTE 13 - DEFINED BENEFIT OPEB PLANS - (Continued)

Following is information related to the proportionate share and OPEB expense:

	<u>SERS</u>	<u>STRS</u>	<u>Total</u>
Proportion of the net OPEB liability/asset prior measurement date	0.11940860%	0.06740358%	
Proportion of the net OPEB liability/asset current measurement date	<u>0.08196310%</u>	<u>0.06227147%</u>	
Change in proportionate share	<u>-0.03744550%</u>	<u>-0.00513211%</u>	
Proportionate share of the net OPEB liability	\$ 2,061,200	\$ -	\$ 2,061,200
Proportionate share of the net OPEB asset	\$ -	\$ 1,031,365	\$ 1,031,365
OPEB expense	\$ 2,023	\$ (316,112)	\$ (314,089)

At June 30, 2020, the Career Center reported deferred outflows of resources and deferred inflows of resources related to OPEB from the following sources:

	<u>SERS</u>	<u>STRS</u>	<u>Total</u>
Deferred outflows of resources			
Differences between expected and actual experience	\$ 30,257	\$ 93,502	\$ 123,759
Net difference between projected and actual earnings on OPEB plan investments	4,947	-	4,947
Changes of assumptions	150,547	21,679	172,226
Difference between employer contributions and proportionate share of contributions/change in proportionate share	639,816	42,421	682,237
Contributions subsequent to the measurement date	<u>13,121</u>	<u>-</u>	<u>13,121</u>
Total deferred outflows of resources	<u>\$ 838,688</u>	<u>\$ 157,602</u>	<u>\$ 996,290</u>
	<u>SERS</u>	<u>STRS</u>	<u>Total</u>
Deferred inflows of resources			
Differences between expected and actual experience	\$ 452,832	\$ 52,471	\$ 505,303
Net difference between projected and actual earnings on OPEB plan investments	-	64,777	64,777
Changes of assumptions	115,501	1,130,772	1,246,273
Difference between employer contributions and proportionate share of contributions/change in proportionate share	<u>994,044</u>	<u>39,931</u>	<u>1,033,975</u>
Total deferred inflows of resources	<u>\$ 1,562,377</u>	<u>\$ 1,287,951</u>	<u>\$ 2,850,328</u>

**EHOVE CAREER CENTER
ERIE COUNTY, OHIO**

NOTES TO THE BASIC FINANCIAL STATEMENTS
FOR THE FISCAL YEAR ENDED JUNE 30, 2020

NOTE 13 - DEFINED BENEFIT OPEB PLANS - (Continued)

\$13,121 reported as deferred outflows of resources related to OPEB resulting from Career Center contributions subsequent to the measurement date will be recognized as a reduction of the net OPEB liability/asset in the year ending June 30, 2021. Other amounts reported as deferred outflows of resources and deferred inflows of resources related to OPEB will be recognized in OPEB expense as follows:

	SERS	STRS	Total
Fiscal Year Ending June 30:			
2021	\$ (174,986)	\$ (246,542)	\$ (421,528)
2022	(92,667)	(246,541)	(339,208)
2023	(91,216)	(220,580)	(311,796)
2024	(91,451)	(211,473)	(302,924)
2025	(175,118)	(203,249)	(378,367)
Thereafter	(111,372)	(1,964)	(113,336)
Total	\$ (736,810)	\$ (1,130,349)	\$ (1,867,159)

Actuarial Assumptions - SERS

The total OPEB liability is determined by SERS' actuaries in accordance with GASB Statement No. 74, as part of their annual actuarial valuation for each retirement plan. Actuarial valuations of an ongoing plan involve estimates of the value of reported amounts (e.g., salaries, credited service) and assumptions about the probability of occurrence of events far into the future (e.g., mortality, disabilities, retirements, employment terminations). Actuarially determined amounts are subject to continual review and potential modifications, as actual results are compared with past expectations and new estimates are made about the future.

Projections of benefits for financial reporting purposes are based on the substantive plan (the plan as understood by the employers and plan members) and include the types of benefits provided at the time of each valuation and the historical pattern of sharing benefit costs between the employers and plan members to that point. The projection of benefits for financial reporting purposes does not explicitly incorporate the potential effects of legal or contractual funding limitations.

Actuarial calculations reflect a long-term perspective. For a newly hired employee, actuarial calculations will take into account the employee's entire career with the employer and also take into consideration the benefits, if any, paid to the employee after termination of employment until the death of the employee and any applicable contingent annuitant. In many cases, actuarial calculations reflect several decades of service with the employer and the payment of benefits after termination.

**EHOVE CAREER CENTER
ERIE COUNTY, OHIO**

NOTES TO THE BASIC FINANCIAL STATEMENTS
FOR THE FISCAL YEAR ENDED JUNE 30, 2020

NOTE 13 - DEFINED BENEFIT OPEB PLANS - (Continued)

Key methods and assumptions used in calculating the total OPEB liability in the latest actuarial valuation date of June 30, 2019 are presented below:

Wage inflation	3.00%
Future salary increases, including inflation	3.50% to 18.20%
Investment rate of return	7.50% net of investments expense, including inflation
Municipal bond index rate:	
Measurement date	3.13%
Prior measurement date	3.62%
Single equivalent interest rate, net of plan investment expense, including price inflation:	
Measurement date	3.22%
Prior measurement date	3.70%
Medical trend assumption:	
Measurement date	
Medicare	5.25 to 4.75%
Pre-Medicare	7.00 to 4.75%
Prior measurement date	
Medicare	5.375 to 4.75%
Pre-Medicare	7.25 to 4.75%

Mortality rates were based on the RP-2014 Blue Collar Mortality Table with fully generational projection and Scale BB, 120% of male rates and 110% of female rates. RP-2000 Disabled Mortality Table with 90% for male rates and 100% for female rates set back five years.

The most recent experience study was completed for the five year period ended June 30, 2015.

The long-term expected rate of return on plan assets is reviewed as part of the actuarial five-year experience study. The most recent study covers fiscal years 2010 through 2015, and was adopted by the Board on April 21, 2016. Several factors are considered in evaluating the long-term rate of return assumption including long-term historical data, estimates inherent in current market data, and a log-normal distribution analysis in which best-estimate ranges of expected future real rates of return were developed by the investment consultant for each major asset class. These ranges were combined to produce the long-term expected rate of return, 7.50%, by weighting the expected future real rates of return by the target asset allocation percentage and then adding expected inflation. The capital market assumptions developed by the investment consultant are intended for use over a 10-year horizon and may not be useful in setting the long-term rate of return for funding pension plans which covers a longer timeframe. The assumption is intended to be a long-term assumption and is not expected to change absent a significant change in the asset allocation, a change in the inflation assumption, or a fundamental change in the market that alters expected returns in future years.

**EHOVE CAREER CENTER
ERIE COUNTY, OHIO**

NOTES TO THE BASIC FINANCIAL STATEMENTS
FOR THE FISCAL YEAR ENDED JUNE 30, 2020

NOTE 13 - DEFINED BENEFIT OPEB PLANS - (Continued)

The target asset allocation and best estimates of arithmetic real rates of return for each major asset class, as used in the June 30, 2015 five-year experience study, are summarized as follows:

Asset Class	Target Allocation	Long-Term Expected Real Rate of Return
Cash	1.00 %	0.50 %
US Equity	22.50	4.75
International Equity	22.50	7.00
Fixed Income	19.00	1.50
Private Equity	10.00	8.00
Real Assets	15.00	5.00
Multi-Asset Strategies	10.00	3.00
Total	<u>100.00 %</u>	

Discount Rate - The discount rate used to measure the total OPEB liability at June 30, 2019 was 3.22%. The discount rate used to measure total OPEB liability prior to June 30, 2019 was 3.70%. The projection of cash flows used to determine the discount rate assumed that contributions will be made from members and the System at the state statute contribution rate of 2.00% of projected covered employee payroll each year, which includes a 1.50% payroll surcharge and 0.50% of contributions from the basic benefits plan. Based on these assumptions, the OPEB plan's fiduciary net position was projected to become insufficient to make future benefit payments during the fiscal year ending June 30, 2025. Therefore, the long-term expected rate of return on OPEB plan assets was used to present value the projected benefit payments through the fiscal year ending June 30, 2024 and the Fidelity General Obligation 20-year Municipal Bond Index rate of 3.13%, as of June 30, 2019 (i.e. municipal bond rate), was used to present value the projected benefit payments for the remaining years in the projection. A municipal bond rate of 3.62% was used as of June 30, 2018. The total present value of projected benefit payments from all years was then used to determine the single rate of return that was used as the discount rate. The projection of future benefit payments for all current plan members was until the benefit payments ran out.

Sensitivity of the Career Center's Proportionate Share of the Net OPEB Liability to Changes in the Discount Rate and Changes in the Health Care Cost Trend Rates - The net OPEB liability is sensitive to changes in the discount rate and the health care cost trend rate. The following table presents the net OPEB liability of SERS, what SERS' net OPEB liability would be if it were calculated using a discount rate that is 1 percentage point lower (2.22%) and higher (4.22%) than the current discount rate (3.22%). Also shown is what SERS' net OPEB liability would be based on health care cost trend rates that are 1 percentage point lower (6.00% decreasing to 3.75%) and higher (8.00% decreasing to 5.75%) than the current rate.

	1% Decrease	Current Discount Rate	1% Increase
Career Center's proportionate share of the net OPEB liability	\$ 2,501,905	\$ 2,061,200	\$ 1,710,787
	1% Decrease	Current Trend Rate	1% Increase
Career Center's proportionate share of the net OPEB liability	\$ 1,651,438	\$ 2,061,200	\$ 2,604,853

**EHOVE CAREER CENTER
ERIE COUNTY, OHIO**

NOTES TO THE BASIC FINANCIAL STATEMENTS
FOR THE FISCAL YEAR ENDED JUNE 30, 2020

NOTE 13 - DEFINED BENEFIT OPEB PLANS - (Continued)

Actuarial Assumptions - STRS

Key methods and assumptions used in the latest actuarial valuation, reflecting experience study results used in the July 1, 2019, actuarial valuation, compared with July 1, 2018, are presented below:

	July 1, 2019		July 1, 2018	
	Initial	Ultimate	Initial	Ultimate
Inflation	2.50%		2.50%	
Projected salary increases	12.50% at age 20 to 2.50% at age 65		12.50% at age 20 to 2.50% at age 65	
Investment rate of return	7.45%, net of investment expenses, including inflation		7.45%, net of investment expenses, including inflation	
Payroll increases	3.00%		3.00%	
Cost-of-living adjustments (COLA)	0.00%		0.00%	
Discounted rate of return	7.45%		7.45%	
Blended discount rate of return	N/A		N/A	
Health care cost trends				
	Initial	Ultimate	Initial	Ultimate
Medical				
Pre-Medicare	5.87%	4.00%	6.00%	4.00%
Medicare	4.93%	4.00%	5.00%	4.00%
Prescription Drug				
Pre-Medicare	7.73%	4.00%	8.00%	4.00%
Medicare	9.62%	4.00%	-5.23%	4.00%

Projections of benefits include the historical pattern of sharing benefit costs between the employers and retired plan members.

For healthy retirees the mortality rates are based on the RP-2014 Annuitant Mortality Table with 50% of rates through age 69, 70% of rates between ages 70 and 79, 90% of rates between ages 80 and 84, and 100% of rates thereafter, projected forward generationally using mortality improvement scale MP-2016. For disabled retirees, mortality rates are based on the RP-2014 Disabled Mortality Table with 90% of rates for males and 100% of rates for females, projected forward generationally using mortality improvement scale MP-2016.

Actuarial assumptions used in the June 30, 2019 valuation are based on the results of an actuarial experience study for the period July 1, 2011 through June 30, 2016.

Assumption Changes Since the Prior Measurement Date - There were no changes in assumptions since the prior measurement date of June 30, 2018.

Benefit Term Changes Since the Prior Measurement Date - There was no change to the claims costs process. Claim curves were trended to the fiscal year ending June 30, 2020 to reflect the current price renewals. The non-Medicare subsidy percentage was increased effective January 1, 2020 from 1.944% to 1.984% per year of service. The non-Medicare frozen subsidy base premium was increased effective January 1, 2020. The Medicare subsidy percentages were adjusted effective January 1, 2021 to 2.1% for the Medicare plan. The Medicare Part B monthly reimbursement elimination date was postponed to January 1, 2021.

**EHOVE CAREER CENTER
ERIE COUNTY, OHIO**

NOTES TO THE BASIC FINANCIAL STATEMENTS
FOR THE FISCAL YEAR ENDED JUNE 30, 2020

NOTE 13 - DEFINED BENEFIT OPEB PLANS - (Continued)

STRS' investment consultant develops an estimate range for the investment return assumption based on the target allocation adopted by the Retirement Board. The target allocation and long-term expected rate of return for each major asset class are summarized as follows:

<u>Asset Class</u>	<u>Target Allocation*</u>	<u>Long-Term Expected Real Rate of Return **</u>
Domestic Equity	28.00 %	7.35 %
International Equity	23.00	7.55
Alternatives	17.00	7.09
Fixed Income	21.00	3.00
Real Estate	10.00	6.00
Liquidity Reserves	<u>1.00</u>	2.25
Total	<u><u>100.00 %</u></u>	

* Target weights will be phased in over a 24-month period concluding on July 1, 2019.

**10-Year geometric nominal returns, which include the real rate of return and inflation of 2.25% and does not include investment expenses. Over a 30-year period, STRS' investment consultant indicates that the above target allocations should generate a return above the actuarial rate of return, without net value added by management.

Discount Rate - The discount rate used to measure the total OPEB asset was 7.45% as of June 30, 2019. The projection of cash flows used to determine the discount rate assumes STRS Ohio continues to allocate no employer contributions to the health care fund. Based on these assumptions, the OPEB plan's fiduciary net position was projected to be available to make all projected future benefit payments to current plan members. Therefore, the long-term expected rate of return on health care plan investments of 7.45% was used to measure the total OPEB asset as of June 30, 2019.

Sensitivity of the Career Center's Proportionate Share of the Net OPEB Asset to Changes in the Discount and Health Care Cost Trend Rate - The following table represents the net OPEB asset as of June 30, 2019, calculated using the current period discount rate assumption of 7.45%, as well as what the net OPEB asset would be if it were calculated using a discount rate that is one percentage point lower (6.45%) or one percentage point higher (8.45%) than the current assumption. Also shown is the net OPEB asset as if it were calculated using health care cost trend rates that are one percentage point lower or one percentage point higher than the current health care cost trend rates.

	<u>1% Decrease</u>	<u>Current Discount Rate</u>	<u>1% Increase</u>
	Career Center's proportionate share of the net OPEB asset	\$ 880,065	\$ 1,031,365

	<u>1% Decrease</u>	<u>Current Trend Rate</u>	<u>1% Increase</u>
	Career Center's proportionate share of the net OPEB asset	\$ 1,169,520	\$ 1,031,365

**EHOVE CAREER CENTER
ERIE COUNTY, OHIO**

NOTES TO THE BASIC FINANCIAL STATEMENTS
FOR THE FISCAL YEAR ENDED JUNE 30, 2020

NOTE 14 - BUDGETARY BASIS OF ACCOUNTING

While reporting financial position, results of operations, and changes in fund balance on the basis of accounting principles generally accepted in the United States of America (GAAP), the budgetary basis as provided by law is based upon accounting for certain transactions on a basis of cash receipts, disbursements and encumbrances.

The statements of revenues, expenditures and changes in fund balance - budget and actual (non-GAAP budgetary basis) presented for the general fund and the adult education fund are presented on the budgetary basis to provide a meaningful comparison of actual results with the budget. The major differences between the budget basis and the GAAP basis are that:

- (a) Revenues and other financing sources are recorded when received in cash (budget basis) as opposed to when susceptible to accrual (GAAP basis);
- (b) Expenditures and other financing uses are recorded when paid in cash (budget basis) as opposed to when the liability is incurred (GAAP basis);
- (c) In order to determine compliance with Ohio law, and to reserve that portion of the applicable appropriation, total outstanding encumbrances (budget basis) are recorded as the equivalent of an expenditure, as opposed to assigned or committed fund balance for that portion of outstanding encumbrances not already recognized as an account payable (GAAP basis);
- (d) Advances-in and advances-out are operating transactions (budget basis) as opposed to balance sheet transactions (GAAP basis);
- (e) Investments are reported at fair value (GAAP basis) rather than cost (budget basis); and,
- (f) Some funds are included in the general fund (GAAP basis), but have separate legally adopted budgets (budget basis).

The adjustments necessary to convert the results of operations for the year on the budget basis to the GAAP basis for the general fund and the adult education fund are as follows:

Net Change in Fund Balance

	<u>General</u>	<u>Adult Education</u>
Budget basis	\$ (168,054)	\$ 87,208
Net adjustment for revenue accruals	51,029	11,895
Net adjustment for expenditure accruals	103,966	3,559
Net adjustment for other sources/uses	(29,698)	-
Funds budgeted elsewhere	86,243	-
Adjustment for encumbrances	364,705	22,149
GAAP basis	\$ 408,191	\$ 124,811

Certain funds that are legally budgeted in separate Career Center fund classifications are considered part of the general fund on a GAAP basis. This includes the special trust fund, uniform school supplies fund, special rotary fund, and termination benefits fund.

**EHOVE CAREER CENTER
ERIE COUNTY, OHIO**

NOTES TO THE BASIC FINANCIAL STATEMENTS
FOR THE FISCAL YEAR ENDED JUNE 30, 2020

NOTE 15 - CONTINGENCIES

A. Grants

The Career Center receives significant financial assistance from numerous federal, State and local agencies in the form of grants. The disbursement of funds received under these programs generally requires compliance with terms and conditions specified in the grant agreements and are subject to audit by the grantor agencies. Any disallowed claims resulting from such audits could become a liability of the Career Center. However, in the opinion of management, any such disallowed claims will not have a material effect on the financial position of the Career Center.

B. Litigation

The Career Center is involved in no material litigation as either plaintiff or defendant.

NOTE 16 - SET-ASIDES

The Career Center is required by State law to annually set-aside certain general fund revenue amounts, as defined by statutory formula, for the acquisition and construction of capital improvements. Amounts not spent by the end of the fiscal year or offset by similarly restricted resources received during the year must be held in cash at fiscal year-end. This amount must be carried forward to be used for the same purpose in future years. Expenditures and other applicable offsets exceeding the set-aside requirement may not be carried forward to the next fiscal year.

The following cash basis information describes the change in the fiscal year-end set-aside amount for capital improvements. Disclosure of this information is required by State statute.

	Capital Improvements
Set-aside balance June 30, 2019	\$ -
Current year set-aside requirement	150,317
Current year qualifying expenditures	(400,465)
Current year offsets	(2,502,476)
Total	\$ (2,752,624)
Balance carried forward to fiscal year 2021	\$ -
Set-aside balance June 30, 2020	\$ -

**EHOVE CAREER CENTER
ERIE COUNTY, OHIO**

NOTES TO THE BASIC FINANCIAL STATEMENTS
FOR THE FISCAL YEAR ENDED JUNE 30, 2020

NOTE 17 - OTHER COMMITMENTS

The Career Center utilizes encumbrance accounting as part of its budgetary controls. Encumbrances outstanding at year end may be reported as part of restricted, committed, or assigned classifications of fund balance. At year end, the Career Center’s commitments for encumbrances (less amounts already recorded in payables) in the governmental funds were as follows:

Fund	Year-End Encumbrances
General	\$ 335,354
Adult education	21,166
Permanent improvement	144,253
Building	720,900
Nonmajor governmental funds	15,174
Total	\$ 1,236,847

NOTE 18 - TAX ABATEMENTS ENTERED INTO BY OTHER GOVERNMENTS

Other governments entered into property tax abatement agreements with property and business owners under Enterprise Zone Agreements (“EZAs”) and the Ohio Community Reinvestment Area (“CRA”) program with the taxing districts of the Career Center. The EZAs and CRA program are directive incentive tax exemption programs benefiting property and business owners who renovate or construct new buildings or bring new jobs into the area. Under these programs, the other governments designated areas to encourage revitalization of the existing housing stock, the development of new structures, and economic growth. Within the taxing districts of the Career Center, certain municipal governments located in the counties of Huron, Erie, Sandusky, and Lorain have entered into such agreements. Under these agreements, the Career Center’s property taxes were reduced by \$21,935 in Huron County, \$38,507 in Erie County, \$24,147 in Sandusky County, and \$7,956 in Lorain County. The Career Center is not receiving any amounts from the other governments in association with the forgone property tax revenue.

NOTE 19 - CONTRACTUAL COMMITMENTS

The Career Center had the following significant contractual commitment at June 30, 2020:

Vendor	Project	Contract Amount	Amount Expended	Balance at June 30, 2020
Adena Corporation	Facility Renovation Project	\$ 12,482,642	\$ 11,360,026	\$ 1,122,616

NOTE 20 - COVID-19

The United States and the State of Ohio declared a state of emergency in March 2020 due to the COVID-19 pandemic. The financial impact of COVID-19 and the continuing emergency measures may impact subsequent periods of the Career Center. The Career Center’s investment portfolio and the investments of the pension and other employee benefit plans are subject to increased market volatility, which could result in a significant decline in fair value, consistent with the general decline in financial markets. However, because the values of individual investments fluctuate with market conditions, the amount of losses that will be recognized in subsequent periods, if any, cannot be determined. In addition, the impact on the Career Center’s future operating costs, revenues, and any recovery from emergency funding, either federal or state, cannot be estimated.

**EHOVE CAREER CENTER
ERIE COUNTY, OHIO**

**NOTES TO THE BASIC FINANCIAL STATEMENTS
FOR THE FISCAL YEAR ENDED JUNE 30, 2020**

NOTE 21 - SUBSEQUENT EVENT

In August 2020, the Career Center issued \$5,850,000 in Refunding Certificates of Participation, Series 2020. The Refunding Certificates of Participation, Series 2020, were issued at an interest rate of 2.14%, for the purpose of refunding the Career Center's Certificates of Participation, Series 2012, which bears remaining interest rates ranging 3.00% to 3.75%. The Refunding Certificates of Participation, Series 2020, were directly placed with Capital One Bank.

REQUIRED SUPPLEMENTARY INFORMATION

This page intentionally left blank.

**EHOVE CAREER CENTER
ERIE COUNTY, OHIO**

SCHEDULES OF REQUIRED SUPPLEMENTARY INFORMATION

SCHEDULE OF THE CAREER CENTER'S PROPORTIONATE SHARE OF
THE NET PENSION LIABILITY
SCHOOL EMPLOYEES RETIREMENT SYSTEM (SERS) OF OHIO

LAST SEVEN FISCAL YEARS

	<u>2020</u>	<u>2019</u>	<u>2018</u>	<u>2017</u>
Career Center's proportion of the net pension liability	0.08562540%	0.12694260%	0.08763580%	0.08823890%
Career Center's proportionate share of the net pension liability	\$ 5,123,118	\$ 7,270,238	\$ 5,236,045	\$ 6,458,273
Career Center's covered payroll	\$ 2,992,533	\$ 2,872,081	\$ 2,986,893	\$ 2,736,543
Career Center's proportionate share of the net pension liability as a percentage of its covered payroll	171.20%	253.13%	175.30%	236.00%
Plan fiduciary net position as a percentage of the total pension liability	70.85%	71.36%	69.50%	62.98%

Note: Information prior to 2014 was unavailable. Schedule is intended to show information for 10 years. Additional years will be displayed as they become available.

Amounts presented for each fiscal year were determined as of the Career Center's measurement date which is the prior year-end.

SEE ACCOMPANYING NOTES TO THE REQUIRED SUPPLEMENTARY INFORMATION

<u>2016</u>	<u>2015</u>	<u>2014</u>
0.08971200%	0.08992800%	0.08992800%
\$ 5,119,054	\$ 4,551,205	\$ 5,347,730
\$ 2,700,797	\$ 2,613,139	\$ 2,371,611
189.54%	174.17%	225.49%
69.16%	71.70%	65.52%

**EHOVE CAREER CENTER
ERIE COUNTY, OHIO**

SCHEDULES OF REQUIRED SUPPLEMENTARY INFORMATION

SCHEDULE OF THE CAREER CENTER'S PROPORTIONATE SHARE OF
THE NET PENSION LIABILITY
STATE TEACHERS RETIREMENT SYSTEM (STRS) OF OHIO

LAST SEVEN FISCAL YEARS

	<u>2020</u>	<u>2019</u>	<u>2018</u>	<u>2017</u>
Career Center's proportion of the net pension liability	0.06227147%	0.06740358%	0.06597509%	0.06631422%
Career Center's proportionate share of the net pension liability	\$ 13,770,961	\$ 14,820,534	\$ 15,672,524	\$ 22,197,368
Career Center's covered payroll	\$ 6,978,793	\$ 7,317,514	\$ 7,297,979	\$ 6,624,007
Career Center's proportionate share of the net pension liability as a percentage of its covered payroll	197.33%	202.54%	214.75%	335.10%
Plan fiduciary net position as a percentage of the total pension liability	77.40%	77.31%	75.30%	66.80%

Note: Information prior to 2014 was unavailable. Schedule is intended to show information for 10 years. Additional years will be displayed as they become available.

Amounts presented for each fiscal year were determined as of the Career Center's measurement date which is the prior year-end.

SEE ACCOMPANYING NOTES TO THE REQUIRED SUPPLEMENTARY INFORMATION

<u>2016</u>	<u>2015</u>	<u>2014</u>
0.06588238%	0.06724957%	0.06724957%
\$ 18,207,963	\$ 16,357,423	\$ 19,484,855
\$ 6,873,721	\$ 6,871,054	\$ 6,783,500
264.89%	238.06%	287.24%
72.10%	74.70%	69.30%

**EHOVE CAREER CENTER
ERIE COUNTY, OHIO**

SCHEDULES OF REQUIRED SUPPLEMENTARY INFORMATION

SCHEDULE OF CAREER CENTER PENSION CONTRIBUTIONS
SCHOOL EMPLOYEES RETIREMENT SYSTEM (SERS) OF OHIO

LAST TEN FISCAL YEARS

	<u>2020</u>	<u>2019</u>	<u>2018</u>	<u>2017</u>
Contractually required contribution	\$ 424,237	\$ 403,992	\$ 387,731	\$ 418,165
Contributions in relation to the contractually required contribution	<u>(424,237)</u>	<u>(403,992)</u>	<u>(387,731)</u>	<u>(418,165)</u>
Contribution deficiency (excess)	<u>\$ -</u>	<u>\$ -</u>	<u>\$ -</u>	<u>\$ -</u>
Career Center's covered payroll	\$ 3,030,264	\$ 2,992,533	\$ 2,872,081	\$ 2,986,893
Contributions as a percentage of covered payroll	14.00%	13.50%	13.50%	14.00%

SEE ACCOMPANYING NOTES TO THE REQUIRED SUPPLEMENTARY INFORMATION

<u>2016</u>	<u>2015</u>	<u>2014</u>	<u>2013</u>	<u>2012</u>	<u>2011</u>
\$ 383,116	\$ 355,965	\$ 362,181	\$ 328,231	\$ 312,995	\$ 283,611
<u>(383,116)</u>	<u>(355,965)</u>	<u>(362,181)</u>	<u>(328,231)</u>	<u>(312,995)</u>	<u>(283,611)</u>
<u>\$ -</u>	<u>\$ -</u>	<u>\$ -</u>	<u>\$ -</u>	<u>\$ -</u>	<u>\$ -</u>
\$ 2,736,543	\$ 2,700,797	\$ 2,613,139	\$ 2,371,611	\$ 2,327,100	\$ 2,256,253
14.00%	13.18%	13.86%	13.84%	13.45%	12.57%

**EHOVE CAREER CENTER
ERIE COUNTY, OHIO**

SCHEDULES OF REQUIRED SUPPLEMENTARY INFORMATION

SCHEDULE OF CAREER CENTER PENSION CONTRIBUTIONS
STATE TEACHERS RETIREMENT SYSTEM (STRS) OF OHIO

LAST TEN FISCAL YEARS

	<u>2020</u>	<u>2019</u>	<u>2018</u>	<u>2017</u>
Contractually required contribution	\$ 1,041,352	\$ 977,031	\$ 1,024,452	\$ 1,021,717
Contributions in relation to the contractually required contribution	<u>(1,041,352)</u>	<u>(977,031)</u>	<u>(1,024,452)</u>	<u>(1,021,717)</u>
Contribution deficiency (excess)	<u>\$ -</u>	<u>\$ -</u>	<u>\$ -</u>	<u>\$ -</u>
Career Center's covered payroll	\$ 7,438,229	\$ 6,978,793	\$ 7,317,514	\$ 7,297,979
Contributions as a percentage of covered payroll	14.00%	14.00%	14.00%	14.00%

SEE ACCOMPANYING NOTES TO THE REQUIRED SUPPLEMENTARY INFORMATION

2016	2015	2014	2013	2012	2011
\$ 927,361	\$ 962,321	\$ 893,237	\$ 881,855	\$ 915,618	\$ 868,376
(927,361)	(962,321)	(893,237)	(881,855)	(915,618)	(868,376)
\$ -	\$ -	\$ -	\$ -	\$ -	\$ -
\$ 6,624,007	\$ 6,873,721	\$ 6,871,054	\$ 6,783,500	\$ 7,043,215	\$ 6,679,815
14.00%	14.00%	13.00%	13.00%	13.00%	13.00%

**EHOVE CAREER CENTER
ERIE COUNTY, OHIO**

SCHEDULES OF REQUIRED SUPPLEMENTARY INFORMATION

SCHEDULE OF THE CAREER CENTER'S PROPORTIONATE SHARE OF
THE NET OPEB LIABILITY
SCHOOL EMPLOYEES RETIREMENT SYSTEM (SERS) OF OHIO

LAST FOUR FISCAL YEARS

	<u>2020</u>	<u>2019</u>	<u>2018</u>	<u>2017</u>
Career Center's proportion of the net OPEB liability	0.08196310%	0.11940860%	0.08504350%	0.08841089%
Career Center's proportionate share of the net OPEB liability	\$ 2,061,200	\$ 3,312,717	\$ 2,282,344	\$ 2,520,038
Career Center's covered payroll	\$ 2,992,533	\$ 2,872,081	\$ 2,986,893	\$ 2,736,543
Career Center's proportionate share of the net OPEB liability as a percentage of its covered payroll	68.88%	115.34%	76.41%	92.09%
Plan fiduciary net position as a percentage of the total OPEB liability	15.57%	13.57%	12.46%	11.49%

Note: Information prior to 2017 was unavailable. Schedule is intended to show information for 10 years. Additional years will be displayed as they become available.

Amounts presented for each fiscal year were determined as of the Career Center's measurement date which is the prior year-end.

SEE ACCOMPANYING NOTES TO THE REQUIRED SUPPLEMENTARY INFORMATION

**EHOVE CAREER CENTER
ERIE COUNTY, OHIO**

SCHEDULES OF REQUIRED SUPPLEMENTARY INFORMATION

SCHEDULE OF THE CAREER CENTER'S PROPORTIONATE SHARE OF
THE NET OPEB LIABILITY/ASSET
STATE TEACHERS RETIREMENT SYSTEM (STRS) OF OHIO

LAST FOUR FISCAL YEARS

	<u>2020</u>	<u>2019</u>	<u>2018</u>	<u>2017</u>
Career Center's proportion of the net OPEB liability/asset	0.06227147%	0.06740358%	0.06597509%	0.06631422%
Career Center's proportionate share of the net OPEB liability/(asset)	\$ (1,031,365)	\$ (1,083,107)	\$ 2,574,105	\$ 3,546,502
Career Center's covered payroll	\$ 6,978,793	\$ 7,317,514	\$ 7,297,979	\$ 6,624,007
Career Center's proportionate share of the net OPEB liability/asset as a percentage of its covered payroll	14.78%	14.80%	35.27%	53.54%
Plan fiduciary net position as a percentage of the total OPEB liability/asset	174.70%	176.00%	47.10%	37.33%

Note: Information prior to 2017 was unavailable. Schedule is intended to show information for 10 years. Additional years will be displayed as they become available.

Amounts presented for each fiscal year were determined as of the Career Center's measurement date which is the prior year-end.

SEE ACCOMPANYING NOTES TO THE REQUIRED SUPPLEMENTARY INFORMATION

**EHOVE CAREER CENTER
ERIE COUNTY, OHIO**

SCHEDULES OF REQUIRED SUPPLEMENTARY INFORMATION

SCHEDULE OF CAREER CENTER OPEB CONTRIBUTIONS
SCHOOL EMPLOYEES RETIREMENT SYSTEM (SERS) OF OHIO

LAST TEN FISCAL YEARS

	<u>2020</u>	<u>2019</u>	<u>2018</u>	<u>2017</u>
Contractually required contribution	\$ 13,121	\$ 37,874	\$ 37,235	\$ 28,373
Contributions in relation to the contractually required contribution	<u>(13,121)</u>	<u>(37,874)</u>	<u>(37,235)</u>	<u>(28,373)</u>
Contribution deficiency (excess)	<u>\$ -</u>	<u>\$ -</u>	<u>\$ -</u>	<u>\$ -</u>
Career Center's covered payroll	\$ 3,030,264	\$ 2,992,533	\$ 2,872,081	\$ 2,986,893
Contributions as a percentage of covered payroll	0.43%	1.27%	1.30%	0.95%

SEE ACCOMPANYING NOTES TO THE REQUIRED SUPPLEMENTARY INFORMATION

2016	2015	2014	2013	2012	2011
\$ 40,405	\$ 55,240	\$ 39,352	\$ 39,595	\$ 48,599	\$ 68,064
(40,405)	(55,240)	(39,352)	(39,595)	(48,599)	(68,064)
<u>\$ -</u>	<u>\$ -</u>	<u>\$ -</u>	<u>\$ -</u>	<u>\$ -</u>	<u>\$ -</u>
\$ 2,736,543	\$ 2,700,797	\$ 2,613,139	\$ 2,371,611	\$ 2,327,100	\$ 2,256,253
1.48%	2.05%	1.51%	1.67%	2.09%	3.02%

**EHOVE CAREER CENTER
ERIE COUNTY, OHIO**

SCHEDULES OF REQUIRED SUPPLEMENTARY INFORMATION

SCHEDULE OF CAREER CENTER OPEB CONTRIBUTIONS
STATE TEACHERS RETIREMENT SYSTEM (STRS) OF OHIO

LAST TEN FISCAL YEARS

	<u>2020</u>	<u>2019</u>	<u>2018</u>	<u>2017</u>
Contractually required contribution	\$ -	\$ -	\$ -	\$ -
Contributions in relation to the contractually required contribution	<u>-</u>	<u>-</u>	<u>-</u>	<u>-</u>
Contribution deficiency (excess)	<u>\$ -</u>	<u>\$ -</u>	<u>\$ -</u>	<u>\$ -</u>
Career Center's covered payroll	\$ 7,438,229	\$ 6,978,793	\$ 7,317,514	\$ 7,297,979
Contributions as a percentage of covered payroll	0.00%	0.00%	0.00%	0.00%

SEE ACCOMPANYING NOTES TO THE REQUIRED SUPPLEMENTARY INFORMATION

<u>2016</u>	<u>2015</u>	<u>2014</u>	<u>2013</u>	<u>2012</u>	<u>2011</u>
\$ -	\$ -	\$ 67,650	\$ 67,835	\$ 70,432	\$ 66,798
-	-	(67,650)	(67,835)	(70,432)	(66,798)
<u>\$ -</u>	<u>\$ -</u>	<u>\$ -</u>	<u>\$ -</u>	<u>\$ -</u>	<u>\$ -</u>
\$ 6,624,007	\$ 6,873,721	\$ 6,871,054	\$ 6,783,500	\$ 7,043,215	\$ 6,679,815
0.00%	0.00%	1.00%	1.00%	1.00%	1.00%

This page intentionally left blank.

**EHOVE CAREER CENTER
ERIE COUNTY, OHIO**

NOTES TO THE REQUIRED SUPPLEMENTARY INFORMATION
FOR THE FISCAL YEAR ENDED JUNE 30, 2020

PENSION

SCHOOL EMPLOYEES RETIREMENT SYSTEM (SERS) OF OHIO

Changes in benefit terms: There were no changes in benefit terms from the amounts reported for fiscal years 2014-2017. For fiscal year 2018, SERS changed from a fixed 3% annual increase to a Cost of Living Adjustment (COLA) based on the changes in the Consumer Price Index (CPI-W), with a cap of 2.5% and a floor of 0%. There were no changes in benefit terms from the amounts previously reported for fiscal years 2019-2020.

Changes in assumptions: There were no changes in methods and assumptions used in the calculation of actuarial determined contributions for fiscal years 2014-2016. For fiscal year 2017, the following changes of assumptions affected the total pension liability since the prior measurement date: (a) the assumed rate of inflation was reduced from 3.25% to 3.00%, (b) payroll growth assumption was reduced from 4.00% to 3.50%, (c) assumed real wage growth was reduced from 0.75% to 0.50%, (d) Rates of withdrawal, retirement and disability were updated to reflect recent experience, (e) mortality among active members was updated to RP-2014 Blue Collar Mortality Table with fully generational projection and a five year age set-back for both males and females, (f) mortality among service retired members, and beneficiaries was updated to the following RP-2014 Blue Collar Mortality Table with fully generational projection with Scale BB, 120% of male rates, and 110% of female rates, (g) mortality among disabled members was updated to RP-2000 Disabled Mortality Table, 90% for male rates and 100% for female rates, set back five years is used for the period after disability retirement and (h) the discount rate was reduced from 7.75% to 7.50%. There were no changes in methods and assumptions used in the calculation of actuarial determined contributions for fiscal years 2018-2020.

STATE TEACHERS RETIREMENT SYSTEM (STRS) OF OHIO

Changes in benefit terms: There were no changes in benefit terms from the amounts reported for fiscal years 2014-2017. For fiscal year 2018, STRS decreased the Cost of Living Adjustment (COLA) to zero. There were no changes in benefit terms from amounts previously reported for fiscal years 2019-2020.

Changes in assumptions: There were no changes in methods and assumptions used in the calculation of actuarial determined contributions for fiscal years 2014-2017. For fiscal year 2018, the following changes of assumption affected the total pension liability since the prior measurement date: (a) the long term expected rate of return was reduced from 7.75% to 7.45%, (b) the inflation assumption was lowered from 2.75% to 2.50%, (c) the payroll growth assumption was lowered to 3.00%, (d) total salary increases rate was lowered by decreasing the merit component of the individual salary increases, in addition to a decrease of 0.25% due to lower inflation (e) the healthy and disabled mortality assumptions were updated to the RP-2014 mortality tables with generational improvement scale MP-2016 and (f) rates of retirement, termination and disability were modified to better reflect anticipated future experience. There were no changes in methods and assumptions used in the calculation of actuarial determined contributions for fiscal years 2019-2020.

(Continued)

**EHOVE CAREER CENTER
ERIE COUNTY, OHIO**

NOTES TO THE REQUIRED SUPPLEMENTARY INFORMATION (CONTINUED)
FOR THE FISCAL YEAR ENDED JUNE 30, 2020

OTHER POSTEMPLOYMENT BENEFITS (OPEB)

SCHOOL EMPLOYEES RETIREMENT SYSTEM (SERS) OF OHIO

Changes in benefit terms: There were no changes in benefit terms from the amounts previously reported for fiscal years 2017-2020.

Changes in assumptions: There were no changes in methods and assumptions used in the calculation of actuarial determined contributions for fiscal year 2017. For fiscal year 2018, the following changes of assumptions affected the total OPEB liability since the prior measurement date: (a) assumed rate of inflation was reduced from 3.25% to 3.00%, (b) payroll growth assumption was reduced from 4.00% to 3.50%, (c) assumed real wage growth was reduced from 0.75% to 0.50%, (d) rates of withdrawal, retirement, and disability were updated to reflect recent experience, (e) mortality among active members was updated to the following: RP-2014 Blue Collar Mortality Table with fully generational projection and a five-year age set-back for both males and females, (f) mortality among service retired members, and beneficiaries was updated to the following: RP-2014 Blue Collar Mortality Table with fully generational projection with Scale BB, 120% of male rates, and 110% of female rates, (g) mortality among disabled members was updated to the following: RP-2000 Disabled Mortality Table, 90% for male rates and 100% for female rates, set back five years is used for the period after disability retirement, (h) the municipal bond index rate increased from 2.92% to 3.56% and (i) the single equivalent interest rate, net of plan investment expense, including price inflation increased from 2.98% to 3.63%. For fiscal year 2019, the following changes of assumptions affected the total OPEB liability since the prior measurement date: (a) the discount rate increased from 3.63% to 3.70%, (b) the health care cost trend rates for Medicare were changed from a range of 5.50%-5.00% to a range of 5.375%-4.75% and Pre-Medicare were changed from a range of 7.50%-5.00% to a range of 7.25%-4.75%, (c) the municipal bond index rate increased from 3.56% to 3.62% and (d) the single equivalent interest rate, net of plan investment expense, including price inflation increased from 3.63% to 3.70%. For fiscal year 2020, the following changes of assumptions affected the total OPEB liability since the prior measurement date: (a) the discount rate decreased from 3.70% to 3.22%, (b) the health care cost trend rates for Medicare were changed from a range of 5.375%-4.75% to a range of 5.25%-4.75% and Pre-Medicare were changed from a range of 7.25%-4.75% to a range of 7.00%-4.75%, (c) the municipal bond index rate decreased from 3.62% to 3.13% and (d) the single equivalent interest rate, net of plan investment expense, including price inflation decreased from 3.70% to 3.22%.

STATE TEACHERS RETIREMENT SYSTEM (STRS) OF OHIO

Changes in benefit terms: There were no changes in benefit terms from the amounts previously reported for fiscal year 2017. For fiscal year 2018, STRS reduced the subsidy multiplier for non-Medicare benefit recipients from 2.1% to 1.9% per year of service. Medicare Part B premium reimbursements were discontinued for certain survivors and beneficiaries and all remaining Medicare Part B premium reimbursements will be discontinued beginning January 2019. For fiscal year 2019, STRS increased the subsidy multiplier for non-Medicare benefit recipients from 1.9% to 1.944% per year of service effective January 1, 2019. The non-Medicare frozen subsidy base premium was increased January 1, 2019 and all remaining Medicare Part B premium reimbursements will be discontinued beginning January 1, 2020. For fiscal year 2020, STRS increase the subsidy percentage from 1.944% to 1.984% effective January 1, 2020. The Medicare subsidy percentages were adjusted effective January 1, 2021 to 2.1% for the Medicare plan. The Medicare Part B monthly reimbursement elimination date was postponed to January 1, 2021.

Changes in assumptions: There were no changes in methods and assumptions used in the calculation of actuarial determined contributions for fiscal year 2017. For fiscal year 2018, the following changes of assumption affected the total OPEB liability since the prior measurement date: (a) the discount rate was increased from 3.26% to 4.13% based on the methodology defined under GASB Statement No. 74, Financial Reporting for Postemployment Benefit Plans Other Than Pension Plans (OPEB), (b) the long term expected rate of return was reduced from 7.75% to 7.45%, (c) valuation year per capita health care costs were updated, and the salary scale was modified, (d) the percentage of future retirees electing each option was updated based on current data and the percentage of future disabled retirees and terminated vested participants electing health coverage were decreased and (e) the assumed mortality, disability, retirement, withdrawal and future health care cost trend rates were modified along with the portion of rebated prescription drug costs. For fiscal year 2019, the following changes of assumptions affected the total OPEB liability/asset since the prior measurement date: (a) the discount rate was increased from the blended rate of 4.13% to the long-term expected rate of return of 7.45% based on the methodology defined under GASB Statement No. 74, Financial Reporting for Postemployment Benefit Plans Other Than Pension Plans (OPEB) and (b) decrease in health care cost trend rates from 6.00%-11.00% initial; 4.50% ultimate down to Medical Pre-Medicare 6.00% and Medicare 5.00% initial; 4.00% ultimate and Prescription Drug Pre-Medicare 8.00% and Medicare (5.23%) initial; 4.00% ultimate. For fiscal year 2020, health care cost trend rates were changed to the following: medical pre-medicare from 6.00% initial - 4.00% ultimate down to 5.87% initial - 4.00% ultimate; medical medicare from 5.00% initial - 4.00% ultimate down to 4.93% initial - 4.00% ultimate; prescription drug pre-medicare from 8.00% initial - 4.00% ultimate down to 7.73% initial - 4.00% ultimate and (5.23%) initial - 4.00% ultimate up to 9.62% initial - 4.00% ultimate.

SUPPLEMENTARY INFORMATION

**EHOVE CAREER CENTER
 ERIE COUNTY, OHIO
 SCHEDULE OF EXPENDITURES OF FEDERAL AWARDS
 FOR THE FISCAL YEAR ENDED JUNE 30, 2020**

FEDERAL GRANTOR/ SUB GRANTOR/ PROGRAM TITLE	CFDA NUMBER	(C) PASS-THROUGH ENTITY IDENTIFYING NUMBER / ADDITIONAL AWARD IDENTIFICATION	(A) TOTAL FEDERAL EXPENDITURES
U.S. DEPARTMENT OF AGRICULTURE			
<i>Passed Through the Ohio Department of Education</i>			
Child Nutrition Cluster:			
(D) COVID-19 - School Breakfast Program	10.553	2020	\$ 1,518
(D) School Breakfast Program	10.553	2020	<u>20,140</u>
Total School Breakfast Program:			<u>21,658</u>
(D) COVID-19 - National School Lunch Program	10.555	2020	8,465
(D) National School Lunch Program	10.555	2020	101,104
(E) National School Lunch Program - Food Donation	10.555	2020	<u>32,579</u>
Total National School Lunch Program:			<u>142,148</u>
Total U.S. Department of Agriculture and Child Nutrition Cluster:			<u>163,806</u>
U.S. DEPARTMENT OF EDUCATION			
<i>Passed Through the Ohio Department of Education</i>			
Adult Education - Basic Grants to States - Aspire Instructional	84.002	2019	2,308
Adult Education - Basic Grants to States - Aspire Instructional	84.002	2020	<u>24,955</u>
Total Adult Education Basic Grants to States:			<u>27,263</u>
Career and Technical Education Basic Grants to States	84.048	2019	29,770
Career and Technical Education Basic Grants to States	84.048	2020	219,822
Career and Technical Education Basic Grants to States - Adult	84.048	2019	22,874
Career and Technical Education Basic Grants to States - Adult	84.048	2020	<u>139,561</u>
Total Career and Technical Education Basic Grants to States:			<u>412,027</u>
<i>Direct</i>			
Student Financial Assistance Cluster:			
Federal Pell Grant Program	84.063	N/A	541,886
Federal Direct Student Loans (Direct Loan)	84.268	N/A	<u>943,187</u>
Total Student Financial Assistance Cluster:			<u>1,485,073</u>
<i>Direct</i>			
COVID-19 - Higher Education Emergency Relief Fund (HEERF) Student Aid Portion	84.425E	N/A	42,200
COVID-19 - Higher Education Emergency Relief Fund (HEERF) Institutional Portion	84.425F	N/A	<u>114,362</u>
Total Education Stabilization Fund:			<u>156,562</u>
Total U.S. Department of Education:			<u>2,080,925</u>
Total Federal Expenditures:			<u>\$ 2,244,731</u>

NOTES TO THE SCHEDULE OF EXPENDITURES OF FEDERAL AWARDS:

- (A) This schedule includes the federal award activity of the EHOVE Career Center under programs of the federal government for the fiscal year ended June 30, 2020 and is prepared in accordance with the cash basis of accounting. The information on this schedule is prepared in accordance with the requirements of Title 2 U.S. Code of Federal Regulations Part 200, Uniform Administrative Requirements, Cost Principles, and Audit Requirements for Federal Awards (Uniform Guidance). Because the schedule presents only a selected portion of the operations of the EHOVE Career Center, it is not intended to and does not present the financial position or changes in net position of the EHOVE Career Center.
- (B) CFR Section 200.414 of the Uniform Guidance allows a non-federal entity that has never received a negotiated indirect cost rate to charge a de minimis rate of 10% of modified total direct costs to indirect costs. The Career Center has not elected to use the 10% de minimis indirect cost rate.
- (C) OAKS did not assign pass-through numbers for fiscal year 2020.
- (D) Commingled with state and local revenue from sales of breakfasts and lunches; assumed expenditures were made on a first-in, first-out basis.
- (E) The Food Donation program is a non-cash, in kind, federal grant. Commodities are reported at the entitlement value.

**Independent Auditor's Report on Internal Control Over Financial Reporting and on Compliance and Other Matters
Based on an Audit of Financial Statements Performed in Accordance with *Government Auditing Standards***

EHOVE Career Center
Erie County
316 West Mason Road
Milan, Ohio 44846

To the Board of Education:

We have audited, in accordance with the auditing standards generally accepted in the United States of America and the standards applicable to financial audits contained in *Government Auditing Standards* issued by the Comptroller General of the United States, the financial statements of the governmental activities, each major fund, and the aggregate remaining fund information of the EHOVE Career Center, Erie County, Ohio, as of and for the fiscal year ended June 30, 2020, and the related notes to the financial statements, which collectively comprise the EHOVE Career Center's basic financial statements, and have issued our report thereon dated December 23, 2020, wherein we noted, as described in Note 3 to the financial statements, the EHOVE Career Center adopted Governmental Accounting Standards Board (GASB) Statement No. 84, *Fiduciary Activities*. Furthermore, as disclosed in Note 20 to the financial statements, the financial impact of COVID-19 and the continuing emergency measures may impact subsequent periods.

Internal Control over Financial Reporting

In planning and performing our audit of the financial statements, we considered the EHOVE Career Center's internal control over financial reporting (internal control) as a basis for designing audit procedures that are appropriate in the circumstances for the purpose of expressing our opinions on the financial statements, but not for the purpose of expressing an opinion on the effectiveness of the EHOVE Career Center's internal control. Accordingly, we do not express an opinion on the effectiveness of the EHOVE Career Center's internal control.

A *deficiency in internal control* exists when the design or operation of a control does not allow management or employees, in the normal course of performing their assigned functions, to prevent, or detect and correct, misstatements on a timely basis. A *material weakness* is a deficiency, or a combination of deficiencies, in internal control, such that there is a reasonable possibility that a material misstatement of the EHOVE Career Center's financial statements will not be prevented, or detected and corrected, on a timely basis. A *significant deficiency* is a deficiency, or a combination of deficiencies, in internal control that is less severe than a material weakness, yet important enough to merit attention by those charged with governance.

Our consideration of internal control was for the limited purpose described in the first paragraph of this section and was not designed to identify all deficiencies in internal control that might be material weaknesses or significant deficiencies. Given these limitations, during our audit we did not identify any deficiencies in internal control that we consider to be material weaknesses. However, material weaknesses may exist that have not been identified.

Compliance and Other Matters

As part of obtaining reasonable assurance about whether the EHOVE Career Center's financial statements are free from material misstatement, we performed tests of its compliance with certain provisions of laws, regulations, contracts, and grant agreements, noncompliance with which could have a direct and material effect on the financial statements. However, providing an opinion on compliance with those provisions was not an objective of our audit, and accordingly, we do not express such an opinion. The results of our tests disclosed no instances of noncompliance or other matters that are required to be reported under *Government Auditing Standards*.

Purpose of this Report

The purpose of this report is solely to describe the scope of our testing of internal control and compliance and the results of that testing, and not to provide an opinion on the effectiveness of the EHOVE Career Center's internal control or on compliance. This report is an integral part of an audit performed in accordance with *Government Auditing Standards* in considering the EHOVE Career Center's internal control and compliance. Accordingly, this communication is not suitable for any other purpose.



Julian & Grube, Inc.
December 23, 2020

**Independent Auditor's Report on Compliance for the Major Program
and on Internal Control Over Compliance Required by the Uniform Guidance**

EHOVE Career Center
Erie County
316 West Mason Road
Milan, Ohio 44846

To the Board of Education:

Report on Compliance for the Major Federal Program

We have audited the EHOVE Career Center's compliance with the types of compliance requirements described in the U.S. Office of Management and Budget (OMB) *Compliance Supplement* that could have a direct and material effect on the EHOVE Career Center's major federal program for the fiscal year ended June 30, 2020. The EHOVE Career Center's major federal program is identified in the *Summary of Auditor's Results* section of the accompanying schedule of findings.

Management's Responsibility

Management is responsible for compliance with federal statutes, regulations, and the terms and conditions of its federal awards applicable to its federal programs.

Auditor's Responsibility

Our responsibility is to express an opinion on compliance for the EHOVE Career Center's major federal program based on our audit of the types of compliance requirements referred to above. We conducted our audit of compliance in accordance with auditing standards generally accepted in the United States of America; the standards applicable to financial audits contained in *Government Auditing Standards*, issued by the Comptroller General of the United States; and the audit requirements of Title 2 U.S. *Code of Federal Regulations* Part 200, *Uniform Administrative Requirements, Cost Principles, and Audit Requirements for Federal Awards* (Uniform Guidance). Those standards and the Uniform Guidance require that we plan and perform the audit to obtain reasonable assurance about whether noncompliance with the types of compliance requirements referred to above that could have a direct and material effect on a major federal program occurred. An audit includes examining, on a test basis, evidence about the EHOVE Career Center's compliance with those requirements and performing such other procedures as we considered necessary in the circumstances.

We believe that our audit provides a reasonable basis for our opinion on compliance for the major federal program. However, our audit does not provide a legal determination of the EHOVE Career Center's compliance.

Opinion on the Major Federal Program

In our opinion, the EHOVE Career Center complied, in all material respects, with the types of compliance requirements referred to above that could have a direct and material effect on its major federal program for the fiscal year ended June 30, 2020.

Report on Internal Control over Compliance

Management of the EHOVE Career Center is responsible for establishing and maintaining effective internal control over compliance with the types of compliance requirements referred to above. In planning and performing our audit of compliance, we considered the EHOVE Career Center's internal control over compliance with the types of requirements that could have a direct and material effect on a major federal program to determine the auditing procedures that are appropriate in the circumstances for the purpose of expressing an opinion on compliance for each major federal program and to test and report on internal control over compliance in accordance with the Uniform Guidance, but not for the purpose of expressing an opinion on the effectiveness of internal control over compliance. Accordingly, we do not express an opinion on the effectiveness of the EHOVE Career Center's internal control over compliance.

A deficiency in internal control over compliance exists when the design or operation of a control over compliance does not allow management or employees, in the normal course of performing their assigned functions, to prevent, or detect and correct, noncompliance with a type of compliance requirement of a federal program on a timely basis. A *material weakness in internal control over compliance* is a deficiency, or a combination of deficiencies, in internal control over compliance, such that there is a reasonable possibility that material noncompliance with a type of compliance requirement of a federal program will not be prevented, or detected and corrected, on a timely basis. A *significant deficiency in internal control over compliance* is a deficiency, or a combination of deficiencies, in internal control over compliance with a type of compliance requirement of a federal program that is less severe than a material weakness in internal control over compliance, yet important enough to merit attention by those charged with governance.

Our consideration of internal control over compliance was for the limited purpose described in the first paragraph of this section and was not designed to identify all deficiencies in internal control over compliance that might be material weaknesses or significant deficiencies. We did not identify any deficiencies in internal control over compliance that we consider to be material weaknesses. However, material weaknesses may exist that have not been identified.

The purpose of this report on internal control over compliance is solely to describe the scope of our testing of internal control over compliance and the results of that testing based on the requirements of the Uniform Guidance. Accordingly, this report is not suitable for any other purpose.



Julian & Grube, Inc.
December 23, 2020

**EHOVE CAREER CENTER
ERIE COUNTY, OHIO**

**SCHEDULE OF FINDINGS
2 CFR § 200.515
JUNE 30, 2020**

1. SUMMARY OF AUDITOR'S RESULTS		
<i>(d)(1)(i)</i>	<i>Type of Financial Statement Opinion</i>	Unmodified
<i>(d)(1)(ii)</i>	<i>Were there any material control weaknesses reported at the financial statement level (GAGAS)?</i>	No
<i>(d)(1)(ii)</i>	<i>Were there any significant deficiencies in internal control reported at the financial statement level (GAGAS)?</i>	No
<i>(d)(1)(iii)</i>	<i>Was there any reported material noncompliance at the financial statement level (GAGAS)?</i>	No
<i>(d)(1)(iv)</i>	<i>Were there any material internal control weaknesses reported for major federal programs?</i>	No
<i>(d)(1)(iv)</i>	<i>Were there any significant deficiencies in internal control reported for major federal programs?</i>	No
<i>(d)(1)(v)</i>	<i>Type of Major Program's Compliance Opinion</i>	Unmodified
<i>(d)(1)(vi)</i>	<i>Are there any reportable findings under 2 CFR §200.516(a)?</i>	No
<i>(d)(1)(vii)</i>	<i>Major Program (listed):</i>	Student Financial Assistance Cluster
<i>(d)(1)(viii)</i>	<i>Dollar Threshold: Type A/B Programs</i>	Type A: \$750,000 Type B: all others
<i>(d)(1)(ix)</i>	<i>Low Risk Auditee under 2 CFR § 200.520?</i>	Yes

2. FINDINGS RELATED TO THE BASIC FINANCIAL STATEMENTS REQUIRED TO BE REPORTED IN ACCORDANCE WITH GAGAS

None

3. FINDINGS AND QUESTIONED COSTS FOR FEDERAL AWARDS
--

None

This page intentionally left blank.

OHIO AUDITOR OF STATE KEITH FABER



ERIE HURON OTTAWA VOCATIONAL EDUCATION (EHOVE) CAREER CENTER

ERIE COUNTY

AUDITOR OF STATE OF OHIO CERTIFICATION

This is a true and correct copy of the report, which is required to be filed pursuant to Section 117.26, Revised Code, and which is filed in the Office of the Ohio Auditor of State in Columbus, Ohio.



Certified for Release 3/23/2021

88 East Broad Street, Columbus, Ohio 43215
Phone: 614-466-4514 or 800-282-0370

This report is a matter of public record and is available online at
www.ohioauditor.gov