



**City of Pataskala, Ohio  
Comprehensive Annual  
Financial Report**

*For the Year Ended  
December 31, 2020*







88 East Broad Street  
Columbus, Ohio 43215  
IPARepor@ohioauditor.gov  
(800) 282-0370

Members of Council  
City of Pataskala  
621 W. Broad Street  
Pataskala, Ohio 43062


We have reviewed the *Independent Auditor's Report* of the City of Pataskala, Licking County, prepared by Julian & Grube, Inc., for the audit period January 1, 2020 through December 31, 2020. Based upon this review, we have accepted these reports in lieu of the audit required by Section 117.11, Revised Code. The Auditor of State did not audit the accompanying financial statements and, accordingly, we are unable to express, and do not express an opinion on them.

Our review was made in reference to the applicable sections of legislative criteria, as reflected by the Ohio Constitution, and the Revised Code, policies, procedures and guidelines of the Auditor of State, regulations and grant requirements. The City of Pataskala is responsible for compliance with these laws and regulations.

Keith Faber  
Auditor of State  
Columbus, Ohio

July 09, 2021

**This page intentionally left blank.**



---

**City of Pataskala, Ohio**  
**Comprehensive Annual**  
**Financial Report**

*For the Year Ended*  
*December 31, 2020*

---

**James M. Nicholson**  
**Finance Director**





# Introductory Section

## City of Pataskala | Annual Report







CITY OF PATASKALA, OHIO

2020 COMPREHENSIVE ANNUAL FINANCIAL REPORT  
TABLE OF CONTENTS

---

**INTRODUCTORY SECTION**

---

Section Title Page.....	1
Table of Contents.....	3
Letter of Transmittal .....	7
Certificate of Achievement for Excellence in Financial Reporting .....	29
Elected & Appointed Officials .....	30
Organizational Chart .....	31
Boards & Commissions.....	32

**FINANCIAL SECTION**

---

Section Title Page.....	33
INDEPENDENT AUDITOR’S REPORT.....	35
MANAGEMENT’S DISCUSSION AND ANALYSIS .....	39
BASIC FINANCIAL STATEMENTS:	
<u>Government-Wide Financial Statements:</u>	
Statement of Net Position .....	57
Statement of Activities.....	58
<u>Fund Financial Statements:</u>	
Balance Sheet - Governmental Funds.....	60
Reconciliation of Total Governmental Fund Balances to Net Position of Governmental Activities.....	63
Statement of Revenues, Expenditures and Changes in Fund Balances - Governmental Funds .....	64
Reconciliation of the Statement of Revenues, Expenditures and Changes in Fund Balances of Governmental Funds to the Statement of Activities.....	66
Statement of Revenues, Expenditures and Changes in Fund Balance - Budget and Actual (Non-GAAP Budgetary Basis) -	
General Fund.....	67
Street Fund.....	68
Police Fund .....	69
Statement of Net Position – Proprietary Funds .....	70
Statement of Revenues, Expenses and Changes in Net Position – Proprietary Funds .....	71
Statement of Cash Flows – Proprietary Funds .....	72
Statement of Fiduciary Net Position – Custodial Funds .....	74
Statement of Changes in Fiduciary Net Position – Custodial Funds .....	75

**CITY OF PATASKALA, OHIO**

**2020 COMPREHENSIVE ANNUAL FINANCIAL REPORT  
TABLE OF CONTENTS**

**FINANCIAL SECTION (Continued)**

Schedule of Notes to the Basic Financial Statements.....	77
Notes to the Basic Financial Statements.....	79
Required Supplementary Information:	
Schedule of the City’s Proportionate Share of the Net Pension Liability/Net Pension Asset - Ohio Public Employees Retirement System (OPERS) - Last Seven Years.....	138
Schedule of the City’s Proportionate Share of the Net Pension Liability - Ohio Police & Fire (OP&F) Pension Fund - Last Seven Years.....	140
Schedule of City Pension Contributions - Ohio Public Employees Retirement System (OPERS) - Last Ten Years .....	142
Schedule of City Pension Contributions - Ohio Police & Fire (OP&F) Pension Fund - Last Ten Years .....	144
Schedule of the City’s Proportionate Share of the Net OPEB Liability - Ohio Public Employees Retirement System (OPERS) - Last Four Years.....	146
Schedule of the City’s Proportionate Share of the Net OPEB Liability - Ohio Police & Fire (OP&F) Pension Fund - Last Four Years.....	147
Schedule of City OPEB Contributions - Ohio Public Employees Retirement System (OPERS) - Last Ten Years .....	148
Schedule of City OPEB Contributions - Ohio Police & Fire (OP&F) Pension Fund - Last Ten Years .....	150
Notes to Required Supplementary Information.....	152

**COMBINING STATEMENTS AND INDIVIDUAL FUND SCHEDULES**

Fund Descriptions – Governmental Funds .....	154
--	-----

**Combining Statements and Individual Fund Schedules – Governmental Funds:**

Schedule of Revenues, Expenditures and Changes in Fund Balance – Budget and Actual (Non-GAAP Budgetary Basis) - Major Governmental Funds:	
General Fund.....	157
Street Fund .....	159
Police Fund.....	160
Debt Service Fund.....	162
Combining Balance Sheet – Nonmajor Governmental Funds .....	163
Combining Statement of Revenues, Expenditures and Changes in Fund Balances – Nonmajor Governmental Funds .....	164
Combining Balance Sheet – Nonmajor Special Revenue Funds .....	166
Combining Statement of Revenues, Expenditures and Changes in Fund Balances – Nonmajor Special Revenue Funds .....	170
Schedules of Revenues, Expenditures and Changes in Fund Balance - Budget and Actual (Non-GAAP Budgetary Basis) - Nonmajor Special Revenue Funds:	
State Highway Fund .....	173
Ecological Preservation Fund.....	174
Pataskala Corporate Park Joint Economic Development District Fund.....	175

**CITY OF PATASKALA, OHIO**

**2020 COMPREHENSIVE ANNUAL FINANCIAL REPORT  
TABLE OF CONTENTS**

**FINANCIAL SECTION (Continued)**

Permissive License Tax Fund.....	176
Park Use Fund .....	177
Immobilization Fund .....	178
Court Computer Fund.....	179
Alcohol Enforcement and Education Fund .....	180
Law Enforcement Trust Fund .....	181
Pataskala Mobile Home Park Fund .....	182
Indigent Driver Interlock Fund .....	183
Law Enforcement Training and Education Fund .....	184
Payment in Lieu Fund .....	185
Local Coronavirus Relief Fund .....	186
Fire Escrow Fund .....	187
Vendor Bond & Escrow Fund .....	188
Unclaimed Monies Fund .....	189
Recreation Fund .....	190
Sesquicentennial Fund .....	191
Police K-9 Unit Fund .....	192
Combining Balance Sheet – Nonmajor Capital Projects Funds .....	194
Combining Statement of Revenues, Expenditures and Changes in Fund Balances – Nonmajor Capital Projects Funds .....	196
Schedules of Revenues, Expenditures and Changes in Fund Balance - Budget and Actual (Non-GAAP Budgetary Basis) - Nonmajor Capital Projects Funds:	
Capital Improvements Fund .....	198
Bond Improvements Fund .....	199
Issue II Fund .....	200
State Route 310 Tax Increment Finance Equivalent Fund .....	201
Capital Facilities Fund .....	202
Builder Escrow Fund .....	203
Fund Descriptions – Proprietary Funds .....	204
Schedules of Revenues, Expenses and Changes in Fund Equity – Budget and Actual (Non-GAAP Budgetary Basis):	
Water Operations Fund .....	205
Water Capital Improvements Fund .....	206
Water Bond Improvements Fund .....	207
Water Debt Service Fund .....	208
Sewer Operations Fund .....	209
Sewer Capital Improvements Fund .....	210
Sewer Bond Improvements Fund .....	211
Sewer Debt Service Fund .....	212
Oaks Assessment Fund .....	213

CITY OF PATASKALA, OHIO

2020 COMPREHENSIVE ANNUAL FINANCIAL REPORT  
TABLE OF CONTENTS

---

**FINANCIAL SECTION (Continued)**

---

Fund Descriptions – Custodial Funds .....	214
Combining Statement of Fiduciary Net Position – Custodial Funds .....	215
Combining Statement of Changes in Fiduciary Net Position – Custodial Funds.....	216

**STATISTICAL SECTION**

---

Section Title Page.....	217
Statistical Section Table of Contents.....	219
Net Position by Component – Last Ten Years.....	220
Changes in Net Position – Last Ten Years .....	222
Fund Balances, Governmental Funds – Last Ten Years .....	236
Changes in Fund Balances, Governmental Funds – Last Ten Years .....	228
Government-Wide Income Tax Collections – Last Ten Years (Cash Basis).....	230
Government-Wide Income Tax Collections – Current Year and Nine Years Ago (Cash Basis).....	231
Assessed Valuation & Estimated True Values of Taxable Property – Last Ten Years .....	232
Estimated Assessed Taxes & Average Effective Rates of Taxable Property – Last Ten Years .....	233
Property Tax Rates - Direct and Overlapping Governments – Last Ten Years - Licking County .....	234
Top Principal Property Taxpayers – Current Year and Nine Years Ago.....	236
Property Tax Levies and Collections – Last Ten Years .....	237
Ratios of Outstanding Debt by Type – Last Ten Years .....	238
Ratios of Net General Bonded Debt Outstanding – Last Ten Years .....	239
Computation of Direct and Overlapping General Obligation Bonded Debt .....	240
Legal Debt Margin Information – Last Ten Years .....	241
Pledged Revenue Loan Coverage - OWDA Loans – Last Ten Years .....	242
Demographic and Economic Statistics – Last Ten Years .....	243
Principal Employers - Current Year and Nine Years Ago .....	244
Full-Time Equivalent City Government Employees by Function/Program – Last Ten Years .....	246
Operating Indicators by Function/Program – Last Ten Years .....	248
Capital Asset Statistics by Function/Program – Last Ten Years .....	250



*Finance Department*

James M. Nicholson  
Finance Director

Janice A. Smith  
Finance Manager

June 15, 2021

The Honorable Mayor, Members of City Council, and  
The Citizens of the City of Pataskala, Ohio:

The Comprehensive Annual Financial Report (Annual Report) of the City of Pataskala, Licking County, Ohio (the “City”) is hereby presented. This Annual Report represents the official report of the City's operations and financial position for the year ended December 31, 2020 and has been developed to accurately detail the status of City finances to its more than fifteen thousand residents, elected officials, investment banks, underwriters and all other interested parties. This report includes the City's implementation of accounting principles generally accepted in the United States of America (GAAP) set forth by the Governmental Accounting Standards Board (GASB).

Responsibility for both the accuracy of the data and the completeness and fairness of the presentation, including all disclosures, rests with the City. To the best of our knowledge and belief, the enclosed data are accurate in all material respects and are reported in a manner designed to present fairly the financial position and results of operations of the City. All disclosures necessary to enable the reader to gain an understanding of the City's financial activities have been included. Because the cost of internal control should not exceed anticipated benefits, the objective is to provide reasonable, rather than absolute, assurance that the financial statements are free of any material misstatements.

State statutes require the City to be subjected to an examination by the Auditor of State of Ohio. Upon the approval of the Auditor of State of Ohio, the City may select an independent public accountant to perform this annual examination and the City has accordingly selected the firm of Julian & Grube, Inc. Based on the results of their audit, an unmodified opinion was rendered on the City's basic financial statements and the Independent Auditor's Report on the basic financial statements is included in the financial section of this report.

GAAP requires that management provide a narrative introduction, overview, and analysis to accompany the basic financial statements in the form of a Management's Discussion and Analysis (MD&A). This letter of transmittal is designed to complement the MD&A and should be read in conjunction with it. The MD&A can be found immediately following the Independent Auditor's Report.

**REPORTING ENTITY AND SERVICES PROVIDED**

The City's reporting entity is comprised of the primary government and other organizations which are included to ensure that the financial statements are not misleading. The reporting entity has been defined in accordance with the principles established by the Governmental Accounting Standards Board (GASB) in Statement No. 14, “The Financial Reporting Entity”, in GASB Statement No. 39, “Determining Whether Certain Organizations are Component Units” and GASB Statement No. 61, “The Financial Reporting Entity: Omnibus”.

Component units are legally separate organizations for which the City is financially accountable. The City is financially accountable for an organization if the City appoints a voting majority of the organization's governing board and: (1) the City is able to significantly influence the programs or services performed or provided by the organization; or (2) the City is legally entitled to or can otherwise access the organization's resources; the City is legally obligated or has otherwise assumed the responsibility to finance the deficits of, or provide financial support to, the organization; or the City is obligated for the debt of the organization.

Component units also include organizations that are fiscally dependent on the City in that the City approves the budget, the issuance of debt or the levying of taxes. No potential component units met these criteria. The following potential component units have been excluded from the City's financial statements because the City is not financially accountable for them, nor are the entities fiscally dependent upon the City:

- Southwest Licking Local School District
- Licking Heights Local School District
- Licking County Library

The City is associated with five jointly governed organizations. These organizations are the: (1) Mid-Ohio Regional Planning Commission (MORPC); (2) Southwest Licking Community Water & Sewer District; (3) West Licking Joint Fire District; (4) Pataskala Corporate Park Joint Economic Development District (JEDD); and (5) Regional Income Tax Agency (RITA).

The Municipal Charter, which was initially adopted in 1996, became effective January 1, 1996. The Charter is subject to periodic amendment by the electorate and was most recently amended in 2016. This Charter provides for the Mayor-Council-Administrator form of government, whereby the legislative powers of the City are vested in a seven-member City Council. Three members are elected at large for a four-year term each biennium, and the remaining four are elected by wards for a four-year term the following biennium. Council concurs on the Mayor's appointment of the City Administrator, Law Director, Finance Director, and City Engineer. Council also makes citizen appointments to several boards and commissions. There are nine standing Council Committees that Council appoints, and include the following: Agriculture, Finance, Buildings & Grounds, Safety, Street, Utilities, Parks Advisory, Technology and Development. Council sets the compensation guidelines for City officials and employees, and enacts ordinances and resolutions relating to City services, tax levies, appropriations, indebtedness, building permits and licenses and other municipal purposes.

The Mayor, who is elected by popular vote, performs ceremonial functions, recommends appointment of and acts as supervisor of the City Administrator, is the presiding officer of Council and is an ex-officio member of all Council Committees.

The City Administrator, who is the chief administrator and operational manager of the City, is appointed by the Mayor with concurrence of Council, and is responsible for the day-to day operations of the municipality and municipal employees, and appoints all department heads and hires all employees not otherwise appointed by Council.

The Finance Director is the chief fiscal and accounting officer of the City. The responsibilities of this office include: assisting the City Administrator in the preparation and management of the capital and operating budgets; managing the debt and treasury programs of the City; managing the City's procurement and risk management processes; and overall responsibility for the City financial and accounting records.

The Law Director is the primary legal advisor, and also serves as prosecuting attorney and counsel for the City. The Director is subject to the direction of Council and shall represent the City in all proceedings in Court or before any administrative board or body. The City has retained the services of the law firm, Isaac Wiles, to serve in this capacity.

The City has engaged the services of an independent engineering firm for the provision of fundamental services, including plan review, project engineering, RFP document development and utility plan reviews. In addition, the City has developed an internal database of pre-qualified engineering firms which meet the City's stringent qualifications that can be retained for special project needs on an ad hoc basis.

The City provides the following services: public safety, operation of water and sewer utilities, parks and recreational programming, and a planning and zoning department. Fire protection services are provided by the West Licking Joint Fire District, in which the City participates and has an appointed seat on its board. Solid waste collection services in the City are awarded on a contract basis every three years. The City also contracts with the Licking County Board of Health for Health Department services.

The annual budget serves as the foundation for the City's financial planning and control. The City complies with the requirements of the Ohio Revised Code in the adoption of the budget. Appropriations for the operation of various City departments are established through the passage of an ordinance by City Council. Budgetary control is facilitated through the maintenance of an encumbrance system for requisitions and purchase orders, and through the use of the City's automated financial accounting and budgetary control system. All City departments are required to submit requests for appropriation to the Finance Director on an annual basis. The Finance Director uses these requests as the starting point for developing a proposed budget.

The Finance Director presents the proposed estimated revenue budget for the City Administrator's review and approval, and proposed appropriations are then finalized. The City Administrator and the Finance Director then present the proposed budget to the City Council for review before the end of the current year. Council may elect to hold public hearings on the proposed budget and to adopt the budget by no later than December 31, the close of the City's fiscal year. State law provides that municipalities may adopt a temporary budget if the governing body is unable to adopt a permanent budget prior to January 1<sup>st</sup>. If a governing body adopts a temporary budget, a permanent budget must be adopted and sent to the County Auditor no later than April 1<sup>st</sup> of that year.

A jurisdiction's 'basis of budgeting' refers to when revenues and expenditures are recognized in the accounts. The City's budget basis is a cash/encumbrance basis, wherein transactions are recorded when cash is received or disbursed, or when a commitment has been recorded as an encumbrance against an applicable appropriation. All annual appropriations lapse at year-end to the extent that they have not been expended or lawfully encumbered. Fund balances are shown as unencumbered fund balances. This basis is used for all interim financial statements during the year.

Ohio Revised Code (ORC) §5705.38(c) requires each municipality to present their annual operating budget to their legislative authority, at minimum, at the level of fund, department, and within department, identifying personal services and other expenditures. The City adopts its annual budget in the format of fund, function to categories such as personal services, contractual services, materials and supplies and capital outlay. *Fund* is the individual fund number and description established by the authority to separate and control expenditures of specific monies. While all governmental and utility funds are included in the annual appropriation ordinance, custodial and fiduciary funds are not subject to Council approval.

*Program/Function* represents groupings of functionally similar tasks performed by the jurisdiction and is the local equivalent of the ORC-required department. There are twelve major programs/functions identified by the City Finance Director, and include the following:

- 100 – General Government
- 150 – Executive & Legislative
- 200 – Legal & Court
- 300 – Public Service
- 400 – Police
- 500 – Finance
- 600 – Lands, Buildings & Facilities
- 650 – Recreational Programming
- 700 – Debt Service
- 800 – Water Utility
- 850 – Sewer Utility
- 900 – Transfers & Advances

The final ORC required component is *Object*. The object code is the lowest level of control provided for in the appropriation legislation. The current format provides the level of detail required by the ORC while not unduly restricting the ability of the Finance Director to manage the budget without submitting numerous supplemental appropriations to provide for minor budget transfers. In this budget structure, similar types of account numbers are grouped together into higher-level summary accounts. These summary groups include:

- 52 – Salary & Related
- 53 – Contractual Services
- 54 – General Operating
- 55 – Capital Outlay
- 57 – Debt Service
- 59 – Transfers & Advances

Amendments to authorized appropriations at the legal level of control may be made periodically as changing circumstances dictate. These will be recommended to City Council by either the City Administrator or the Director of Finance, along with the rationale supporting the requests. Such budget amendments must be formally approved by ordinance of Council. Budget-to-actual comparisons are provided in this report for each individual fund for which an appropriated annual budget has been adopted.

## **PROFILE OF THE CITY**

The Pataskala area was settled in the 1800's and incorporated as a village in 1891. In the 1970's, the village added 240 acres to the east. A major part of this annexation was land along Blacks Road, the railroad tracks, and Township Road. A Newark Advocate article from 1971 described the site as the future location for single and multi-family residences, warehouses, light manufacturing, and commercial industry. The development was originally expected to be completed by 1976. Portions of the single-family, multi-family and light manufacturing components of the project have been completed.

The 1980's saw the Village of Pataskala grow by 404 acres. The territory located north and east of the village, was brought in through three annexations. This annexed territory was developed as the Bright Waters subdivision on Township Road, and the Dehlendorf development (which includes commercial and office development).

From the 1800's until 1995, the former Village of Pataskala grew in all directions except south. In the 1960's, the village added territory north and south of State Route 16. One 627-acre annexation added several residential subdivisions to the village, plus some commercial development. The adjacent Lima



Township had grown and developed over the last fifty years, as well. The 1980's were a time of moderate increases in land subdivision and construction activity. The average annual number of permits issued from 1980-1990 were 17.9 residential zoning permits and 13 subdivision permits.

Just prior to 1996, the Village of Pataskala was a small rural community situated on the borders of Lima Township and Harrison Township in southwest Licking County. The village had approximately 3,346 residents in 1990, while Lima Township had approximately 4,398 residents. Both the township and the village were experiencing rapid growth, influenced by the expansion of the cities of Reynoldsburg and Columbus directly to the west. Facing strong development pressures from these western municipalities, the Village of Pataskala and Lima Township determined they had three future interests in common. First, most citizens from both entities were satisfied with their community and did not want major change or expansion. Secondly, the citizens enjoyed the rural nature of their living environment. Finally, if changes had to occur within their community (such as increased industrial or residential development), the citizens wanted to have a voice in the manner of such expansion.



These common beliefs led the Village of Pataskala and Lima Township to propose a merger, which was approved by the voters on November 8<sup>th</sup>, 1994, and went into effect on January 1<sup>st</sup>, 1996. At that point in time, Lima Township ceased to exist; the resulting municipality was simply known as Pataskala.

The City has a population of 15,883 residents based on the 2019 US Census population estimate, which makes the City the 2<sup>nd</sup> largest City in the county, and the 12<sup>th</sup> largest in the central Ohio region.

City residents have easy access to downtown Columbus and the entire central Ohio area via Interstate 270 and Interstate 70, U.S. Route 40 and State Routes 16 and 310. Commercial passenger air service is available at Port Columbus International Airport and Rickenbacker International Airport in the City of Columbus. The Licking County Heath Airport is located approximately 15 miles to the east of the City in Heath, Ohio and provides private commuter service.

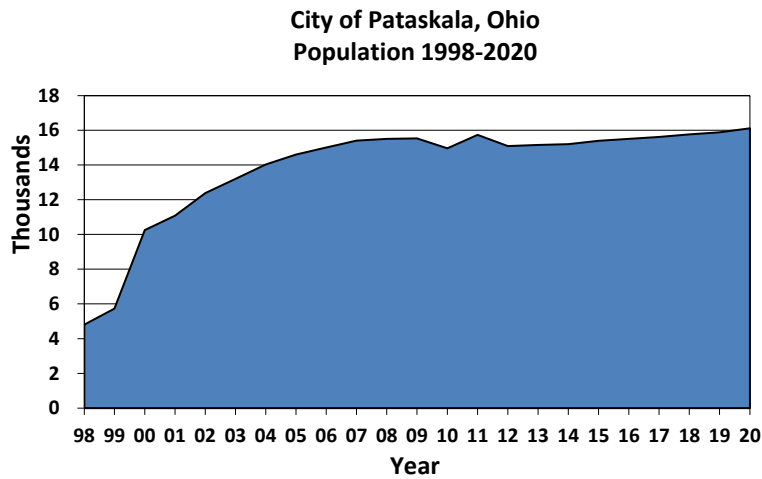
The City is served by the Southwest Licking and Licking Heights Local School Districts, which are independent political subdivisions not under the control or supervision of the City in any respect. The geographic boundaries of the School Districts are different than those of the City. Both school districts estimate that between 30-35 percent of students in their school systems reside in the City.

## **ECONOMIC CONDITION AND OUTLOOK**

There continues to be economic development interest due to the City's strategic location between the Interstate 70 and State Route 161 corridors in the growing eastern gateway area of the Columbus Region. The United States Census Bureau officially counted population in the City in 2010 as 14,962, an increase of 4,713 (46%) since the 2000 Census count. It is projected that 2020 Census will show that the population will nearly be 17,000. The main factor contributing to this growth over a sustained period has been

increase in residential development that compliments the rural character of Pataskala, along with relatively close proximity to the region's core city, Columbus.

Within the past 19 years, the City has seen significant commercial development occurring within the eastern portion of the City along Broad Street with the development of a Kroger store, and adjacent strip retail center, the Hazelwood Shopping Center.



retail center, the Hazelwood Shopping Center. In addition to the construction of Kroger in 2000, the first phase of the Hazelwood Shopping Center was also constructed with approximately 19 additional retail units ranging from 1,400 square feet to 4,800 square feet and totaling 28,800 square feet. These units are all full and provide retail and dining options for residents. In the years following, another small retail center was built to the east of the Kroger/Hazelwood Shopping Center on the opposite side

of Corylus Drive. Along with the retail center there is a car wash and a two-story bank. In addition to this expansion, Phase II of the Hazelwood Shopping Center totaling 22,000 square feet was also completed. This development offers an additional 12 retail units ranging from 1,400 to 10,200 square feet.

In late 2006, the Ohio Department of Development designated an approximately 521-acre site in the City as eligible for \$3.4 million in Job Ready Sites (JRS) funding to construct an access road to open up the site, known as the Pataskala Corporate Park, for development. As such, this JRS site, at the southeast corner of State Route 16 (Broad Street) and Mink Street is recognized as one of the premier sites for manufacturing and industrial development in the State of Ohio. This new road, linking State Route 16 (Broad Street) and U.S. 40 (The National Road), and providing improved access to Interstate 70 offers unparalleled access for commerce. The roadway was one of the initial projects funded under Ohio's Job Ready Sites (JRS) program and is critical to the City for the creation of jobs and investment in the Park. Phase I of this development was a two-lane roadway, with a future Phase II to add an additional 3rd and 4th lane, as well as other associated infrastructure improvements. The total cost of Phase I of the project was approximately \$5 million. Phase II of the project is anticipated to cost an additional \$6.3 million. The Phase I roadway was completed in late 2011 and the City has been actively marketing the Pataskala Corporate Park to attract advanced manufacturing, logistics, research & development, and corporate headquarters facility uses. In 2016, the City attracted the first development to the Pataskala Corporate Park. Subsequently, an American Electric Power (AEP) regional distribution center was completed in 2018. This distribution facility is co-located with a full electric service sub-station on 10 acres in the Pataskala Corporate Park. This sub-station provides a ready electric capacity in the park, increasing the attractiveness of the property.

In 2008, the City, Licking County, City of Newark, and Harrison Township and property owners/Development Corporation (Red Chip Farms, Inc.) agreed to a partnership agreement setting the stage for development of the JRS Roadway, and establishment of a Joint Economic Development District (JEDD) overlaying the Pataskala Corporate Park.

The strategy for the partnership and job creation is a multifaceted approach combining four key economic development tools consisting of: (1) the creation of the JEDD; (2) utilization of grant funding from the Department of Development's (ODOOD) JRS program; (3) utilization of Community Reinvestment Area



(CRA) property tax exemptions; and (4) utilization of an existing Tax Increment Financing (TIF) area, in order to attract hundreds of jobs and millions of dollars in new investment.

In 2011, the City formally accepted the Etna Parkway Job Ready Site Parkway extending from Broad Street to Refugee Road, or the portion within the corporate limits. Etna Township, which borders the City, also accepted their portion of the roadway thus opening the roadway from Broad Street to State Route 40 and the Etna Corporate Park.

This Etna Parkway Extension Project (Phases I & II) will hopefully provide a tremendous stimulus for growth in Central Ohio.

In 2020 Pataskala saw its first company locate to the Corporate Park. Utilizing the 2019 compensation agreement between the City and the two School Districts surrounding the park, Myer-Shank Racing received an abatement and broke ground on September 30, 2020. A most welcome addition, the Meyer Shank building is quickly moving towards completion.

Despite the effects of the COVID-19 pandemic, Pataskala continues to experience the opening of a variety of small local businesses. These businesses range from food service to miscellaneous retail. In short, we continue to experience local business growth.

Residential development construction has also increased in the city. There are currently more than 600 residential lots in some stage of development/planning. The City has become attractive to residential developers due to the quality services and well scoring local school districts. Subdivisions that have recently been approved or are under construction include: Broadmoore Commons; Legacy Estates Phase III; The Settlement phases III and IV; Forrest View; Scenic View Estates; Heron Manor Phases 1 & 2 and The Ravines at Hazelwood.

## **MAJOR INITIATIVES:**

### **Planning and Zoning Department/Economic Development**

The Planning and Zoning Department has developed a mission statement which works to enhance the quality of life offered to those who live or work in the City through long range comprehensive land use planning and management. The department's guiding principles are:

1. Public engagement in planning discussions;
2. Achievement of a balance of land uses that sustain the City;
3. Enhancement of pedestrian connections to parks, schools, government, commercial, industrial and residential designations;
4. Protection of the environment;

5. Revitalization of the historic village centers; and
6. Maintaining the City's identity with its agrarian and rail heritage.

The Department is comprised of a Director of Planning, City Planner, Zoning Inspector, and a Zoning Clerk who are responsible for operation of the Department. The Department also provides staff support to the Board of Zoning Appeals and the Planning and Zoning Commission, composed of 5 and 7 citizen members, respectively. The Director of Planning compiles business and industry information/data for the City and assists in preparing information packets for businesses looking for sites for major expansions as well as assisting entrepreneurs navigate the requirements for zoning, signage, and land development.

During 2020, the Planning and Zoning Department undertook a number of initiatives, including:

- Continued the process of updating the Pataskala Comprehensive Plan, which has not been updated since its creation in 2006.
- Processed 775 new Zoning Permits, including 177 Zoning Permits for new houses.
- Enforced 1,205 Zoning Violations, many of which were for erosion and sediment control.
- The Board of Zoning Appeals considered 38 applications, while the Planning and Zoning Commission considered 7 applications.
- Continued the digitization of over 10,000 zoning permits to be used in the City GIS system;
- Six new subdivision phases were platted creating 73 new single-family residential lots.
- Initiated a code amendment to strengthen the Off-Site Impacts section of the Zoning Code designed to protect uses in all districts from certain objectionable off-site impacts.
- Began work on the establishment of a Tax Increment Financing district at the intersection of Broad Street and Summit Road to assist with commercial development and public infrastructure improvements.
- Began work on the establishment of Impact Fees that would be imposed on new development projects to pay a portion of the costs of improving public infrastructure that would service the new development.
- Continued to correct discrepancies on the Zoning Map.
- Continued coordination between the Planning and Zoning Department, the Pataskala Utility Department, the South West Community Water and Sewer District and the Licking County Health Department on Certificates of Compliance for new residential construction. This coordination of efforts ensures that Certificates of Compliance are completed, and that water and sanitary services are installed correctly.

Many of the changes that were completed in 2020 have shown immediate results and garnered support from residents and businesses alike. The Planning and Zoning Department seeks to continue and built on successes well into 2021 and beyond.

### **Police Department**

The Division has faced some of the same struggles as the rest of the world. Dealing with COVID has been a great struggle to learn to live and deal with. It has greatly changed the way we interact with our community due to the concern of spreading the virus. We have had a good portion of officers and staff get the virus as well. It has been a struggle to interact with our citizens since all mass gatherings had to be canceled. We are excited to work towards getting our staff vaccinated. This keeps our staff and the community safer as we have had to maintain close contact with individuals. We continue to work to eradicate COVID.



The officers are excited to slowly add some of our community events back into our schedule. Things like the Independence Day fireworks, Shop with a Cop, and hopefully the Pataskala Street Fair can resume. These events are opportunities for us to build on our relationship with our community.

COVID has also made training difficult due to limited gatherings. We were forced to do more in-house training. We just purchased equipment to help with even more inhouse training. Our in-house instructors are working on writing and implementing these training programs.

We continue to offer and have success with our Drug Disposal Program with our Drug Drop Off Box located at our Police Department. We have also added an incinerator to our program so we can safely dispose of drugs in-house. This allows us to destroy these dangerous drugs more efficiently. Also, within a shorter time period so we do not have such a stockpile of them.



We continue to maintain a successful K-9 program. It has recently been used to locate fugitives on the run as well as the detection of illicit drugs in multiple occasions. We look forward to continuing our success with the program to make Pataskala and our surrounding jurisdictions safer places.

One of our biggest struggles is keeping experienced staff. We are continuously looking for ways to promote our department to get the qualified officers that the city deserves. It has become more of a challenge with time. There are fewer people that hear and feel the call to become a police officer than in past years. We know they're out there; we just have to compete with larger, better paid agencies to get them. That said, we are working on ways to retain our experienced officers and draw in the quality of officers that are worthy of our department.

### **Public Service Department**

The Public Service Department's (PSD) primary source of funding is the City income tax, and in 2020, approximately 29.95% of the income tax revenue collected was dedicated to public service operations. Approximately 77.63% of the budget was allocated to routine expenditures such as: employee wages and benefits; utilities; consumable inventories (such as road salt and patching materials); and maintenance services. The remaining 22.37% was appropriated for construction of roadway and other infrastructure improvements, as well as make some facilities improvements and purchase some needed equipment.

The City's 2020 annual street improvement program provided much-needed maintenance to roads within the City. Approximately \$700,000 was spent to make the following street improvements in 2020:

1. *Mill Street from Columbia Road to SR 310* – 0.65 miles of leveling course, overlay, and single chip seal and 0.48 miles of milling with leveling and surface course replacement.
2. *Creek Road from Bridge over Muddy Fork to City Limit* – 1.06 miles of milling with leveling course and surface course replacement.
3. *Pat Haven Drive* – 0.41 miles of milling and surface course replacement, with replacement of 1930 feet of curb and gutter.
4. *Melody Lane* – 0.15 miles of milling and surface course replacement.
5. *Mill Street from Broad St. to Columbia Road* – 1.26 miles of double chip seal.
6. *Blacks Road* – 0.51 miles of milling with leveling and surface course replacement.

Construction of an emergency storm sewer trunk line was completed along the full length of Town Street with small sections on Vine Street and Main Street as well. This project was undertaken due to an existing tile, that was under a house, on private property, and with no easement, being plugged and resulting in upstream, residential flooding. This fast-tracked project was taken from conception to completion in less than 6 months, with approximately 1150 of storm sewer being installed for just under \$300,000.

Observations of residents walking along Broad Street and across the busy intersections with Main Street and Township Road has led to the development of the Pataskala Safe Travel Plan. This is a multi-phase and multi-year project that will incorporate pedestrian facilities at and between major intersections to improve and promote safe pedestrian travel. Design of phases I and II were commenced in 2018 and construction was completed in 2019. These phases target the western intersection of Broad Street and Main Street, and include the following improvements: crosswalks, pedestrian count down timers, sidewalk, an expanded shoulder, and a new signal controller to accommodate the added equipment. Phase 3 of this endeavor has been designed, but due to the pandemic, construction has been postponed. Other phases of this project are planned to be included in overall signal upgrades including the intersections of Summit Road and Broad Street and Taylor Road and Broad Street.

Drainage continues to be a point of focus throughout the City, and an area where the PSD expends significant effort. Engineering design on the Taylor Road Drainage Improvements project was completed and ready for bid in 2020 but was also postponed due to the financial uncertainty related to the pandemic. Accordingly, this project has been rescheduled for construction in 2022 and includes replacement and improvement of storm sewer along both sides of Taylor Road for an 800' stretch where flooding issues have been prevalent.

As the PSD has moved towards an asset management-based approach for maintenance of public infrastructure, the Intersection Safety and Capacity Study was commissioned in 2019. This study evaluated and ranked all of the traffic signals, and two other major intersections within the City in terms of safety and capacity. The study gave the City a defensible, base-line approach document for prioritizing improvements to intersections within the City. In a quickly growing City, we have specific need for these improvements, and this document also serves as the foundation for applying for funding through ODOT and MORPC. An ODOT Safety funding application was submitted in 2020 for a multi-year project that will design and construct improvements to the intersection of Broad Street and Summit Road. This project has been slated by ODOT for funding with details being currently worked through and design anticipated to commence by 2022. The ODOT project will replace the existing signal and add pedestrian facilities but will not add any new pavement. However, the City is planning to have left-turn lanes added on Summit Road as part of a TIF Agreement with a developer that owns adjacent property.

Continuing the effort to move to asset management, the PSD worked with a bridge consultant to complete an in-depth analysis of all 17 City maintained bridges to build the bridge CIP and maintenance schedule. The first projects identified in this program were maintenance to the Headley's Mill "Twin Culverts" bridge and the Cable Road bridge. For reasons related to the pandemic, along with some value engineering, the Headley's Mill bridge project was reduced in scope to include a stop-gap measure to extend the life of the existing infrastructure. This project was successfully completed in 2020, and this bridge is expected to last another 10 years with no degradation in service. The Cable Road bridge project also morphed during the planning process, but in the opposite direction. It was originally planned for maintenance by the City, but also needed extended by Licking Heights Schools due to the need for an extended turn lane related to increased traffic from their campus improvements project. As estimated values for the two projects became available, it was realized that there would be better value for both the City and School to partner on a replacement project versus separate maintenance and extension projects. An Agreement is currently being drafted, with engineering design, and potentially construction, of a new, replacement bridge to be completed in 2021.

With the remainder of the budget, the Public Service Department was able to focus on paying down debt service, replacing culverts, and acquiring equipment to increase in-house capabilities and safety. The City utilized both contractual services and City personnel to replace several culverts of varying size around the City where existing culverts were at the end of their useful life. The purchase of a new single-axle dump truck in 2020 allowed for the PSD to replace an old truck with newer, more efficient and effective equipment.

To complete small scale infrastructure and maintenance projects, the City relies on the capabilities of its Public Service Department Staff. The following list highlights efforts that were completed by the Departments eight full-time employees and one part-time grounds maintenance employee in 2020:

- Approximately 3,000 feet of roadside ditch cleaning and restoration.
- Approximately 1,500 feet of storm sewer/culverts replaced/installed.
- Installation and reconstruction of numerous yard drains and catch basins.
- Approximately 9 tons of crack seal material applied to roadways throughout the City.
- Roughly 9600 gallons of emulsion and 140 tons of gravel used to dura-patch City roads.
- Patching potholes and asphalt repairs, using approximately of 95 tons of asphalt.
- Repair of 60 streetlights.
- Replacement/upgrade of approximately 300 street and traffic signs.
- 5 traffic signal repairs/bulb replacements.
- Over 1,000 man-hours mowing public right-of-way
- Response to over 7,000 OUPS tickets

### **Utilities Department**

The Utilities Department accomplished several major projects in 2020 in order to help us accomplish our mission of "Clean Water In, Clean Water Out", including the following:

### ***Water Reclamation Department 2020 Highlights***

The Wastewater Collection System consists of 7 Lift Stations, 875 manholes, and 36.3 miles of sewer main pipeline. The 2020 calendar year for the Utility Department was a productive and successful one in our daily mission of “Clean Water In, Clean Water Out”. Equipment replacement and equipment revitalization was accomplished through proactive maintenance efforts. Those efforts included numerous hours in plant operation responsibilities, preventative maintenance duties at our facilities as well as in the collection system.

- **WRF Upgrade Project** - The Utility Department contracted with Kirk Brothers Inc. to begin construction on an upgrade project at the Water Reclamation Facility (WRF). This project will upgrade the equipment controlling the pumps at the lift stations feeding the WRF, the installation of a jet aeration system to better control the dissolved oxygen levels, various piping improvements, and the installation of a chemical feed system. This upgrade is being conducted in anticipation of a phosphorous limit being added to our next discharge permit. The upgrade project is anticipated to be completed in the Spring of 2021. This project is funded by a 0.15% loan through the Ohio Water Development Authority.
- **2020 Biosolids Program** - The Biosolids Management Program resulted in 64.79 dry tons of nutrient rich product for agricultural beneficial reuse. The program is on the frontline of reuse and recovery through the beneficial application of biosolids. The department is currently utilizing the services of a contractor (Agri-sludge) to conduct our land application program in accordance with good farming practices and OEPA regulations.
- **2020 GIS System Project** - The Utility Department took great strides in improving our GIS system for our underground infrastructure. We worked with our consultant to build and update our systems to streamline our department efforts in infrastructure management. The GIS project is an ongoing effort as we add new developments and continue to upgrade the accuracy of the existing infrastructure.



### ***Water Department 2020 Highlights***

The Water Distribution System consists of more than 561 fire hydrants, 978 main line valves, 4 elevated water storage tanks, 4 clear well storage tanks, 6 active water treatment wells, 1 water booster pump station, 2 treatment plants, and 63.3 miles of water main pipeline. The 2020 calendar year for the Utility Department was a productive and successful one in our daily mission of “Clean Water In, Clean Water Out”. Equipment replacement and equipment revitalization was accomplished through proactive maintenance efforts. Those efforts included numerous hours in plant operation responsibilities, preventative maintenance duties at our facilities as well as in the distribution system.

- **2020 GIS System Project** - The Utility Department took great strides in improving our GIS system for our underground infrastructure. We worked with our consultant to build and update our systems to streamline our department efforts in infrastructure management. The GIS project is an ongoing effort as we add new developments and continue to upgrade the accuracy of the existing infrastructure.



- **Water Tower Maintenance Program** - The Utility Department entered into an all-inclusive water tower maintenance program for 3 of its 4 water towers. This program includes painting, emergency and routine repairs, washout services and EPA required asset management reporting. The first benefit realized as a result of this program was the repainting of Beechwood Tower 1 in the summer of 2020.
- **Hydrant Flushing Program** - The Utility Department completed its annual hydrant flushing program in October. This is done to ensure that all of our hydrants are in good operational condition, and also to flush out any sediment that may have settled out of solution into our distribution system.
- **Valve Exercise Program** - The Utility Department continues to work on its annual valve exercising program, ensuring the proper operation of the main and hydrant control valves in the system.
- **Jefferson Street Waterline** - In 2020, the Utility Department contracted with Hull Inc. to complete the design of a project to replace and upsize the water main on Jefferson Street. This project was submitted to OPWC for some grant funding assistance. The waterline project will also include resurfacing the roadway.
- **System Maintenance** – During 2020, the Utility Department completed the following repairs and improvements to the water system:
  - 5 water main breaks
  - 28 service line repair jobs
  - 5 hydrants replaced
  - 6 hydrants repaired
  - All hydrants flushed during the annual hydrant flushing program
  - Over 4,000 laboratory tests to ensure OEPA compliance

### **Utility Billing Department**

The Billing Department ensures timely delivery of service to our customers and is diligent in providing the outstanding customer service every day of the year. This includes keeping the meter reading on a schedule month to month, ensuring that customer invoices go out on time, and attentiveness to customer service order requests. During 2020, the department processed approximately \$4.15 million in service and capacity charge revenues.

- **Information and Outreach Efforts** - We provided educational information to the customers regarding the Consumer Confidence Report (CCR) every year. The Utility Department is also continuing a monthly Social Media Informational Outreach program covering a different aspect of the department each month.

### **Parks and Recreation Department**

Currently, the city of Pataskala has seven parks within its approximately 30 square miles. Since 2018, the parks department has been awarded two Ohio Department of Natural Resources “Nature Works” grants for improvements at two of our parks. In 2020, we completed the new and exciting offerings at Liberty Park and finalized the plans for Karr Park. The improvements at Liberty Park included an asphalt walking path and a nature playground within the woods, while the improvements at Karr Park will begin in spring/summer of 2021 and include a multigenerational fitness area, and new entrance features to the park. Additionally, we plan to improve the existing walking path and expand that path to connect all park features for the community and city employees.



With an estimated population of more than 17,500 residents and a median age of 37, Pataskala’s population is relatively young. However, we must not forget about the city’s mature and elderly. Parks and Recreation is here to serve the mature population segment with social, recreational, active, and healthy opportunities to build a community centered around volunteerism to help strengthen our communities’ image. Effectively promoting and publicizing recreational programs and events will help enrich the lives of our residents.




The City’s park system has seven parks within its corporation limits, totaling more than 135 acres of passive and active parkland, and include the following:

**Foundation Park:** 3 softball diamonds, 16 soccer fields, 3 picnic shelter, concession stand. In 2020, The City of Pataskala collaborated with our county park district (Licking Park District) and The Gilbert Reese Foundation to construct the first phase of an aggregate walking path within the 78-acre oasis. The youth in the adjacent neighborhood now have a newly installed Gaga Ball Pit which was constructed by a local Eagle Scout from Troop 141.

Foundation hosts the assembly of floats for the annual Fourth of July parade, the Easter egg hunt sponsored by the Pataskala Lions Club, the Antique Power Show (includes tractor pull events, live music, and other community events), Outdoor Adventure Day and our annual Pace with Passion 5k. The park also has a 0.5-acre stocked pond.

**Municipal Park** (Active) has a small baseball diamond, a swimming pool, 1 athletic open field, a basketball court, a sand volleyball court, shelter house, and a playground for children. It also has a walking trail that connects two large subdivisions.



**Freedom Park** (Active) includes large open green space, a playground for children with various swing elements, fitness equipment and a shelter house.

Liberty Park (Passive) has 2-acre stocked pond, a walking path in the woods and a large open field which has an asphalt path around its perimeter. The parks department was awarded a Nature Works Grant from The Ohio Department of Natural Resources for improvements in the amount of \$68,579. The improvements included a paved walking path, nature playground inside the existing woods and a shelter house.



Citizens Park (Passive) has a children's playground, and a 2-acre stocked fishing pond. We are said to begin the first steps of development within the next 4 years.

Volunteer Park (Passive) has two baseball fields, a shelter house, and a soccer field/open space.

Karr Park (Active) has two shelter houses, a children's playground, a volleyball court and 1 walking path. Improvements are tentatively scheduled for spring 2021.

The Parks and Recreation Department looks to the future to enhance City Programs to offer the citizens of Pataskala more diverse sport programs, adult programs and more. In addition, we will concentrate on repairing existing buildings as well as maintaining and enhancing the grounds at all the parks. To help take our city's Parks and Recreation Department to the next level and to keep up with the growth of our rural city we are considering developing partnerships with local businesses to help enhance our parks and what the city has to offer for its residents.

Pataskala, Ohio is a fast-growing city just outside of Columbus, Ohio. The City of Pataskala is dedicated to making our community a healthier place, one individual at a time, by partnering with local professional and organizations to help understand our residents' unique needs for an improve quality of life and wellbeing.

### **Land and Buildings**

The Lands and Buildings Department is primarily funded by the General Fund, and expenditures included improvements to the Old Town Hall (which also serves as the Utility Department Headquarters), Municipal Building, Street Department, and park facilities. In 2007, the City purchased an existing office building located on Broad Street to serve as its Municipal Headquarters, with the intention of leasing any excess space. Improvements to the building since 2007 have included a new parking lot, new roof, as well as technology upgrades completed in 2012. In 2014, the note on the Municipal Building was paid in full, resulting in the City's complete ownership of the facility.



In 2016, City Council authorized the Administration to enter into a contract with an architectural firm, Horne & King, for planning, architectural design and construction administration services related to the construction of a new Police Station. Police department operations were previously run out of the Old



Town Hall building, a 102-year-old facility that was never designed to serve in such a capacity. Permanent long-term funding for the project and project bidding were successfully completed in early-2018. Construction of the new station was completed in early 2019 and the Police Department moved into the new facility in the spring of 2019.

Specific to the Old Town Hall, City Council approved funding in the 2019 and 2020 budgets to make improvements to the facility after the Police Department moved out. These included improvements to the building's electrical service, plumbing, HVAC and general remodeling work. Upon completion of much of this work, the City's Utility Administrative and Billing staff moved in. In addition to providing space for the Utility Department, the city also rents office space in the Old Town Hall to the Pataskala Area Chamber of Commerce.

### **Finance Department**

The Finance Department, which consists of 3 full-time employees, is responsible for the following functions: payroll, budgetary compliance, accounts payable/receivable, income tax collection, human resources, payroll, capital asset accounting, investment of public funds, and ensuring compliance with Bureau of Worker's Compensation guidelines.

The department provides timely financial information to the Mayor and members of City Council, employees, and residents. This information includes monthly financial and budgetary reports which are posted to the City's website, a 5-year forecast for all of the City's funds, outlining expected revenues, expenditures and cash position, and also updates regarding the City's budget. Policies and procedures are continuously updated and reviewed ensuring proper internal controls are in place.

This year will mark the twenty-seventh consecutive year of filing financial statements according to accounting principles generally accepted in the United States of America (GAAP), and the eleventh consecutive year that the City has submitted a Comprehensive Annual Financial Report (Annual Report) to the Government Finance Officers Association for their Certificate of Achievement Program.

### **LONG-TERM FINANCIAL PLANNING**

A 1.0% income tax was enacted by the voters in May 2010 and became effective July 1, 2010. The tax provides funding for Police protection and for investment in maintenance and improvements of the City's roadway infrastructure. City Council initially earmarked 75% of the revenue for police and 25% for street maintenance and repair through December 2011. Based upon 2011 and 2012 collections being significantly higher than originally estimated, the City was able to allocate additional income tax revenues in 2012 toward the City's infrastructure needs. As a part of the annual budget process, City Council approves the following year's allocation rates. For 2020, City Council initially directed that the income tax collections were to be allocated as follows: Police (55.0%), Street (30.85%), Capital Improvement (1.75%), and Debt Service (12.4%). As a result of the COVID-19 pandemic impacting the rate of collections, City Council increased the allocation to the Debt Service fund by reducing the Police and Street allocations. On a full-year cash basis, the composite allocation rates ended up as follows: Police (53.87%); Street (29.96%); Capital Improvement (1.75%); and Debt Service (14.42%).

Pataskala is considered to be a bedroom community, with a significant portion of its approximately 17,500 residents working outside the corporate limits, including the cities of Columbus, Pickerington, Reynoldsburg, Whitehall, and Newark. Licking County's unemployment rate remained competitive with a rate of 4.20% and is somewhat better than the State of Ohio's December 2020 rate of 5.50%. The City also monitors and utilizes unemployment rates in surrounding counties as one factor when forecasting future income tax collections.

In consultation with City Council, the City Administrator has primary responsibility for developing the short- and long-term goals and objectives for the city. The City Administrator, Timothy O. Hickin, has compiled a list of six planning topics, which include: attracting jobs to the City; improving the City's roads; and completing a vision of how residents want the City to look in coming years.

Please find below an outline of Goals & Projects for 2021. The Administration prepared this plan in order to focus our planning and align our action steps consistent with these goals in order to achieve maximum efficiencies and results for the citizens of Pataskala.

### 1) Economic Development

- **Corporate Park:** Formulate plan with new broker of Corporate Park to market the property to potential developers. Determine the maximum combined water and sewer service that can be provided to the Park by the City and Southwest Licking Community Water and Sewer District.
- **Consultant:** Hire an Economic Development Consultant to help with questions and marketing of sites throughout Pataskala
- **Community Reinvestment Areas (CRA's):** Continue to market the City's four commercial and residential CRA areas. Create informational materials to inform business and residents about the CRA program.
- **Local School Districts:** Work with both local school districts to implement the revenue sharing agreement for the Corporate Park CRA, benefitting expediency of future development of the Park.
- **Tax Increment Financing Districts (TIF):** File additional parcels within the corporate park to capitalize on developments. Identify other potential locations to implement TIF Districts to support development and infrastructure improvements. Focus on creating a TIF at the intersection of Summit and Broad Streets.
- **Organizational Relationships:** Strengthen our partnerships with regional organizations, entities, and neighbors to enhance marketing and coordination:
  - Columbus 2020
  - Mid-Ohio Regional Planning Commission (MORPC)
  - Etna, Harrison, St. Albans, Jersey and Jefferson townships
  - Pataskala Area Chamber of Commerce
  - Franklin & Licking counties
  - Jobs Ohio
  - Pataskala Corporate Park JEDD
  - Ohio Development Services Agency
  - Southwest Licking & Licking Heights School Districts
  - Central Ohio Technical College/C-TEC
  - Mid-Ohio Development Exchange (MODE)
  - Southwest Licking Consolidated Water & Sewer District
  - Cities of Columbus, Reynoldsburg, and New Albany

## 2) Infrastructure Improvements / CIP Implementation – “Investment in Our Future”

- **Street & Road Infrastructure:** Implementation of the Street Improvement Program, including repaving/reconstruction of identified roadways. City continues aggressive budgeting each year toward our annual roadway improvements program.
- **Traffic Control and Intersection Improvements:** With the completion of the Intersection Safety and Capacity Study, the City has created a prioritized improvement schedule for intersections and will use it as a baseline to apply for State and Federal funding for financial assistance in completing improvement projects. In 2021, the City will be working with ODOT to design a safety funds grant project to make improvements to the intersection of Broad Street and Summit Road. The City will also be working with a developer to make additional improvements to the same intersection through TIF funding. The City will continue to make applications to MORPC, through the Attributable Funds grant program, and to ODOT, through both the Safety Funds and TRAC grant programs, to make improvements to the Broad Street Downtown Corridor. The City intends to make an ODOT Safety Funds application for improvements at the Broad Street and Taylor Road intersection as well. Finally, the City will continue the asset management program to trouble shoot on-going issues, make repairs, and complete upgrades to traffic signals and control equipment.
- **Bridge and Culvert Asset Management:** In 2021, the Public Service Department is planning to complete design and construction for a small bridge replacement project on Cable Road in a coordinated effort with Licking Heights School District. Replacement of (2) 48” diameter culverts are also planned for 2021, with one on Summit Glen Drive and one on Headley’s Mill Road.
- **Storm Water Management:** Due to revenue uncertainties during the budgeting process related to Covid-19, the Public Service Department postponed all major stormwater CIP projects for 2021. Small scall efforts will include the kick-off of an asset management program for storm inlet rehabilitation throughout the City, storm sewer infill projects to add inlets and pipe in areas of poor drainage, continued replacement of small culverts ahead of the annual paving project, and replacement/repair of storm sewer where system degradation has occurred with both in-house and contractual service 2020.

## 3) Public Service & Engineering

- **Public Service Department – Core Services:** Continue to provide basic and enhanced services to the residents and businesses, including:
  - Roadway berm replacement
  - Urban forest management plan (city-owned trees only)
  - Roadway striping
  - Pothole repair and repaving
  - Ditch cleaning and culvert repair/replacement
  - Right of-way mowing and vegetation management for sign visibility
  - Stream blockage removal
  - Streetlight repair and maintenance
  - Snow and ice removal program
  - City gateway maintenance
  - Street signage repair and replacement
  - Weekly park maintenance efforts
  - Guardrail maintenance

- Road sweeping/alley maintenance
- Mosquito control program
- **Storm Sewer Maintenance:** Targeted use of jet truck to maintain and clean-out lines. Inspect all drains and catch basins, and video sewers suspected of deficiencies throughout the City to identify areas in the storm water system that need to be cleaned, repaired, or replaced.
- **NPDES/MS4 Permit:** Improved communication with the EPA and staff efforts to improve compliance with requirements of NPDES/MS4 program.

#### 4) Land Use, Planning & Zoning / Grant Funding, Parks & Recreation:

- **Economic Development:** Continue responding to leads, and work to ensure adequate infrastructure is in place.
- **Comprehensive Land Use Plan:** Finalize Draft Comprehensive Plan in conjunction with Development Committee and City Council in order to formally adopt the Plan.
- **Code Review:** Ongoing review by staff identifying areas of the code not working as intended – suggestions for code modifications, if needed, should be anticipated in 2020. Code amendments that may be the outcome of the adoption of the Comprehensive Land Use Plan.
- **Zoning Code Enforcement:** Continued prioritization of enforcement issues within the Department – trash, inoperable motor vehicles, tall grass and weeds, along with chronic property maintenance-related properties.
- **Planning & Zoning:** Modify existing permit forms and fee schedule to provide more streamlined submittal process.

#### 5) Utilities – “Clean Water In, Clean Water Out”

- **Public Informational Outreach:** Significant outreach, education, and awareness initiatives to customers on, Fats Oil and Grease Program, Backflow Prevention Program, Water Conservation Efforts, and monthly informational posts on different aspects of the water and wastewater treatment processes.
- **Water Reclamation Facility (WRF) Improvements:** Complete the WRF upgrade construction. This upgrade is being completed to accomplish the goal of better nutrient reduction, specifically phosphorous. This project is funded by a .15% interest loan from the Ohio EPA and is expected to be completed in the spring of 2021.
- **Jefferson Street Waterline Project:** Replace and upsize the water main on Jefferson Street and Depot Street. This project will also eliminate a dead end in our distribution system and will include a roadway surface replacement.
- **Lift Station Generator:** Installing a standby generator at our lift stations that do not have one. This will be a three-year project to complete, with one generator purchase a year. The Sugar Mill Lift Station will get its generator in 2021.
- **Sewer Line Maintenance:** Increased efforts in sewer main preventative maintenance cleaning efforts. Using the SL-RAT system, we are able to use sound waves to quickly diagnose whether or not a line is experiencing a blockage. This allows us to only clean the lines that need cleaning, saving time, water and money.

- **Water Line Maintenance:** Annual water line, valve, hydrant replacement and repair efforts. We also conduct a water valve exercise program to ensure that the valves are operable when they are needed. We exercise half of the system's main line valves every year.
- **GIS integration work:** The Utility Department is continuing to update its GIS map which locates all of its water and sewer infrastructure.

#### 6) City Facilities

- **Municipal Facilities Inventory:** Investigate potential new uses for all city facilities. What is the most productive use of all city facilities?
- **Market and identify potential tenants for open space in municipal buildings.**
- **Leases:** Re-evaluate and update current leases with tenants.
- **Pataskala Administration Building:** Complete replacement of entryways to the City Administration Building north and south entries. Replace deteriorating portions of buildings. Complete a renovation of the 2<sup>nd</sup> floor flooring.

#### 7) Communications / Public Outreach

- **Community Outreach:** Revamp and redo the city's website. Investigate the feasibility of a "Pataskala App" for use with smart phones. Increase use of social media (Facebook, Twitter) and increase the number of registrants to each.

#### 8) Parks and Recreation

- Continue to improve the current level of the recreation programs and facilities.
- Pursue new and exciting recreation programs to involve more residents (adults and children) in various activities using park facilities.
- Continue to maintain and improve park facilities for the continued enjoyment of the current residents as well as future potential residents.
- Promote our parks to families and offer community events and co-sponsored events with local clubs, businesses, and other local groups to encourage more involvement within the parks.
- Continue to pursue volunteer opportunities with all civic groups, businesses, as well as individual residents to improve the overall condition of the Parks.
- Work to develop partnerships with our local school to offer additional programs such as archery in schools and E-Sports clubs.
- Continue to seek sponsorships from local business for recreational programs, events and future programming.



## **RELEVANT FINANCIAL POLICIES**

By ordinance, City Council adopted a comprehensive *Employee Handbook & Policy Manual* which, in addition to providing employees guidance on employment practices and policies, also provides a tool for the City to better manage and streamline the City's purchasing procedures, budgeting and financial planning, debt management, and investment and deposit of funds to ensure the minimal City resources are utilized to their fullest. A summary of the significant components of the financial policy section are as follows:

***Purchasing Procedures*** - Clarification and direction was provided to all employees governing the use of requisitions, certification of funds, establishing communication channels between departments receiving goods and the authorization for payment, competitive bidding process, and finally establishing overall standards and ethics.

***Budgeting and Financial Planning*** – The purpose is to identify the major elements of the budgeting/financial planning process to ensure the long-term objectives of the City are met and to recognize that prudent financial planning considers multi-year implications of short-term financial decisions. The major financial planning elements include:

1. **Capital Improvement Plan** – This document establishes a policy framework to guide the expansion of the City and future development and necessary infrastructure and capital equipment needs.
2. **Five-Year Forecast** – This plan projects the expected fund balances of the City's General Fund, or main operating fund, and considers the expected funding needs, essential funding sources, and may expand upon the Capital Improvement Plan by estimating the costs and funding for projects and programs that accomplish the long-term goals for the City.
3. **Annual Operating and Capital Budgets** – This annual financial plan is prepared by the City Administrator with assistance from the Finance Department and approved by Council. These budgets may be changed throughout the year based upon departmental needs and changes in estimated revenues.

The City will budget target cash fund balances for various operating funds to provide reserves for unforeseen emergencies or revenue shortfalls and to eliminate the need for short-term borrowings.

***Debt Management*** - Debt will only be used to fund capital projects or the purchase of capital assets that will continue to benefit the community and will not be used to finance operating expenditures. The City will work to obtain and maintain assigned credit from a rating agency consistent with the City's financing objectives. Finally, the City will strive to retire short-term borrowings as considered beneficial to the City in relation to overall cost savings and interest rates.

***Investments and Deposits of Funds*** – City Council adopted an amended investment policy in 2018 which expanded the number of approved investment options, and emphasizes safety, preservation of principal, liquidity and yield. All idle funds are to be invested in accordance with the City's investment policy.

## AWARDS AND ACKNOWLEDGEMENTS

The Government Finance Officers Association of the United States and Canada (GFOA) awarded a *Certificate of Achievement for Excellence in Financial Reporting* to the City of Pataskala for its Comprehensive Annual Financial Report for the year ended December 31, 2019. This was the eleventh consecutive year that the City of Pataskala has achieved this prestigious award. In order to be awarded a Certificate of Achievement, a government unit must publish an easily readable and efficiently organized comprehensive annual financial report. This report must satisfy both generally accepted accounting principles and applicable legal requirements.

A Certificate of Achievement is valid for a period of one year only. We believe our current report continues to conform to the Certificate of Achievement Program requirements, and we are submitting it to the GFOA to determine its eligibility for another certificate.


Government Finance Officers Association of the United States and Canada (GFOA) has given an Award for Outstanding Achievement in Popular Annual Financial Reporting to the City of Pataskala for its Popular Annual Financial Report for the fiscal year ended December 31, 2019. The Award for Outstanding Achievement in Popular Annual Financial Reporting is a prestigious national award recognizing conformance with the highest standards for preparation of state and local government popular reports. In order to receive an Award for Outstanding Achievement in Popular Annual Financial Reporting, a government unit must publish a Popular Annual Financial Report, whose contents conform to program standards of creativity, presentation, understandability, and reader appeal.

An Award for Outstanding Achievement in Popular Annual Financial Reporting is valid for a period of one year only. The City of Pataskala has received a Popular Award for the last four consecutive years (fiscal years ended 2016-2019). We believe our current report continues to conform to the Popular Annual Financial Reporting requirements, and we are submitting it to GFOA to determine its eligibility for another Award.

The City was also awarded the Ohio Auditor of State's *Award With Distinction* certificate (formerly known as the "Making Your Tax Dollars Count" award) for ten years (2009-2017, 2019), based upon the submission of a Comprehensive Annual Financial Report, and the auditor's finding that no material noncompliance or internal control weaknesses were identified as a result of these audits. We anticipate qualifying for the award again for 2020.

The preparation of this Comprehensive Annual Financial Report was made possible by the dedicated service of the City's Finance staff, department heads and all other City employees who have contributed or assisted in its preparation.

Respectfully submitted,



James M. Nicholson  
Finance Director



Government Finance Officers Association

Certificate of  
Achievement  
for Excellence  
in Financial  
Reporting

Presented to

**City of Pataskala  
Ohio**

For its Comprehensive Annual  
Financial Report  
For the Fiscal Year Ended

December 31, 2019

*Christopher P. Morill*

Executive Director/CEO

**City of Pataskala, Ohio**  
**Elected & Appointed Officials**  
**As of December 31, 2020**

---

**Elected Officials\***

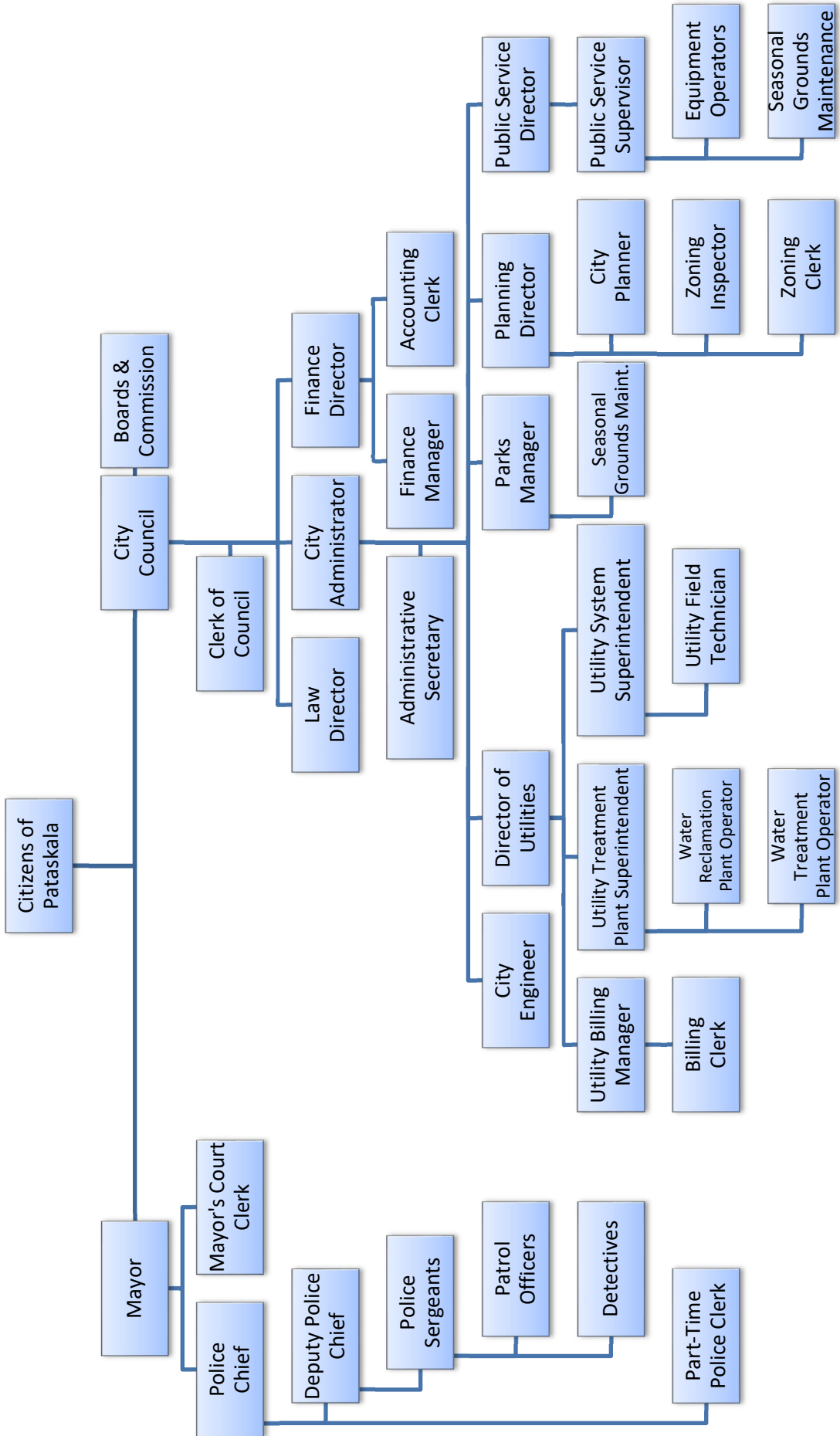
Mayor	Michael W. Compton (2021)
Council President	<i>Ward 3</i> – Todd W. Barstow (2023)
Council Members	<i>At-Large</i> – Dustin Epperson (2021) <i>At-Large</i> – Jude Hampshire (2021) <i>At-Large</i> – Andrew W. Walther (2021) <i>Ward 1</i> – Thomas H. Lee (2023) <i>Ward 2</i> – Melissa A. Carter (2023) <i>Ward 4</i> – Brandon Galik (2023)

**Appointed Officials:**

City Administrator	Timothy O. Hickin
Director of Finance	James M. Nicholson, MBA, CPFIM
Law Director	Brian M. Zets, Esq.
Planning Director	Scott C. Fulton
Public Service Director	Alan W. Haines, P.E.
Chief of Police	Bruce Brooks
Utilities Director	Christopher D. Sharrock
Parks Manager	Lenier A. Crawford

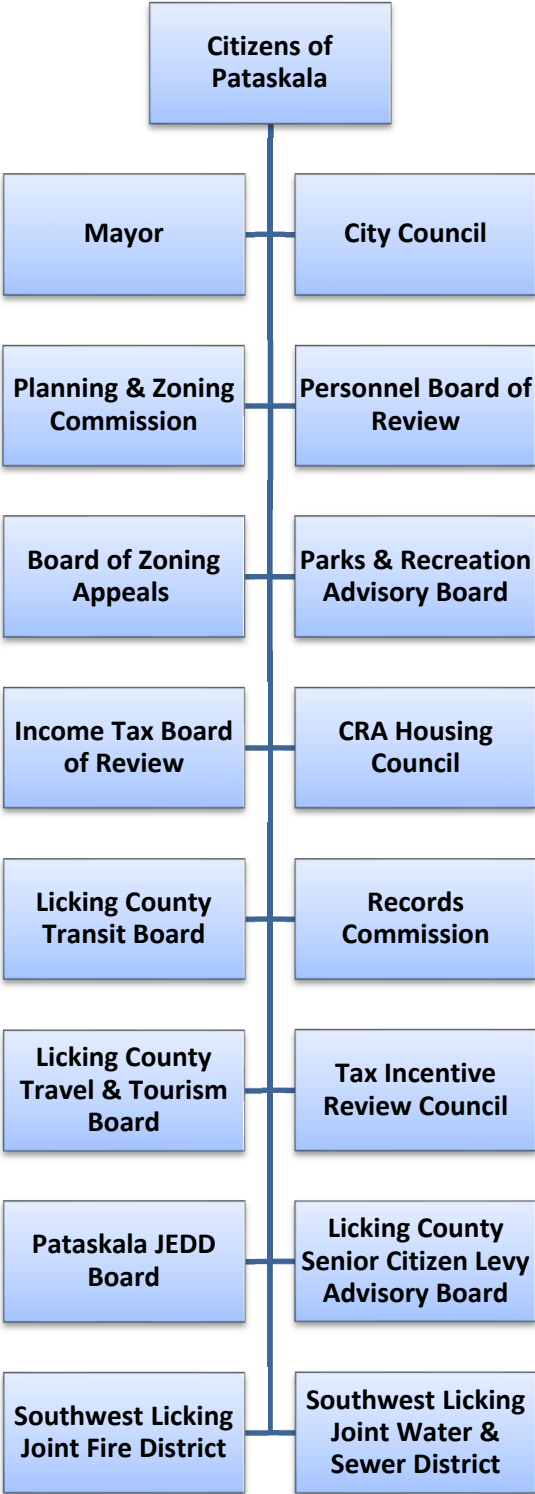
\* Elected officials terms of office listed in parentheses.

# City of Pataskala, Ohio Organizational Chart



# City of Pataskala, Ohio Boards & Commissions

---





# Financial Section

## City of Pataskala | Annual Report







## Independent Auditor's Report

City of Pataskala  
Licking County  
621 W. Broad Street, Suite 1D  
Pataskala, Ohio 43062

To the Members of Council and Mayor:

### ***Report on the Financial Statements***

We have audited the accompanying financial statements of the governmental activities, the business-type activities, each major fund, and the aggregate remaining fund information of the City of Pataskala, Licking County, Ohio, as of and for the year ended December 31, 2020, and the related notes to the financial statements, which collectively comprise the City of Pataskala's basic financial statements as listed in the table of contents.

### ***Management's Responsibility for the Financial Statements***

Management is responsible for the preparation and fair presentation of these financial statements in accordance with accounting principles generally accepted in the United States of America; this includes the design, implementation, and maintenance of internal control relevant to the preparation and fair presentation of financial statements that are free from material misstatement, whether due to fraud or error.

### ***Auditor's Responsibility***

Our responsibility is to express opinions on these financial statements based on our audit. We conducted our audit in accordance with auditing standards generally accepted in the United States of America and the standards applicable to financial audits contained in *Government Auditing Standards*, issued by the Comptroller General of the United States. Those standards require that we plan and perform the audit to obtain reasonable assurance about whether the financial statements are free from material misstatement.

An audit involves performing procedures to obtain audit evidence about the amounts and disclosures in the financial statements. The procedures selected depend on the auditor's judgment, including the assessment of the risks of material misstatement of the financial statements, whether due to fraud or error. In making those risk assessments, the auditor considers internal control relevant to the City of Pataskala's preparation and fair presentation of the financial statements in order to design audit procedures that are appropriate in the circumstances, but not for the purpose of expressing an opinion on the effectiveness of the City of Pataskala's internal control. Accordingly, we express no such opinion. An audit also includes evaluating the appropriateness of accounting policies used and the reasonableness of significant accounting estimates made by management, as well as evaluating the overall presentation of the financial statements.

We believe that the audit evidence we have obtained is sufficient and appropriate to provide a basis for our audit opinions.

***Opinions***

In our opinion, the financial statements referred to above present fairly, in all material respects, the respective financial position of the governmental activities, the business-type activities, each major fund, and the aggregate remaining fund information of the City of Pataskala, Licking County, Ohio, as of December 31, 2020, and the respective changes in financial position, and, where applicable, cash flows thereof and the respective budgetary comparisons for the General, Street and Police Funds for the year then ended in accordance with accounting principles generally accepted in the United States of America.

***Emphasis of Matter***

As described in Note 22 to the financial statements, the financial impact of COVID-19 and the continuing emergency measures may impact subsequent periods of the City of Pataskala. Our opinions are not modified with respect to this matter.

***Other Matters***

*Required Supplementary Information*

Accounting principles generally accepted in the United States of America require that the *management's discussion and analysis, and schedules of net pension and other postemployment benefit assets and liabilities and pension and other postemployment benefit contributions* listed in the table of contents, be presented to supplement the basic financial statements. Such information, although not a part of the basic financial statements, is required by the Governmental Accounting Standards Board, who considers it to be an essential part of financial reporting for placing the basic financial statements in an appropriate operational, economic, or historical context. We have applied certain limited procedures to the required supplementary information in accordance with auditing standards generally accepted in the United States of America, which consisted of inquiries of management about the methods of preparing the information and comparing the information for consistency with management's responses to our inquiries, the basic financial statements, and other knowledge we obtained during our audit of the basic financial statements. We do not express an opinion or provide any assurance on the information because the limited procedures do not provide us with sufficient evidence to express an opinion or provide any assurance.

*Supplementary and Other Information*

Our audit was conducted for the purpose of forming opinions on the financial statements that collectively comprise the City of Pataskala's basic financial statements. The introductory section, combining and individual nonmajor fund financial statements and schedules, and statistical section, are presented for purposes of additional analysis and are not a required part of the basic financial statements.

The combining and individual nonmajor fund financial statements and schedules are the responsibility of management and were derived from and relate directly to the underlying accounting and other records used to prepare the basic financial statements. Such information has been subjected to the auditing procedures applied in the audit of the basic financial statements and certain additional procedures, including comparing and reconciling such information directly to the underlying accounting and other records used to prepare the basic financial statements or to the basic financial statements themselves, and other additional procedures in accordance with auditing standards generally accepted in the United States of America. In our opinion, the combining and individual nonmajor fund financial statements and schedules are fairly stated in all material respects in relation to the basic financial statements as a whole.

The introductory and statistical sections have not been subjected to the auditing procedures applied in the audit of the basic financial statements and, accordingly, we do not express an opinion or provide any assurance on them.

***Other Reporting Required by Government Auditing Standards***

In accordance with *Government Auditing Standards*, we have also issued our report dated June 15, 2021, on our consideration of the City of Pataskala's internal control over financial reporting and on our tests of its compliance with certain provisions of laws, regulations, contracts, and grant agreements and other matters. The purpose of that report is solely to describe the scope of our testing of internal control over financial reporting and compliance and the results of that testing, and not to provide an opinion on the effectiveness of the City of Pataskala's internal control over financial reporting or on compliance. That report is an integral part of an audit performed in accordance with *Government Auditing Standards* in considering the City of Pataskala's internal control over financial reporting and compliance.



Julian & Grube, Inc.  
June 15, 2021



THIS PAGE IS INTENTIONALLY LEFT BLANK

## CITY OF PATASKALA, OHIO

### MANAGEMENT'S DISCUSSION AND ANALYSIS FOR THE YEAR ENDED DECEMBER 31, 2020

---

The management's discussion and analysis of the City of Pataskala's (the "City") financial performance provides an overall review of the City's financial activities for the year ended December 31, 2020. The intent of this discussion and analysis is to look at the City's financial performance as a whole; readers should also review the basic financial statements and the notes to the basic financial statements to enhance their understanding of the City's financial performance.

#### Financial Highlights

Key financial highlights for 2020 are as follows:

- The total net position of the City increased \$6,314,732. Net position of governmental activities increased \$4,487,547 or 12.26% from December 31, 2019's net position. Net position of business-type activities increased \$1,827,185 or 15.65% from December 31, 2019's net position.
- General revenues accounted for \$8,640,633 or 61.63% of total governmental activities revenue. Program-specific revenues accounted for \$5,380,276 or 38.37% of total governmental activities revenue.
- The City had \$9,533,362 in expenses related to governmental activities; in total, these expenses were partially offset by program specific charges for services, grants or contributions.
- The general fund had revenues of \$2,242,081 in 2020. This represents an increase of \$392,445 from 2019 revenues. The expenditures of the general fund, which totaled \$1,457,213 in 2020 decreased \$130,416 from 2019. The net increase in fund balance for the general fund was \$684,868 or 39.43%.
- The Street fund had revenues and other financing sources of \$3,182,567 in 2020, which is an increase of \$29,559 from 2019 revenues. The expenditures and other financing uses in the Street fund totaled \$3,052,120 in 2020, which decreased \$659,490 from 2019. The net increase in fund balance was \$130,447 or 3.93%.
- The Police fund had revenues of \$3,433,529 in 2020, which is an increase of \$166,362 from 2019 revenues. The expenditures and other financing uses in the Police fund totaled \$2,429,412 in 2020, which decreased \$360,274 from 2019. The net increase in fund balance was \$1,004,117 or 37.81%.
- The Debt Service fund had revenues and other financing sources of \$1,228,629 and expenditures of \$1,048,653 in 2020. The fund balance of the Debt Service fund increased \$179,976 or 95.70%.
- Net position for the business-type activities, which are made up of the Water and Sewer enterprise funds, increased in 2020 by \$1,827,185.
- In the general fund, the actual revenues came in \$274,544 higher than they were in the final budget. Actual expenditures were \$295,815 less than the amount in the final budget. These variances are the result of the City's conservative budgeting process.

#### Using This Comprehensive Annual Financial Report (Annual Report)

This annual report consists of a series of financial statements and notes to these statements. These statements are organized so the reader can understand the City as a financial whole, an entire operating entity. The statements then proceed to provide an increasingly detailed look at specific financial activities.

## CITY OF PATASKALA, OHIO

### MANAGEMENT'S DISCUSSION AND ANALYSIS FOR THE YEAR ENDED DECEMBER 31, 2020

---

The statement of net position and statement of activities provide information about the activities of the City as a whole, presenting both an aggregate view of the City's finances and a longer-term view of those finances. Fund financial statements provide the next level of detail. For governmental funds, these statements tell how services were financed in the short-term as well as what remains for future spending. The fund financial statements also look at the City's most significant funds with all other nonmajor funds presented in total in one column.

#### Reporting the City as a Whole

##### *Statement of Net Position and the Statement of Activities*

While this document contains a large number of funds used by the City to provide programs and activities, the view of the City as a whole looks at all financial transactions and asks the question, "How did we do financially during 2020?" The statement of net position and the statement of activities answer this question. These statements include all assets, deferred outflows of resources, liabilities, deferred inflows of resources, revenues and expenses using the accrual basis of accounting similar to the accounting used by most private-sector companies. This basis of accounting will take into account all of the current year's revenues and expenses regardless of when cash is received or paid.

These two statements report the City's net position and changes in net position. The change in net position is important because it tells the reader that, for the City as a whole, the financial position of the City has either improved or diminished. The causes of this change may be the result of many factors, some financial, some not. Non-financial factors would include the City's property tax base, current property tax laws in Ohio restricting revenue growth, facility conditions, variations of economic conditions, required community programs and other factors.

In the statement of net position and the statement of activities, the City is divided into two distinct kinds of activities:

*Governmental activities* - Most of the City's programs and services are reported here including police, street maintenance, capital improvements and general administration. These services are funded primarily by property taxes, income taxes, and intergovernmental revenues including Federal and State grants and other shared revenues.

*Business-type activities* - These services are provided on a charge for goods or services basis to recover all or a significant portion of the expenses of the goods or services provided. The City's water and sewer operations are reported here.

The City's statement of net position and statement of activities can be found on pages 57-59 of this report.

#### Reporting the City's Most Significant Funds

##### *Fund Financial Statements*

A fund is a grouping of related accounts that is used to maintain control over resources that have been segregated for specific activities or objectives. The City, like other state and local governments, uses fund accounting to ensure and demonstrate compliance with finance-related legal requirements. All of the funds of the City can be divided into three categories: governmental funds, proprietary funds, and fiduciary funds.

Fund financial reports provide detailed information about the City's major funds. The City uses many funds to account for a multitude of financial transactions. However, these fund financial statements focuses on the City's most significant funds. The analysis of the City's major governmental and proprietary funds begins on page 49.

## CITY OF PATASKALA, OHIO

### MANAGEMENT'S DISCUSSION AND ANALYSIS FOR THE YEAR ENDED DECEMBER 31, 2020

---

#### ***Governmental Funds***

Governmental funds are used to account for essentially the same functions reported as governmental activities in the government-wide financial statements. However, unlike the government-wide financial statements, governmental fund financial statements focus on near-term inflows and outflows of spendable resources, as well as on balances of spendable resources available at the end of the fiscal year. Such information may be useful in evaluating a government's near-term financing requirements.

Because the focus of the governmental funds is narrower than that of the government-wide financial statements, it is useful to compare the information presented for governmental funds with similar information presented for governmental activities in the government-wide financial statements. By doing so, the readers may better understand the long-term impact of the government's near-term financing decisions. Both the governmental fund balance sheet and the governmental fund statement of revenues, expenditures, and changes in fund balances provide a reconciliation to facilitate this comparison between governmental funds and governmental activities.

The City maintains a multitude of individual governmental funds and has segregated these funds into major and nonmajor funds. The City's major governmental funds are the general fund, Street fund, Police fund and Bond Improvements fund. Information for major funds is presented separately in the governmental fund balance sheet and in the governmental statement of revenues, expenditures, and changes in fund balances. Data from the other governmental funds are combined into a single, aggregated presentation. The basic governmental fund financial statements can be found on pages 60-69 of this report.

#### ***Proprietary Funds***

The City maintains one type of proprietary fund, its enterprise funds. Enterprise funds are used to report the same functions presented as business-type activities in the government-wide financial statements. The City uses enterprise funds to account for its water and sewer operations. Both of the City's enterprise funds are considered major funds. The basic proprietary fund financial statements can be found on pages 70-73 of this report.

#### ***Fiduciary Funds***

Fiduciary funds are used to account for resources held for the benefit of parties outside the City. Fiduciary funds are not reflected in the government-wide financial statement because the resources of those funds are not available to support the City's own programs. The accounting used for fiduciary funds is much like that used for proprietary funds. The City's fiduciary fund is a Custodial fund. The basic fiduciary fund financial statements can be found on pages 74-75 of this report.

#### ***Notes to the Basic Financial Statements***

The notes provide additional information that is essential to a full understanding of the data provided in the government-wide and fund financial statements. These notes to the basic financial statements can be found on pages 77-136 of this report.

#### ***Required Supplementary Information***

In addition to the basic financial statements and accompanying notes, this report also presents certain required supplementary information concerning the City's net pension liability/asset and net OPEB liability. The required supplementary information can be found on pages 138-152 of this report.

**CITY OF PATASKALA, OHIO**

**MANAGEMENT'S DISCUSSION AND ANALYSIS  
FOR THE YEAR ENDED DECEMBER 31, 2020**

**Government-Wide Financial Analysis**

The table below provides a summary of the City's assets, deferred inflows of resources, liabilities, deferred outflows of resources and net position at December 31, 2020 and 2019.

	<b>Net Position</b>					
	<b>Governmental Activities</b>		<b>Business-Type Activities</b>		<b>Total</b>	
	<b>2020</b>	<b>2019</b>	<b>2020</b>	<b>2019</b>	<b>2020</b>	<b>2019</b>
<b><u>Assets</u></b>						
Current and other assets	\$ 19,100,747	\$ 17,417,329	\$ 10,499,064	\$ 9,111,630	\$ 29,599,811	\$ 26,528,959
Capital assets, net	40,592,597	38,959,848	15,180,310	14,817,852	55,772,907	53,777,700
Total assets	<b><u>59,693,344</u></b>	<b><u>56,377,177</u></b>	<b><u>25,679,374</u></b>	<b><u>23,929,482</u></b>	<b><u>85,372,718</u></b>	<b><u>80,306,659</u></b>
<b><u>Deferred outflows of resources</u></b>						
Unamortized						
deferred charges	-	-	259,378	274,711	259,378	274,711
Pension	872,103	1,893,781	202,193	419,942	1,074,296	2,313,723
OPEB	518,100	412,050	126,775	79,765	644,875	491,815
<b>Total deferred outflows</b>	<b><u>1,390,203</u></b>	<b><u>2,305,831</u></b>	<b><u>588,346</u></b>	<b><u>774,418</u></b>	<b><u>1,978,549</u></b>	<b><u>3,080,249</u></b>
<b><u>Liabilities</u></b>						
Current liabilities	1,192,707	2,192,703	141,193	200,802	1,333,900	2,393,505
Long-term liabilities:						
Due within one year	935,608	928,230	701,786	780,358	1,637,394	1,708,588
Net pension liability	4,784,322	6,085,818	864,542	1,150,497	5,648,864	7,236,315
Net OPEB liability	1,540,157	1,476,746	619,598	578,480	2,159,755	2,055,226
Other amounts	9,195,945	9,898,099	10,120,812	10,208,937	19,316,757	20,107,036
<b>Total liabilities</b>	<b><u>17,648,739</u></b>	<b><u>20,581,596</u></b>	<b><u>12,447,931</u></b>	<b><u>12,919,074</u></b>	<b><u>30,096,670</u></b>	<b><u>33,500,670</u></b>
<b><u>Deferred inflows of resources</u></b>						
Property taxes						
and PILOTs	1,222,504	1,151,210	-	-	1,222,504	1,151,210
Pension	724,733	133,546	209,034	72,114	933,767	205,660
OPEB	409,708	226,340	108,826	37,968	518,534	264,308
<b>Total deferred inflows</b>	<b><u>2,356,945</u></b>	<b><u>1,511,096</u></b>	<b><u>317,860</u></b>	<b><u>110,082</u></b>	<b><u>2,674,805</u></b>	<b><u>1,621,178</u></b>
<b><u>Net Position</u></b>						
Net investment in						
capital assets	30,546,507	27,129,515	4,639,228	4,125,680	35,185,735	31,255,195
Restricted	8,490,369	8,054,731	-	-	8,490,369	8,054,731
Unrestricted	2,040,987	1,406,070	8,862,701	7,549,064	10,903,688	8,955,134
<b>Total net position</b>	<b><u>\$ 41,077,863</u></b>	<b><u>\$ 36,590,316</u></b>	<b><u>\$ 13,501,929</u></b>	<b><u>\$ 11,674,744</u></b>	<b><u>\$ 54,579,792</u></b>	<b><u>\$ 48,265,060</u></b>



## CITY OF PATASKALA, OHIO

### MANAGEMENT'S DISCUSSION AND ANALYSIS FOR THE YEAR ENDED DECEMBER 31, 2020

---

The net pension liability/asset is reported pursuant to Governmental Accounting Standards Board (GASB) Statement 68, "Accounting and Financial Reporting for Pensions—an Amendment of GASB Statement 27." The net other postemployment benefits (OPEB) liability is reported pursuant to GASB Statement 75, "Accounting and Financial Reporting for Postemployment Benefits Other Than Pensions." For reasons discussed below, many end users of this financial statement will gain a clearer understanding of the City's actual financial condition by adding deferred inflows related to pension and OPEB, the net pension liability, and the net OPEB liability to the reported net position and subtracting deferred outflows related to pension and OPEB and the net pension asset.

Governmental Accounting Standards Board standards are national and apply to all government financial reports prepared in accordance with generally accepted accounting principles. Prior accounting for pensions (GASB 27) and postemployment benefits (GASB 45) focused on a funding approach. This approach limited pension and OPEB costs to contributions annually required by law, which may or may not be sufficient to fully fund each plan's net pension liability/asset or net OPEB liability. GASB 68 and GASB 75 take an earnings approach to pension and OPEB accounting; however, the nature of Ohio's statewide pension/OPEB plans and state law governing those systems requires additional explanation in order to properly understand the information presented in these statements.

GASB 68 and GASB 75 require the net pension liability/asset and the net OPEB liability to equal the City's proportionate share of each plan's collective:

1. Present value of estimated future pension/OPEB benefits attributable to active and inactive employees' past service.
2. Minus plan assets available to pay these benefits.

GASB notes that pension and OPEB obligations, whether funded or unfunded, are part of the "employment exchange" – that is, the employee is trading his or her labor in exchange for wages, benefits, and the promise of a future pension and other postemployment benefits. GASB noted that the unfunded portion of this promise is a present obligation of the government, part of a bargained-for benefit to the employee, and should accordingly be reported by the government as a liability since they received the benefit of the exchange. However, the City is not responsible for certain key factors affecting the balance of these liabilities. In Ohio, the employee shares the obligation of funding pension benefits with the employer. Both employer and employee contribution rates are capped by State statute. A change in these caps requires action of both Houses of the General Assembly and approval of the Governor. Benefit provisions are also determined by State statute. The Ohio Revised Code permits, but does not require, the retirement systems to provide healthcare to eligible benefit recipients. The retirement systems may allocate a portion of the employer contributions to provide for these OPEB benefits.

The employee enters the employment exchange with the knowledge that the employer's promise is limited not by contract but by law. The employer enters the exchange also knowing that there is a specific, legal limit to its contribution to the retirement system. In Ohio, there is no legal means to enforce the unfunded liability of the pension/OPEB plan *as against the public employer*. State law operates to mitigate/lessen the moral obligation of the public employer to the employee, because all parties enter the employment exchange with notice as to the law. The retirement system is responsible for the administration of the pension and OPEB plans.

Most long-term liabilities have set repayment schedules or, in the case of compensated absences (i.e. sick and vacation leave), are satisfied through paid time-off or termination payments. There is no repayment schedule for the net pension liability or the net OPEB liability. As explained above, changes in benefits, contribution rates, and return on investments affect the balance of these liabilities but are outside the control of the local government. In the event that contributions, investment returns, and other changes are insufficient to keep up with required payments, State statute does not assign/identify the responsible party for the unfunded portion. Due to the unique nature of how the net pension liability and the net OPEB liability are satisfied, these liabilities are separately identified within the long-term liability section of the statement of net position.

**CITY OF PATASKALA, OHIO**

**MANAGEMENT'S DISCUSSION AND ANALYSIS  
FOR THE YEAR ENDED DECEMBER 31, 2020**

---

In accordance with GASB 68 and GASB 75, the City's statements prepared on an accrual basis of accounting include an annual pension expense and an annual OPEB expense for their proportionate share of each plan's *change* in net pension liability/asset and net OPEB liability, respectively, not accounted for as deferred inflows/outflows.

Over time, net position can serve as a useful indicator of a government's financial position. At December 31, 2020, the City's assets plus deferred outflows of resources exceeded liabilities plus deferred inflows of resources by \$54,579,792. At year end, net positions were \$41,077,863 and \$13,501,929 for the governmental activities and the business-type activities, respectively.

Capital assets reported on the government-wide statements represent the largest portion of the City's net position. At year-end, capital assets represented 68.00% of total assets. Capital assets include land, construction in progress, land improvements, buildings and improvements, equipment, vehicles and infrastructure. Net investment in capital assets at December 31, 2020, were \$30,546,507 and \$4,639,228 in the governmental activities and business-type activities, respectively. These capital assets are used to provide services to citizens and are not available for future spending. Although the City's investment in capital assets is reported net of related debt, it should be noted that the resources to repay the debt must be provided from other sources, since capital assets may not be used to liquidate these liabilities.

A portion of the City's net position, \$8,490,369, represents resources that are subject to external restriction on how they may be used. In the governmental activities, the remaining balance of unrestricted net position is \$2,040,987.

THIS SPACE INTENTIONALLY LEFT BLANK

**CITY OF PATASKALA, OHIO**

**MANAGEMENT'S DISCUSSION AND ANALYSIS  
FOR THE YEAR ENDED DECEMBER 31, 2020**

The following table shows the changes in net position for 2020 and 2019.

	<u>Governmental Activities</u>		<u>Change in Net Position Business-Type Activities</u>		<u>Total</u>	
	<u>2020</u>	<u>2019</u>	<u>2020</u>	<u>2019</u>	<u>2020</u>	<u>2019</u>
<b>Revenues</b>						
<u>Program revenues:</u>						
Charges for services and sales	\$ 624,338	\$ 648,310	\$ 4,931,871	\$ 4,624,629	\$ 5,556,209	\$ 5,272,939
Operating grants and contributions	2,297,068	1,911,985	-	-	2,297,068	1,911,985
Capital grants and contributions	2,458,870	5,544,306	403,730	1,730,712	2,862,600	7,275,018
<u>General revenues:</u>						
Property taxes	1,142,154	1,086,866	-	-	1,142,154	1,086,866
Permissive taxes	272,021	-	-	-	272,021	-
Income taxes	6,271,030	5,970,471	-	-	6,271,030	5,970,471
Payments in lieu of taxes	246,744	249,523	-	-	246,744	249,523
Unrestricted grants	294,935	208,149	-	-	294,935	208,149
Interest	55,154	76,239	162,522	259,932	217,676	336,171
Other	358,595	39,451	34,316	32,935	392,911	72,386
<b>Total Revenues</b>	<b>14,020,909</b>	<b>15,735,300</b>	<b>5,532,439</b>	<b>6,648,208</b>	<b>19,553,348</b>	<b>22,383,508</b>
<b>Expenses:</b>						
General government	2,249,518	2,387,838	-	-	2,249,518	2,387,838
Security of persons and property	2,967,669	597,100	-	-	2,967,669	597,100
Transportation	3,179,013	2,964,015	-	-	3,179,013	2,964,015
Community environment	407,761	458,597	-	-	407,761	458,597
Leisure time activity	446,534	357,519	-	-	446,534	357,519
Interest and fiscal charges	282,867	300,197	-	-	282,867	300,197
Water	-	-	2,028,438	1,608,924	2,028,438	1,608,924
Sewer	-	-	1,676,816	1,705,515	1,676,816	1,705,515
<b>Total Expenses</b>	<b>9,533,362</b>	<b>7,065,266</b>	<b>3,705,254</b>	<b>3,314,439</b>	<b>13,238,616</b>	<b>10,379,705</b>
<b>Change in Net Position</b>	<b>4,487,547</b>	<b>8,670,034</b>	<b>1,827,185</b>	<b>3,333,769</b>	<b>6,314,732</b>	<b>12,003,803</b>
Net position at beginning of year	36,590,316	27,920,282	11,674,744	8,340,975	48,265,060	36,261,257
<b>Net Position at End of Year</b>	<b>\$ 41,077,863</b>	<b>\$ 36,590,316</b>	<b>\$ 13,501,929</b>	<b>\$ 11,674,744</b>	<b>\$ 54,579,792</b>	<b>\$ 48,265,060</b>

**Governmental Activities**

Governmental activities net position increased \$4,487,547 in 2020.

**CITY OF PATASKALA, OHIO**

MANAGEMENT'S DISCUSSION AND ANALYSIS  
FOR THE YEAR ENDED DECEMBER 31, 2020

Security of persons and property, which primarily supports the operations of the police department, had expenses of \$2,967,669 which accounted for 31.13% of the governmental expenses of the City. These expenses were partially funded by \$64,736 in direct charges to users of the services and \$808,341 in operating grants and contributions. Transportation, which primarily supports street construction and maintenance projects, had expenses of \$3,179,013 which accounted for 33.35% of the governmental expenses of the City. These expenses were funded by \$1,154,961 in operating grants and contributions and \$2,458,870 in capital grants and contributions. The increase in transportation expenses was the result of increased spending in the street fund and an increase in depreciation expense related to infrastructure projects. General government expenses totaled \$2,249,518 which was partially funded by \$337,268 in direct charges to users of the services and \$328,113 in operating grants and contributions.

The State and Federal government contributed to the City a total of \$2,297,068 in operating grants and contributions. These revenues are restricted to a particular program or purpose.

General revenues totaled \$8,640,633 and amounted to 61.63% of total governmental revenues. These revenues primarily consist of property tax revenue and income tax revenue making up \$7,931,949 which is 91.80% of general revenues or 55.51% of all revenues. Income tax revenue increased due to a better than expected tax collections throughout the City. The large decrease in program revenues was the result of an decrease in capital grants and contributions of \$3,085,436. This decrease was due to less capital contributions received in 2020 from developers for infrastructure built in the City.

The statement of activities shows the cost of program services and the charges for services and grants offsetting those services. The following table shows, for governmental activities, the total cost of services and the net cost of services. That is, it identifies the cost of these services supported by tax revenue and unrestricted State grants and entitlements. As can be seen in the table below, the City is highly dependent upon property taxes as well as unrestricted grants and entitlements to support its governmental activities.

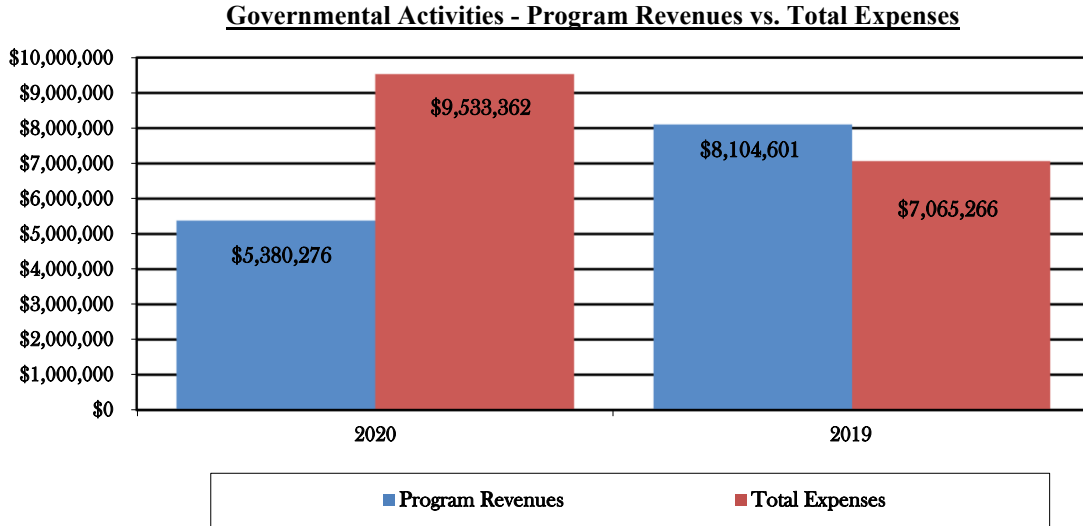
	<b>Governmental Activities</b>			
	<b>Total Cost of Services</b>	<b>Net Cost of Services</b>	<b>Total Cost of Services</b>	<b>Net Cost of Services</b>
	<b>2020</b>	<b>2020</b>	<b>2019</b>	<b>2019</b>
<b><u>Program expenses:</u></b>				
General government	\$ 2,249,518	\$ 1,584,137	\$ 2,387,838	\$ 1,761,977
Security of persons and property	2,967,669	2,094,592	597,100	338,663
Transportation	3,179,013	(435,416)	2,964,015	(4,040,929)
Community environment	407,761	344,958	458,597	407,105
Leisure time activity	446,534	281,948	357,519	193,652
Interest and fiscal charges	282,867	282,867	300,197	300,197
	<b>\$ 9,533,362</b>	<b>\$ 4,153,086</b>	<b>\$ 7,065,266</b>	<b>\$ (1,039,335)</b>

The dependence upon general revenues for governmental activities is apparent, with 43.56% in 2020 supported through taxes and other general revenues.

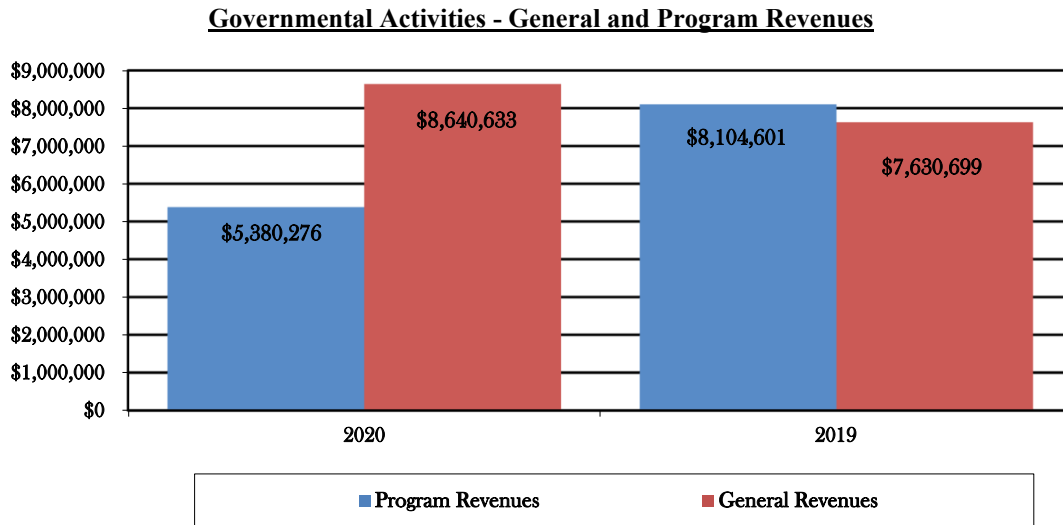
**CITY OF PATASKALA, OHIO**

**MANAGEMENT’S DISCUSSION AND ANALYSIS  
FOR THE YEAR ENDED DECEMBER 31, 2020**

The following graph illustrates governmental-activities program revenues and total expenses for years 2020 and 2019.



The graph below shows governmental-activities general and program revenues for years 2020 and 2019.



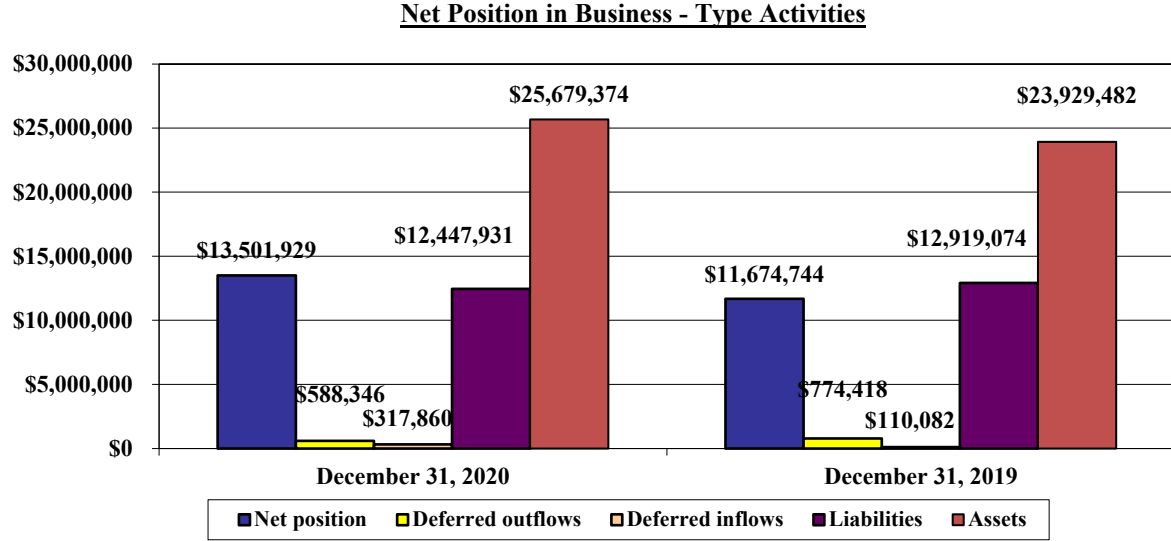
**Business-Type Activities**

Business-type activities include the water and sewer enterprise funds. These programs had program revenues of \$5,335,601, general revenues of \$196,838, and expenses of \$3,705,254 for 2020.

**CITY OF PATASKALA, OHIO**

**MANAGEMENT’S DISCUSSION AND ANALYSIS  
FOR THE YEAR ENDED DECEMBER 31, 2020**

The following graph illustrates the business-type activities assets, deferred outflows, liabilities, deferred inflows and net position at December 31, 2020 and 2019.



The City's total assets for business-type activities increased due primarily to higher equity in pooled cash balances due primarily to water and sewer rate increases.

**Financial Analysis of the Government’s Funds**

As noted earlier, the City uses fund accounting to ensure and demonstrate compliance with finance-related legal requirements.

***Governmental Funds***

The focus of the City’s governmental funds is to provide information on near-term inflows, outflows, and balances of spendable resources. Such information is useful in assessing the City’s financing requirements. In particular, unassigned fund balance may serve as a useful measure of the City’s net resources available for spending at year end.

The City’s governmental funds reported a combined fund balance of \$13,769,262 which is \$2,375,232 higher than last year’s total of \$11,394,030.

**CITY OF PATASKALA, OHIO**

MANAGEMENT'S DISCUSSION AND ANALYSIS  
FOR THE YEAR ENDED DECEMBER 31, 2020

The following schedule indicates the fund balances and the total change in fund balances as of December 31, 2020 and 2019 for all major and nonmajor governmental funds. The fund balances have been restated as described in Note 3.B.

	<b>Fund Balances</b>	<b>Fund Balances</b>	
	<b>12/31/2020</b>	<b>12/31/2019</b>	<b>Change</b>
Major funds:			
General	\$ 2,421,977	\$ 1,737,109	\$ 684,868
Street	3,448,251	3,317,804	130,447
Police	3,659,855	2,655,738	1,004,117
Debt Service	368,039	188,063	179,976
Other nonmajor governmental funds	<u>3,871,140</u>	<u>3,495,316</u>	<u>375,824</u>
<b>Total</b>	<b><u>\$ 13,769,262</u></b>	<b><u>\$ 11,394,030</u></b>	<b><u>\$ 2,375,232</u></b>

**General Fund**

The table that follows assists in illustrating the revenues of the general fund.

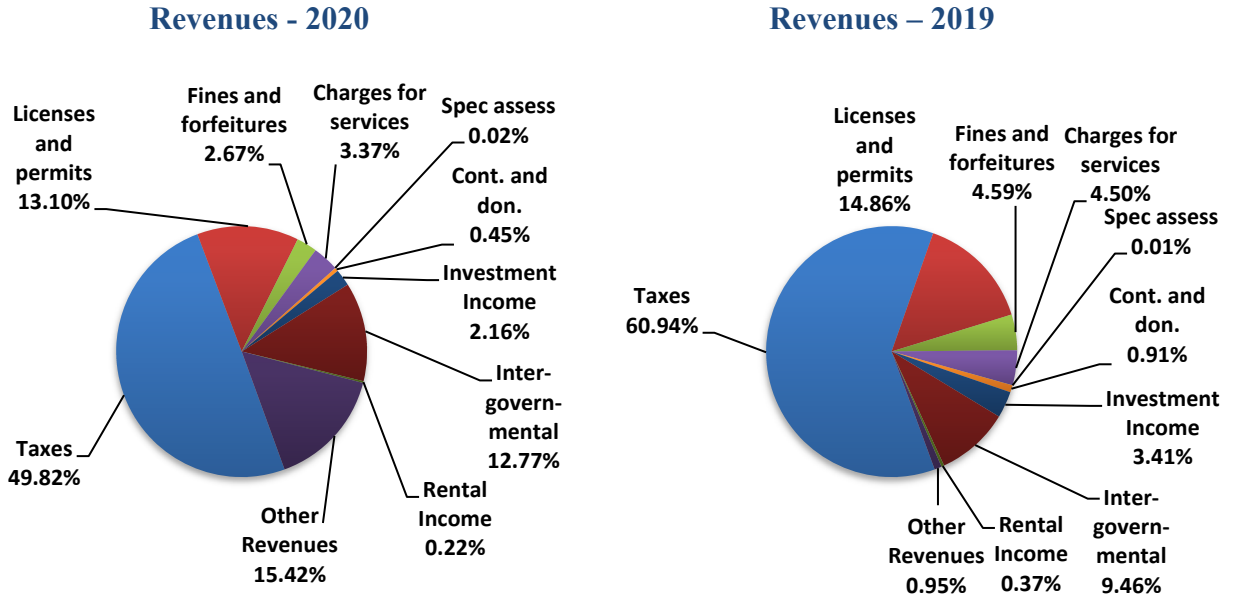
	<b>2020</b>	<b>2019</b>	
	<b>Amount</b>	<b>Amount</b>	<b>Percentage Change</b>
<b><u>Revenues</u></b>			
Taxes	\$ 1,116,937	\$ 1,127,029	(0.90%)
Charges for services	75,528	83,319	(9.35%)
Licenses and permits	293,662	274,890	6.83%
Fines and forfeitures	59,868	84,836	(29.43%)
Intergovernmental	286,328	175,056	63.56%
Special assessments	460	239	92.47%
Investment income	48,467	63,097	(23.19%)
Rental income	4,905	6,776	(27.61%)
Contributions and donations	10,155	16,856	(39.75%)
Other	<u>345,771</u>	<u>17,538</u>	<u>1,871.55%</u>
<b>Total Revenues</b>	<b><u>\$ 2,242,081</u></b>	<b><u>\$ 1,849,636</u></b>	<b><u>21.22%</u></b>

Revenues of the general fund increased \$392,445, or 21.22%. Tax revenue represents 49.82% of all general fund revenue. Taxes decreased by \$10,092 due to a re-evaluation of property taxes in Licking County. The decrease in charges for services is the result of a decrease in the recreation fees charged to City residents. The increase in other is due to a large Bureau of Workers Compensation (BWC) dividend received in December 2020.

**CITY OF PATASKALA, OHIO**

**MANAGEMENT’S DISCUSSION AND ANALYSIS  
FOR THE YEAR ENDED DECEMBER 31, 2020**

The following graphs illustrate the breakdown of the general fund’s revenues for December 31, 2020 and 2019:



The table that follows assists in illustrating the expenditures of the general fund.

	<u>2020</u> <u>Amount</u>	<u>2019</u> <u>Amount</u>	<u>Percentage</u> <u>Change</u>
<b><u>Expenditures</u></b>			
General government	\$ 820,139	\$ 889,154	(7.76%)
Community environment	368,621	384,949	(4.24%)
Leisure time activity	259,112	304,184	(14.82%)
Debt service	9,341	9,342	(0.01%)
<b>Total Expenditures</b>	<b><u>\$ 1,457,213</u></b>	<b><u>\$ 1,587,629</u></b>	<b><u>(8.21%)</u></b>

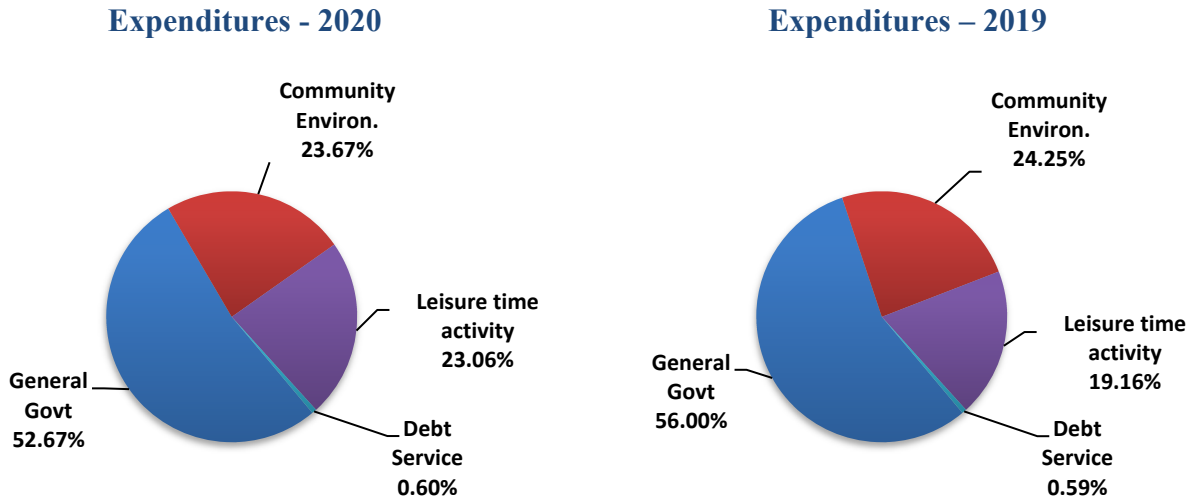
Expenditures of the general fund decreased \$130,416 or 8.21%. The decrease in general government was a result of decreased spending in the Court & Legal and Parks, Lands & Municipal Facilities departments. The decrease in leisure time activity was due to decreased costs associated with the recreation department.



CITY OF PATASKALA, OHIO

MANAGEMENT’S DISCUSSION AND ANALYSIS  
FOR THE YEAR ENDED DECEMBER 31, 2020

The graphs below show the general fund’s expenditures for December 31, 2020 and 2019:



**Street Fund**

The Street fund had revenues and other financing sources of \$3,182,567 in 2020, which is an increase of \$29,559 from 2019 revenues. This increase was primarily the result of a capital lease being entered into during 2020 that accounted for more other financing sources and an increase in intergovernmental revenues that resulted from an increase in gas tax and motor vehicle license fees. The expenditures in the Street fund totaled \$3,052,120 in 2020, which decreased \$659,490 from 2019. Expenditures and other financing sources decreased primarily due to a decrease in salaries & related, contractual services and capital outlay compared to 2019.

**Police Fund**

The Police fund had revenues and other financing sources of \$3,433,529 in 2020, which is an increase of \$166,362 from 2019 revenues. This increase was primarily the result of the increase in income tax revenues. The expenditures and other financing uses in the Police fund totaled \$2,429,412 in 2020, which decreased \$360,274 from 2019. This decrease is due primarily to an decrease of spending in the police department. The net increase in fund balance was \$1,004,117 or 37.81%.

**Debt Service Fund**

The Debt Service fund had revenues and other financing sources of \$1,228,629 and expenditures of \$1,048,653 in 2020. Revenues increased due to more income tax collections in 2020. Expenditures increased due to an increase in income tax collection fees in general government expenditures.

**CITY OF PATASKALA, OHIO**

MANAGEMENT'S DISCUSSION AND ANALYSIS  
FOR THE YEAR ENDED DECEMBER 31, 2020

***Budgeting Highlights***

The City's budgeting process is prescribed by the Ohio Revised Code (ORC). Essentially, the budget is the City's appropriations which are restricted by the amounts of anticipated revenues certified by the Budget Commission in accordance with the ORC. Therefore, the City's plans or desires cannot be totally reflected in the original budget. If budgeted revenues are adjusted due to actual activity, then the appropriations can be adjusted accordingly.

In the general fund, actual revenues came in \$274,544 higher than projected in the final budget. Actual expenditures and other financing uses were \$295,815 less than the amount in the approved final budget. These variances are the result of the City's conservative budgeting. The City continues to monitor the budget which further exemplifies the difference between total expenditures available to spend and actual expenditures which is evidenced by the \$570,359 positive variance.

***Proprietary Funds***

The City's proprietary funds provide the same type of information found in the government-wide financial statements for business-type activities, except in more detail. The only difference between the amounts reported as business-type activities and the amounts reported in the proprietary fund statements are interfund eliminations between proprietary funds and internal balances due to governmental activities for internal service activities. The only interfund activity reported in the government wide statements are those between business-type activities and governmental activities (reported as internal balances and transfers) whereas interfund amounts between various enterprise funds are reported in the proprietary fund statements. The City has no internal service funds and there was no internal balance outstanding at year end between the governmental and business-type activities.

**Capital Assets and Debt Administration**

***Capital Assets***

At the end of 2020, the City had \$55,772,907, net of accumulated depreciation, invested in land, construction in progress, land improvements, buildings and improvements, equipment, vehicles, and infrastructure. Of this total, \$40,592,597 was reported in governmental activities and \$15,180,310 was reported in business-type activities.

The following table shows December 31, 2020 balances compared to December 31, 2019.

**Capital Assets at December 31  
(Net of Depreciation)**

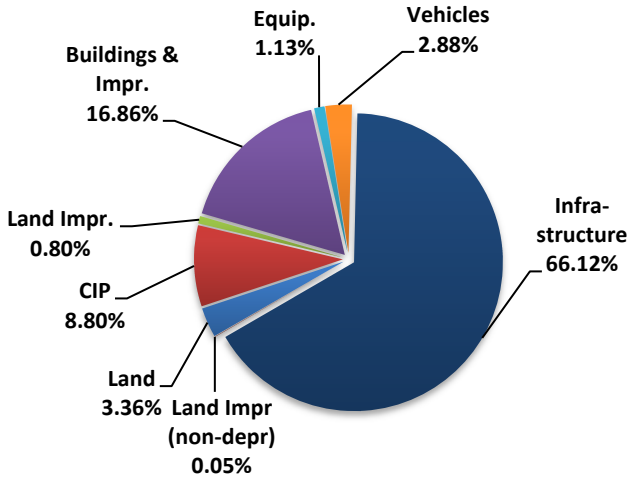
	Governmental Activities		Business-Type Activities		Total	
	<u>2020</u>	<u>2019</u>	<u>2020</u>	<u>2019</u>	<u>2020</u>	<u>2019</u>
Land	\$ 1,315,414	\$ 1,315,414	\$ 654,893	\$ 654,893	\$ 1,970,307	\$ 1,970,307
Land improvements (non depr.)	17,077	17,077	-	-	17,077	17,077
Construction-in-progress	3,571,350	4,796,080	590,224	-	4,161,574	4,796,080
Land improvements	325,208	345,344	7,331,210	7,618,304	7,656,418	7,963,648
Buildings and improvements	6,844,218	6,810,533	667,111	732,654	7,511,329	7,543,187
Equipment	459,321	505,189	74,780	87,211	534,101	592,400
Vehicles	1,167,131	1,003,292	83,259	71,429	1,250,390	1,074,721
Infrastructure	26,892,878	24,166,919	5,778,833	5,653,361	32,671,711	29,820,280
<b>Totals</b>	<b><u>\$ 40,592,597</u></b>	<b><u>\$ 38,959,848</u></b>	<b><u>\$ 15,180,310</u></b>	<b><u>\$ 14,817,852</u></b>	<b><u>\$ 55,772,907</u></b>	<b><u>\$ 53,777,700</u></b>

The following graphs show the breakdown of governmental capital assets by category for 2020 and 2019.

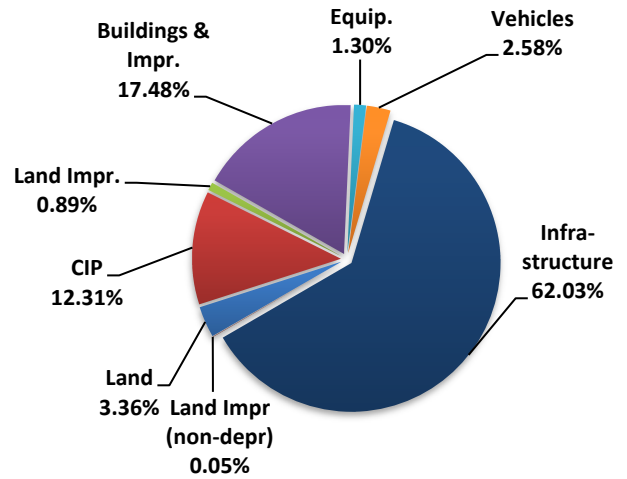
CITY OF PATASKALA, OHIO

MANAGEMENT'S DISCUSSION AND ANALYSIS  
FOR THE YEAR ENDED DECEMBER 31, 2020

**Capital Assets - Governmental  
December 31, 2020**



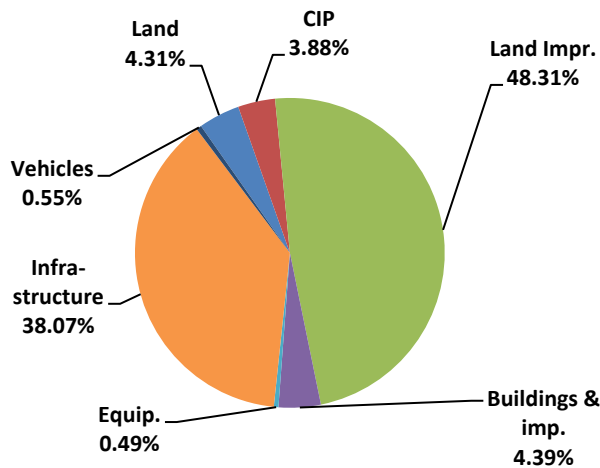
**Capital Assets - Governmental  
December 31, 2019**



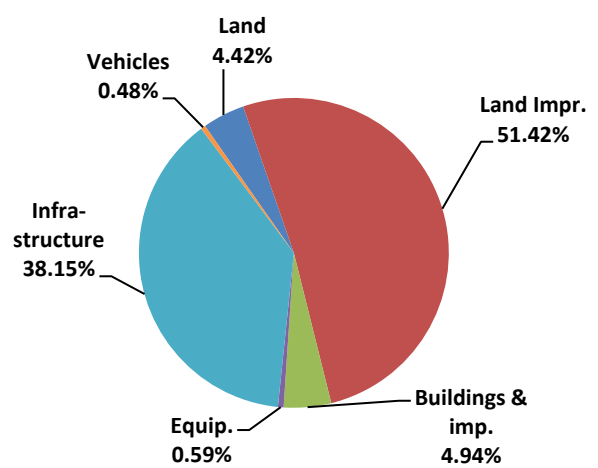
The City's largest capital asset category is infrastructure which includes roads, bridges, culverts, sidewalks and curbs. These items are immovable and of value only to the City, however, the annual cost of purchasing these items is quite significant.

The following graphs show the breakdown of business-type capital assets by category for 2020 and 2019.

**Capital Assets - Business-Type Activities  
December 31, 2020**



**Capital Assets - Business-Type Activities  
December 31, 2019**



**CITY OF PATASKALA, OHIO**

**MANAGEMENT’S DISCUSSION AND ANALYSIS  
FOR THE YEAR ENDED DECEMBER 31, 2020**

The City’s largest business-type capital asset category was land improvements. The net book value of the City’s land improvements (cost less accumulated depreciation) represents approximately 48.31% of the City’s total business-type capital assets.

See Note 10 to the basic financial statements for detail on the City’s capital assets.

***Debt Administration***

The City had the following long-term obligations outstanding at December 31, 2020 and 2019:

	<b>Governmental Activities</b>	
	<b>2020</b>	<b>2019</b>
Bonds	\$ 9,060,000	\$ 9,605,000
Loans payable	261,785	384,285
Capital lease obligation payable	277,835	250,359
SIB loan	35,322	69,609
OPWC loans	187,196	202,164
<b>Total Long-Term Obligations</b>	<b>\$ 9,822,138</b>	<b>\$ 10,511,417</b>
	<b>Business-type Activities</b>	
	<b>2020</b>	<b>2019</b>
General obligation bonds	\$ 6,790,000	\$ 7,130,000
OWDA Loans	3,423,637	3,148,974
Loans payable	200,000	300,000
<b>Total Long-Term Obligations</b>	<b>\$ 10,413,637</b>	<b>\$ 10,578,974</b>

See Note 13 to the basic financial statements for detail on the City’s debt administration.

**Economic Conditions and Outlook**

In May 2010, the City of Pataskala passed a 1.0% tax on earned income and business net profits, with no credit given for taxes withheld and paid to neighboring communities. Initially, the revenue generated by the tax was allocated to the Police Fund (75%) and to Public Service/Street Fund (25%). City Council and management were cognizant of the fact that higher than expected income tax collections would provide for greater scrutiny regarding the use of taxpayer dollars, and therefore changed the allocation of income taxes to provide greater resources for the implementation of the City’s Roadway Asset Management Plan (RAMP) which provided for improvements to the City’s road infrastructure. The allocation percentages have changed every year since that time. During the 2020 budget development process, Council revised the allocation for 2020 to provide additional funding for Police and Public Service. For 2020, the allocation was as follows: 55.0% - Police; 30.85% - Public Service; 1.75% - Capital Improvements fund; and 12.4% - Debt Service fund. This income tax allocation provided the framework for the City to address its infrastructure needs and public safety, while providing sufficient funds for operations and accounting for debt service obligations. In early-2020, City Council modified the allocations as a result of reduced income tax revenue collections due to the COVID-19 pandemic. The revised rates were as follows: 53.05% - Police; 29.30% - Public Service; 1.75% - Capital Improvements fund; and 15.9% - Debt Service fund.

## CITY OF PATASKALA, OHIO

### MANAGEMENT'S DISCUSSION AND ANALYSIS FOR THE YEAR ENDED DECEMBER 31, 2020

---

The aforementioned Roadway Asset Management Plan (RAMP) is a management tool which is used to identify the current condition of the City's road infrastructure and the estimated improvement costs. Prior to 2011, the City lacked sufficient funding to adequately maintain its roads and infrastructure. As a result, many of its streets and related infrastructure fell into disrepair, requiring significant investment to return them to a satisfactory level. The plan estimated \$34 million in needed repairs over a 10-year period. Ordinance 2012-4064 authorized the City to proceed with implementing the necessary road repairs in 2012 and 2013 addressing critical roads within the City at an estimated cost of \$3.2 million, which would be financed by the issuance of \$2.25 million in bond anticipation notes, income taxes allocated to the capital improvements fund, and permissive license tax funds. In November 2014, the city refunded all of its existing BANs into long-term bonds. Included in this transaction, was the issuance of \$2.0 million in new debt to fund the local match on two major road infrastructure projects – the Main Street/State Route 310 improvements project and the Mink Street improvements project. During 2015 and 2016, the city spent a total of \$6.0 million on road and related infrastructure improvements. Future street programs, however, have become more modest now that much of the repair backlog has been cleared.

Based upon the year-end 2020 fund balances, estimates of 2021 collections and funding/debt service requirements, the allocation was amended by Council once again. For 2021, the allocation is as follows: 55.0% - Police; 32.9% - Public Service; 1.50% - Capital Improvements fund; and 10.6% - Debt Service fund. It is anticipated that Council will continue to modify the allocation on an annual basis, as funding requirements and the operating environment change. Management continues to closely monitor the income tax revenue projections, and maintains conservative budgeting practices, even though collections have significantly exceeded those estimates. The current 2021 budget estimates that income tax collections (cash-basis) will be approximately \$5.83 million.

Pataskala has also begun to address the infrastructure associated with the City's water and sewer utility operations. This evaluation identified several areas in need of significant improvement and repair. In conjunction with the finalization of the \$4.2 million Wastewater Treatment Plant upgrade and OAKS Sanitary Sewer Special Assessment project, the City issued bond anticipation notes during 2012 totaling \$1.58 million for water system improvements and \$1.43 million for sewer system improvements. The City's utility funds do not receive income tax receipts or other funding from the general or other governmental funds and are self-supporting through user charges. In 2012, the City implemented a new utility rate structure to address operations, needed capital improvements, and provide necessary funds to pay debt service-related charges. In 2019, City Administration and City Council completed the process of identifying changes to the utility customer rate schedules to enhance the long-term sustainability of the Utility funds to ensure that adequate funding for debt service and operations is ensured. Rate increases have been approved through 2024.

In 2016, the City attracted the first development to the Pataskala Corporate Park. Subsequently, an American Electric Power (AEP) regional distribution center was completed in 2018. This distribution facility is co-located with a full electric service sub-station on 10 acres in the Pataskala Corporate Park. This sub-station provides a ready electric capacity in the park, increasing the attractiveness of the property. In 2020 Pataskala saw its first company locate to the Corporate Park. Utilizing the 2019 compensation agreement between the City and the two School Districts surrounding the park, Myer-Shank Racing received an abatement and broke ground on September 30, 2020. A most welcome addition, the Meyer Shank building is quickly moving towards completion.

In 2008, the City, Licking County, City of Newark, and Harrison Township and property owners/Development Corporation (Red Chip Farms, Inc.) agreed to a partnership agreement setting the stage for development of the JRS Roadway, and establishment of a Joint Economic Development District (JEDD) overlaying the Pataskala Corporate Park. The strategy for the partnership and job creation is a multifaceted approach combining four key economic development tools consisting of: (1) the creation of the JEDD; (2) utilization of grant funding from the Department of Development's (ODOD) JRS program; (3) utilization of Community Reinvestment Area (CRA) property tax exemptions; and (4) utilization of an existing Tax Increment Financing (TIF) area, in order to attract hundreds of jobs and millions of dollars in new investment.

**CITY OF PATASKALA, OHIO**

**MANAGEMENT’S DISCUSSION AND ANALYSIS  
FOR THE YEAR ENDED DECEMBER 31, 2020**

---

Despite the effects of the COVID-19 pandemic, Pataskala continues to experience the opening of a variety of small local businesses. These businesses range from food service to miscellaneous retail. In short, we continue to experience local business growth.

Residential development construction has also increased in the city. There are currently more than 600 residential lots in some stage of development/planning. The City has become attractive to residential developers due to the quality services and well scoring local school districts. Subdivisions that have recently been approved or are under construction include: Broadmoore Commons; Legacy Estates Phase III; The Settlement phases III and IV; Forrest View; Scenic View Estates; Heron Manor Phases 1 & 2 and The Ravines at Hazelwood.

**Contacting the City’s Financial Management**

This financial report is designed to provide our citizens, taxpayers, investors and creditors with a general overview of the City’s finances, and to show the City’s accountability for the money it receives. If you have questions about this report or need additional financial information contact: Mr. James M. Nicholson, Finance Director, City of Pataskala, 621 W. Broad Street, Suite 1D, Pataskala, Ohio 43062 or email [jnicholson@ci.pataskala.oh.us](mailto:jnicholson@ci.pataskala.oh.us).



CITY OF PATASKALA, OHIO

STATEMENT OF NET POSITION  
DECEMBER 31, 2020

	Governmental Activities	Business-type Activities	Total
<b>Assets:</b>			
Equity in pooled cash and investments	\$ 13,298,299	\$ 9,212,664	\$ 22,510,963
<u>Receivables:</u>			
Income taxes	3,036,216	-	3,036,216
Real and other taxes	1,032,993	-	1,032,993
Accounts	124,290	744,006	868,296
Special assessments	3,051	253,171	256,222
Accrued interest	12,501	10,138	22,639
Payment in lieu of taxes	248,896	-	248,896
Due from other governments	734,378	-	734,378
Materials and supplies inventory	169,503	172,947	342,450
Prepayments	87,482	56,381	143,863
Net pension asset	48,199	28,325	76,524
<u>Restricted assets:</u>			
Equity in pooled cash and investments	33,526	21,432	54,958
Cash with fiscal and escrow agents	271,413	-	271,413
<u>Capital assets:</u>			
Non-depreciable capital assets	4,903,841	1,245,117	6,148,958
Depreciable capital assets, net	35,688,756	13,935,193	49,623,949
Total capital assets, net	40,592,597	15,180,310	55,772,907
<b>Total Assets</b>	<b>59,693,344</b>	<b>25,679,374</b>	<b>85,372,718</b>
<b>Deferred Outflows of Resources:</b>			
Unamortized deferred charges on debt refunding	-	259,378	259,378
Pension	872,103	202,193	1,074,296
OPEB	518,100	126,775	644,875
<b>Total Deferred Outflows of Resources</b>	<b>1,390,203</b>	<b>588,346</b>	<b>1,978,549</b>
<b>Liabilities:</b>			
Accounts payable	78,653	56,751	135,404
Contracts payable	56,691	-	56,691
Retainage payable	33,526	21,432	54,958
Accrued wages and benefits payable	37,480	10,380	47,860
Due to other governments	45,553	3,015	48,568
Accrued interest payable	32,038	9,283	41,321
Pension and postemployment benefits payable	74,330	16,832	91,162
Unearned revenue	834,436	23,500	857,936
<u>Long-term liabilities:</u>			
Due within one year	935,608	701,786	1,637,394
Due in more than one year:			
Net pension liability	4,784,322	864,542	5,648,864
Net OPEB liability	1,540,157	619,598	2,159,755
Other amounts due in more than one year	9,195,945	10,120,812	19,316,757
<b>Total Liabilities</b>	<b>17,648,739</b>	<b>12,447,931</b>	<b>30,096,670</b>
<b>Deferred Inflows of Resources:</b>			
Property taxes levied for the next fiscal year	973,608	-	973,608
PILOTs levied for the next fiscal year	248,896	-	248,896
Pension	724,733	209,034	933,767
OPEB	409,708	108,826	518,534
<b>Total Deferred Inflows of Resources</b>	<b>2,356,945</b>	<b>317,860</b>	<b>2,674,805</b>
<b>Net Position:</b>			
Net investment in capital assets	30,546,507	4,639,228	35,185,735
Restricted for:			
Debt service	580,933	-	580,933
Capital projects	2,316,765	-	2,316,765
Transportation projects	4,403,511	-	4,403,511
Community development	2,781	-	2,781
Police	1,186,379	-	1,186,379
Unrestricted	2,040,987	8,862,701	10,903,688
<b>Total Net Position</b>	<b>\$ 41,077,863</b>	<b>\$ 13,501,929</b>	<b>\$ 54,579,792</b>

SEE ACCOMPANYING NOTES TO THE BASIC FINANCIAL STATEMENTS

CITY OF PATASKALA, OHIO

STATEMENT OF ACTIVITIES  
FOR THE YEAR ENDED DECEMBER 31, 2020

	Expenses	Program Revenues		
		Charges for Services and Sales	Operating Grants and Contributions	Capital Grants and Contributions
<b>Governmental activities:</b>				
General government	\$ 2,249,518	\$ 337,268	\$ 328,113	\$ -
Security of persons and property	2,967,669	64,736	808,341	-
Transportation	3,179,013	598	1,154,961	2,458,870
Community environment	407,761	62,803	-	-
Leisure time activity	446,534	158,933	5,653	-
Interest and fiscal charges	282,867	-	-	-
<b>Total Governmental Activities</b>	<b>9,533,362</b>	<b>624,338</b>	<b>2,297,068</b>	<b>2,458,870</b>
<b>Business-type activities:</b>				
Water	2,028,438	2,501,759	-	179,607
Sewer	1,676,816	2,430,112	-	224,123
<b>Total Business-Type Activities</b>	<b>3,705,254</b>	<b>4,931,871</b>	<b>-</b>	<b>403,730</b>
<b>Total Primary Government</b>	<b>\$ 13,238,616</b>	<b>\$ 5,556,209</b>	<b>\$ 2,297,068</b>	<b>\$ 2,862,600</b>

**General revenues:**

Property and other local taxes levied for:  
 General purposes  
 Permissive taxes for street maintenance  
 Income taxes levied for:  
 Street fund  
 Police fund  
 Debt service fund  
 Capital projects fund  
 Payments in lieu of taxes  
 Grants and entitlements not restricted to specific programs  
 Investment earnings - unrestricted  
 Miscellaneous

**Total General Revenues**

**Change in Net Position**

**Net Position at Beginning of Year**

**Net Position at End of Year**

SEE ACCOMPANYING NOTES TO THE BASIC FINANCIAL STATEMENTS



**Net (Expense) Revenue  
and Changes in Net Position**

<b>Governmental Activities</b>	<b>Business-type Activities</b>	<b>Total</b>
\$ (1,584,137)	\$ -	\$ (1,584,137)
(2,094,592)	-	(2,094,592)
435,416	-	435,416
(344,958)	-	(344,958)
(281,948)	-	(281,948)
(282,867)	-	(282,867)
<b>(4,153,086)</b>	<b>-</b>	<b>(4,153,086)</b>
-	652,928	652,928
-	977,419	977,419
-	<b>1,630,347</b>	<b>1,630,347</b>
<b>(4,153,086)</b>	<b>1,630,347</b>	<b>(2,522,739)</b>
1,142,154	-	1,142,154
272,021	-	272,021
1,941,626	-	1,941,626
3,379,585	-	3,379,585
847,667	-	847,667
102,152	-	102,152
246,744	-	246,744
294,935	-	294,935
55,154	162,522	217,676
358,595	34,316	392,911
<b>8,640,633</b>	<b>196,838</b>	<b>8,837,471</b>
<b>4,487,547</b>	<b>1,827,185</b>	<b>6,314,732</b>
<b>36,590,316</b>	<b>11,674,744</b>	<b>48,265,060</b>
<b>\$ 41,077,863</b>	<b>\$ 13,501,929</b>	<b>\$ 54,579,792</b>


CITY OF PATASKALA, OHIO

BALANCE SHEET  
GOVERNMENTAL FUNDS  
DECEMBER 31, 2020

	General	Street	Police	Debt Service
<b>Assets:</b>				
Equity in pooled cash and investments	\$ 2,400,047	\$ 2,898,624	\$ 3,311,077	\$ 285,323
<u>Receivables:</u>				
Income taxes	-	998,915	1,669,919	321,839
Real and other taxes	1,012,379	-	-	-
Accounts	74,263	12,928	36,806	-
Special assessments	3,051	-	-	-
Accrued interest	2,632	3,218	3,586	314
Payment in lieu of taxes	-	-	-	-
Due from other governments	148,607	515,465	14	-
Materials and supplies inventory	4,493	165,010	-	-
Prepayments	29,880	22,099	35,048	-
<u>Restricted assets:</u>				
Equity in pooled cash and investments	-	33,526	-	-
Cash with fiscal and escrow agents	-	-	-	-
<b>Total Assets</b>	<b>\$ 3,675,352</b>	<b>\$ 4,649,785</b>	<b>\$ 5,056,450</b>	<b>\$ 607,476</b>
<b>Liabilities:</b>				
Accounts payable	\$ 11,674	\$ 20,641	\$ 9,570	\$ -
Contracts payable	-	28,157	28,534	-
Retainage payable	-	33,526	-	-
Accrued wages and benefits payable	7,853	8,583	21,044	-
Due to other governments	739	16,158	24,565	3,584
Unearned revenue	18,622	-	-	-
Pension and postemployment benefits payable	9,845	12,659	51,826	-
<b>Total Liabilities</b>	<b>48,733</b>	<b>119,724</b>	<b>135,539</b>	<b>3,584</b>
<b>Deferred Inflows of Resources:</b>				
Property taxes levied for the next fiscal year	973,608	-	-	-
Delinquent property tax revenue not available	38,771	-	-	-
Investment income not available	1,052	1,286	1,433	125
Special assessments revenue not available	3,051	-	-	-
Miscellaneous revenue not available	55,102	11,728	36,506	-
Income tax revenue not available	-	731,646	1,223,117	235,728
Intergovernmental revenue not available	133,058	337,150	-	-
PILOTs levied for the next fiscal year	-	-	-	-
<b>Total Deferred Inflows of Resources</b>	<b>1,204,642</b>	<b>1,081,810</b>	<b>1,261,056</b>	<b>235,853</b>
<b>Fund Balances:</b>				
Nonspendable	35,665	187,109	35,048	-
Restricted	-	3,261,142	3,624,807	368,039
Committed	-	-	-	-
Assigned	521,906	-	-	-
Unassigned	1,864,406	-	-	-
<b>Total Fund Balances</b>	<b>2,421,977</b>	<b>3,448,251</b>	<b>3,659,855</b>	<b>368,039</b>
<b>Total Liabilities, Deferred Inflows of Resources and Fund Balances</b>	<b>\$ 3,675,352</b>	<b>\$ 4,649,785</b>	<b>\$ 5,056,450</b>	<b>\$ 607,476</b>

SEE ACCOMPANYING NOTES TO THE BASIC FINANCIAL STATEMENTS

<b>Other Governmental Funds</b>	<b>Total Governmental Funds</b>
\$ 4,403,228	\$ 13,298,299
45,543	3,036,216
20,614	1,032,993
293	124,290
-	3,051
2,751	12,501
248,896	248,896
70,292	734,378
-	169,503
455	87,482
-	33,526
271,413	271,413
<b>\$ 5,063,485</b>	<b>\$ 19,052,548</b>
\$ 36,768	\$ 78,653
-	56,691
-	33,526
-	37,480
507	45,553
815,814	834,436
-	74,330
<b>853,089</b>	<b>1,160,669</b>
-	973,608
-	38,771
1,100	4,996
-	3,051
-	103,336
33,357	2,223,848
55,903	526,111
248,896	248,896
<b>339,256</b>	<b>4,122,617</b>
455	258,277
3,374,304	10,628,292
496,381	496,381
-	521,906
-	1,864,406
<b>3,871,140</b>	<b>13,769,262</b>
<b>\$ 5,063,485</b>	<b>\$ 19,052,548</b>



THIS PAGE IS INTENTIONALLY LEFT BLANK

**CITY OF PATASKALA, OHIO**

RECONCILIATION OF TOTAL GOVERNMENTAL FUND BALANCES TO  
NET POSITION OF GOVERNMENTAL ACTIVITIES  
DECEMBER 31, 2020

<b>Total governmental fund balances</b>	<b>\$</b>	<b>13,769,262</b>
<i>Amounts reported for governmental activities on the statement of net position are different because:</i>		
Capital assets used in governmental activities are not financial resources and therefore are not reported in the funds.		40,592,597
Other long-term assets are not available to pay for current-period expenditures and therefore are deferred inflows in the funds.		
Income taxes receivable	\$ 2,223,848	
Real and other taxes receivable	38,771	
Accounts receivable	103,336	
Special assessments receivable	3,051	
Accrued interest receivable	4,996	
Due from other governments	526,111	
Total		2,900,113
Accrued interest payable is not due and payable in the current period and therefore is not reported in the funds.		(32,038)
Unamortized premiums on bond issuances are not recognized in the funds.		(171,934)
The net pension asset and net pension liability are not available to pay for current period expenditures and are not due and payable in the current period, respectively; therefore, the asset, liability and related deferred inflows/outflows are not reported in governmental funds.		
Net pension asset	48,199	
Deferred outflows of resources	872,103	
Deferred inflows of resources	(724,733)	
Net pension liability	(4,784,322)	
Total		(4,588,753)
The net OPEB liability is not available to pay for current period expenditures and are not due and payable in the current period, respectively; therefore, the liability and related deferred inflows/outflows are not reported in governmental funds.		
Deferred outflows of resources	518,100	
Deferred inflows of resources	(409,708)	
Net OPEB liability	(1,540,157)	
Total		(1,431,765)
Long-term liabilities, including bonds payable, are not due and payable in the current period and therefore are not reported in the funds.		
Compensated absences	(137,481)	
General obligation bonds payable	(9,060,000)	
LGIF loans payable	(261,785)	
Capital leases payable	(277,835)	
SIB loan payable	(35,322)	
OPWC loans payable	(187,196)	
Total		(9,959,619)
<b>Net Position of Governmental Activities</b>	<b>\$</b>	<b><u>41,077,863</u></b>

SEE ACCOMPANYING NOTES TO THE BASIC FINANCIAL STATEMENTS

**CITY OF PATASKALA, OHIO**

STATEMENT OF REVENUES, EXPENDITURES AND CHANGES IN FUND BALANCES  
GOVERNMENTAL FUNDS  
FOR THE YEAR ENDED DECEMBER 31, 2020

	<u>General</u>	<u>Street</u>	<u>Police</u>	<u>Debt Service</u>
<b>Revenues:</b>				
Income taxes	\$ -	\$ 1,834,983	\$ 3,270,735	\$ 863,156
Real and other taxes	1,116,937	-	-	-
Charges for services	75,528	765	3,458	-
Licenses and permits	293,662	-	-	-
Fines and forfeitures	59,868	-	710	-
Intergovernmental	286,328	1,057,611	2,012	-
Special assessments	460	-	-	-
Investment income	48,467	65,493	65,447	6,789
Rental income	4,905	-	-	-
Contributions and donations	10,155	-	3,250	-
Payments in lieu of taxes	-	-	-	-
Other	345,771	43,715	87,917	2,669
<b>Total Revenues</b>	<b>2,242,081</b>	<b>3,002,567</b>	<b>3,433,529</b>	<b>872,614</b>
<b>Expenditures:</b>				
<u>Current:</u>				
General government	820,139	591,463	399,844	45,875
Security of persons and property	-	-	1,974,144	-
Transportation	-	2,115,703	-	-
Community environment	368,621	-	-	-
Leisure time activity	359,112	-	-	-
Capital outlay	-	150,185	-	-
<u>Debt service:</u>				
Principal retirement	8,828	141,055	2,641	716,755
Interest and fiscal charges	513	8,714	283	286,023
<b>Total Expenditures</b>	<b>1,557,213</b>	<b>3,007,120</b>	<b>2,376,912</b>	<b>1,048,653</b>
<b>Excess (Deficiency) of Revenues Over (Under) Expenditures</b>	<b>684,868</b>	<b>(4,553)</b>	<b>1,056,617</b>	<b>(176,039)</b>
<b>Other Financing Sources (Uses):</b>				
Inception of capital lease	-	180,000	-	-
Transfers in	-	-	-	356,015
Transfers (out)	-	(45,000)	(52,500)	-
<b>Total Other Financing Sources (Uses)</b>	<b>-</b>	<b>135,000</b>	<b>(52,500)</b>	<b>356,015</b>
<b>Net Change in Fund Balances</b>	<b>684,868</b>	<b>130,447</b>	<b>1,004,117</b>	<b>179,976</b>
<b>Fund Balances at Beginning of Year (restated)</b>	<b>1,737,109</b>	<b>3,317,804</b>	<b>2,655,738</b>	<b>188,063</b>
<b>Fund Balances at End of Year</b>	<b>\$ 2,421,977</b>	<b>\$ 3,448,251</b>	<b>\$ 3,659,855</b>	<b>\$ 368,039</b>

SEE ACCOMPANYING NOTES TO THE BASIC FINANCIAL STATEMENTS

<b>Other Governmental Funds</b>	<b>Total Governmental Funds</b>
\$ 104,249	\$ 6,073,123
272,021	1,388,958
78,500	158,251
-	293,662
4,153	64,731
1,213,839	2,559,790
-	460
55,239	241,435
100,212	105,117
-	13,405
246,744	246,744
4,225	484,297
<b>2,079,182</b>	<b>11,629,973</b>
51,586	1,908,907
676,091	2,650,235
318,862	2,434,565
-	368,621
46,964	406,076
351,340	501,525
-	869,279
-	295,533
<b>1,444,843</b>	<b>9,434,741</b>
<b>634,339</b>	<b>2,195,232</b>
-	180,000
-	356,015
(258,515)	(356,015)
<b>(258,515)</b>	<b>180,000</b>
375,824	2,375,232
<b>3,495,316</b>	<b>11,394,030</b>
<b>\$ 3,871,140</b>	<b>\$ 13,769,262</b>

CITY OF PATASKALA, OHIO

RECONCILIATION OF THE STATEMENT OF REVENUES, EXPENDITURES AND CHANGES  
IN FUND BALANCES OF GOVERNMENTAL FUNDS TO THE STATEMENT OF ACTIVITIES  
FOR THE YEAR ENDED DECEMBER 31, 2020

<b>Net Change in Fund Balances - Total Governmental Funds</b>	<b>\$</b>	<b>2,375,232</b>
<i>Amounts reported for governmental activities in the statement of activities are different because:</i>		
Governmental funds report capital outlays as expenditures. However, in the statement of activities, the cost of those assets is allocated over their estimated useful lives as depreciation expense.		
Capital asset additions	\$ 1,693,220	
Current year depreciation	<u>(2,217,041)</u>	
Total		(523,821)
The net effect of various miscellaneous transactions involving capital assets (i.e., sales, disposals, trade-ins, and donations) is to increase net position. The City received \$2,168,070 in capital contributions and had disposals, net of accumulated depreciation of \$11,500.		
		2,156,570
Revenues in the statement of activities that do not provide current financial resources are not reported as revenues in the funds.		
Income taxes	197,907	
Real and other taxes	25,217	
Licenses and permits	(496)	
Intergovernmental revenues	(164)	
Special assessments	2,613	
Investment income	<u>(2,211)</u>	
Total		222,866
Proceeds of capital leases are reported as other financing sources in the governmental funds, however, in the statement of activities, they are not reported as revenues as they increase the liabilities on the statement of net position.		
Capital leases	<u>(180,000)</u>	
Total		(180,000)
Repayment of bond, note, capital lease and loan principal is an expenditure in the governmental funds, but the repayment reduces long-term liabilities on the statement of net position.		
Bonds	545,000	
Capital leases	152,524	
SIB loan	34,287	
LGIF loans	122,500	
OPWC loans	<u>14,968</u>	
Total		869,279
In the statement of activities, interest is accrued on outstanding bonds and loans, whereas in governmental funds, an interest expenditure is reported when due.		
Accrued interest payable	312	
Amortization of bond premiums and discounts	<u>12,354</u>	
Total		12,666
Contractually required pension/OPEB contributions are reported as expenditures in governmental funds; however, the statement of net position reports these amounts as deferred outflows.		
Pension		432,846
OPEB		7,181
Except for amounts reported as deferred inflows/outflows, changes in the net pension asset/liability and net OPEB liability are reported as pension/OPEB expense in the statement of activities.		
Pension		(730,505)
OPEB		(147,910)
Some expenses reported in the statement of activities, such as compensated absences, do not require the use of current financial resources and therefore are not reported as expenditures in governmental funds.		
		<u>(6,857)</u>
<b>Change in Net Position of Governmental Activities</b>	<b>\$</b>	<b><u>4,487,547</u></b>

SEE ACCOMPANYING NOTES TO THE BASIC FINANCIAL STATEMENTS



CITY OF PATASKALA, OHIO

STATEMENT OF REVENUES, EXPENDITURES AND CHANGES IN  
 FUND BALANCE - BUDGET AND ACTUAL (NON-GAAP BUDGETARY BASIS)  
**GENERAL FUND**  
 FOR THE YEAR ENDED DECEMBER 31, 2020

	<u>Budgeted Amounts</u>			<b>Variance with Final Budget Positive (Negative)</b>
	<u>Original</u>	<u>Final</u>	<u>Actual</u>	
<b>Revenues:</b>				
Real and other taxes	\$ 1,060,188	\$ 1,115,000	\$ 1,116,937	\$ 1,937
Licenses and permits	233,300	301,150	303,537	2,387
Fines and forfeitures	107,600	71,443	61,226	(10,217)
Intergovernmental	239,756	285,131	285,148	17
Special assessments	2,500	500	460	(40)
Investment income	25,462	30,000	27,356	(2,644)
Other	15,000	45,000	328,104	283,104
<b>Total Revenues</b>	<b>1,683,806</b>	<b>1,848,224</b>	<b>2,122,768</b>	<b>274,544</b>
<b>Expenditures:</b>				
<i>Current:</i>				
General government	1,276,752	1,292,975	1,026,100	266,875
Community environment	469,608	446,750	410,738	36,012
Leisure time activity	183,125	167,693	156,265	11,428
<b>Total Expenditures</b>	<b>1,929,485</b>	<b>1,907,418</b>	<b>1,593,103</b>	<b>314,315</b>
<b>Excess (Deficiency) of Revenues Over (Under) Expenditures</b>	<b>(245,679)</b>	<b>(59,194)</b>	<b>529,665</b>	<b>588,859</b>
<b>Other Financing Sources (Uses):</b>				
Sale of capital assets	1,500	1,500	-	(1,500)
Transfers in	-	17,000	-	(17,000)
Transfers (out)	(95,000)	(120,000)	(120,000)	-
<b>Total Other Financing Uses</b>	<b>(93,500)</b>	<b>(101,500)</b>	<b>(120,000)</b>	<b>(18,500)</b>
<b>Net Change in Fund Balances</b>	<b>(339,179)</b>	<b>(160,694)</b>	<b>409,665</b>	<b>570,359</b>
<b>Fund Balances at Beginning of Year</b>	1,438,128	1,438,128	1,438,128	-
<b>Prior Year Encumbrances Appropriated</b>	211,588	211,588	211,588	-
<b>Fund Balance at End of Year</b>	<b>\$ 1,310,537</b>	<b>\$ 1,489,022</b>	<b>\$ 2,059,381</b>	<b>\$ 570,359</b>

SEE ACCOMPANYING NOTES TO THE BASIC FINANCIAL STATEMENTS

CITY OF PATASKALA, OHIO

STATEMENT OF REVENUES, EXPENDITURES AND CHANGES IN  
 FUND BALANCE - BUDGET AND ACTUAL (NON-GAAP BUDGETARY BASIS)  
**STREET FUND**  
 FOR THE YEAR ENDED DECEMBER 31, 2020

	<u>Budgeted Amounts</u>			<b>Variance with Final Budget Positive (Negative)</b>
	<u>Original</u>	<u>Final</u>	<u>Actual</u>	
<b>Revenues:</b>				
Income taxes	\$ 1,873,534	\$ 1,845,260	\$ 1,846,404	\$ 1,144
Charges for services	-	765	765	-
Intergovernmental	1,116,830	994,700	1,071,639	76,939
Investment income	51,018	51,018	52,782	1,764
Other	30,000	42,047	42,087	40
<b>Total Revenues</b>	<b>3,071,382</b>	<b>2,933,790</b>	<b>3,013,677</b>	<b>79,887</b>
<b>Expenditures:</b>				
<i>Current:</i>				
General government	1,002,222	906,700	779,418	127,282
Transportation	4,165,806	4,031,712	3,742,237	289,475
<b>Total Expenditures</b>	<b>5,168,028</b>	<b>4,938,412</b>	<b>4,521,655</b>	<b>416,757</b>
<b>Excess of Expenditures Over Revenues</b>	<b>(2,096,646)</b>	<b>(2,004,622)</b>	<b>(1,507,978)</b>	<b>496,644</b>
<b>Other Financing Sources (Uses):</b>				
Transfers in	-	7,500	-	(7,500)
Transfers (out)	-	(45,000)	(45,000)	-
<b>Total Other Financing (Uses)</b>	<b>-</b>	<b>(37,500)</b>	<b>(45,000)</b>	<b>(7,500)</b>
<b>Net Change in Fund Balances</b>	<b>(2,096,646)</b>	<b>(2,042,122)</b>	<b>(1,552,978)</b>	<b>489,144</b>
<b>Fund Balances at Beginning of Year</b>	2,272,741	2,272,741	2,272,741	-
<b>Prior Year Encumbrances Appropriated</b>	1,615,023	1,615,023	1,615,023	-
<b>Fund Balance at End of Year</b>	<b>\$ 1,791,118</b>	<b>\$ 1,845,642</b>	<b>\$ 2,334,786</b>	<b>\$ 489,144</b>

SEE ACCOMPANYING NOTES TO THE BASIC FINANCIAL STATEMENTS

CITY OF PATASKALA, OHIO

STATEMENT OF REVENUES, EXPENDITURES AND CHANGES IN  
 FUND BALANCE - BUDGET AND ACTUAL (NON-GAAP BUDGETARY BASIS)  
**POLICE FUND**  
 FOR THE YEAR ENDED DECEMBER 31, 2020

	<u>Budgeted Amounts</u>			<b>Variance with Final Budget Positive (Negative)</b>
	<u>Original</u>	<u>Final</u>	<u>Actual</u>	
<b>Revenues:</b>				
Income taxes	\$ 3,340,174	\$ 3,319,300	\$ 3,320,788	\$ 1,488
Charges for services	9,100	3,100	3,458	358
Fines and forfeitures	500	500	175	(325)
Intergovernmental	25,889	2,012	2,012	-
Investment income	12,263	37,500	38,842	1,342
Contributions and donations	-	-	800	800
Other	75,500	85,000	99,248	14,248
<b>Total Revenues</b>	<b>3,463,426</b>	<b>3,447,412</b>	<b>3,465,323</b>	<b>17,911</b>
<b>Expenditures:</b>				
<i>Current:</i>				
General government	598,517	585,837	429,219	156,618
Security of persons and property	3,073,693	3,055,974	2,168,142	887,832
<b>Total Expenditures</b>	<b>3,672,210</b>	<b>3,641,811</b>	<b>2,597,361</b>	<b>1,044,450</b>
<b>Excess (Deficiency) of Revenues Over (Under) Expenditures</b>	<b>(208,784)</b>	<b>(194,399)</b>	<b>867,962</b>	<b>1,062,361</b>
<b>Other Financing Sources (Uses):</b>				
Sale of capital assets	500	500	-	(500)
Transfers in	-	4,750	-	(4,750)
Transfers (out)	(22,500)	(52,500)	(52,500)	-
<b>Total Other Financing Sources (Uses)</b>	<b>(22,000)</b>	<b>(47,250)</b>	<b>(52,500)</b>	<b>(5,250)</b>
<b>Net change in fund balances</b>	<b>(230,784)</b>	<b>(241,649)</b>	<b>815,462</b>	<b>1,057,111</b>
<b>Fund Balances at Beginning of Year</b>	1,977,277	1,977,277	1,977,277	-
<b>Prior Year Encumbrances Appropriated</b>	236,589	236,589	236,589	-
<b>Fund Balance at End of Year</b>	<b>\$ 1,983,082</b>	<b>\$ 1,972,217</b>	<b>\$ 3,029,328</b>	<b>\$ 1,057,111</b>

SEE ACCOMPANYING NOTES TO THE BASIC FINANCIAL STATEMENTS

CITY OF PATASKALA, OHIO

STATEMENT OF NET POSITION  
**PROPRIETARY FUNDS**  
 DECEMBER 31, 2020

	<b>Business-type Activities - Enterprise Funds</b>		
	<b>Water</b>	<b>Sewer</b>	<b>Total</b>
<b>Assets:</b>			
<i>Current assets:</i>			
Equity in pooled cash and investments	\$ 4,004,309	\$ 5,208,355	\$ 9,212,664
<u>Receivables:</u>			
Accounts	358,872	385,134	744,006
Special assessments	-	253,171	253,171
Accrued interest	4,402	5,736	10,138
Materials and supplies inventory	127,517	45,430	172,947
Prepayments	37,567	18,814	56,381
<b>Total Current Assets</b>	<b>4,532,667</b>	<b>5,916,640</b>	<b>10,449,307</b>
<i>Noncurrent assets:</i>			
Net pension asset	15,026	13,299	28,325
<u>Restricted assets:</u>			
Equity in pooled cash and investments	-	21,432	21,432
<u>Capital assets:</u>			
Non-depreciable capital assets	380,752	864,365	1,245,117
Depreciable capital assets, net	6,640,019	7,295,174	13,935,193
<b>Total Capital Assets, Net</b>	<b>7,020,771</b>	<b>8,159,539</b>	<b>15,180,310</b>
<b>Total Noncurrent Assets</b>	<b>7,035,797</b>	<b>8,194,270</b>	<b>15,230,067</b>
<b>Total Assets</b>	<b>11,568,464</b>	<b>14,110,910</b>	<b>25,679,374</b>
<b>Deferred Outflows of Resources:</b>			
Unamortized deferred charges on debt refunding	259,378	-	259,378
Pension	133,718	68,475	202,193
OPEB	80,109	46,666	126,775
<b>Total Deferred Outflows of Resources</b>	<b>473,205</b>	<b>115,141</b>	<b>588,346</b>
<b>Liabilities:</b>			
<u>Current liabilities:</u>			
Accounts payable	27,018	29,733	56,751
Retainage payable	-	21,432	21,432
Accrued wages and benefits payable	5,190	5,190	10,380
Due to other governments	1,590	1,425	3,015
Accrued interest payable	8,029	1,254	9,283
Compensated absences payable - current	17,731	17,731	35,462
General obligation bonds payable	285,000	60,000	345,000
OWDA loans payable	-	221,324	221,324
Other loans payable	100,000	-	100,000
Pension and postemployment benefits payable	8,969	7,863	16,832
Unearned revenue	11,750	11,750	23,500
<b>Total Current Liabilities</b>	<b>465,277</b>	<b>377,702</b>	<b>842,979</b>
<u>Long-term liabilities:</u>			
Compensated absences payable	4,054	4,054	8,108
General obligation bonds payable	5,856,147	954,244	6,810,391
OWDA loans payable	-	3,202,313	3,202,313
Other loans payable	100,000	-	100,000
Net pension liability	458,629	405,913	864,542
Net OPEB liability	328,689	290,909	619,598
<b>Total Long-Term Liabilities</b>	<b>6,747,519</b>	<b>4,857,433</b>	<b>11,604,952</b>
<b>Total Liabilities</b>	<b>7,212,796</b>	<b>5,235,135</b>	<b>12,447,931</b>
<b>Deferred Inflows of Resources:</b>			
Pension	102,761	106,273	209,034
OPEB	48,563	60,263	108,826
<b>Total Deferred Inflows of Resources</b>	<b>151,324</b>	<b>166,536</b>	<b>317,860</b>
<b>Net Position:</b>			
Net investment in capital assets	939,002	3,700,226	4,639,228
Unrestricted	3,738,547	5,124,154	8,862,701
<b>Total Net Position</b>	<b>\$ 4,677,549</b>	<b>\$ 8,824,380</b>	<b>\$ 13,501,929</b>

SEE ACCOMPANYING NOTES TO THE BASIC FINANCIAL STATEMENTS

**CITY OF PATASKALA, OHIO**  
**STATEMENT OF REVENUES, EXPENSES AND**  
**CHANGES IN NET POSITION**  
**PROPRIETARY FUNDS**  
**FOR THE YEAR ENDED DECEMBER 31, 2020**

	<b>Business-type Activities - Enterprise Funds</b>		
	<b>Water</b>	<b>Sewer</b>	<b>Total</b>
<b>Operating Revenues:</b>			
Charges for services	\$ 2,501,759	\$ 2,421,573	\$ 4,923,332
Special assessments	-	8,539	8,539
Other operating revenues	19,849	14,467	34,316
<b>Total Operating Revenues</b>	<b>2,521,608</b>	<b>2,444,579</b>	<b>4,966,187</b>
<b>Operating Expenses:</b>			
Salaries & related services	637,516	548,903	1,186,419
Contractual services	422,208	282,180	704,388
General operating	466,872	374,466	841,338
Depreciation	297,353	363,241	660,594
<b>Total Operating Expenses</b>	<b>1,823,949</b>	<b>1,568,790</b>	<b>3,392,739</b>
<b>Operating Income</b>	<b>697,659</b>	<b>875,789</b>	<b>1,573,448</b>
<b>Nonoperating Revenues (Expenses):</b>			
Interest and fiscal charges	(204,489)	(108,026)	(312,515)
Interest income	71,520	91,002	162,522
<b>Total Nonoperating Revenues (Expenses)</b>	<b>(132,969)</b>	<b>(17,024)</b>	<b>(149,993)</b>
<b>Income Before Capital Contributions</b>	<b>564,690</b>	<b>858,765</b>	<b>1,423,455</b>
Capital contributions	179,607	224,123	403,730
<b>Change in Net Position</b>	<b>744,297</b>	<b>1,082,888</b>	<b>1,827,185</b>
<b>Net Position at Beginning of Year</b>	<b>3,933,252</b>	<b>7,741,492</b>	<b>11,674,744</b>
<b>Net Position at End of Year</b>	<b>\$ 4,677,549</b>	<b>\$ 8,824,380</b>	<b>\$ 13,501,929</b>

SEE ACCOMPANYING NOTES TO THE BASIC FINANCIAL STATEMENTS

**CITY OF PATASKALA, OHIO**  
**STATEMENT OF CASH FLOWS**  
**PROPRIETARY FUNDS**  
FOR THE YEAR ENDED DECEMBER 31, 2020

	<b>Business-type Activities - Enterprise Funds</b>		
	<b>Water</b>	<b>Sewer</b>	<b>Total</b>
<b>Cash Flows From Operating Activities:</b>			
Cash received from charges for services	\$ 2,428,058	\$ 2,343,849	\$ 4,771,907
Cash received from special assessments	-	19,590	19,590
Cash received from other operations	19,972	15,508	35,480
Cash payments for salaries & related services	(557,832)	(501,108)	(1,058,940)
Cash payments for contractual services	(403,868)	(277,189)	(681,057)
Cash payments for general operating costs	(373,164)	(344,701)	(717,865)
	<b>1,113,166</b>	<b>1,255,949</b>	<b>2,369,115</b>
<b>Cash Flows From Capital and Related Financing Activities:</b>			
Acquisition of capital assets	(79,098)	(540,224)	(619,322)
Principal retirement on bonds & loans	(380,000)	(503,763)	(883,763)
Interest paid on bonds, notes & loans	(209,443)	(152,080)	(361,523)
Loans issued	-	718,426	718,426
	<b>(668,541)</b>	<b>(477,641)</b>	<b>(1,146,182)</b>
<b>Cash Flows From Investing Activities:</b>			
Interest received	43,957	53,710	97,667
Increase in fair value of investments	30,555	40,749	71,304
	<b>74,512</b>	<b>94,459</b>	<b>168,971</b>
<b>Net Increase in Cash and Investments</b>	<b>519,137</b>	<b>872,767</b>	<b>1,391,904</b>
<b>Cash and Investments at Beginning of Year</b>	3,485,172	4,357,020	7,842,192
<b>Cash and Investments at End of Year</b>	<b>\$ 4,004,309</b>	<b>\$ 5,229,787</b>	<b>\$ 9,234,096</b>

(Continued)

**CITY OF PATASKALA, OHIO**  
**STATEMENT OF CASH FLOWS**  
**PROPRIETARY FUNDS (CONTINUED)**  
**FOR THE YEAR ENDED DECEMBER 31, 2020**

	<b>Business-type Activities - Enterprise Funds</b>		
	<b>Water</b>	<b>Sewer</b>	<b>Total</b>
<b>Reconciliation of Operating Income to Net Cash Provided by Operating Activities:</b>			
<b>Operating Income</b>	<b>\$ 697,659</b>	<b>\$ 875,789</b>	<b>\$ 1,573,448</b>
<u>Adjustments:</u>			
Depreciation	297,353	363,241	660,594
<u>Changes in assets, deferred outflows of resources, liabilities and deferred inflows of resources:</u>			
Accounts receivable	(41,283)	(57,125)	(98,408)
Special assessment receivable	-	11,051	11,051
Due from other governments	123	147	270
Materials and supplies inventory	104,826	2,869	107,695
Prepayments	(12,937)	(784)	(13,721)
Net pension asset	(5,427)	(3,439)	(8,866)
Deferred outflows - pension	88,663	129,086	217,749
Deferred outflows - OPEB	(30,243)	(16,767)	(47,010)
Accounts payable	19,449	12,186	31,635
Accrued wages and benefits	(10,337)	(10,337)	(20,674)
Due to other governments	1,088	978	2,066
Compensated absences payable	10,579	10,579	21,158
Retainage payable	-	21,432	21,432
Pension and postemployment benefits payable	492	(614)	(122)
Unearned revenue	(32,418)	(19,705)	(52,123)
Net pension liability	(108,921)	(177,034)	(285,955)
Net OPEB liability	43,320	(2,202)	41,118
Deferred inflows - pension	64,436	72,484	136,920
Deferred inflows - OPEB	26,744	44,114	70,858
<b>Net Cash Provided by Operating Activities</b>	<b>\$ 1,113,166</b>	<b>\$ 1,255,949</b>	<b>\$ 2,369,115</b>

**Non-Cash Transactions:**

During 2020, the Water fund and Sewer fund received \$179,607 and \$224,123, respectively, in capital contributions.

SEE ACCOMPANYING NOTES TO THE BASIC FINANCIAL STATEMENTS

**CITY OF PATASKALA, OHIO**

**STATEMENT OF FIDUCIARY NET POSITION  
CUSTODIAL FUNDS  
DECEMBER 31, 2020**

	<u><b>Custodial</b></u>
<b>Assets:</b>	
Equity in pooled cash and investments	<u>\$ 18,161</u>
<b>Total Assets</b>	<u><b>18,161</b></u>
<b>Net Position:</b>	
Restricted for individuals, organizations and other governments .	<u>18,161</u>
<b>Total Net Position</b>	<u><b>\$ 18,161</b></u>

SEE ACCOMPANYING NOTES TO THE BASIC FINANCIAL STATEMENTS




CITY OF PATASKALA, OHIO

STATEMENT OF CHANGES IN FIDUCIARY NET POSITION  
CUSTODIAL FUNDS  
FOR THE YEAR ENDED DECEMBER 31, 2020

	<u>Custodial</u>
<b>Additions:</b>	
Fines and forfeitures for other governments	\$ 20,549
<b>Total Additions</b>	<u>20,549</u>
<b>Deductions:</b>	
Fines and forfeitures distributions to other governments	14,000
<b>Total Deductions</b>	<u>14,000</u>
<b>Net Change in Fiduciary Net Position</b>	6,549
<b>Net Position Beginning of Year</b>	<u>11,612</u>
<b>Net Position End of Year</b>	<u>\$ 18,161</u>

SEE ACCOMPANYING NOTES TO THE BASIC FINANCIAL STATEMENTS



THIS PAGE IS INTENTIONALLY LEFT BLANK

**CITY OF PATASKALA, OHIO**

SCHEDULE OF NOTES TO THE BASIC FINANCIAL STATEMENTS  
FOR THE YEAR ENDED DECEMBER 31, 2020

---

Note 1	Description of the City .....	79
Note 2	Summary of Significant Accounting Policies .....	79
	A. Reporting Entity.....	79
	B. Basis of Presentation – Fund Accounting .....	81
	C. Fund Accounting.....	82
	D. Measurement Focus .....	83
	E. Basis of Accounting.....	83
	F. Budgetary Data .....	85
	G. Cash and Investments .....	86
	H. Inventories of Materials and Supplies.....	87
	I. Capital Assets .....	87
	J. Compensated Absences .....	88
	K. Prepaid Items .....	88
	L. Accrued Liabilities and Long-Term Obligations .....	89
	M. Interfund Balances .....	89
	N. Interfund Activity.....	89
	O. Fund Balance .....	89
	P. Estimates .....	90
	Q. Net Position.....	90
	R. Operating Revenues and Expenses .....	91
	S. Minimum Fund Balance Policy .....	91
	T. Restricted Assets.....	91
	U. Extraordinary and Special Items .....	91
	V. Unamortized Bond Premium and Discount/Unamortized Accounting Gain or Loss/Bond Issuance Costs .....	91
	W. Pensions/Other Postemployment Benefits (OPEB) .....	92
	X. Fair Value Measurements .....	92
Note 3	Accountability and Compliance.....	92
	A. Change in Accounting Principles.....	92
	B. Restatement of Fund Balances.....	93
Note 4	Deposits and Investments.....	93
	A. Cash with Fiscal and Escrow Agent.....	94
	B. Deposits with Financial Institutions.....	95
	C. Investments .....	95
	D. Reconciliation of Cash and Investments to the Statement of Net Position .....	96
Note 5	Interfund Transactions .....	97
Note 6	Property Taxes .....	97
Note 7	Income Taxes .....	98
Note 8	Receivables .....	98
Note 9	Tax Increment Financing (TIF) District .....	99
Note 10	Capital Assets .....	100
	A. Governmental Capital Assets .....	100
	B. Business-Type Capital Assets.....	101
Note 11	Other Employee Benefits .....	102
Note 12	Capital Leases - Lessee Disclosure .....	102

**CITY OF PATASKALA, OHIO**

**SCHEDULE OF NOTES TO THE BASIC FINANCIAL STATEMENTS  
FOR THE YEAR ENDED DECEMBER 31, 2020**

---

Note 13	Long-Term Obligations .....	103
A.	Long Term Debt Activity - Governmental.....	103
B.	Long Term Debt Activity – Business-Type .....	106
C.	Legal Debt Margin .....	109
Note 14	Risk Management .....	109
A.	Risk Pool Membership.....	109
B.	Workers’ Compensation .....	110
C.	Employee Medical, Dental, Vision and Life.....	110
Note 15	Defined Benefit Pension Plans.....	111
Note 16	Defined Benefit OPEB Plans .....	122
Note 17	Budgetary Basis of Accounting .....	132
Note 18	Contingencies.....	133
A.	Grants.....	133
B.	Litigation.....	133
C.	Ohio Public Entity Consortium Healthcare Cooperative (OPEC-HC).....	133
Note 19	Fund Balance .....	134
Note 20	Contractual Commitments .....	135
Note 21	Other Commitments .....	135
Note 22	COVID-19 .....	135



## CITY OF PATASKALA, OHIO

### NOTES TO THE BASIC FINANCIAL STATEMENTS FOR THE YEAR ENDED DECEMBER 31, 2020

#### NOTE 1 - DESCRIPTION OF THE CITY

The City of Pataskala, Licking County, Ohio (the “City”) is a body corporate and politic established to exercise the rights and privileges conveyed to it by the constitution and laws of the State of Ohio. The City operates under a government that is directed by a publicly-elected seven-member Council and a Mayor. The City Administrator is the chief executive officer, and the Finance Director is the chief fiscal officer. The City provides the following services: general government, including finance and legal; police protection; public health; street maintenance; community development; parks and recreation; and, water and sewer utilities.

#### NOTE 2 - SUMMARY OF SIGNIFICANT ACCOUNTING POLICIES

The basic financial statements (BFS) of the City have been prepared in conformity with accounting principles generally accepted in the United States of America (GAAP) as applied to local governmental units. The Governmental Accounting Standards Board (GASB) is the accepted standard-setting body for establishing governmental accounting and financial principles. The most significant of the City’s accounting policies are described below.

##### A. Reporting Entity

For financial reporting purposes, the City’s BFS include all funds, agencies, boards, commissions, and departments for which the City is financially accountable. Financial accountability, as defined by the GASB, exists if the City appoints a voting majority of an organization’s Governing Board, and is either: (1) able to impose its will on that organization; or (2) there is a potential for the organization to provide specific financial benefits to, or impose specific burdens on, the City. The City may also be financially accountable for governmental organizations with a separately elected Governing Board, a Governing Board appointed by another government, or a jointly appointed board that is fiscally dependent on the City. The City also took into consideration other organizations for which the nature and significance of their relationship with the City are such that exclusion would cause the City’s BFS to be misleading or incomplete.

The primary government consists of all funds and departments which provide various services including police protection, street maintenance and repair, recreational programming and water/sewer services. Council and the City Administrator are directly responsible for these activities. The City contracts with the Licking County Health Department for public health services. The City does not approve each organization’s operating budget, nor is it responsible for its continued operation.

The accompanying financial statements represent the City, which has no component units. The following organizations are described due to their relationship with the City:

##### *JOINTLY GOVERNED ORGANIZATIONS*

*West Licking Joint Fire District* - The West Licking Joint Fire District, a jointly governed organization, is a political subdivision governed by a Board of Trustees which possesses its own contracting and budgeting authority. The Board of Trustees consists of one representative from each of the participating governments; the City of Pataskala, the Village of Kirkersville, City of New Albany, Harrison Township, Etna Township, City of Reynoldsburg and Jersey Township. The City made no contributions during 2020 for the operation of the West Licking Joint Fire District.

**CITY OF PATASKALA, OHIO**

NOTES TO THE BASIC FINANCIAL STATEMENTS  
FOR THE YEAR ENDED DECEMBER 31, 2020

**NOTE 2 - SUMMARY OF SIGNIFICANT ACCOUNTING POLICIES - (Continued)**

Southwest Licking Community Water and Sewer District - The Southwest Licking Community Water and Sewer District (the "Sewer District"), a jointly governed organization, is a political subdivision governed by a Board of Trustees which possesses its own contracting and budgeting authority. The City Council of Pataskala appoints one member to the Sewer District Board of Trustees, and the remaining members are appointed by Harrison and Etna Townships. The City made no contributions during 2020 for the operation of the Sewer District.

Mid-Ohio Regional Planning Commission - The City participates in the Mid-Ohio Regional Planning Commission (MORPC), a jointly governed organization. MORPC is composed of 126 representatives appointed by member governments who make up the Commission, the policy-making body of MORPC, and the oversight board. MORPC is a voluntary association of local governments in central and south central Ohio and a regional planning agency whose membership includes 64 political subdivisions in and around Franklin, Ross, Fayette, Delaware, Pickaway, Madison, Licking, and Fairfield counties, Ohio. The purpose of the organization is to improve the quality of life for member communities by improving housing conditions, to promote and support livability/sustainability measures as a means of addressing regional growth challenges, and to administer and facilitate the availability of regional environmental infrastructure program funding to the full advantage of MORPC's members.

Pataskala Corporate Park Joint Economic Development District - The Pataskala Corporate Park Joint Economic Development District (JEDD), Licking County (the "District") is a body corporate and politic established to exercise the rights and privileges conveyed to it by the constitution and laws of the State of Ohio. The District was created as a result of an agreement between the City of Pataskala, Harrison Township, Licking County, and the City of Newark on December 22, 2009. The District is directed by a five-member Board of Trustees. The District's purpose is to promote and facilitate economic development that will create jobs and employment opportunities and improve the economic welfare of the people in the State, the County, the City, the City of Newark, Harrison Township, and the District. Such area is located in the City of Pataskala corporate limits and the primary source of revenue is a tax on earned income in the District.

In late 2006, the Ohio Department of Development designated a nearly 521 acre site in the City of Pataskala as eligible for Job Ready Sites (JRS) funding. As such, this site known as the Pataskala Corporate Park, located at the southeast corner of State Route 16 (Broad Street) and Mink Street is recognized as one of the premier sites for manufacturing and industrial development in the State of Ohio. A roadway was constructed in 2010 linking State Route 16 (Broad Street) and Refugee Road with the intention to ultimately link the access road to U.S. Route 40 (The National Road), improving the routing to Interstate 70 and offering unparalleled access for commerce. In late 2006, the project received funding of approximately \$3.4 million to develop this roadway. It is considered one of the initial projects funded under Ohio's Job Ready Sites program, and is critical in order for the City to create jobs and investment. The Job Ready Site designation expired in January 2019.

The Board of Trustees adopted a resolution levying an income tax at a rate of 1.75 percent on income earned by persons working in the District and on the net profits of businesses located in the District. The income tax shall follow the provisions of Chapter 718 of the Ohio Revised Code. Income tax revenues are collected by the City of Newark Treasurer and deposited quarterly in the Pataskala Corporate Park JEDD Fund, or its general fund. Monies deposited to the JEDD Fund shall be allocated to the JEDD Improvement Account for future infrastructure improvements and to the Newark Account for future distributions to governmental entities subject to the tax sharing agreement.

**CITY OF PATASKALA, OHIO**

NOTES TO THE BASIC FINANCIAL STATEMENTS  
FOR THE YEAR ENDED DECEMBER 31, 2020

**NOTE 2 - SUMMARY OF SIGNIFICANT ACCOUNTING POLICIES - (Continued)**

Regional Income Tax Agency (RITA) - In 1971, 38 municipalities joined together to organize a Regional Council of Governments (RCOG) under the authority of Chapter 167 of the Ohio Revised Code to administer tax collection and enforcement concerns facing the cities and villages. The purpose of the RCOG is to foster cooperation between the municipalities through sharing facilities for their common benefit. This includes the establishment of a central collection facility for the purpose of administering the income tax laws of the various municipal corporations who are members of the RCOG and for the purpose of collecting income taxes on behalf of each member municipality, doing all things allowed by law to accomplish such purpose. The first official act of the RCOG was to form RITA. Today, RITA serves as the income tax collection agency for 317 municipalities and 37 JEDD/JEDZ/ENTPZ districts throughout the State of Ohio. The City began using RITA for its income tax collection services in 2010.

Each member municipality appoints its own delegate to the RCOG, including electing members to the RITA Board of Trustees. Regardless of the population or tax collections of member municipalities, each member of the RCOG has an equal say in the operations of RITA.

**B. Basis of Presentation - Fund Accounting**

The City's basic financial statements (BFS) consist of government-wide statements, including a statement of net position and a statement of activities and fund financial statements which provide a more detailed level of financial information.

**Government-Wide Financial Statements** - The statement of net position and the statement of activities display information about the City as a whole. These statements include the financial activities of the primary government, except for fiduciary funds. The statements distinguish between those activities of the City that are governmental and those that are considered business-type activities.

The statement of net position presents the financial condition of the governmental and business-type activities of the City at year end. The statement of activities presents a comparison between direct expenses and program revenues for each program or function of the City's governmental activities and for the business-type activities of the City. Direct expenses are those that are specifically associated with a service, program or department and therefore clearly identifiable to a particular function. Program revenues include charges paid by the recipient of the goods or services offered by the program, grants and contributions that are restricted to meeting the operational or capital requirements of a particular program and interest earned on grants that is required to be used to support a particular program. Revenues which are not classified as program revenues are presented as general revenues of the City, with certain limited exceptions. The comparison of direct expenses with program revenues identifies the extent to which each business segment or governmental functions are self-financing or draw from the general revenues of the City.

## CITY OF PATASKALA, OHIO

### NOTES TO THE BASIC FINANCIAL STATEMENTS FOR THE YEAR ENDED DECEMBER 31, 2020

#### NOTE 2 - SUMMARY OF SIGNIFICANT ACCOUNTING POLICIES - (Continued)

**Fund Financial Statements** - During the year, the City segregates transactions related to certain City functions or activities in separate funds in order to aid financial management and to demonstrate legal compliance. Fund financial statements are designed to present financial information of the City at this more detailed level. The focus of governmental and enterprise fund financial statements is on major funds. Each major fund is presented in a separate column. Nonmajor funds are aggregated and presented in a single column. Fiduciary funds are reported by type.

#### C. Fund Accounting

The City uses funds to maintain its financial records during the year. A fund is defined as a fiscal and accounting entity with a self-balancing set of accounts. There are three categories of funds: governmental, proprietary and fiduciary.

**Governmental Funds** - Governmental funds are those through which most governmental functions are typically financed. Governmental fund reporting focuses on the sources, uses and balances of current financial resources. Expendable assets are assigned to the various governmental funds according to the purposes for which they may or must be used. Current liabilities are assigned to the fund from which they will be paid. The difference between governmental fund assets plus deferred outflows of resources and liabilities plus deferred inflow of resources is reported as fund balance.

The following are the City's major governmental funds:

General fund - The general fund is used to account for and report all financial resources not accounted for and reported in another fund. The general fund balance is available for any purpose provided it is expended or transferred according to the general laws of Ohio.

Street fund - The Street fund accounts for revenues generated from income tax, license and gasoline taxes that are restricted for maintaining local roads and related infrastructure within the City.

Police fund - The Police fund accounts for tax and other revenues collected that are restricted for police operations.

Debt Service fund - The Debt Service fund is used to account for and report all financial resources that are restricted, committed or assigned to expenditures for principal and interest.

Other governmental funds of the City are used to account for: (a) financial resources that are restricted, committed, or assigned to expenditures for capital outlays including the acquisition or construction of capital facilities and other capital assets; (b) specific revenue sources that are restricted or committed to an expenditure for specified purposes other than debt service or capital projects; and (c) financial resources that are restricted, committed, or assigned to expenditure for principal and interest.

**Proprietary Funds** - Proprietary fund reporting focuses on changes in net position, financial position and cash flows. Proprietary funds are classified as either enterprise or internal service. The City has no internal service funds.

Enterprise Funds - The enterprise funds may be used to account for any activity for which a fee is charged to external users for goods or services. The following are the City's major enterprise funds:

**Water fund** - This fund accounts for the provision of water treatment and distribution to its residential and commercial users located within the City.

**Sewer fund** - This fund accounts for the provision of sanitary sewer service to the residents and commercial users located within the City.



**CITY OF PATASKALA, OHIO**

NOTES TO THE BASIC FINANCIAL STATEMENTS  
FOR THE YEAR ENDED DECEMBER 31, 2020

**NOTE 2 - SUMMARY OF SIGNIFICANT ACCOUNTING POLICIES - (Continued)**

***Fiduciary Funds*** - Fiduciary fund reporting focuses on net position and changes in net position. The fiduciary fund category is split into four classifications: pension trust funds; investment trust funds; private-purpose trust funds; and custodial funds. Trust funds are distinguished from custodial funds by the existence of a trust agreement or equivalent arrangements that have certain characteristics. Custodial funds are used to report fiduciary activities that are not required to be reported in a trust fund. The City's custodial funds account for the police evidence and seizure fund and the Mayor's Court fund.

**D. Measurement Focus**

***Government-Wide Financial Statements*** - The government-wide financial statements are prepared using the economic resources measurement focus. All assets, deferred outflows of resources, liabilities and deferred inflows of resources associated with the operation of the City are included on the statement of net position.

***Fund Financial Statements*** - All governmental funds are accounted for using a flow of current financial resources measurement focus. With this measurement focus, only current assets, current deferred outflows of resources, current liabilities and current deferred inflows of resources generally are included on the balance sheet. The statement of revenues, expenditures and changes in fund balances reports on the sources (i.e., revenues and other financing sources) and uses (i.e., expenditures and other financing uses) of current financial resources. This approach differs from the manner in which the governmental activities of the government-wide financial statements are prepared. Governmental fund financial statements therefore include a reconciliation, with brief explanations to better identify the relationship between the government-wide statements and the financial statements for governmental funds.

Like the government-wide statements, all proprietary funds are accounted for on a flow of economic resources measurement focus. All assets, deferred outflows of resources, liabilities and deferred inflows of resources associated with the operation of these funds are included on the statement of net position. The statement of changes in fund net position presents increases (i.e., revenues) and decreases (i.e., expenses) in total net position. The statement of cash flows provides information about how the City finances and meets the cash flow needs of its proprietary activities.

Proprietary funds distinguish operating revenues and expenses from nonoperating items. Operating revenues and expenses generally result from providing services and producing and delivering goods in connection with a proprietary fund's principal ongoing operation. The principal operating revenues of the City's proprietary funds are charges for sales and services. Operating expenses for the enterprise funds include personnel and other expenses related to the operations of the enterprise activities. All revenues and expenses not meeting these definitions are reported as nonoperating revenues and expenses.

Fiduciary funds present a statement of changes in fiduciary new position which reports additions to and deductions from custodial funds.

**E. Basis of Accounting**

Basis of accounting determines when transactions are recorded in the financial records and reported on the financial statements. Government-wide financial statements are prepared using the accrual basis of accounting. Governmental funds use the modified accrual basis of accounting. Proprietary and custodial funds use the accrual basis of accounting. Differences in the accrual and modified accrual basis of accounting arise in the recognition of revenue, the recording of deferred inflows of resources and in the presentation of expenses versus expenditures.

## CITY OF PATASKALA, OHIO

### NOTES TO THE BASIC FINANCIAL STATEMENTS FOR THE YEAR ENDED DECEMBER 31, 2020

#### NOTE 2 - SUMMARY OF SIGNIFICANT ACCOUNTING POLICIES - (Continued)

**Revenues: Exchange and Nonexchange Transactions** - Revenues resulting from exchange transactions, in which each party gives and receives essentially equal value, are recorded on the accrual basis when the exchange takes place. On a modified accrual basis, revenue is recorded in the fiscal year in which the resources are measurable and become available. Available means that the resources will be collected within the current fiscal year or are expected to be collected soon enough thereafter to be used to pay liabilities of the current year. For the City, available means expected to be received within sixty days of year end.

Nonexchange transactions, in which the City receives value without directly giving equal value in return, include income taxes, payments in lieu of taxes, property taxes, grants, entitlements and donations. On an accrual basis, revenue from income tax is recognized in the period in which the income is earned (See Note 7). Revenue from property taxes is recognized in the year for which the taxes are levied (See Note 6). Payments in lieu of taxes (PILOT) are treated the same way property taxes are in the financial statements. Revenue from grants, entitlements and donations is recognized in the year in which all eligibility requirements have been satisfied. Eligibility requirements include timing requirements, which specify the year when the resources are required to be used or the year when use is first permitted, matching requirements, in which the City must provide local resources to be used for a specified purpose, and expenditure requirements, in which the resources are provided to the City on a reimbursement basis. On a modified accrual basis, revenue from nonexchange transactions must also be available before it can be recognized.

Under the modified accrual basis, the following revenue sources are considered to be both measurable and available at year end: income taxes; state-levied locally shared taxes (including gasoline tax, local government funds and permissive tax); fines and forfeitures; fees; earnings on investments; and special assessments.

**Unearned Revenues** - The City defers revenue recognition in connection with resources that have been received, but not earned. Unearned revenue arises when assets are recognized before revenue recognition criteria have been satisfied. Grants and entitlements received before the eligibility requirements are met are also recorded as unearned revenue. Unearned revenue consists primarily of deposits held for various programs.

**Deferred Outflows of Resources and Deferred Inflows of Resources** - In addition to assets, the government-wide statement of net position will report a separate section for deferred outflows of resources. Deferred outflows of resources represents a consumption of net position that applies to a future period and will not be recognized as an outflow of resources (expense/expenditure) until then. For the City, see Notes 15 and 16 for deferred outflows of resources related the City's net pension liability and net OPEB liability, respectively. In addition, deferred outflows of resources include a deferred charge on debt refunding. A deferred charge on refunding results from the difference in the carrying value of refunded debt and its reacquisition price. This amount is deferred and amortized over the shorter of the life of the refunded or refunding debt.

In addition to liabilities, both the government-wide statement of net position and the governmental fund financial statements report a separate section for deferred inflows of resources. Deferred inflows of resources represent an acquisition of net position that applies to a future period and will not be recognized as an inflow of resources (revenue) until that time. For the City, deferred inflows of resources include property taxes, payments in lieu of taxes and unavailable revenue. Property taxes and payments in lieu of taxes represent amounts for which there is an enforceable legal claim as of December 31, 2020, but which were levied to finance 2021 operations. These amounts have been recorded as a deferred inflow of resources on both the government-wide statement of net position and the governmental fund financial statements.

## CITY OF PATASKALA, OHIO

### NOTES TO THE BASIC FINANCIAL STATEMENTS FOR THE YEAR ENDED DECEMBER 31, 2020

#### NOTE 2 - SUMMARY OF SIGNIFICANT ACCOUNTING POLICIES - (Continued)

Unavailable revenue is reported only on the governmental funds balance sheet, and represents receivables which will not be collected within the available period. For the City, unavailable revenue includes, but is not limited to, income taxes, delinquent property taxes and intergovernmental grants. These amounts are deferred and recognized as an inflow of resources in the period the amounts become available.

For the City, see Notes 15 and 16 for deferred inflows of resources related to the City's net pension liability and net OPEB liability, respectively. These deferred inflow of resources are only reported on the government-wide statement of net position.

**Expenses/Expenditures** - On the accrual basis of accounting, expenses are recognized at the time they are incurred.

The measurement focus of governmental fund accounting is on decreases in net financial resources (expenditures) rather than expenses. Expenditures are generally recognized in the accounting period in which the related fund liability is incurred, if measurable. Allocations of cost, such as depreciation and amortization, are not recognized in governmental funds.

#### F. Budgetary Data

The budgetary process is prescribed by provisions of the Ohio Revised Code and entails the preparation of budgetary documents within an established timetable. All funds, except custodial funds, are legally required to be budgeted and appropriated. The major documents prepared are the certificate of estimated resources and the appropriations resolution, all of which are prepared on the budgetary basis of accounting. The certificate of estimated resources and the appropriations ordinance are subject to amendment throughout the year with the legal restriction that appropriations cannot exceed estimated resources, as certified. The City's legal level of budgetary control is established at the object level within each department/function, within each fund. Although the legal level of budgetary control was established at the object level within each department/function, the City has elected to present budgetary statement comparisons at the fund and function levels of expenditures included within the basic financial statements. Budgetary modifications may only be made by ordinance by the City Council at the legal level of control.

**Tax Budget** - The ORC calls for the City Administrator to present an estimate of the following year's annual operating budget, or tax budget, by mid-July, to City Council for consideration and passage. The Council approved estimate is then submitted to the Licking County Auditor, as Secretary of the County Budget Commission, by July 20 of each year, for the period January 1 to December 31 of the following year. The Licking County Budget Commission waived this requirement for 2020.

**Estimated Resources** - The County Budget Commission determines if the budget substantiates a need to levy all or part of previously authorized taxes and reviews estimated revenue. The Commission certifies its actions to the City on or before September 1. As part of this certification, the City receives the official certificate of estimated resources, which states the projected revenue of each fund. On or before December 31, the City must revise its budget so that the total contemplated expenditures from any fund during the ensuing fiscal year will not exceed the amount available as stated in the certificate of estimated resources. The revised budget then serves as the basis for the annual appropriations measure. On or about January 1, the certificate of estimated resources is amended to include unencumbered cash balances at December 31 of the preceding year. The certificate may be further amended during the year if the Finance Director determines, and the Budget Commission agrees, that an estimate needs to be either increased or decreased. The amounts reported on the budgetary statement reflect the amounts in the original and final certificate of estimated resources issued during 2020.

**CITY OF PATASKALA, OHIO**

NOTES TO THE BASIC FINANCIAL STATEMENTS  
FOR THE YEAR ENDED DECEMBER 31, 2020

**NOTE 2 - SUMMARY OF SIGNIFICANT ACCOUNTING POLICIES - (Continued)**

*Appropriations* - A temporary appropriation ordinance to control expenditures may be passed on or about January 1 of each year for the period January 1 to March 31. An annual appropriation ordinance must be passed by April 1 of each year for the period January 1 to December 31. The appropriation ordinance fixes spending authority at the object level within each department, within each fund. The appropriation ordinance may be amended during the year as new information becomes available, provided that total fund appropriations do not exceed current estimated resources, as certified.

The appropriations at the legal level of control may only be modified during the year by an ordinance of Council. The amounts on the budgetary statement reflect the original and final appropriation amounts, including all amendments and modifications legally enacted by Council.

*Lapsing of Appropriations* - At the close of each year, the unencumbered balance of each appropriation reverts to the fund balance. Encumbrances are carried forward and included in the budget, but subsequent years are not reappropriated as part of the subsequent year appropriations.

**G. Cash and Investments**

Cash balances of the City's funds, except cash in segregated accounts and cash held by a fiscal and escrow agent, are pooled and invested in investments maturing within five years in order to provide improved cash management. Individual fund integrity is maintained through City records. Each fund's interest in the pooled bank accounts is presented on the financial statements as "equity in pooled cash and investments".

During 2020, investments were limited to State Treasury Asset Reserve of Ohio (STAR Ohio), negotiable certificates of deposit and a governmental money market account. Except for any nonparticipating investment contracts, investments are reported at fair value which is based on quoted market prices. Nonparticipating investment contracts, such as nonnegotiable certificates of deposit, are reported at cost.

The City has a segregated bank account for Mayor's Court monies separate from the City's central bank account. This interest bearing depository account is presented on the financial statements as "cash in segregated accounts" since it is not required to be deposited into the City treasury. At December 31, 2020, this account had a bank balance of \$4,283 and a book balance of \$0.

During 2020, the City invested in STAR Ohio. STAR Ohio (the State Treasury Asset Reserve of Ohio), is an investment pool managed by the State Treasurer's Office which allows governments within the State to pool their funds for investment purposes. STAR Ohio is not registered with the SEC as an investment company, but has adopted Governmental Accounting Standards Board (GASB), Statement No. 79, "Certain External Investment Pools and Pool Participants." The City measures its investment in STAR Ohio at the net asset value (NAV) per share provided by STAR Ohio. The NAV per share is calculated on an amortized cost basis that provides an NAV per share that approximates fair value.

For 2020, there were no limitations or restrictions on any participant withdrawals due to redemption notice periods, liquidity fees, or redemption gates. However, notice must be given 24 hours in advance of all deposits and withdrawals exceeding \$100 million. STAR Ohio reserves the right to limit the transaction to \$100 million, requiring the excess amount to be transacted the following business day(s), but only to the \$100 million limit. All accounts of the participant will be combined for these purposes.

**CITY OF PATASKALA, OHIO**

NOTES TO THE BASIC FINANCIAL STATEMENTS  
FOR THE YEAR ENDED DECEMBER 31, 2020

**NOTE 2 - SUMMARY OF SIGNIFICANT ACCOUNTING POLICIES - (Continued)**

Interest income is distributed to the funds according to statutory requirements and City policy. Interest revenue earned and credited to the general fund during 2020 amounted to \$48,467, which included \$31,367 assigned from other funds of the City.

For purposes of the statement of cash flows and for presentation on the financial statement, investments of the cash management pool and investments with original maturities of three months or less at the time they are purchased by the City are considered to be cash equivalents. Investments with an initial maturity of more than three months are reported as investments, to the extent they are purchased from a specific fund.

An analysis of the City's investment account at year end is provided in Note 4.

**H. Inventories of Materials and Supplies**

On the government-wide and fund financial statements, inventories are stated at cost. For all funds, cost is determined on a first-in, first-out (FIFO) basis. Inventory in governmental funds consists of expendable supplies held for consumption. The cost of inventory items is recorded as an expenditure in the governmental funds when consumed. Inventories of the proprietary funds are expensed when used.

On the fund financial statements, reported material and supplies inventory is equally offset by a nonspendable fund balance which indicates that it does not constitute available spendable resources even though it is a component of fund balance.

**I. Capital Assets**

General capital assets are those assets not specifically related to activities reported in the proprietary funds. These assets generally result from expenditures in the governmental funds. These assets are reported in the governmental activities column of the government-wide statement of net position, but are not reported in the fund financial statements. Capital assets utilized by the proprietary funds are reported both in the business-type activities column of the government-wide statement of net position and in the respective funds.

All capital assets are capitalized at cost (or estimated historical cost) and updated for additions and retirements during the year. Donated capital assets are recorded at their acquisition values as of the date received. During 2013, the City implemented a capital asset policy that changed the capital asset threshold from \$5,000 for all asset classes to the amounts noted below. Capital assets within a class can have different thresholds depending on the asset category within the class. The City's infrastructure consists of bridges, culverts, curbs, sidewalks, storm sewers, streets, and water and sewer lines. Improvements are capitalized; the costs of normal maintenance and repairs that do not add to the value of the asset or materially extend an asset's life are not. Interest incurred during the construction of capital assets is also capitalized for business-type activities.

All reported capital assets are depreciated except for land, certain land improvements and construction in progress. Improvements are depreciated over the remaining useful lives of the related capital assets. Useful lives for infrastructure were estimated based on the City's historical records of necessary improvements and replacement.

**CITY OF PATASKALA, OHIO**

NOTES TO THE BASIC FINANCIAL STATEMENTS  
FOR THE YEAR ENDED DECEMBER 31, 2020

**NOTE 2 - SUMMARY OF SIGNIFICANT ACCOUNTING POLICIES - (Continued)**

Depreciation is computed using the straight-line method over the following useful lives:

<u>Description</u>	<u>Governmental Activities Estimated Lives</u>	<u>Business-Type Activities Estimated Lives</u>	<u>Capitalization Thresholds</u>
Land improvements	10 - 45 years	10 - 45 years	\$25,000
Buildings and improvements	5 - 50 years	5 - 50 years	\$10,000 - \$50,000
Equipment	5 - 20 years	5 - 20 years	\$5,000 - \$10,000
Vehicles	5 - 15 years	5 - 15 years	\$25,000
Infrastructure	15 - 90 years	15 - 90 years	\$15,000 - \$25,000

**J. Compensated Absences**

Compensated absences of the City consist of vacation leave and sick leave to the extent that payments to the employee for these absences are attributable to services already rendered and are not contingent on a specific event that is outside the control of the City and the employee.

In accordance with the provisions of GASB Statement No. 16, "Accounting for Compensated Absences", a liability for vacation leave is accrued if: (a) employees' rights to payment are attributable to services already rendered; and (b) it is probable that the employer will compensate the employees for the benefits through paid time off or other means, such as cash payment at termination or retirement. A liability for sick leave is based on the sick leave accumulated at the balance sheet date by those employees who are currently eligible to receive termination (severance) payments, as well as those employees expected to become eligible in the future. For purposes of establishing a liability for severance on employees expected to become eligible to retire in the future, all employees age fifty or greater with at least ten years of service or any employee with at least twenty years of service were considered expected to become eligible to retire in accordance with GASB Statement No. 16. Sick leave benefits were accrued using the "vesting" method.

The total liability for vacation, compensatory time, and sick leave payments has been calculated using pay rates in effect at the balance sheet date, and reduced to the maximum payment allowed by labor contract and/or statute, plus applicable additional salary related payments. City employees are granted vacation and sick leave in varying amounts based upon tenure and specific labor agreements. In the event of termination, an employee is reimbursed for accumulated vacation and sick leave at various rates.

The entire compensated absence liability is reported on the government-wide financial statements.

On governmental fund financial statements, compensated absences are recognized as liabilities and expenditures to the extent payments come due each period upon the occurrence of employee resignations and retirements. These amounts are recorded in the account "Compensated absences payable" in the fund from which the employees who have accumulated leave are paid. The noncurrent portion of the liability is not reported. For proprietary funds, the entire amount of compensated absences is reported as a fund liability. At December 31, 2020, there were no amounts reported on the governmental fund financial statements.

**K. Prepaid Items**

Payments made to vendors for services that will benefit periods beyond December 31, 2020, are recorded as prepaid items using the consumption method by recording a current asset for the prepaid amount at the time of the purchase and the expenditure/expense in the year in which services are consumed.

**CITY OF PATASKALA, OHIO**

NOTES TO THE BASIC FINANCIAL STATEMENTS  
FOR THE YEAR ENDED DECEMBER 31, 2020

**NOTE 2 - SUMMARY OF SIGNIFICANT ACCOUNTING POLICIES - (Continued)**

At year end, because prepayments are not available to finance future governmental fund expenditures, a nonspendable fund balance is recorded by an amount equal to the carrying value of the asset on the fund financial statements.

**L. Accrued Liabilities and Long-Term Obligations**

All payables, accrued liabilities and long-term obligations are reported in the government-wide financial statements, and all payables, accrued liabilities and long-term obligations payable from proprietary funds are reported on the proprietary fund financial statements.

In general, governmental fund payables and accrued liabilities that, once incurred, are paid in a timely manner in full from current financial resources, are reported as obligations of the funds. However, compensated absences and claims and judgements that will be paid from governmental funds are reported as a liability in the fund financial statements only to the extent that they are due for payment during the current year. Loans and notes are recognized as a liability on the governmental fund financial statements when due. Net pension/OPEB liability should be recognized in the governmental funds to the extent that benefit payments are due and payable and the pension/OPEB plan's fiduciary net position is not sufficient for payment of those benefits.

**M. Interfund Balances**

On the fund financial statements, receivables and payables resulting from short-term interfund loans are classified as "interfund loans receivable" and "interfund loans payable". These amounts are eliminated in the governmental activities column of the statement of net position, with the exception of the net residual amounts due between governmental and business-type activities which are presented as internal balances. At December 31, 2020, there were no interfund loans receivable/payable.

**N. Interfund Activity**

Transfers between governmental and business-type activities on the government-wide statements are reported in the same manner as general revenues. Transfers between governmental funds are eliminated for reporting of governmental activities on the government-wide financial statements.

Exchange transactions between funds are reported as revenues in the seller funds and as expenditures or expenses in the purchaser funds. Flows of cash or goods from one fund to another without a requirement for repayment are reported as interfund transfers. Interfund transfers are reported as other financing sources and uses in governmental funds, and after non-operating revenues and expenses in proprietary funds. Repayments from funds responsible for particular expenditures or expenses to the funds that initially paid for them are not presented on the BFS. Interfund services provided and used are not eliminated on the government-wide financial statements.

**O. Fund Balance**

Fund balance is divided into five classifications based primarily on the extent to which the City is bound to observe constraints imposed upon the use of the resources in the governmental funds. The classifications are as follows:

*Nonspendable* - The nonspendable fund balance classification includes amounts that cannot be spent because they are not in spendable form or legally required to be maintained intact. The "not in spendable form" criterion includes items that are not expected to be converted to cash.

## CITY OF PATASKALA, OHIO

### NOTES TO THE BASIC FINANCIAL STATEMENTS FOR THE YEAR ENDED DECEMBER 31, 2020

#### NOTE 2 - SUMMARY OF SIGNIFICANT ACCOUNTING POLICIES - (Continued)

Restricted - Fund balance is reported as restricted when constraints are placed on the use of resources that are either externally imposed by creditors (such as through debt covenants), grantors, contributors, laws or regulations of other governments, or imposed by law through constitutional provisions or enabling legislation.

Committed - The committed fund balance classification includes amounts that can be used only for the specific purposes imposed by a formal action (ordinance) of City Council (the highest level of decision making authority). Those committed amounts cannot be used for any other purpose unless City Council removes or changes the specified use by taking the same type of action (ordinance) it employed to previously commit those amounts.

Committed fund balance also incorporates contractual obligations to the extent that existing resources in the fund have been specifically committed for use in satisfying those contractual requirements.

Assigned - Amounts in the assigned fund balance classification are intended to be used by the City for specific purposes, but do not meet the criteria to be classified as restricted nor committed. In governmental funds other than the general fund, assigned fund balance represents the remaining amount that is not restricted or committed. In the general fund, assigned amounts represent intended uses established by policies (resolution) of City Council, which includes giving the Finance Director the authority to constrain monies for intended purposes.

Unassigned - Unassigned fund balance is the residual classification for the general fund and includes all spendable amounts not contained in one of the other classifications. In other governmental funds, the unassigned classification is only used to report a deficit fund balance resulting from overspending for specific purposes for which amounts had been restricted, committed, or assigned.

The City applies restricted resources first when expenditures are incurred for purposes for which restricted and unrestricted (committed, assigned, and unassigned) fund balance is available. Similarly, within unrestricted fund balance, committed amounts are reduced first followed by assigned, and then unassigned amounts when expenditures are incurred for purposes for which amounts in any of the unrestricted fund balance classifications could be used.

#### **P. Estimates**

The preparation of the BFS in conformity with GAAP requires management to make estimates and assumptions that affect the amounts reported in the BFS and accompanying notes. Actual results may differ from those estimates.

#### **Q. Net Position**

Net position represents the difference between assets plus deferred outflows of resources less liabilities plus deferred inflows of resources. Net investment in capital assets consists of capital assets, net of accumulated depreciation, reduced by the outstanding balances of any borrowing used for the acquisition, construction or improvement of those assets. Deferred outflows of resources and deferred inflows of resources that are attributable to the acquisition, construction or improvement of those assets or related debt also are included in this component of net position. Net position is reported as restricted when there are limitations imposed on their use either through the enabling legislation or through external restrictions imposed by creditors, grantors or laws or regulations of other governments. The City applies restricted resources first when an expense is incurred for purposes for which both restricted and unrestricted net position is available.



**CITY OF PATASKALA, OHIO**

**NOTES TO THE BASIC FINANCIAL STATEMENTS  
FOR THE YEAR ENDED DECEMBER 31, 2020**

**NOTE 2 - SUMMARY OF SIGNIFICANT ACCOUNTING POLICIES - (Continued)**

**R. Operating Revenues and Expenses**

Operating revenues are those revenues that are generated directly from the primary activity of the proprietary funds. For the City, these revenues are charges for services for water and sewer programs. Operating expenses are necessary costs incurred to provide the good or service that are the primary activity of the fund. All revenues and expenses not meeting this definition are reported as nonoperating.

**S. Minimum Fund Balance Policy**

The City shall strive to maintain an unencumbered fund balance in line with established ranges, typically 25-35%, and which vary depending upon the fund type. The percentages are calculated using the actual or projected fund balance, and expressing it as a percentage of the relevant full-year expense budget.

**T. Restricted Assets**

Assets are reported as restricted when limitations on their use change the nature of normal understanding of the availability of the asset. Such constraints are either externally imposed by creditors, contributors, grantors, or laws of other governments, or are imposed by law through constitutional provision or enabling legislation.

Restricted assets represent certain resources which are segregated from other resources of the City. These assets are generally held in separate accounts of the City or by a trustee. Restricted assets represent permissive tax monies held by Licking County and retainage payable related to construction.

**U. Extraordinary and Special Items**

Extraordinary items are transactions or events that are both unusual in nature and infrequent in occurrence. Special items are transactions or events that are within the control of the City Council and that are either unusual in nature or infrequent in occurrence. Neither type of transaction occurred during 2020.

**V. Unamortized Bond Premium and Discount/Unamortized Accounting Gain or Loss/Bond Issuance Costs**

Bond premiums and discounts are deferred and amortized over the term of the bonds using the straight-line method, which approximates the effective interest method. Bond premiums are presented as an addition to the face amount of the bonds and bond discounts are presented as a reduction to the face amount of the bonds.

For advance refundings resulting in the defeasance of debt, the difference between the reacquisition price and the net carrying amount of the old debt is deferred and amortized as a component of interest expense. This accounting gain or loss is amortized over the remaining life of the old debt or the life of the new debt, whichever is shorter, and is presented as a deferred outflow of resources.

On the governmental fund financial statements, bond premiums and discounts are recognized in the current period. The reconciliation between the bonds face value and the amount reported on the statement of net position is presented in Note 13.

Bond issuance costs are expensed when they occur.

CITY OF PATASKALA, OHIO

NOTES TO THE BASIC FINANCIAL STATEMENTS  
FOR THE YEAR ENDED DECEMBER 31, 2020

**NOTE 2 - SUMMARY OF SIGNIFICANT ACCOUNTING POLICIES - (Continued)**

**W. Pensions/Other Postemployment Benefits (OPEB)**

For purposes of measuring the net pension/OPEB liability, net pension asset, deferred outflows of resources and deferred inflows of resources related pensions/OPEB, and pension/OPEB expense, information about the fiduciary net position of the pension/OPEB plans and additions to/deductions from their fiduciary net position have been determined on the same basis as they are reported by the pension/OPEB plan. For this purpose, benefit payments (including refunds of employee contributions) are recognized when due and payable in accordance with the benefit terms. The pension/OPEB plans report investments at fair value.

**X. Fair Value Measurements**

The City categorizes its fair value measurements within the fair value hierarchy established by generally accepted accounting principles. The hierarchy is based on the valuation inputs used to measure the fair value of the asset. Level 1 inputs are quoted prices in active markets for identical assets; Level 2 inputs are significant other observable inputs, like quoted prices in markets that are not considered to be active, dealer quotations or alternative pricing sources for similar assets or liabilities for which significant inputs are observable; Level 3 inputs are significant unobservable inputs.

**NOTE 3 - ACCOUNTABILITY AND COMPLIANCE**

**A. Change in Accounting Principles**

For 2020, the City has applied GASB Statement No. 95, "Postponement of the Effective Dates of Certain Authoritative Guidance" to GASB Statement Nos. 87 and 89, which were originally due to be implemented in 2020. GASB Statement No. 95 provides temporary relief to governments and other stakeholders in light of the COVID-19 pandemic. This objective is accomplished by postponing the effective dates of certain provisions in Statements and Implementation Guides that first became effective or are scheduled to become effective for periods beginning after June 15, 2018, and later.

The following pronouncement is postponed by one year and the City has elected delaying implementation until the fiscal year ended December 31, 2021:

- Statement No. 89, *Accounting for Interest Cost Incurred before the End of a Construction Period*

The following pronouncements are postponed by eighteen months and the City has elected delaying implementation until the fiscal year ended December 31, 2022:

- Statement No. 87, *Leases*
- Implementation Guide No. 2019-3, *Leases*

**CITY OF PATASKALA, OHIO**

NOTES TO THE BASIC FINANCIAL STATEMENTS  
FOR THE YEAR ENDED DECEMBER 31, 2020

**NOTE 3 - ACCOUNTABILITY AND COMPLIANCE - (Continued)**

**B. Restatement of Fund Balances**

The City is reporting a prior period adjustment at December 31, 2019, to properly report income taxes receivable in the proper fund. The beginning fund balance of the debt service fund and the capital improvements fund (a nonmajor governmental fund) have been restated as follows:

	<u>General</u>	<u>Street</u>	<u>Police</u>	<u>Debt Service</u>	<u>Other Governmental</u>	<u>Total Governmental</u>
Fund balance as previously reported	\$ 1,737,109	\$ 3,317,804	\$ 2,655,738	\$ 91,854	\$ 3,591,525	\$ 11,394,030
Fund restatement:						
Income tax receivable restatement	<u>-</u>	<u>-</u>	<u>-</u>	<u>96,209</u>	<u>(96,209)</u>	<u>-</u>
Total fund restatement	<u>-</u>	<u>-</u>	<u>-</u>	<u>96,209</u>	<u>(96,209)</u>	<u>-</u>
Restated fund balance at January 1	<u>\$ 1,737,109</u>	<u>\$ 3,317,804</u>	<u>\$ 2,655,738</u>	<u>\$ 188,063</u>	<u>\$ 3,495,316</u>	<u>\$ 11,394,030</u>

The fund restatement did not have an effect on net position previously reported.

**NOTE 4 - DEPOSITS AND INVESTMENTS**

State statutes classify monies held by the City into three categories.

*Active deposits* are public deposits necessary to meet current demands on the treasury. Such monies must be maintained either as cash in the City treasury, in commercial accounts payable or withdrawable on demand, including negotiable order of withdrawal (NOW) accounts, or in money market deposit accounts.

*Inactive deposits* are public deposits that the City Council has identified as not required for use within the current five-year period of designation of depositories. Inactive deposits must either be evidenced by certificates of deposit maturing not later than the end of the current period of designation of depositories, or by savings or deposit accounts including, but not limited to, passbook accounts.

*Interim deposits* are deposits of those monies which are not needed for immediate use, but which will be needed before the end of the current period of designation of depositories. Interim deposits must be evidenced by time certificates of deposit maturing not more than one (1) year from the date of deposit or by savings or deposit accounts including passbook accounts.

Interim monies may be deposited or invested in the following securities:

1. United States Treasury Notes, Bills, Bonds, or any other obligation or security issued by the United States Treasury or any other obligation guaranteed as to principal and interest by the United States;
2. Bonds, notes, debentures, or any other obligations or securities issued by any federal government agency or instrumentality, including, but not limited to, the Federal National Mortgage Association, Federal Home Loan Bank, Federal Farm Credit Bank, Federal Home Loan Mortgage Corporation, and Government National Mortgage Association. All federal agency securities shall be direct issuances of federal government agencies or instrumentalities;
3. Written repurchase agreements in the securities listed above provided that the market value of the securities subject to the repurchase agreement must exceed the principal value of the agreement by at least two percent and be marked to market daily, and that the term of the agreement must not exceed thirty days;

**CITY OF PATASKALA, OHIO**

NOTES TO THE BASIC FINANCIAL STATEMENTS  
FOR THE YEAR ENDED DECEMBER 31, 2020

**NOTE 4 - DEPOSITS AND INVESTMENTS – (Continued)**

4. Bonds and other obligations of the State of Ohio, and with certain limitations including a requirement for maturity within ten years from the date of settlement, bonds and other obligations of political subdivisions of the State of Ohio, if training requirements have been met;
5. Time certificates of deposit or savings or deposit accounts including, but not limited to, passbook accounts;
6. No-load money market mutual funds consisting exclusively of obligations described in items (1) or (2) above and repurchase agreements secured by such obligations, provided that investments in securities described in this division are made only through eligible institutions;
7. The State Treasurer's investment pool, the State Treasury Asset Reserve of Ohio (STAR Ohio);
8. Certain bankers' acceptances (for a period not to exceed one hundred eighty days) and commercial paper notes (for a period not to exceed two hundred seventy days) in an amount not to exceed 40 percent of the interim monies available for investment at any one time if training requirements have been met;
9. Under limited circumstances, corporate debt interests rated in either of the two highest classifications by at least two nationally recognized rating agencies.
10. Time certificates of deposit (CDs) in authorized depositories, provided those funds are properly insured or collateralized as provided in Ohio Revised Code Section 135.18. The payment of the principal and interest thereon for which eligible securities are pledged must be paid and deposited with the City or qualified and approved trustee.
11. Negotiable time certificates of deposit (negotiable CDs) which have a secondary market in which to trade such securities. The underlying issuer must be covered by FDIC insurance, and the amount of the acquired security is limited to ninety seven percent (97%) of the available FDIC coverage. For example, an investment in a negotiable certificate of deposit (CD) would be limited to \$242,500 assuming FDIC coverage limit of \$250,000.

Protection of the deposits is provided by the Federal Deposit Insurance Corporation (FDIC), by eligible securities pledged by the financial institution as security for repayment, or by the financial institutions participation in the Ohio Pooled Collateral System (OPCS), a collateral pool of eligible securities deposited with a qualified trustee and pledged to the Treasurer of State to secure the repayment of all public monies deposited in the financial institution.

Investments in stripped principal or interest obligations reverse repurchase agreements and derivatives are prohibited. The issuance of taxable notes for the purpose of arbitrage, the use of leverage and short selling are also prohibited. Except as noted above, an investment must mature within five years from the date of purchase unless matched to a specific obligation or debt of the City, and must be purchased with the expectation that it will be held to maturity. Investments may only be made through specified dealers and institutions. Payment for investments may be made only upon delivery of the securities representing the investments to the Finance Director or, if the securities are not represented by a certificate, upon receipt of confirmation of transfer from the custodian.

**A. Cash with Fiscal and Escrow Agent**

At year end, the City had \$271,413 on deposit with the Licking County Treasurer for permissive tax collections. The data regarding insurance and collateralization can be obtained from the Licking County Comprehensive Annual Financial Report for the year ended December 31, 2020. This amount is not included in the City's depository balance detailed in Note 4.B.

**CITY OF PATASKALA, OHIO**

NOTES TO THE BASIC FINANCIAL STATEMENTS  
FOR THE YEAR ENDED DECEMBER 31, 2020

**NOTE 4 - DEPOSITS AND INVESTMENTS – (Continued)**

**B. Deposits with Financial Institutions**

At December 31, 2020, the carrying amount of all City deposits was \$10,944,722 and the bank balance of all City deposits was \$11,152,904. Of the bank balance, \$10,126,791 was covered by the FDIC and \$1,026,113 was covered by the Ohio Pooled Collateral System or had the potential to be exposed to custodial credit risk as described below.

Custodial credit risk is the risk that, in the event of bank failure, the City will not be able to recover deposits or collateral securities that are in the possession of an outside party. The City has no deposit policy for custodial credit risk beyond the requirements of State statute. Ohio law requires that deposits either be insured or protected by (1) eligible securities pledged to the City’s and deposited with a qualified trustee by the financial institution as security for repayment whose market value at all times shall be at least 105 percent of the deposits being secured, or (2) participation in the OPCS, a collateral pool of eligible securities deposited with a qualified trustee and pledged to the Treasurer of State to secure the repayment of all public monies deposited in the financial institution. OPCS requires the total market value of the securities pledged to be 102 percent of the deposits being secured or a rate set by the Treasurer of State. Although all statutory requirements for the deposit of money had been followed, noncompliance with Federal requirements could potentially subject the City to a successful claim by the FDIC.

**C. Investments**

Investments are reported at fair value. As of December 31, 2020, the City had the following investments:

<u>Measurement/ investment type</u>	<u>Measurement Amount</u>	<u>Investment Maturities</u>			
		<u>6 months or less</u>	<u>7 to 12 months</u>	<u>13 to 24 months</u>	<u>Greater than 24 months</u>
<i>Fair value:</i>					
Negotiable CD's	9,991,976	337,430	247,313	1,664,677	7,742,556
Governmental money market	553	553	-	-	-
<i>Amortized cost:</i>					
STAR Ohio	1,646,831	1,646,831	-	-	-
<b>Total</b>	<b>\$ 11,639,360</b>	<b>\$ 1,984,814</b>	<b>\$ 247,313</b>	<b>\$ 1,664,677</b>	<b>\$ 7,742,556</b>

The weighted average maturity of investments is 2.62 years.

The City’s investments in U.S. government money market mutual funds are valued using quoted market prices in active markets (Level 1 inputs). The City’s investments negotiable CD’s are valued using quoted prices in markets that are not considered to be active, dealer quotations or alternative pricing sources for similar assets or liabilities for which all significant inputs are observable, either directly or indirectly (Level 2 inputs).

**Interest Rate Risk** - As a means of limiting its exposure to fair value losses caused by rising interest rates, the City’s investment policy requires that operating funds be invested primarily in short-term investments maturing within five (5) years from the date of purchase and that the City’s investment portfolio be structured so that the securities mature to meet cash requirements for ongoing operations and/or long-term debt payments. The stated intent of the policy is to avoid the need to sell securities prior to maturity (e.g., ‘buy and hold’).

**CITY OF PATASKALA, OHIO**

NOTES TO THE BASIC FINANCIAL STATEMENTS  
FOR THE YEAR ENDED DECEMBER 31, 2020

**NOTE 4 - DEPOSITS AND INVESTMENTS - (Continued)**

**Custodial Credit Risk:** For an investment, custodial credit risk is the risk that, in the event of the failure of the counterparty, the City will not be able to recover the value of its investments or collateral securities that are in the possession of an outside party. The City has a policy which states that all security transactions, including collateral for repurchase agreements, entered into by the City shall be conducted on a delivery-versus-payment (DVP) basis.

That is, broker/dealers will not be paid until the securities purchased are delivered to the City or to the City's designated centralized safekeeping account. The securities will be held by centralized safekeeping at a qualified financial institution, hereafter designated "custodian". The centralized custodian will be designated by the Finance Director. The securities will be free and clear of any lien. The custodian will issue a safekeeping receipt to the City, listing the instrument, maturity date and rate. Month-end reports will also be provided to the City by the custodian, including held securities, book and market values, in addition to a written custodial agreement. The City's investments in negotiable CD's are covered by the FDIC.

**Credit Risk:** Standard's & Poor's has assigned STAR Ohio and the governmental money market an AAAm money market rating. The City's investment policy does not specifically address credit risk beyond the adherence to all relevant sections of the Ohio Revised Code.

**Concentration of Credit Risk** - The City places no limit on the amount it may invest in any one issuer.

The following is the City's allocation as of December 31, 2020:

<u>Measurement/ investment type</u>	<u>Measurement Amount</u>	<u>% to Total</u>
<i>Fair value:</i>		
Negotiable CD's	9,991,976	85.85
Governmental money market	553	-
<i>Amortized cost:</i>		
STAR Ohio	1,646,831	14.15
<b>Total</b>	<b>\$ 11,639,360</b>	<b>100.00</b>

**D. Reconciliation of Cash and Investments to the Statement of Net Position**

The following is a reconciliation of cash and investments as reported in the note above to cash and investments as reported on the statement of net position as of December 31, 2020:

<u>Cash and Investments per Note</u>	
Carrying amount of deposits	\$ 10,944,722
Investments	11,639,360
Cash with fiscal and escrow agent	271,413
<b>Total</b>	<b>\$ 22,855,495</b>
<u>Cash and Investments per Statement of Net Position</u>	
Governmental activities	\$ 13,603,238
Business type activities	9,234,096
Custodial funds	18,161
<b>Total</b>	<b>\$ 22,855,495</b>

**CITY OF PATASKALA, OHIO**

NOTES TO THE BASIC FINANCIAL STATEMENTS  
FOR THE YEAR ENDED DECEMBER 31, 2020

**NOTE 5 - INTERFUND TRANSACTIONS**

Interfund transfers for the year ended December 31, 2020, consisted of the following:

<u>Transfer to</u>	<u>Transfer from</u>			<u>Total</u>
	<u>Street</u>	<u>Police</u>	<u>Nonmajor Governmental Funds</u>	
Debt service	\$ 45,000	\$ 52,500	\$ 258,515	\$ 356,015
<b>Total</b>	<b><u>\$ 45,000</u></b>	<b><u>\$ 52,500</u></b>	<b><u>\$ 258,515</u></b>	<b><u>\$ 356,015</u></b>

Transfers are used to move revenues from the fund that statute or budget requires to collect them to the fund that statute or budget requires to expend them; to move unrestricted revenues collected in the general fund to finance various programs accounted for in other funds in accordance with budgetary authorizations; to provide additional resources for current operations or debt service; reclassification of prior year distributed monies, to segregate money for anticipated capital projects; and to return money to the fund from which it was originally provided once a project is completed. The transfers out of the street fund, police fund and the nonmajor governmental funds to the debt service fund were for debt service payments.

Transfers were made in accordance with Ohio Revised Code Sections 5705.14, 5705.15 and 5705.16.

Transfers between governmental funds are eliminated on the government-wide financial statements.

**NOTE 6 - PROPERTY TAXES**

Property taxes include amounts levied against all real and public utility property located in the City. Taxes collected from real property taxes (other than public utility) in one calendar year are levied in the preceding calendar year on the assessed value as of January 1 of that preceding year, the lien date. Assessed values are established by the County Auditor at thirty-five percent (35%) of appraised market value. All property is required to be revalued every six (6) years. Real property taxes are payable annually or semi-annually. If paid annually, payment is due December 31; if paid semi-annually, the first payment is due December 31, with the remainder payable by June 20. Under certain circumstances, State statute permits later payment dates to be established.

Public utility real and tangible personal property taxes collected in one calendar year are levied in the preceding calendar year on assessed values determined as of December 31 of the second year preceding the tax collection year, the lien date. Public utility tangible personal property is assessed at varying percentages of true value; public utility real property is assessed at 35 percent of true value. 2020 public utility property taxes became a lien December 31, 2019, are levied after October 1, 2020, and are collected in 2021 with real property taxes. Public utility property taxes are payable on the same dates as real property taxes described previously.

The Licking County Treasurer collects property taxes on behalf of all taxing districts in the County, including the City of Pataskala. The Licking County Auditor periodically remits to the City its portion of the taxes collected. Property taxes receivable represents real property taxes, public utility taxes and outstanding delinquencies which are measurable as of December 31, 2020 and for which there is an enforceable legal claim.

In the governmental funds, the current portion receivable has been offset by a deferred inflow of resources since the current taxes were not levied to finance 2020 operations and the collection of delinquent taxes has been offset by a deferred inflow of resources since the collection of the taxes during the available period is not subject to reasonable estimation. On a full accrual basis, collectible delinquent property taxes have been recorded as a receivable and revenue while on a modified accrual basis the revenue is deferred.

The full tax rate for all City operations for the year ended December 31, 2020 was \$2.90 per \$1,000 of assessed value.

**CITY OF PATASKALA, OHIO**

NOTES TO THE BASIC FINANCIAL STATEMENTS  
FOR THE YEAR ENDED DECEMBER 31, 2020

**NOTE 6 - PROPERTY TAXES - (Continued)**

The assessed values of real and tangible personal property upon which 2020 property tax receipts were based are as follows:

Real Property	\$ 473,407,668
Public Utility	<u>38,251,080</u>
<b>Total Assessed Value</b>	<b><u>\$ 511,658,748</u></b>

**NOTE 7 - INCOME TAXES**

The City levies a voted income tax of one percent (1.0%) on all income earned within the City (including business net profits), as well as on earned income of Pataskala residents earned outside the City. The City has a mandatory filing requirement for all residents and businesses operating in the City.

Employers within the City are required to withhold the tax on employee earnings, and to remit the tax to the City at least quarterly. Corporations and other individual taxpayers are also required to pay their estimated tax at least quarterly, and file a final return annually.

Income tax revenue is credited to four funds. During 2020, of the tax levied, the Street fund received 29.96%, the Police fund received 53.87%, the Debt Service fund received 14.42% and the Capital Improvements fund (a nonmajor governmental fund) received 1.75%. The revenues allocated to the funds shall be used for operations specific to those departments. Income tax collections allocated to the street, police, debt service and capital improvement funds totaled \$1,834,983; \$3,270,735; \$863,156; and \$104,249, respectively, for the year ended December 31, 2020.

The Pataskala Corporate Park Joint Economic Development District fund (a nonmajor governmental fund) receives income taxes from collections within the Pataskala Corporate Park which are restricted for improvements within the park. This fund did not receive any amounts in 2020.

RITA administers and collects income taxes for the City. Payments are remitted semi-monthly, net of estimated collection fees of three percent (3.0%). In June the year following collection, RITA calculates the actual cost of collection and either: (1) rebates the overpayment amount; or (2) charges the entity for underpayment. In 2020, the City was notified that its 2019 cost of collection was 2.19%, and the rebate amount was \$44,478. The JEDD income taxes are administered and collected by the City of Newark.

**NOTE 8 - RECEIVABLES**

Receivables at December 31, 2020, consisted of income taxes, property taxes, accounts (billings for user charged services), special assessments, accrued interest, payments in lieu of taxes, and intergovernmental receivables arising from grants, entitlements and shared revenue. All intergovernmental receivables have been classified as "due from other governments" on the BFS. Receivables have been recorded to the extent that they are measurable at December 31, 2020.



**CITY OF PATASKALA, OHIO**

NOTES TO THE BASIC FINANCIAL STATEMENTS  
FOR THE YEAR ENDED DECEMBER 31, 2020

**NOTE 8 - RECEIVABLES - (Continued)**

A summary of the principal items of receivables reported on the statement of net position follows:

Income taxes	\$ 3,036,216
Real and other taxes	1,032,993
Accounts	124,290
Special assessments	3,051
Accrued interest	12,501
Payments in lieu of taxes	248,896
Due from other governments	734,378
<b><u>Business-type activities:</u></b>	
Accounts	744,006
Special assessments	253,171
Accrued interest	10,138

Receivables have been disaggregated on the face of the BFS. All receivables are expected to be collected within the subsequent year.

**NOTE 9 - TAX INCREMENT FINANCING (TIF) DISTRICT**

The City, pursuant to the Ohio Revised Code and City ordinances, has established a Tax Increment Financing District, or TIF. A TIF represents a designated geographic area wherein property values created after the commencement date of the TIF are exempt, in whole or in part, from property taxes. Owners of such property, however, must pay amounts equal to the property taxes, known as “payments in lieu of taxes” (PILOT), as though the TIF had not been established. These “PILOT” payments are then dedicated to the payments for various public improvements within or adjacent to the TIF area. Property values existing before the commencement date of a TIF continue to be subjected to property taxes.

On December 18, 2006, City Council authorized the creation of the State Route 310 Project Municipal Public Improvement Tax District, also known as the Pataskala Town Center, pursuant to the Ohio Revised Code declaring that the increase in assessed value and providing for the exemption of 75% of the improvements from real property taxation constructed on new parcels and ending on the earlier of 10 years after such date such parcels appeared on the real estate tax lists or the date on which the City can no longer require service payments in lieu of taxes on any improvements within the TIF district.

The City established the State Route 310 TIF fund which shall be maintained in the custody of the City. This fund shall receive PILOT revenues and property rollback payments and any money recorded in this fund may only be used for public infrastructure improvements associated with State Route 310 North and South TIF service areas as defined by Ordinance.

PILOT revenue for 2020 was \$246,744 in the statement of activities. The TIF has longevity of the shorter period of 10 years or until there is no money available to be spent for the TIF areas. Any unspent funds remaining after the 10 year period shall be returned to the City’s general fund in accordance with Ohio Revised Code Section 5709.43. The property tax exemption then ceases; PILOTs cease and property taxes then apply to the increased property values.

**CITY OF PATASKALA, OHIO**

NOTES TO THE BASIC FINANCIAL STATEMENTS  
FOR THE YEAR ENDED DECEMBER 31, 2020

**NOTE 10 - CAPITAL ASSETS**

A. Governmental activities capital asset activity for the year ended December 31, 2020, was as follows.

<b><u>Governmental activities:</u></b>	<b><u>Balance</u></b>		<b><u>Additions</u></b>	<b><u>Disposals</u></b>	<b><u>Balance</u></b>
	<b><u>12/31/19</u></b>				<b><u>12/31/20</u></b>
<i>Capital assets, not being depreciated:</i>					
Land	\$ 1,315,414	\$ -	\$ -	\$ -	\$ 1,315,414
Land improvements	17,077	-	-	-	17,077
Construction in progress	<u>4,796,080</u>	<u>1,793,599</u>	<u>(3,018,329)</u>		<u>3,571,350</u>
<b>Total capital assets, not being depreciated</b>	<b><u>6,128,571</u></b>	<b><u>1,793,599</u></b>	<b><u>(3,018,329)</u></b>		<b><u>4,903,841</u></b>
<i>Capital assets, being depreciated:</i>					
Land improvements	532,885	-	-	-	532,885
Buildings and improvements	7,860,986	227,515	-	-	8,088,501
Equipment	1,080,416	28,825	(11,500)		1,097,741
Vehicles	3,344,411	388,882	-		3,733,293
Infrastructure	<u>34,063,390</u>	<u>4,440,798</u>	<u>-</u>		<u>38,504,188</u>
<b>Total capital assets, being depreciated</b>	<b><u>46,882,088</u></b>	<b><u>5,086,020</u></b>	<b><u>(11,500)</u></b>		<b><u>51,956,608</u></b>
<i>Less: accumulated depreciation:</i>					
Land improvements	(187,541)	(20,136)	-		(207,677)
Buildings and improvements	(1,050,453)	(193,830)	-		(1,244,283)
Equipment	(575,227)	(63,193)	-		(638,420)
Vehicles	(2,341,119)	(225,043)	-		(2,566,162)
Infrastructure	<u>(9,896,471)</u>	<u>(1,714,839)</u>	<u>-</u>		<u>(11,611,310)</u>
<b>Total accumulated depreciation</b>	<b><u>(14,050,811)</u></b>	<b><u>(2,217,041)</u></b>	<b><u>-</u></b>		<b><u>(16,267,852)</u></b>
<b>Total capital assets, being depreciated, net</b>	<b><u>32,831,277</u></b>	<b><u>2,868,979</u></b>	<b><u>(11,500)</u></b>		<b><u>35,688,756</u></b>
<b>Governmental activities capital assets, net</b>	<b><u>\$ 38,959,848</u></b>	<b><u>\$ 4,662,578</u></b>	<b><u>\$ (3,029,829)</u></b>		<b><u>\$ 40,592,597</u></b>

Depreciation expense was charged to functions/programs of the City as follows:

<b><u>Governmental activities:</u></b>	
General government	\$ 289,432
Security of persons and property	246,727
Transportation	1,668,800
Leisure time activity	<u>12,082</u>
<b>Total Depreciation Expense - Governmental Activities</b>	<b><u>\$ 2,217,041</u></b>

**CITY OF PATASKALA, OHIO**

NOTES TO THE BASIC FINANCIAL STATEMENTS  
FOR THE YEAR ENDED DECEMBER 31, 2020

**NOTE 10 - CAPITAL ASSETS - (Continued)**

B. Business-type activities capital asset activity for the year ended December 31, 2020, was as follows.

<b><u>Business-type activities:</u></b>	<b><u>Balance</u></b>	<b><u>Additions</u></b>	<b><u>Disposals</u></b>	<b><u>Balance</u></b>
	<b><u>12/31/19</u></b>			<b><u>12/31/20</u></b>
<i>Capital Assets, Not Being Depreciated:</i>				
Land	\$ 654,893	\$ -	\$ -	\$ 654,893
Construction in progress	-	590,224	-	590,224
<b>Total Capital Assets, Not Being Depreciated</b>	<b><u>654,893</u></b>	<b><u>590,224</u></b>	<b><u>-</u></b>	<b><u>1,245,117</u></b>
<i>Capital Assets, Being Depreciated:</i>				
Land improvements	11,647,993	-	-	11,647,993
Buildings and improvements	2,791,902	-	-	2,791,902
Equipment	192,286	-	-	192,286
Vehicles	304,565	29,098	-	333,663
Infrastructure	11,319,358	403,730	-	11,723,088
<b>Total Capital Assets, Being Depreciated</b>	<b><u>26,256,104</u></b>	<b><u>432,828</u></b>	<b><u>-</u></b>	<b><u>26,688,932</u></b>
<i>Less: Accumulated Depreciation:</i>				
Land improvements	(4,029,689)	(287,094)	-	(4,316,783)
Buildings and improvements	(2,059,248)	(65,543)	-	(2,124,791)
Equipment	(105,075)	(12,431)	-	(117,506)
Vehicles	(233,136)	(17,268)	-	(250,404)
Infrastructure	(5,665,997)	(278,258)	-	(5,944,255)
<b>Total Accumulated Depreciation</b>	<b><u>(12,093,145)</u></b>	<b><u>(660,594)</u></b>	<b><u>-</u></b>	<b><u>(12,753,739)</u></b>
<b>Total Capital Assets, Being Depreciated, Net</b>	<b><u>14,162,959</u></b>	<b><u>(227,766)</u></b>	<b><u>-</u></b>	<b><u>13,935,193</u></b>
<b>Business-Type Activities Capital Assets, Net</b>	<b><u>\$ 14,817,852</u></b>	<b><u>\$ 362,458</u></b>	<b><u>\$ -</u></b>	<b><u>\$ 15,180,310</u></b>

Depreciation expense was charged to fund's (business-type activities) of the City as follows:

<b><u>Business-type activities:</u></b>	
Water	\$ 297,353
Sewer	363,241
<b>Total Depreciation Expense - Business Type Activities</b>	<b><u>\$ 660,594</u></b>

**CITY OF PATASKALA, OHIO**

NOTES TO THE BASIC FINANCIAL STATEMENTS  
FOR THE YEAR ENDED DECEMBER 31, 2020

**NOTE 11 - OTHER EMPLOYEE BENEFITS**

**Compensated Absences**

Employees earn vacation at different rates which are also affected by length of service. Vacation is accrued each pay and may be carried over within established limits. The maximum number of hours which may be accrued is based on years of service. Vacation and sick leave accumulated by governmental fund type employees has been recorded in the statement of net position to the extent they were not paid using current expendable available resources. Vacation and sick leave earned by proprietary funds type employees is expensed when earned and has been recorded in the fund.

Employees are permitted to earn compensatory-time in lieu of being paid overtime, and may accrue a maximum of hours and may be carried forward to the next year.

As of December 31, 2020, the liability for compensated absences in governmental activities and business-type activities was \$137,481 and \$43,570, respectively. The total liability for the City's compensated absences reported on the statement of net position was \$181,051 with \$146,273 being due within one year.

**NOTE 12 - CAPITAL LEASES - LESSEE DISCLOSURE**

In the current year, the City entered into capital lease agreements for a skid steer and dump truck. In previous years, the City entered into capital lease agreements for the acquisition of a mini track hoe, heavy equipment, a roadside mower and electronic sign boards, dump trucks, a service truck and copiers. These leases meet the criteria of a capital lease which defines a capital lease generally as one which transfers benefits and risks of ownership to the lessee at the conclusion of the lease term. Capital lease payments have been reclassified and are reflected as debt service expenditures in the basic financial statements. These expenditures are reflected as program/function expenditures on a budgetary basis.

Vehicles and equipment in the amount of \$722,088 have been capitalized, which is equal to the present value of the future minimum lease payment at the time of acquisition. A corresponding liability was recorded. Accumulated depreciation on the vehicles totaled \$143,895, leaving a current book value of \$578,193.

Copiers in the amount of \$23,061 have not been capitalized since the assets do not meet the City's capitalization threshold. A liability for the copiers of \$4,965 at December 31, 2020 has been recorded in the government-wide financial statements.

Principal and interest payments in 2020 totaled \$8,828 and \$513, respectively, are reported as debt service payments of the general fund. Principal and interest payments of \$141,055 and \$8,714, respectively, are reported as debt service payments in the street fund. Principal and interest payments of \$2,641 and \$283 respectively, are reported as debt service payments in the police fund.

The following is a schedule of the future minimum lease payments required under the capital leases and the present value of the future minimum lease payments as of December 31, 2020:

<u>Fiscal Year Ending</u> <u>December 31,</u>	<u>Amount</u>
2021	\$ 102,437
2022	97,499
2023	61,526
2024	<u>38,482</u>
<b>Total minimum lease payment</b>	<b>299,944</b>
Less: amount representing interest	<u>(22,109)</u>
<b>Present value of minimum lease payments</b>	<b><u>\$ 277,835</u></b>

**CITY OF PATASKALA, OHIO**

NOTES TO THE BASIC FINANCIAL STATEMENTS  
FOR THE YEAR ENDED DECEMBER 31, 2020

**NOTE 13 - LONG-TERM OBLIGATIONS**

A. During 2020, the following activity occurred in the City's governmental long-term obligations.

	<u>Balance</u> <u>12/31/19</u>	<u>Additions</u>	<u>Reductions</u>	<u>Balance</u> <u>12/31/20</u>	<u>Amounts</u> <u>Due in</u> <u>One Year</u>
<b>Governmental activities:</b>					
<u>General Obligation Bonds</u>					
Series 2014 general obligation bonds	\$ 5,255,000	\$ -	\$ (290,000)	\$ 4,965,000	\$ 300,000
Series 2018 police facility bonds	4,350,000	-	(255,000)	4,095,000	260,000
<b>Total General Obligation Bonds</b>	<b><u>9,605,000</u></b>	<b><u>-</u></b>	<b><u>(545,000)</u></b>	<b><u>9,060,000</u></b>	<b><u>560,000</u></b>
<u>Direct Borrowings</u>					
Miscellaneous loans payable	384,285	-	(122,500)	261,785	122,500
SIB loan	69,609	-	(34,287)	35,322	35,322
OPWC loans	202,164	-	(14,968)	187,196	14,968
<b>Total Direct Borrowings</b>	<b><u>656,058</u></b>	<b><u>-</u></b>	<b><u>(171,755)</u></b>	<b><u>484,303</u></b>	<b><u>172,790</u></b>
<u>Other Obligations</u>					
Capital leases	250,359	180,000	(152,524)	277,835	92,007
Net pension liability	6,085,818	-	(1,301,496)	4,784,322	-
Net OPEB liability	1,476,746	63,411	-	1,540,157	-
Compensated absences	130,624	260,805	(253,948)	137,481	110,811
<b>Total Other Obligations</b>	<b><u>7,943,547</u></b>	<b><u>504,216</u></b>	<b><u>(1,707,968)</u></b>	<b><u>6,739,795</u></b>	<b><u>202,818</u></b>
<b>Total Governmental Activities</b>					
<b>Long-Term Obligations</b>	<b><u>\$ 18,204,605</u></b>	<b><u>\$ 504,216</u></b>	<b><u>\$ (2,424,723)</u></b>	16,284,098	<b><u>\$ 935,608</u></b>
Add: unamortized premium on bond issuance				171,934	
<b>Total Reported on Statement of Net Position</b>				<b><u>\$ 16,456,032</u></b>	

Series 2014 General Obligation Bonds: On October 30, 2014, the City issued \$6,630,000 in Series 2014 general obligation bonds to refund the bond anticipation notes - Series 2013B and bond anticipation notes - Series 2014, as well as to provide \$1,955,000 in proceeds for street projects. This bond issue was part of an overall bond issue of \$9,390,000 with \$2,760,000 being reported in the business-type activities (see Note 13.B). The bonds carry interest rates ranging from 2.00-4.00% and have a final maturity date of December 1, 2034. Principal and interest payments are made from the Debt Service fund.

Series 2018 Police Facilities Bonds: On February 20, 2018, the City issued \$4,600,000 in general obligation bonds to construct a new police station. The issue is comprised of current interest bonds, par value \$4,600,000. The interest rates on the current interest bonds is 2.74%. Interest payments on the current interest bonds are due on June 1 and December 1 of each year. The final maturity stated in the issue is December 1, 2033. Principal and interest payments are made from the Debt Service fund.

Miscellaneous Loans: During 2014, the City entered into a loan agreement with the State of Ohio Development Service Agency for a Local Government Innovation Fund (LGIF) Loan in the amount of \$174,285 for a Multi-Agency Radio Communications System (MARCS) that will be shared with the West Licking Joint Fire District. The loan is a 0% loan and has a final maturity date of April 30, 2023. Principal and interest payments are made from the Debt Service fund.

On June 9, 2015, the City entered into a loan with Park National Bank in the amount of \$1,400,000 for the State Route 310/Main St. improvements. Of this amount, \$700,000 was related to governmental activities. The loan carries an interest rate of 3.35% and has a final maturity date of June 1, 2022. Principal and interest payments are made from the Debt Service fund.

These loans are considered direct borrowings. Direct borrowings have terms negotiated directly between the City and the lender and are not offered for public sale.

**CITY OF PATASKALA, OHIO**

NOTES TO THE BASIC FINANCIAL STATEMENTS  
FOR THE YEAR ENDED DECEMBER 31, 2020

**NOTE 13 - LONG-TERM OBLIGATIONS - (Continued)**

State Infrastructure Bank Loan: On September 30, 2010, the City entered into an agreement with the Ohio Department of Transportation for a State Infrastructure Bank (“SIB”) direct loan transaction for the Summit Road South Project in the amount of \$317,000. This loan is considered a direct borrowing. Direct borrowings have terms negotiated directly between the City and the lender and are not offered for public sale. Revenues from the permissive license tax fund will be used to repay the loan. The loan agreement functions similar to a line-of-credit agreement. The loan carries an interest rate of 3.00% and has a final maturity date of July 18, 2021.

At December 31, 2020, the City has a \$35,322 balance outstanding on the loan. Principal and interest payments are made from the Debt Service fund.

OPWC Loans: The Ohio Public Works Commission (OPWC) loans are general obligations of the City, and principal and interest will be repaid from the Debt Service fund. These loans are considered direct borrowings. Direct borrowings have terms negotiated directly between the City and the lender and are not offered for public sale. The OPWC loans are interest free, providing repayment remains current. At December 31, 2020, the City had OPWC loans outstanding for Refugee Road, Mink Street and Columbia Road Culvert.

In the event of default, the OPWC may (1) charge an 8% default interest rate from the date of the default to the date of the payment and charge the City for all costs incurred by the OPWC in curing the default, (2) in accordance with Ohio Revised Code 164.05, direct the county treasurer of the county in which the City is located to pay the amount of the default from funds that would otherwise be appropriated to the City from such county’s undivided local government fund pursuant to ORC 5747.51-5747.53, or (3) at its discretion, declare the entire principal amount of loan then remaining unpaid, together with all accrued interest and other charges, become immediately due and payable.

Capital Lease Obligation: Capital lease obligations will be paid from the general fund, Street fund and Police fund. See Note 12 for details.

Net pension liability and net OPEB liability: See Notes 15 and 16 for more details. The City pays obligations related to employee compensation from the fund benefitting from their service which for the City, is primarily the general, Street and Police funds.

Compensated Absences: Compensated absences will be paid from the fund from which the employees’ salaries are paid. For the City’s governmental activities, this is the general, Street and Police funds.

A summary of the City’s future debt service requirements for governmental activities long-term obligations outstanding as of December 31, 2020 are as follows:

<b>Year Ending December 31,</b>	<b>Series 2014 GO Bonds</b>		
	<b>Principal</b>	<b>Interest</b>	<b>Total</b>
2021	\$ 300,000	\$ 154,225	\$ 454,225
2022	305,000	148,224	453,224
2023	310,000	142,125	452,125
2024	320,000	135,924	455,924
2025	320,000	129,127	449,127
2026 - 2030	1,755,000	504,326	2,259,326
2031 - 2034	1,655,000	166,850	1,821,850
<b>Total</b>	<b>\$ 4,965,000</b>	<b>\$ 1,380,801</b>	<b>\$ 6,345,801</b>

**CITY OF PATASKALA, OHIO**

NOTES TO THE BASIC FINANCIAL STATEMENTS  
FOR THE YEAR ENDED DECEMBER 31, 2020

**NOTE 13 - LONG-TERM OBLIGATIONS - (Continued)**

<b>Year Ending December 31,</b>	<b>Series 2018 Police Facility Construction Bonds</b>		
	<b>Principal</b>	<b>Interest</b>	<b>Total</b>
2021	\$ 260,000	\$ 108,641	\$ 368,641
2022	270,000	101,380	371,380
2023	280,000	93,845	373,845
2024	285,000	86,105	371,105
2025	295,000	78,159	373,159
2026 - 2030	1,615,000	262,286	1,877,286
2031 - 2033	1,090,000	45,483	1,135,483
<b>Total</b>	<b>\$ 4,095,000</b>	<b>\$ 775,899</b>	<b>\$ 4,870,899</b>

<b>Year Ending December 31,</b>	<b>Miscellaneous Loans - Direct Borrowing</b>		
	<b>Principal</b>	<b>Interest</b>	<b>Total</b>
2021	\$ 122,500	\$ 5,090	\$ 127,590
2022	122,500	1,694	124,194
2023	16,785	-	16,785
<b>Total</b>	<b>\$ 261,785</b>	<b>\$ 6,784</b>	<b>\$ 268,569</b>

<b>Year Ending December 31,</b>	<b>SIB Loan - Direct Borrowing</b>		
	<b>Principal</b>	<b>Interest</b>	<b>Total</b>
2021	35,322	797	36,119
<b>Total</b>	<b>\$ 35,322</b>	<b>\$ 797</b>	<b>\$ 36,119</b>

<b>Year Ending December 31,</b>	<b>OPWC Loans - Direct Borrowing</b>		
	<b>Principal</b>	<b>Interest</b>	<b>Total</b>
2021	\$ 14,968	\$ -	\$ 14,968
2022	14,969	-	14,969
2023	14,967	-	14,967
2024	14,968	-	14,968
2025	14,967	-	14,967
2026 - 2030	57,167	-	57,167
2031 - 2035	30,660	-	30,660
2036 - 2040	24,530	-	24,530
<b>Total</b>	<b>\$ 187,196</b>	<b>\$ -</b>	<b>\$ 187,196</b>

**CITY OF PATASKALA, OHIO**

NOTES TO THE BASIC FINANCIAL STATEMENTS  
FOR THE YEAR ENDED DECEMBER 31, 2020

**NOTE 13 - LONG-TERM OBLIGATIONS - (Continued)**

B. During 2020, the following activity occurred in the City's business-type long-term obligations.

<b>Business-type activities:</b>	<b>Interest Rate</b>	<b>Balance 12/31/19</b>	<b>Additions</b>	<b>Reductions</b>	<b>Balance 12/31/20</b>	<b>Amounts Due in One Year</b>
<u>General Obligation Bonds</u>						
Series 2014 Sewer bonds	2.00-4.00%	\$ 1,040,000	\$ -	\$ (60,000)	\$ 980,000	\$ 60,000
Series 2014 Water bonds	2.00-4.00%	1,145,000	-	(65,000)	1,080,000	65,000
Series 2015 Water refunding bonds	2.00-4.00%	4,945,000	-	(215,000)	4,730,000	220,000
<b>Total General Obligation Bonds</b>		<b>7,130,000</b>	<b>-</b>	<b>(340,000)</b>	<b>6,790,000</b>	<b>345,000</b>
<u>OWDA Loans - Direct Borrowing</u>						
Sewer planning loan #5374	3.25%	30,417	-	(3,741)	26,676	2,597
Sewer design loan #5917	3.17%	270,572	-	(17,809)	252,763	12,348
Sewer system loan #5735	2.66%	2,764,112	-	(299,520)	2,464,592	206,379
Sewer system loan #8421	0.00%	83,873	38,820	(122,693)	-	-
Sewer system loan #8927	0.00%	-	679,606	-	679,606	-
<b>Total OWDA loans - Direct Borrowing</b>		<b>3,148,974</b>	<b>718,426</b>	<b>(443,763)</b>	<b>3,423,637</b>	<b>221,324</b>
<u>Other Obligations</u>						
Miscellaneous loans payable - direct borrowing	3.35%	300,000	-	(100,000)	200,000	100,000
Net pension liability		1,150,497	-	(285,955)	864,542	-
Net OPEB liability		578,480	41,118	-	619,598	-
Compensated absences		22,412	83,917	(62,759)	43,570	35,462
<b>Total Other Obligations</b>		<b>2,051,389</b>	<b>125,035</b>	<b>(448,714)</b>	<b>1,727,710</b>	<b>135,462</b>
<b>Total Business-Type Activities Long-Term Obligations</b>		<b>\$ 12,330,363</b>	<b>\$ 843,461</b>	<b>\$ (1,232,477)</b>	<b>11,941,347</b>	<b>\$ 701,786</b>
Add: Unamortized premium on bond issue					365,391	
<b>Total Reported on the Statement of Net Position</b>					<b>\$ 12,306,738</b>	

General Obligation Bonds: The sewer bonds are general obligation bonds, which are supported by the full faith and credit of the City.



## CITY OF PATASKALA, OHIO

### NOTES TO THE BASIC FINANCIAL STATEMENTS FOR THE YEAR ENDED DECEMBER 31, 2020

#### NOTE 13 - LONG-TERM OBLIGATIONS - (Continued)

On October 30, 2014, the City issued \$1,310,000 in Series 2014 general obligation bonds for the Sewer fund and \$1,450,000 for the Water fund to refund the bond anticipation notes - Series 2013B and bond anticipation notes - Series 2014. This bond issue was part of an overall bond issue of \$9,390,000 with \$6,630,000 being reported in the governmental activities (See Note 13.A). The bonds carry interest rates ranging from 2.00-4.00% and have a final maturity date of December 1, 2034.

On December 29, 2015, the City issued \$5,460,000 in Series 2015 Water Refunding Bonds to advance refund \$5,330,000 of the Series 2007 Water System Improvement General Obligation Bonds. The refunded debt is considered defeased (in-substance) and accordingly, has been removed from the statement of net position. The refunding bonds are comprised of current interest bonds, par value \$5,460,000. Principal and interest payments are made from the Water fund and are due on June 1 and December 1 of each year. The refunding bonds carry interest rates ranging from 2.00-4.00% and have a final maturity date of December 1, 2037. The balance of the refunded bonds outstanding was \$4,820,000 at December 31, 2020.

The reacquisition price of the Series 2015 bonds exceeded the net carrying amount of the old debt by \$336,043. This amount is being netted against the new debt and amortized over the remaining life of the refunded debt, which equal to the life of the Series 2015 issued. This advance refunding was undertaken to reduce the combined total debt service payments by \$831,166 and resulted in an economic gain of \$644,347.

OWDA Loans: The City has entered into debt financing arrangements through the Ohio Water Development Authority (OWDA) to fund construction projects. These loans are considered direct borrowings. Direct borrowings have terms negotiated directly between the City and the lender and are not offered for public sale. In the event of default, the OWDA may declare the full amount of the then unpaid original loan amount to be immediately due and payable and/or require the City to pay any fines, penalties, interest, or late charges associated with the default. The amounts due to OWDA are intended to be paid primarily from water and sewer revenues. The loan agreements function similar to a line-of-credit agreement. At December 31, 2020, the City had outstanding borrowings of \$3,423,637. During 2020, the Sewer fund made \$443,763 in principal payments on the OWDA loans.

The City has pledged future sewer revenues to repay the sewer system, sewer planning and sewer design OWDA loans. The loans are payable solely from Sewer fund revenues. Annual principal and interest payments on the loans are expected to require 34.91% of the Sewer fund net revenues and 18.06% of total operating revenues. Principal and interest paid for the current year were \$441,418, total net revenues were \$1,264,387 and total operating revenues were \$2,444,579.

Miscellaneous Loan: On June 9, 2015, the City entered into a loan with Park National Bank in the amount of \$1,400,000 for the State Route 310/Main St. improvements. This loan is considered a direct borrowing. Direct borrowings have terms negotiated directly between the City and the lender and are not offered for public sale. Of this amount, \$700,000 was related to business-type activities in the water fund. The loan carries an interest rate of 3.35% and has a final maturity date of June 1, 2022.

Net pension liability and net OPEB liability: See Notes 15 and 16 for details. The City pays obligations related to employee compensation from the fund benefitting from their service which for the City, are the water and sewer funds.

**CITY OF PATASKALA, OHIO**

NOTES TO THE BASIC FINANCIAL STATEMENTS  
FOR THE YEAR ENDED DECEMBER 31, 2020

**NOTE 13 - LONG-TERM OBLIGATIONS - (Continued)**

Compensated Absences: Compensated absences will be paid from the fund from which the employees' salaries are paid. For the City's business-type activities, this is the water fund and sewer fund.

The future debt service requirements for business-type activities long-term obligations outstanding as of year-end are as follows. OWDA sewer system loan #8927 is ongoing and does not have an amortization schedule available.

<b>Year Ending December 31,</b>	<b>General Obligation Bonds</b>		
	<b>Principal</b>	<b>Interest</b>	<b>Total</b>
2021	\$ 345,000	\$ 225,875	\$ 570,875
2022	345,000	218,976	563,976
2023	350,000	212,074	562,074
2024	365,000	205,076	570,076
2025	370,000	197,609	567,609
2026 - 2030	2,035,000	820,300	2,855,300
2031 - 2035	2,260,000	406,775	2,666,775
2036 - 2037	720,000	43,400	763,400
<b>Total</b>	<b>\$ 6,790,000</b>	<b>\$ 2,330,085</b>	<b>\$ 9,120,085</b>

<b>Year Ending December 31,</b>	<b>OWDA Loans - Direct Borrowing</b>		
	<b>Principal</b>	<b>Interest</b>	<b>Total</b>
2021	\$ 221,324	\$ 72,956	\$ 294,280
2022	227,329	66,950	294,279
2023	233,498	60,782	294,280
2024	239,835	54,444	294,279
2025	246,344	47,934	294,278
2026 - 2030	1,332,263	135,691	1,467,954
2031 - 2034	223,647	12,955	236,602
2035 - 2036	19,791	472	20,263
<b>Total</b>	<b>\$ 2,744,031</b>	<b>\$ 452,184</b>	<b>\$ 3,196,215</b>

<b>Year Ending December 31,</b>	<b>Miscellaneous Loan - Direct Borrowing</b>		
	<b>Principal</b>	<b>Interest</b>	<b>Total</b>
2021	\$ 100,000	\$ 5,090	\$ 105,090
2022	100,000	1,694	101,694
<b>Total</b>	<b>\$ 200,000</b>	<b>\$ 6,784</b>	<b>\$ 206,784</b>

**CITY OF PATASKALA, OHIO**

NOTES TO THE BASIC FINANCIAL STATEMENTS  
FOR THE YEAR ENDED DECEMBER 31, 2020

**NOTE 13 - LONG-TERM OBLIGATIONS - (Continued)**

**C. Legal Debt Margin**

The Ohio Revised Code provides that the net debt of a municipal corporation, whether or not approved by the electors, shall not exceed 10.5% of the total value of all property in the municipal corporation as listed and assessed for taxation. In addition, the unvoted net debt of municipal corporations cannot exceed 5.5% of the total taxation value of property. The assessed valuation used in determining the City's legal debt margin has been modified by House Bill 530 which became effective March 30, 2006. In accordance with House Bill 530, the assessed valuation used in calculating the City's legal debt margin calculation excludes tangible personal property used in business, telephone or telegraph property, interexchange telecommunications company property, and personal property owned or leased by a railroad company and used in railroad operations. The statutory limitations on debt are measured by a direct ratio of net debt to tax valuation and expressed in terms of a percentage. At December 31, 2020, the City's total debt margin was \$54,092,208 and the unvoted debt margin was \$28,141,231.

**NOTE 14 - RISK MANAGEMENT**

**A. Risk Pool Membership**

The City belongs to the Ohio Plan Risk Management, Inc. – formerly known as the Ohio Plan Risk Management (the "Plan" or "OPRM"), a non-assessable, incorporated non-profit providing a formalized, jointly administered self-insurance risk management program and other administrative services to Ohio governments ("Members"). The Plan is legally separate from its members.

Pursuant to Section 2744.081 of the Ohio Revised Code the Plan provides property, liability, errors and omissions, law enforcement, automobile, excess liability, crime, surety and bond, inland marine and other coverages to its members sold through 14 appointed independent agents in the State of Ohio.

OPRM coverage programs are developed specific to each member's risk management needs and the related premiums for coverage are determined through the application of uniform underwriting criteria addressing the member's exposure to loss. Until November 1, 2016, the OPRM retained 50% of the premium and losses on the first \$250,000 casualty treaty and 30% of the first \$1,000,000 property treaty. Effective November 1, 2017, the OPRM retains 47% of the premium and losses on the first \$250,000 casualty treaty and 30% of the first \$1,000,000 property treaty. Members are only responsible for their self-retention (deductible) amounts, which vary from member to member. OPRM had 776 members as of December 31, 2019, (latest information available).

Plan members are responsible to notify the Plan of their intent to renew coverage by their renewal date. If a member chooses not to renew with the Plan, they have no other financial obligation to the Plan, but still need to promptly notify the Plan of any potential claims occurring during their membership period. The former member's covered claims, which occurred during their membership period, remain the responsibility of the Plan.

Settlement amounts did not exceed insurance coverage for the past three fiscal years. There have been no significant reductions in coverage levels from prior year levels.

The Pool's audited financial statements conform to generally accepted accounting principles, and reported the following assets, liabilities and retained earnings at December 31, 2020 and 2019:

	<u>2019</u>	<u>2020</u>
Assets	\$15,920,504	\$15,065,412
Liabilities	<u>(11,329,011)</u>	<u>(10,734,623)</u>
<b>Members' Equity</b>	<b><u>\$ 4,591,493</u></b>	<b><u>\$ 4,330,789</u></b>

## CITY OF PATASKALA, OHIO

### NOTES TO THE BASIC FINANCIAL STATEMENTS FOR THE YEAR ENDED DECEMBER 31, 2020

#### NOTE 14 - RISK MANAGEMENT – (Continued)

You can read the complete audited financial statements for The Ohio Plan Risk Management at the Plan's website, [www.ohioplan.org](http://www.ohioplan.org).

#### **B. Workers' Compensation**

During 2020, the City participated in the Ohio Bureau of Workers' Compensation (BWC) Individual Retrospective Rating Program (Retrospective Program). The Retrospective Program is an alternative rating plan that allows the employer to initially pay BWC less in premiums than it would without the plan. An employer participating in the Retrospective Program may earn a possible premium reduction by assuming a portion of the risk of workers' compensation claims. If the employer's total cost is below what they would have paid had they not enrolled in the Retrospective Program, they realize the difference in savings. The Retrospective Program is intended to achieve lower workers' compensation premiums and claims costs by promoting safe working conditions and environments for the employees.

#### **C. Employee Medical, Dental, Vision and Life**

On January 1, 2018, the City joined the Central Ohio Health Care Consortium (COHCC), a risk-sharing pool, which provides employee health care benefits for all full-time employees who wish to participate in the plan. The COHCC consists of eleven political subdivisions that pool risk for basic hospital, surgical and prescription drug coverage. The COHCC is governed by a Board of Directors consisting of one director appointed by each member municipality. The Board elects a chairman, vice-chairman, secretary and treasurer. The Board is responsible for its own financial matters and the COHCC maintains its own books of account. Budgeting and financing of the COHCC are subject to the approval of the Board. The City pays monthly contributions to the COHCC, which are used to purchase excess loss insurance for the COHCC to pay current claims and related claim settlement expenses and to establish and maintain sufficient reserves. The monthly contribution is determined for each member in accordance with the number of covered officers and employees, and the prior loss experience of the respective member group. The members' contributions represent 115 percent of the expected costs of the COHCC, which will allow the COHCC to establish excess reserves for future operations. The funds are maintained in a bank trust account established for the sole purpose and benefit of the COHCC's operations. Financial information for the COHCC can be obtained from Carie Kraner, Treasurer, COHCC, 141 East Broadway, PO Box 514 Granville, Ohio 43023.

The COHCC purchases specific stop loss insurance to protect the self-funded plan against large medical/Rx claims at the member level. This specific stop loss coverage has a \$250,000 deductible for individual member claims paid during the calendar year, regardless of when the claim (date of service) was incurred. The COHCC funds individual member claims up to \$250,000 on a calendar year basis, and the stop loss insurance company covers individual member's claim amounts over the \$250,000 deductible. In the event that the losses of the consortium in any year exceeds amounts paid to the COHCC, together with all stop-loss, reinsurance and other coverage then in effect, then the payment of all uncovered losses shall revert to and be the sole obligation of the political subdivision against which the claim was made. No such loss has occurred in the past five years.

## CITY OF PATASKALA, OHIO

### NOTES TO THE BASIC FINANCIAL STATEMENTS FOR THE YEAR ENDED DECEMBER 31, 2020

#### **NOTE 14 - RISK MANAGEMENT - (Continued)**

The City currently has no specified percentage share of the COHCC. The only time at which a percentage share would be calculated occurs if the COHCC votes to terminate ongoing operations. After a vote to terminate the COHCC, the Board would wind-up the COHCC's business as quickly as practicable, but in any event would complete this process no later than twelve months after the termination date. During such period, the COHCC would continue to pay all claims and expenses until the COHCC's funds are exhausted. After payment of all claims and expenses, or upon the termination of the aforesaid twelve month period, any remaining surplus funds held by the COHCC would be paid to the members of the COHCC who are members as of the termination date. The Board would determine the manner in which such surplus funds would be distributed and would consider the percentage relationship which each member's contributions to the COHCC for the prior three calendar years of the COHCC bore to all members' contributions to the COHCC for that same period. The City's payment for health insurance coverage to COHCC in 2020 was \$788,819.

Dental, vision and life insurance benefits are also provided. The family and single rates are not gender and age sensitive, and are the same for each class of employees.

#### **NOTE 15 - DEFINED BENEFIT PENSION PLANS**

The Statewide retirement systems provide both pension benefits and other postemployment benefits (OPEB).

##### *Net Pension Liability/Asset and Net OPEB Liability*

Pensions and OPEB are a component of exchange transactions – between an employer and its employees – of salaries and benefits for employee services. Pensions are provided to an employee – on a deferred-payment basis – as part of the total compensation package offered by an employer for employee services each financial period.

The net pension liability/asset and the net OPEB liability represent the City's proportionate share of each pension/OPEB plan's collective actuarial present value of projected benefit payments attributable to past periods of service, net of each pension/OPEB plan's fiduciary net position. The net pension/OPEB liability/asset calculation is dependent on critical long-term variables, including estimated average life expectancies, earnings on investments, cost-of-living adjustments and others. While these estimates use the best information available, unknowable future events require adjusting this estimate annually.

Ohio Revised Code limits the City's obligation for this liability to annually required payments. The City cannot control benefit terms or the manner in which pensions/OPEB are financed; however, the City does receive the benefit of employees' services in exchange for compensation including pension and OPEB.

GASB 68/75 assumes the liability/asset is solely the obligation of the employer, because (1) they benefit from employee services; and (2) State statute requires funding to come from these employers. All pension contributions to date have come solely from these employers (which also includes pension costs paid in the form of withholdings from employees). The retirement systems may allocate a portion of the employer contributions to provide for these OPEB benefits. In addition, health care plan enrollees pay a portion of the health care costs in the form of a monthly premium. State statute requires the retirement systems to amortize unfunded pension liabilities within 30 years. If the pension amortization period exceeds 30 years, each retirement system's board must propose corrective action to the State legislature. Any resulting legislative change to benefits or funding could significantly affect the net pension/OPEB liability. Resulting adjustments to the net pension/OPEB liability would be effective when the changes are legally enforceable. The Ohio revised Code permits, but does not require the retirement systems to provide health care to eligible benefit recipients.

**CITY OF PATASKALA, OHIO**

**NOTES TO THE BASIC FINANCIAL STATEMENTS  
FOR THE YEAR ENDED DECEMBER 31, 2020**

**NOTE 15 - DEFINED BENEFIT PENSION PLANS - (Continued)**

The proportionate share of each plan's unfunded benefits is presented as a long-term net pension liability/asset on the accrual basis of accounting. Any liability for the contractually-required pension contribution outstanding at the end of the year is included in pension and postemployment benefits payable on both the accrual and modified accrual bases of accounting.

The remainder of this note includes the pension disclosures. See Note 16 for the OPEB disclosures.

***Plan Description - Ohio Public Employees Retirement System (OPERS)***

Plan Description - City employees, other than full-time police, participate in the Ohio Public Employees Retirement System (OPERS). OPERS administers three separate pension plans. The traditional pension plan is a cost-sharing, multiple-employer defined benefit pension plan. The member-directed plan is a defined contribution plan and the combined plan is a combination cost-sharing, multiple-employer defined benefit/defined contribution pension plan. Participating employers are divided into state, local, law enforcement and public safety divisions. While members in the state and local divisions may participate in all three plans, law enforcement and public safety divisions exist only within the traditional plan.

OPERS provides retirement, disability, survivor and death benefits, and annual cost of living adjustments to members of the traditional and combined plans. Authority to establish and amend benefits is provided by Chapter 145 of the Ohio Revised Code. OPERS issues a stand-alone financial report that includes financial statements, required supplementary information and detailed information about OPERS' fiduciary net position that may be obtained by visiting <https://www.opers.org/financial/reports.shtml>, by writing to the Ohio Public Employees Retirement System, 277 East Town Street, Columbus, Ohio 43215-4642, or by calling 800-222-7377.

Senate Bill (SB) 343 was enacted into law with an effective date of January 7, 2013. In the legislation, members in the traditional and combined plans were categorized into three groups with varying provisions of the law applicable to each group.

**CITY OF PATASKALA, OHIO**

NOTES TO THE BASIC FINANCIAL STATEMENTS  
FOR THE YEAR ENDED DECEMBER 31, 2020

**NOTE 15 - DEFINED BENEFIT PENSION PLANS - (Continued)**

The following table provides age and service requirements for retirement and the retirement formula applied to final average salary (FAS) for the three member groups under the traditional and combined plans as per the reduced benefits adopted by SB 343 (see OPERS Comprehensive Annual Financial Report referenced above for additional information, including requirements for reduced and unreduced benefits):

<b>Group A</b> Eligible to retire prior to January 7, 2013 or five years after January 7, 2013	<b>Group B</b> 20 years of service credit prior to January 7, 2013 or eligible to retire ten years after January 7, 2013	<b>Group C</b> Members not in other Groups and members hired on or after January 7, 2013
<b>State and Local</b>	<b>State and Local</b>	<b>State and Local</b>
<b>Age and Service Requirements:</b> Age 60 with 60 months of service credit or Age 55 with 25 years of service credit	<b>Age and Service Requirements:</b> Age 60 with 60 months of service credit or Age 55 with 25 years of service credit	<b>Age and Service Requirements:</b> Age 57 with 25 years of service credit or Age 62 with 5 years of service credit
<b>Traditional Plan Formula:</b> 2.2% of FAS multiplied by years of service for the first 30 years and 2.5% for service years in excess of 30	<b>Traditional Plan Formula:</b> 2.2% of FAS multiplied by years of service for the first 30 years and 2.5% for service years in excess of 30	<b>Traditional Plan Formula:</b> 2.2% of FAS multiplied by years of service for the first 35 years and 2.5% for service years in excess of 35
<b>Combined Plan Formula:</b> 1% of FAS multiplied by years of service for the first 30 years and 1.25% for service years in excess of 30	<b>Combined Plan Formula:</b> 1% of FAS multiplied by years of service for the first 30 years and 1.25% for service years in excess of 30	<b>Combined Plan Formula:</b> 1% of FAS multiplied by years of service for the first 35 years and 1.25% for service years in excess of 35

Final Average Salary (FAS) represents the average of the three highest years of earnings over a member's career for Groups A and B. Group C is based on the average of the five highest years of earnings over a member's career.

Members who retire before meeting the age and years of service credit requirement for unreduced benefits receive a percentage reduction in the benefit amount. The initial amount of a member's pension benefit is vested upon receipt of the initial benefit payment for calculation of an annual cost-of-living adjustment.

When a traditional plan benefit recipient has received benefits for 12 months, current law provides for an annual cost of living adjustment (COLA). This COLA is calculated on the base retirement benefit at the date of retirement and is not compounded. Members retiring under the combined plan receive a cost-of-living adjustment on the defined benefit portion of their pension benefit. For those who retired prior to January 7, 2013, the cost of living adjustment is 3 percent. For those retiring subsequent to January 7, 2013, beginning in calendar year 2019, current law provides that the COLA will be based on the average percentage increase in the Consumer Price Index, capped at 3.00%.

Defined contribution plan benefits are established in the plan documents, which may be amended by the Board. Member-directed plan and combined plan members who have met the retirement eligibility requirements may apply for retirement benefits. The amount available for defined contribution benefits in the combined plan consists of the member's contributions plus or minus the investment gains or losses resulting from the member's investment selections. Combined plan members wishing to receive benefits must meet the requirements for both the defined benefit and defined contribution plans. Member-directed participants must have attained the age of 55, have money on deposit in the defined contribution plan and have terminated public service to apply for retirement benefits. The amount available for defined contribution benefits in the member-directed plan consists of the members' contributions, vested employer contributions and investment gains or losses resulting from the members' investment selections. Employer contributions and associated investment earnings vest over a five-year period, at a rate of 20 percent each year. At retirement, members may select one of several distribution options for payment of the vested balance in their individual OPERS accounts. Options include the annuitization of the benefit (which includes joint and survivor options), partial lump-sum payments (subject to limitations), a rollover of the vested account balance to another financial institution, receipt of entire account balance, net of taxes withheld, or a combination of these options.

**CITY OF PATASKALA, OHIO**

NOTES TO THE BASIC FINANCIAL STATEMENTS  
FOR THE YEAR ENDED DECEMBER 31, 2020

**NOTE 15 - DEFINED BENEFIT PENSION PLANS - (Continued)**

Beginning in 2022, the Combined Plan will be consolidated under the Traditional Pension Plan (defined benefit plan) and the Combined Plan option will no longer be available for new hires beginning in 2022.

Funding Policy - The Ohio Revised Code (ORC) provides statutory authority for member and employer contributions as follows:

	State and Local
<b>2020 Statutory Maximum Contribution Rates</b>	
Employer	14.0 %
Employee *	10.0 %
<b>2020 Actual Contribution Rates</b>	
Employer:	
Pension	14.0 %
Post-employment Health Care Benefits ****	0.0 %
Total Employer	14.0 %
Employee	10.0 %

\* This rate is determined by OPERS' Board and has no maximum rate established by ORC.

\*\*\*\* This employer health care rate is for the traditional and combined plans. The employer contribution for the member-directed plan is 4.00%.

Employer contribution rates are actuarially determined and are expressed as a percentage of covered payroll.

The City's contractually required contribution for the Traditional Pension Plan, the Combined Plan and Member-Directed Plan was \$261,254 for 2020. Of this amount, \$11,243 is reported as pension and postemployment benefits payable.

***Plan Description - Ohio Police & Fire Pension Fund (OP&F)***

Plan Description – City full-time police participate in Ohio Police and Fire Pension Fund (OP&F), a cost-sharing, multiple-employer defined benefit pension plan administered by OP&F. OP&F provides retirement and disability pension benefits, annual cost-of-living adjustments, and death benefits to plan members and beneficiaries. Benefit provisions are established by the Ohio State Legislature and are codified in Chapter 742 of the Ohio Revised Code. OP&F issues a publicly available financial report that includes financial information and required supplementary information and detailed information about OP&F fiduciary net position. The report that may be obtained by visiting the OP&F website at [www.op-f.org](http://www.op-f.org) or by writing to the Ohio Police and Fire Pension Fund, 140 East Town Street, Columbus, Ohio 43215-5164.

Upon attaining a qualifying age with sufficient years of service, a member of OP&F may retire and receive a lifetime monthly pension. OP&F offers four types of service retirement: normal, service commuted, age/service commuted and actuarially reduced. Each type has different eligibility guidelines and is calculated using the member's average annual salary. The following discussion of the pension formula relates to normal service retirement.

For members hired after July 1, 2013, the minimum retirement age is 52 for normal service retirement with at least 25 years of service credit. For members hired on or before July 1, 2013, the minimum retirement age is 48 for normal service retirement with at least 25 years of service credit.

The annual pension benefit for normal service retirement is equal to a percentage of the allowable average annual salary. The percentage equals 2.5 percent for each of the first 20 years of service credit, 2.00% for each of the next five years of service credit and 1.50% for each year of service credit in excess of 25 years.



**CITY OF PATASKALA, OHIO**

NOTES TO THE BASIC FINANCIAL STATEMENTS  
FOR THE YEAR ENDED DECEMBER 31, 2020

**NOTE 15 - DEFINED BENEFIT PENSION PLANS - (Continued)**

The maximum pension of 72.00% of the allowable average annual salary is paid after 33 years of service credit (see OP&F Comprehensive Annual Financial Report referenced above for additional information, including requirements for Deferred Retirement Option Plan provisions and reduced and unreduced benefits).

Under normal service retirement, retired members who are at least 55 years old and have been receiving OP&F benefits for at least one year may be eligible for a cost-of-living allowance adjustment. The age 55 provision for receiving a COLA does not apply to those who are receiving a permanent and total disability benefit, surviving beneficiaries, and statutory survivors. Members participating in the DROP program have separate eligibility requirements related to COLA.

Members retiring under normal service retirement, with less than 15 years of service credit on July 1, 2013, will receive a COLA equal to either 3.00% or the percent increase, if any, in the consumer price index over the 12 month period ending on September 30<sup>th</sup> of the immediately preceding year, whichever is less. The COLA amount for members with at least 15 years of service credit as of July 1, 2013, is equal to 3.00% of their base pension or disability benefit.

Funding Policy - The Ohio Revised Code (ORC) provides statutory authority for member and employer contributions as follows:

	Police
<b>2020 Statutory Maximum Contribution Rates</b>	
Employer	19.50 %
Employee	12.25 %
<b>2020 Actual Contribution Rates</b>	
Employer:	
Pension	19.00 %
Post-employment Health Care Benefits	0.50 %
Total Employer	19.50 %
Employee	12.25 %

Employer contribution rates are expressed as a percentage of covered payroll. The City's contractually required contribution to OP&F was \$268,293 for 2020. Of this amount, \$15,006 is reported as pension and postemployment benefits payable.

***Net Pension Liabilities/Assets, Pension Expense, and Deferred Outflows of Resources and Deferred Inflows of Resources Related to Pensions***

The net pension liability and net pension asset for the OPERS were measured as of December 31, 2019, and the total pension liability or asset used to calculate the net pension liability or asset was determined by an actuarial valuation as of that date. OP&F's total pension liability was measured as of December 31, 2019, and was determined by rolling forward the total pension liability as of January 1, 2019, to December 31, 2019. The City's proportion of the net pension liability or asset was based on the City's share of contributions to the pension plan relative to the contributions of all participating entities.

**CITY OF PATASKALA, OHIO**

NOTES TO THE BASIC FINANCIAL STATEMENTS  
FOR THE YEAR ENDED DECEMBER 31, 2020

**NOTE 15 - DEFINED BENEFIT PENSION PLANS - (Continued)**

Following is information related to the proportionate share and pension expense:

	OPERS - Traditional	OPERS - Combined	OPERS - Member- Directed	OP&F	Total
Proportion of the net pension liability/asset prior measurement date	0.01164600%	0.04822600%	0.00087500%	0.04957600%	
Proportion of the net pension liability/asset current measurement date	<u>0.01181700%</u>	<u>0.03668200%</u>	<u>0.00084100%</u>	<u>0.04918190%</u>	
Change in proportionate share	<u>0.00017100%</u>	<u>-0.01154400%</u>	<u>-0.00003400%</u>	<u>-0.00039410%</u>	
Proportionate share of the net pension liability	\$ 2,335,709	\$ -	\$ -	\$ 3,313,155	\$ 5,648,864
Proportionate share of the net pension asset	-	(76,492)	(32)	-	(76,524)
Pension expense	404,810	8,763	(19)	473,500	887,054

At December 31, 2020, the City reported deferred outflows of resources and deferred inflows of resources related to pensions from the following sources:

	OPERS - Traditional	OPERS - Combined	OPERS - Member- Directed	OP&F	Total
<b>Deferred outflows of resources</b>					
Differences between expected and actual experience	\$ -	\$ -	\$ 110	\$ 125,413	\$ 125,523
Changes of assumptions	124,754	7,888	8	81,328	213,978
Changes in employer's proportionate percentage/difference between employer contributions	79,801	-	-	125,447	205,248
Contributions subsequent to the measurement date	237,714	23,059	481	268,293	529,547
Total deferred outflows of resources	<u>\$ 442,269</u>	<u>\$ 30,947</u>	<u>\$ 599</u>	<u>\$ 600,481</u>	<u>\$ 1,074,296</u>

**CITY OF PATASKALA, OHIO**

NOTES TO THE BASIC FINANCIAL STATEMENTS  
FOR THE YEAR ENDED DECEMBER 31, 2020

**NOTE 15 - DEFINED BENEFIT PENSION PLANS - (Continued)**

	OPERS - Traditional	OPERS - Combined	OPERS - Member- Directed	OP&F	Total
<b>Deferred inflows of resources</b>					
Differences between expected and actual experience	\$ 29,533	\$ 17,956	\$ -	\$ 170,872	\$ 218,361
Net difference between projected and actual earnings on pension plan investments	465,920	9,924	6	160,048	635,898
Changes in employer's proportionate percentage/ difference between employer contributions	15,324	-	-	64,184	79,508
Total deferred inflows of resources	<u>\$ 510,777</u>	<u>\$ 27,880</u>	<u>\$ 6</u>	<u>\$ 395,104</u>	<u>\$ 933,767</u>

\$529,547 reported as deferred outflows of resources related to pension resulting from City contributions subsequent to the measurement date will be recognized as a reduction of the net pension liability/asset in the year ending December 31, 2021.

Other amounts reported as deferred outflows of resources and deferred inflows of resources related to pension will be recognized in pension expense as follows:

	OPERS - Traditional	OPERS - Combined	OPERS - Member- Directed	OP&F	Total
Year Ending December 31:					
2021	\$ (7,039)	\$ (4,872)	\$ 11	\$ 16,268	\$ 4,368
2022	(133,477)	(4,689)	12	16,121	(122,033)
2023	19,293	(1,925)	13	66,403	83,784
2024	(184,999)	(5,549)	14	(133,958)	(324,492)
2025	-	(1,038)	14	(27,750)	(28,774)
Thereafter	-	(1,919)	48	-	(1,871)
Total	<u>\$ (306,222)</u>	<u>\$ (19,992)</u>	<u>\$ 112</u>	<u>\$ (62,916)</u>	<u>\$ (389,018)</u>

***Actuarial Assumptions - OPERS***

Actuarial valuations of an ongoing plan involve estimates of the values of reported amounts and assumptions about the probability of occurrence of events far into the future. Examples include assumptions about future employment, mortality, and cost trends. Actuarially determined amounts are subject to continual review or modification as actual results are compared with past expectations and new estimates are made about the future.

**CITY OF PATASKALA, OHIO**

NOTES TO THE BASIC FINANCIAL STATEMENTS  
FOR THE YEAR ENDED DECEMBER 31, 2020

**NOTE 15 - DEFINED BENEFIT PENSION PLANS - (Continued)**

Projections of benefits for financial-reporting purposes are based on the substantive plan (the plan as understood by the employers and plan members) and include the types of benefits provided at the time of each valuation. The total pension liability was determined by an actuarial valuation as of December 31, 2019, using the following actuarial assumptions applied to all periods included in the measurement in accordance with the requirements of GASB 67. Key methods and assumptions used in the latest actuarial valuation, reflecting experience study results, prepared as of December 31, 2019, are presented below.

Wage inflation	3.25%
Future salary increases, including inflation	3.25% to 10.75% including wage inflation
COLA or ad hoc COLA	Pre 1/7/2013 retirees: 3.00%, simple Post 1/7/2013 retirees: 1.40%, simple through 2020, then 2.15% simple
Investment rate of return	
Current measurement date	7.20%
Prior measurement date	7.20%
Actuarial cost method	Individual entry age

In October 2019, the OPERS Board adopted a change in COLA for Post-January 7, 2013 retirees, changing it from 3.00% simple through 2018 then 2.15% simple to 1.40% simple through 2020 the 2.15% simple.

Pre-retirement mortality rates are based on the RP-2014 Employees mortality table for males and females, adjusted for mortality improvement back to the observation period base year of 2006. The base year for males and females was then established to be 2015 and 2010, respectively. Post-retirement mortality rates are based on the RP-2014 Healthy Annuitant mortality table for males and females, adjusted for mortality improvement back to the observation period base year of 2006. The base year for males and females was then established to be 2015 and 2010, respectively. Post-retirement mortality rates for disabled retirees are based on the RP-2014 Disabled mortality table for males and females, adjusted for mortality improvement back to the observation period base year of 2006. The base year for males and females was then established to be 2015 and 2010, respectively. Mortality rates for a particular calendar year are determined by applying the MP-2015 mortality improvement scale to all of the above described tables.

The most recent experience study was completed for the five-year period ended December 31, 2015.

During 2019, OPERS managed investments in three investment portfolios: the Defined Benefit portfolio, the Health Care portfolio, and the Defined Contribution portfolio. The Defined Benefit portfolio contains the investment assets for the Traditional Pension Plan, the defined benefit component of the Combined Plan and the annuitized accounts of the Member-Directed Plan. Within the Defined Benefit portfolio, contributions into the plans are all recorded at the same time, and benefit payments all occur on the first of the month. Accordingly, the money-weighted rate of return is considered to be the same for all plans within the portfolio. The annual money-weighted rate of return expressing investment performance, net of investment expenses and adjusted for the changing amounts actually invested, for the Defined Benefit portfolio was 17.20% for 2019.

**CITY OF PATASKALA, OHIO**

NOTES TO THE BASIC FINANCIAL STATEMENTS  
FOR THE YEAR ENDED DECEMBER 31, 2020

**NOTE 15 - DEFINED BENEFIT PENSION PLANS - (Continued)**

The allocation of investment assets with the Defined Benefit portfolio is approved by the Board of Trustees as outlined in the annual investment plan. Plan assets are managed on a total return basis with a long-term objective of achieving and maintaining a fully funded status for the benefits provided through the defined benefit pension plans. The long-term expected rate of return on defined benefit investment assets was determined using a building-block method in which best-estimate ranges of expected future real rates of return are developed for each major asset class. These ranges are combined to produce the long-term expected real rate of return by weighting the expected future real rates of return by the target asset allocation percentage, adjusted for inflation. Best estimates of arithmetic real rates of return were provided by the Board's investment consultant. For each major asset class that is included in the Defined Benefit portfolio's target asset allocation as of December 31, 2019, these best estimates are summarized in the following table:

Asset Class	Target Allocation	Weighted Average Long-Term Expected Real Rate of Return (Arithmetic)
Fixed income	25.00 %	1.83 %
Domestic equities	19.00	5.75
Real estate	10.00	5.20
Private equity	12.00	10.70
International equities	21.00	7.66
Other investments	13.00	4.98
Total	<u>100.00 %</u>	<u>5.61 %</u>

**Discount Rate** - The discount rate used to measure the total pension liability/asset was 7.20%, post-experience study results, for the Traditional Pension Plan, the Combined Plan and Member-Directed Plan. The discount rate used to measure total pension liability prior to December 31, 2019 was 7.20%. The projection of cash flows used to determine the discount rate assumed that contributions from plan members and those of the contributing employers are made at the contractually required rates, as actuarially determined. Based on those assumptions, the pension plan's fiduciary net position was projected to be available to make all projected future benefits payments of current plan members. Therefore, the long-term expected rate of return on pension plan investments for the Traditional Pension Plan, Combined Plan and Member-Directed Plan was applied to all periods of projected benefit payments to determine the total pension liability.

**Sensitivity of the City's Proportionate Share of the Net Pension Liability/Asset to Changes in the Discount Rate** - The following table presents the proportionate share of the net pension liability/asset calculated using the current period discount rate assumption of 7.20%, as well as what the proportionate share of the net pension liability/asset would be if it were calculated using a discount rate that is one-percentage-point lower (6.20%) or one-percentage-point higher (8.20%) than the current rate:

	1% Decrease	Current Discount Rate	1% Increase
City's proportionate share of the net pension liability (asset):			
Traditional Pension Plan	\$ 3,852,342	\$ 2,335,709	\$ 972,303
Combined Plan	(46,219)	(76,492)	(98,308)
Member-Directed Plan	(17)	(32)	(42)

**CITY OF PATASKALA, OHIO**

NOTES TO THE BASIC FINANCIAL STATEMENTS  
FOR THE YEAR ENDED DECEMBER 31, 2020

**NOTE 15 - DEFINED BENEFIT PENSION PLANS - (Continued)**

*Actuarial Assumptions - OP&F*

OP&F's total pension liability as of December 31, 2019, is based on the results of an actuarial valuation date of January 1, 2019, and rolled-forward using generally accepted actuarial procedures. The total pension liability is determined by OP&F's actuaries in accordance with GASB Statement No. 67, as part of their annual valuation. Actuarial valuations of an ongoing plan involve estimates of the value of reported amounts and assumptions about probability of occurrence of events far into the future. Examples include assumptions about future employment mortality, salary increases, disabilities, retirements and employment terminations. Actuarially determined amounts are subject to continual review and potential modifications, as actual results are compared with past expectations and new estimates are made about the future. Assumptions considered were: withdrawal rates, disability retirement, service retirement, DROP elections, mortality, percent married and forms of the payment, DROP interest rate, CPI-based COLA, investment returns, salary increases and payroll growth.

Key methods and assumptions used in calculating the total pension liability in the latest actuarial valuation, prepared as of January 1, 2019, are presented below.

Valuation date	1/1/19 with actuarial liabilities rolled forward to 12/31/19
Actuarial cost method	Entry age normal
Investment rate of return	8.00%
Projected salary increases	3.75% - 10.50%
Payroll increases	3.25% per annum, compounded annually, consisting of
	inflation rate of 2.75% plus productivity increase rate of 0.50%
Cost of living adjustments	3.00% simple; 2.20% simple for increases based on the lesser of the increase in CPI and 3.00%

Mortality for non-disabled participants is based on the RP-2014 Total Employee and Healthy Annuitant Mortality Tables rolled back to 2006, adjusted and projected with the Buck Modified 2016 Improvement Scale. Rates for surviving beneficiaries are adjusted by 120%.

Age	Police	Fire
67 or less	77%	68%
68-77	105%	87%
78 and up	115%	120%

Mortality for disabled retirees is based on the RP-2014 Disabled Mortality Tables rolled back to 2006, adjusted according to the rates in the following table, and projected with the Buck Modified 2016 Improvement Scale.

Age	Police	Fire
59 or less	35%	35%
60-69	60%	45%
70-79	75%	70%
80 and up	100%	90%

The most recent experience study was completed for the five-year period ended December 31, 2016.

**CITY OF PATASKALA, OHIO**

NOTES TO THE BASIC FINANCIAL STATEMENTS  
FOR THE YEAR ENDED DECEMBER 31, 2020

**NOTE 15 - DEFINED BENEFIT PENSION PLANS - (Continued)**

The long-term expected rate of return on pension plan investments was determined using a building-block approach and assumes a time horizon, as defined in the Statement of Investment Policy and Guidelines. A forecasted rate of inflation serves as the baseline for the return expected. Various real return premiums over the baseline inflation rate have been established for each asset class. The long-term expected nominal rate of return has been determined by calculating a weighted average of the expected real return premiums for each asset class, adding the projected inflation rate and adding the expected return from rebalancing uncorrelated asset classes.

Best estimates of the long-term expected geometric real rates of return for each major asset class included in OP&F's target asset allocation as of December 31, 2019 are summarized below:

<u>Asset Class</u>	<u>Target Allocation</u>	<u>Long Term Expected Real Rate of Return **</u>
Cash and Cash Equivalents	- %	1.00 %
Domestic Equity	16.00	5.40
Non-US Equity	16.00	5.80
Private Markets	8.00	8.00
Core Fixed Income *	23.00	2.70
High Yield Fixed Income	7.00	4.70
Private Credit	5.00	5.50
U.S. Inflation		
Linked Bonds *	17.00	2.50
Master Limited Partnerships	8.00	6.60
Real Assets	8.00	7.40
Private Real Estate	12.00	6.40
Total	<u>120.00 %</u>	

Note: assumptions are geometric.

\* levered 2x

\*\* numbers include inflation

OP&F's Board of Trustees has incorporated the risk parity concept into OP&F's asset liability valuation with the goal of reducing equity risk exposure, which reduces overall Total Portfolio risk without sacrificing return and creating a more risk-balanced portfolio based on the relationship between asset classes and economic environments. From the notional portfolio perspective above, the Total Portfolio may be levered up to 1.20 times due to the application of leverage in certain fixed income asset classes.

**Discount Rate** - The total pension liability was calculated using the discount rate of 8.00%. The projection of cash flows used to determine the discount rate assumed the contributions from employers and from the members would be computed based on contribution requirements as stipulated by State statute. Projected inflows from investment earning were calculated using the longer-term assumed investment rate of return 8.00%. Based on those assumptions, the plan's fiduciary net position was projected to be available to make all future benefit payments of current plan members. Therefore, a long-term expected rate of return on pension plan investments was applied to all periods of projected benefits to determine the total pension liability.

**CITY OF PATASKALA, OHIO**

NOTES TO THE BASIC FINANCIAL STATEMENTS  
FOR THE YEAR ENDED DECEMBER 31, 2020

**NOTE 15 - DEFINED BENEFIT PENSION PLANS - (Continued)**

***Sensitivity of the City's Proportionate Share of the Net Pension Liability to Changes in the Discount Rate*** - Net pension liability is sensitive to changes in the discount rate, and to illustrate the potential impact the following table presents the net pension liability calculated using the discount rate of 8.00%, as well as what the net pension liability would be if it were calculated using a discount rate that is one percentage point lower (7.00%), or one percentage point higher (9.00%) than the current rate.

	1% Decrease	Current Discount Rate	1% Increase
City's proportionate share of the net pension liability	\$ 4,591,918	\$ 3,313,155	\$ 2,243,597

**NOTE 16 - DEFINED BENEFIT OPEB PLANS**

***Net OPEB Liability***

See Note 15 for a description of the net OPEB liability.

***Plan Description - Ohio Public Employees Retirement System (OPERS)***

Plan Description - The Ohio Public Employees Retirement System (OPERS) administers three separate pension plans: the traditional pension plan, a cost-sharing, multiple-employer defined benefit pension plan; the member-directed plan, a defined contribution plan; and the combined plan, a cost-sharing, multiple-employer defined benefit pension plan that has elements of both a defined benefit and defined contribution plan.

OPERS maintains a cost-sharing, multiple-employer defined benefit post-employment health care trust, which funds multiple health care plans including medical coverage, prescription drug coverage and deposits to a Health Reimbursement Arrangement to qualifying benefit recipients of both the traditional pension and the combined plans. This trust is also used to fund health care for member-directed plan participants, in the form of a Retiree Medical Account (RMA). At retirement or refund, member directed plan participants may be eligible for reimbursement of qualified medical expenses from their vested RMA balance.

In order to qualify for postemployment health care coverage, age and service retirees under the traditional pension and combined plans must have twenty or more years of qualifying Ohio service credit. Health care coverage for disability benefit recipients and qualified survivor benefit recipients is available. The health care coverage provided by OPERS meets the definition of an Other Post Employment Benefit (OPEB) as described in GASB Statement 75. See OPERS' Annual Report referenced below for additional information.

The Ohio Revised Code permits, but does not require OPERS to provide health care to its eligible benefit recipients. Authority to establish and amend health care coverage is provided to the Board in Chapter 145 of the Ohio Revised Code.

Disclosures for the health care plan are presented separately in the OPERS financial report. Interested parties may obtain a copy by visiting <https://www.opers.org/financial/reports.shtml>, by writing to OPERS, 277 East Town Street, Columbus, Ohio 43215-4642, or by calling (614) 222-5601 or 800-222-7377.

Funding Policy - The Ohio Revised Code provides the statutory authority allowing public employers to fund postemployment health care through their contributions to OPERS. When funding is approved by OPERS' Board of Trustees, a portion of each employer's contribution to OPERS is set aside to fund OPERS health care plans. Beginning in 2018, OPERS no longer allocated a portion of its employer contributions to health care for the traditional plan and the combined plan.



## CITY OF PATASKALA, OHIO

### NOTES TO THE BASIC FINANCIAL STATEMENTS FOR THE YEAR ENDED DECEMBER 31, 2020

#### **NOTE 16 - DEFINED BENEFIT OPEB PLANS - (Continued)**

Employer contribution rates are expressed as a percentage of the earnable salary of active members. In 2020, state and local employers contributed at a rate of 14.00% of earnable salary and public safety and law enforcement employers contributed at 18.10%. These are the maximum employer contribution rates permitted by the Ohio Revised Code. Active member contributions do not fund health care.

Each year, the OPERS Board determines the portion of the employer contribution rate that will be set aside to fund health care plans. As recommended by OPERS' actuary, the portion of employer contributions allocated to health care was 0.00% for the Traditional and Combined plans. The OPERS Board is also authorized to establish rules for the retiree or their surviving beneficiaries to pay a portion of the health care provided. Payment amounts vary depending on the number of covered dependents and the coverage selected. The employer contribution as a percentage of covered payroll deposited into the RMA for participants in the Member-Directed Plan for 2020 was 4.00%.

Employer contribution rates are actuarially determined and are expressed as a percentage of covered payroll. The City's contractually required contribution was \$192 for 2020. Of this amount, \$8 is reported as pension and postemployment benefits payable.

#### ***Plan Description - Ohio Police & Fire Pension Fund (OP&F)***

Plan Description – The City contributes to the Ohio Police and Fire Pension Fund (OP&F) sponsored healthcare program, a cost-sharing, multiple-employer defined post-employment health care plan administered by a third-party provider. This program is not guaranteed and is subject to change at any time upon action of the Board of Trustees. On January 1, 2019, OP&F implemented a new model for health care. Under this new model, OP&F provides eligible retirees with a fixed stipend earmarked to pay for health care and Medicare Part B reimbursements.

A retiree is eligible for the OP&F health care stipend unless they have access to any other group coverage including employer and retirement coverage. The eligibility of spouses and dependent children could increase the stipend amount. If the spouse or dependents have access to any other group coverage including employer or retirement coverage, they are not eligible for stipend support from OP&F. Even if an OP&F member or their dependents are not eligible for a stipend, they can use the services of the third-party administrator to select and enroll in a plan. The stipend provided by OP&F meets the definition of an Other Post Employment Benefit (OPEB) as described in Governmental Accounting Standards Board (GASB) Statement No. 75.

The Ohio Revised Code allows, but does not mandate, OP&F to provide OPEB benefits. Authority for the OP&F Board of Trustees to provide health care coverage to eligible participants and to establish and amend benefits is codified in Chapter 742 of the Ohio Revised Code.

OP&F issues a publicly available financial report that includes financial information and required supplementary information for the plan. The report may be obtained by visiting the OP&F website at [www.op-f.org](http://www.op-f.org) or by writing to the Ohio Police and Fire Pension Fund, 140 East Town Street, Columbus, Ohio 43215-5164.

Funding Policy – The Ohio Revised Code provides for contribution requirements of the participating employers and of plan members to the OP&F defined benefit pension plan. Participating employers are required to contribute to the pension plan at rates expressed as percentages of the payroll of active pension plan members, currently 19.50% and 24.00% of covered payroll for police and fire employer units, respectively. The Ohio Revised Code states that the employer contribution may not exceed 19.50% of covered payroll for police employer units and 24.00% of covered payroll for fire employer units. Active members do not make contributions to the OPEB Plan.

**CITY OF PATASKALA, OHIO**

NOTES TO THE BASIC FINANCIAL STATEMENTS  
FOR THE YEAR ENDED DECEMBER 31, 2020

**NOTE 16 - DEFINED BENEFIT OPEB PLANS - (Continued)**

The Board of Trustees is authorized to allocate a portion of the total employer contributions for retiree health care benefits. For 2020, the portion of employer contributions allocated to health care was 0.50% of covered payroll. The amount of employer contributions allocated to the health care plan each year is subject to the Trustees' primary responsibility to ensure that pension benefits are adequately funded.

The OP&F Board of Trustees is also authorized to establish requirements for contributions to the health care plan by retirees and their eligible dependents or their surviving beneficiaries. Payment amounts vary depending on the number of covered dependents and the coverage selected.

The City's contractually required contribution to OP&F was \$7,060 for 2020. Of this amount, \$395 is reported as pension and postemployment benefits payable.

***Net OPEB Liabilities, OPEB Expense, and Deferred Outflows or Resources and Deferred Inflows of Resources Related to OPEB***

The net OPEB liability and total OPEB liability for OPERS were determined by an actuarial valuation as of December 31, 2018, rolled forward to the measurement date of December 31, 2019, by incorporating the expected value of health care cost accruals, the actual health care payment, and interest accruals during the year. OP&F's total OPEB liability was measured as of December 31, 2019, and was determined by rolling forward the total OPEB liability as of January 1, 2019, to December 31, 2019. The City's proportion of the net OPEB liability was based on the City's share of contributions to the retirement plan relative to the contributions of all participating entities.

Following is information related to the proportionate share and OPEB expense:

	<u>OPERS</u>	<u>OP&amp;F</u>	<u>Total</u>
Proportion of the net OPEB liability prior measurement date	0.01230100%	0.04957600%	
Proportion of the net OPEB liability current measurement date	<u>0.01211900%</u>	<u>0.04918190%</u>	
Change in proportionate share	<u>-0.00018200%</u>	<u>-0.00039410%</u>	
Proportionate share of the net OPEB liability	\$ 1,673,949	\$ 485,806	\$ 2,159,755
OPEB expense	\$ 165,408	\$ 47,539	\$ 212,947

**CITY OF PATASKALA, OHIO**

NOTES TO THE BASIC FINANCIAL STATEMENTS  
FOR THE YEAR ENDED DECEMBER 31, 2020

**NOTE 16 - DEFINED BENEFIT OPEB PLANS - (Continued)**

At December 31, 2020, the City reported deferred outflows of resources and deferred inflows of resources related to OPEB from the following sources:

	<u>OPERS</u>	<u>OP&amp;F</u>	<u>Total</u>
<b>Deferred outflows of resources</b>			
Differences between expected and actual experience	\$ 45	\$ -	\$ 45
Changes of assumptions	264,970	284,020	548,990
Changes in employer's proportionate percentage/ difference between employer contributions	33,053	55,535	88,588
Contributions subsequent to the measurement date	192	7,060	7,252
Total deferred outflows of resources	<u>\$ 298,260</u>	<u>\$ 346,615</u>	<u>\$ 644,875</u>
	<u>OPERS</u>	<u>OP&amp;F</u>	<u>Total</u>
<b>Deferred inflows of resources</b>			
Differences between expected and actual experience	\$ 153,091	\$ 52,243	\$ 205,334
Net difference between projected and actual earnings on OPEB plan investments	85,237	22,353	107,590
Changes of assumptions	-	103,532	103,532
Changes in employer's proportionate percentage/ difference between employer contributions	40,306	61,772	102,078
Total deferred inflows of resources	<u>\$ 278,634</u>	<u>\$ 239,900</u>	<u>\$ 518,534</u>

\$7,252 reported as deferred outflows of resources related to OPEB resulting from City contributions subsequent to the measurement date will be recognized as a reduction of the net OPEB liability in the year ending December 31, 2021.

**CITY OF PATASKALA, OHIO**

NOTES TO THE BASIC FINANCIAL STATEMENTS  
FOR THE YEAR ENDED DECEMBER 31, 2020

**NOTE 16 - DEFINED BENEFIT OPEB PLANS - (Continued)**

Other amounts reported as deferred outflows of resources and deferred inflows of resources related to OPEB will be recognized in OPEB expense as follows:

Year Ending December 31:	OPERS	OP&F	Total
2021	\$ 41,691	\$ 16,991	\$ 58,682
2022	14,095	16,993	31,088
2023	67	21,577	21,644
2024	(36,419)	14,350	(22,069)
2025	-	19,031	19,031
Thereafter	-	10,713	10,713
<b>Total</b>	<b>\$ 19,434</b>	<b>\$ 99,655</b>	<b>\$ 119,089</b>

***Actuarial Assumptions - OPERS***

Actuarial valuations of an ongoing plan involve estimates of the values of reported amounts and assumptions about the probability of occurrence of events far into the future. Examples include assumptions about future employment, mortality, and cost trends. Actuarially determined amounts are subject to continual review or modification as actual results are compared with past expectations and new estimates are made about the future.

Projections of health care costs for financial reporting purposes are based on the substantive plan (the plan as understood by the employers and plan members) and include the types of coverage provided at the time of each valuation and the historical pattern of sharing of costs between OPERS and plan members. The total OPEB liability was determined by an actuarial valuation as of December 31, 2018, rolled forward to the measurement date of December 31, 2019. The actuarial valuation used the following actuarial assumptions applied to all prior periods included in the measurement in accordance with the requirements of GASB 74:

Wage Inflation	3.25%
Projected Salary Increases, including inflation	3.25 to 10.75% including wage inflation
Single Discount Rate:	
Current measurement date	3.16%
Prior Measurement date	3.96%
Investment Rate of Return	
Current measurement date	6.00%
Prior Measurement date	6.00%
Municipal Bond Rate	
Current measurement date	2.75%
Prior Measurement date	3.71%
Health Care Cost Trend Rate	
Current measurement date	10.50% initial, 3.50% ultimate in 2030
Prior Measurement date	7.50%, initial 3.25%, ultimate in 2029
Actuarial Cost Method	Individual Entry Age Normal

## CITY OF PATASKALA, OHIO

### NOTES TO THE BASIC FINANCIAL STATEMENTS FOR THE YEAR ENDED DECEMBER 31, 2020

#### NOTE 16 - DEFINED BENEFIT OPEB PLANS - (Continued)

Pre-retirement mortality rates are based on the RP-2014 Employees mortality table for males and females, adjusted for mortality improvement back to the observation period base year of 2006. The base year for males and females was then established to be 2015 and 2010, respectively. Post-retirement mortality rates are based on the RP-2014 Healthy Annuitant mortality table for males and females, adjusted for mortality improvement back to the observation period base year of 2006. The base year for males and females was then established to be 2015 and 2010, respectively. Post-retirement mortality rates for disabled retirees are based on the RP-2014 Disabled mortality table for males and females, adjusted for mortality improvement back to the observation period base year of 2006. The base year for males and females was then established to be 2015 and 2010, respectively. Mortality rates for a particular calendar year are determined by applying the MP-2015 mortality improvement scale to all of the above described tables.

The most recent experience study was completed for the five-year period ended December 31, 2015.

The long-term expected rate of return on health care investment assets was determined using a building-block method in which best-estimate ranges of expected future real rates of return are developed for each major asset class. These ranges are combined to produce the long-term expected real rate of return by weighting the expected future real rates of return by the target asset allocation percentage, adjusted for inflation.

During 2019, OPERS managed investments in three investment portfolios: the Defined Benefit portfolio, the Health Care portfolio and the Defined Contribution portfolio. The Health Care portfolio includes the assets for health care expenses for the Traditional Pension Plan, Combined Plan and Member-Directed Plan eligible members. Within the Health Care portfolio, if any contributions are made into the plans, the contributions are assumed to be received continuously throughout the year based on the actual payroll payable at the time contributions are made. Health care-related payments are assumed to occur mid-year. Accordingly, the money-weighted rate of return is considered to be the same for all plans within the portfolio. The annual money-weighted rate of return expressing investment performance, net of investment expenses and adjusted for the changing amounts actually invested, for the Health Care portfolio was 19.70% for 2019.

The allocation of investment assets within the Health Care portfolio is approved by the Board of Trustees as outlined in the annual investment plan. Assets are managed on a total return basis with a long-term objective of continuing to offer a sustainable health care program for current and future retirees. OPERS' primary goal is to achieve and maintain a fully funded status for the benefits provided through the defined pension plans. Health care is a discretionary benefit. The long-term expected rate of return on health care investment assets was determined using a building-block method in which best-estimate ranges of expected future real rates of return are developed for each major asset class. These ranges are combined to produce the long-term expected real rate of return by weighting the expected future real rates of return by the target asset allocation percentage, adjusted for inflation.

**CITY OF PATASKALA, OHIO**

NOTES TO THE BASIC FINANCIAL STATEMENTS  
FOR THE YEAR ENDED DECEMBER 31, 2020

**NOTE 16 - DEFINED BENEFIT OPEB PLANS - (Continued)**

For each major asset class that is included in the Health Care’s portfolio’s target asset allocation as of December 31, 2019, these best estimates are summarized in the following table:

<u>Asset Class</u>	<u>Target Allocation</u>	<u>Weighted Average Long-Term Expected Real Rate of Return (Arithmetic)</u>
Fixed Income	36.00 %	1.53 %
Domestic Equities	21.00	5.75
Real Estate Investment Trust	6.00	5.69
International Equities	23.00	7.66
Other investments	14.00	4.90
Total	<u>100.00 %</u>	<u>4.55 %</u>

**Discount Rate** - A single discount rate of 3.16% was used to measure the OPEB liability on the measurement date of December 31, 2019. A single discount rate of 3.96% was used to measure the OPEB liability on the measurement date of December 31, 2018. Projected benefit payments are required to be discounted to their actuarial present value using a single discount rate that reflects (1) a long-term expected rate of return on OPEB plan investments (to the extent that the health care fiduciary net position is projected to be sufficient to pay benefits), and (2) tax-exempt municipal bond rate based on an index of 20-year general obligation bonds with an average AA credit rating as of the measurement date (to the extent that the contributions for use with the long-term expected rate are not met). This single discount rate was based on an expected rate of return on the health care investment portfolio of 6.00% and a municipal bond rate of 2.75%. The projection of cash flows used to determine this single discount rate assumed that employer contributions will be made at rates equal to the actuarially determined contribution rate. Based on these assumptions, the health care fiduciary net position and future contributions were sufficient to finance health care costs through 2034. As a result, the long-term expected rate of return on health care investments was applied to projected costs through the year 2034, and the municipal bond rate was applied to all health care costs after that date.

**Sensitivity of the City’s Proportionate Share of the Net OPEB Liability to Changes in the Discount Rate** - The following table presents the proportionate share of the net OPEB liability calculated using the single discount rate of 3.16%, as well as what the proportionate share of the net OPEB liability would be if it were calculated using a discount rate that is one-percentage-point lower (2.16%) or one-percentage-point higher (4.16%) than the current rate:

	<u>1% Decrease</u>	<u>Current Discount Rate</u>	<u>1% Increase</u>
City's proportionate share of the net OPEB liability	\$ 2,190,630	\$ 1,673,949	\$ 1,260,255

**Sensitivity of the City’s Proportionate Share of the Net OPEB Liability to Changes in the Health Care Cost Trend Rate** - Changes in the health care cost trend rate may also have a significant impact on the net OPEB liability. The following table presents the net OPEB liability calculated using the assumed trend rates, and the expected net OPEB liability if it were calculated using a health care cost trend rate that is 1.00% lower or 1.00% higher than the current rate.

**CITY OF PATASKALA, OHIO**

NOTES TO THE BASIC FINANCIAL STATEMENTS  
FOR THE YEAR ENDED DECEMBER 31, 2020

**NOTE 16 - DEFINED BENEFIT OPEB PLANS - (Continued)**

Retiree health care valuations use a health care cost-trend assumption that changes over several years built into the assumption. The near-term rates reflect increases in the current cost of health care; the trend starting in 2020 is 10.50%. If this trend continues for future years, the projection indicates that years from now virtually all expenditures will be for health care. A more reasonable alternative is that in the not-too-distant future, the health plan cost trend will decrease to a level at, or near, wage inflation. On this basis, the actuaries project premium rate increases will continue to exceed wage inflation for approximately the next decade, but by less each year, until leveling off at an ultimate rate, assumed to be 3.50% in the most recent valuation.

	1% Decrease	Current Health Care Trend Rate Assumption	1% Increase
City's proportionate share of the net OPEB liability	\$ 1,624,552	\$ 1,673,949	\$ 1,722,716

***Changes between Measurement Date and Reporting Date***

On January 15, 2020, the Board approved several changes to the health care plan offered to Medicare and pre-Medicare retirees in efforts to decrease costs and increase the solvency of the health care plan. These changes are effective January 1, 2022, and include changes to base allowances and eligibility for Medicare retirees, as well as replacing OPERS-sponsored medical plans for pre-Medicare retirees with monthly allowances, similar to the program for Medicare retirees. These changes are not reflected in the current year financial statements but are expected to decrease the associated OPEB liability.

***Actuarial Assumptions - OP&F***

OP&F's total OPEB liability as of December 31, 2019, is based on the results of an actuarial valuation date of January 1, 2019, and rolled-forward using generally accepted actuarial procedures. The total OPEB liability is determined by OP&F's actuaries in accordance with GASB Statement No. 74, as part of their annual valuation. Actuarial valuations of an ongoing plan involve estimates of the value of reported amounts and assumptions about probability of occurrence of events far into the future. Examples include assumptions about future employment, mortality, salary increases, disabilities, retirements and employment terminations. Actuarially determined amounts are subject to continual review and potential modifications, as actual results are compared with past expectations and new estimates are made about the future.

Projections of benefits for financial reporting purposes are based on the substantive plan (the plan as understood by the employers and plan members) and include the types of benefits provided at the time of each valuation and the historical pattern of sharing benefit costs between the employers and plan members to that point. The projection of benefits for financial reporting purposes does not explicitly incorporate the potential effects of legal or contractual funding limitations.

Actuarial calculations reflect a long-term perspective. For a newly hired employee, actuarial calculations will take into account the employee's entire career with the employer and also take into consideration the benefits, if any, paid to the employee after termination of employment until the death of the employee and any applicable contingent annuitant. In many cases, actuarial calculations reflect several decades of service with the employer and the payment of benefits after termination.

**CITY OF PATASKALA, OHIO**

NOTES TO THE BASIC FINANCIAL STATEMENTS  
FOR THE YEAR ENDED DECEMBER 31, 2020

**NOTE 16 - DEFINED BENEFIT OPEB PLANS - (Continued)**

Key methods and assumptions used in the latest actuarial valuation, reflecting experience study results, are presented below.

Valuation Date	January 1, 2019, with actuarial liabilities rolled forward to December 31, 2019
Actuarial Cost Method	Entry Age Normal
Investment Rate of Return	8.00%
Projected Salary Increases	3.75% to 10.50%
Payroll Growth	3.25%
Single discount rate:	
Current measurement date	3.56%
Prior measurement date	4.66%
Cost of Living Adjustments	3.00% simple; 2.20% simple for increases based on the lesser of the increase in CPI and 3.00%

Mortality for non-disabled participants is based on the RP-2014 Total Employee and Healthy Annuitant Mortality Tables rolled back to 2006, adjusted according to the rates in the following table, and projected with the Conduent Modified 2016 Improvement Scale. Rates for surviving beneficiaries are adjusted by 120%.

Age	Police	Fire
67 or less	77%	68%
68-77	105%	87%
78 and up	115%	120%

Mortality for disabled retirees is based on the RP-2014 Disabled Mortality Tables rolled back to 2006, adjusted according to the rates in the following table, and projected with the Conduent Modified 2016 Improvement Scale.

Age	Police	Fire
59 or less	35%	35%
60-69	60%	45%
70-79	75%	70%
80 and up	100%	90%

The most recent experience study was completed for the five-year period ended December 31, 2016.

The long-term expected rate of return on OPEB plan investments was determined using a building-block approach and assumes a time horizon, as defined in the Statement of Investment Policy. A forecasted rate of inflation serves as the baseline for the return expected. Various real return premiums over the baseline inflation rate have been established for each asset class. The long-term expected nominal rate of return has been determined by calculating a weighted averaged of the expected real return premiums for each asset class, adding the projected inflation rate and adding the expected return from rebalancing uncorrelated asset classes.



**CITY OF PATASKALA, OHIO**

NOTES TO THE BASIC FINANCIAL STATEMENTS  
FOR THE YEAR ENDED DECEMBER 31, 2020

**NOTE 16 - DEFINED BENEFIT OPEB PLANS - (Continued)**

Best estimates of the long-term expected geometric real rates of return for each major asset class included in OP&F's target asset allocation as of December 31, 2019, are summarized below:

Asset Class	Target Allocation	Long Term Expected Real Rate of Return **
Cash and Cash Equivalents	- %	1.00 %
Domestic Equity	16.00	5.40
Non-US Equity	16.00	5.80
Private Markets	8.00	8.00
Core Fixed Income *	23.00	2.70
High Yield Fixed Income	7.00	4.70
Private Credit	5.00	5.50
U.S. Inflation		
Linked Bonds *	17.00	2.50
Master Limited Partnerships	8.00	6.60
Real Assets	8.00	7.40
Private Real Estate	12.00	6.40
<b>Total</b>	<b>120.00 %</b>	

Note: assumptions are geometric.

\* levered 2x

\*\* numbers include inflation

OP&F's Board of Trustees has incorporated the risk parity concept into OP&F's asset liability valuation with the goal of reducing equity risk exposure, which reduces overall Total Portfolio risk without sacrificing return, and creating a more risk-balanced portfolio based on their relationship between asset classes and economic environments. From the notional portfolio perspective above, the Total Portfolio may be levered up to 1.20 times due to the application of leverage in certain fixed income asset classes.

**Discount Rate** - For 2019, the total OPEB liability was calculated using the discount rate of 3.56%. For 2018, the total OPEB liability was calculated using the discount rate of 4.66%. The projection of cash flows used to determine the discount rate assumed the contribution from employers and from members would be computed based on contribution requirements as stipulated by State statute. Projected inflows from investment earnings were calculated using the longer-term assumed investment rate of return of 8.00%. Based on those assumptions, OP&F's fiduciary net position was projected to not be able to make all future benefit payments of current plan members. Therefore, a municipal bond rate of 2.75% at December 31, 2019 and 4.13% at December 31, 2018, was blended with the long-term rate of 8.00%, which resulted in a blended discount rate of 3.56% for 2019 and 4.66% for 2018. The municipal bond rate was determined using the Bond Buyers General Obligation 20-year Municipal Bond Index Rate. The OPEB plan's fiduciary net position was projected to be available to make all projected OPEB payments until 2034. The long-term expected rate of return on health care investments was applied to projected costs through 2034, and the municipal bond rate was applied to all health care costs after that date.

**CITY OF PATASKALA, OHIO**

NOTES TO THE BASIC FINANCIAL STATEMENTS  
FOR THE YEAR ENDED DECEMBER 31, 2020

**NOTE 16 - DEFINED BENEFIT OPEB PLANS - (Continued)**

***Sensitivity of the City's Proportionate Share of the Net OPEB Liability to Changes in the Discount Rate -*** Net OPEB liability is sensitive to changes in the discount rate, and to illustrate the potential impact the following table presents the net OPEB liability calculated using the discount rate of 3.56%, as well as what the net OPEB liability would be if it were calculated using a discount rate that is one percentage point lower (2.56%), or one percentage point higher (4.56%) than the current rate.

	1% Decrease	Current Discount Rate	1% Increase
City's proportionate share of the net OPEB liability	\$ 602,368	\$ 485,806	\$ 388,951

***Sensitivity of the City's Proportionate Share of the Net OPEB Liability to Changes in the Health Care Cost Trend Rate -*** The total OPEB liability is based on a medical benefit that is a flat dollar amount; therefore, it is unaffected by a health care cost trend rate. An increase or decrease in the trend rate would have no effect on the total OPEB liability.

**NOTE 17 - BUDGETARY BASIS OF ACCOUNTING**

While reporting financial position, results of operations, and changes in fund balance on the basis of accounting principles generally accepted in the United States of America (GAAP), the budgetary basis as provided by law is based upon accounting for certain transactions on a basis of cash receipts and disbursements.

The statement of revenue, expenditures and changes in fund balance - budget and actual (non-GAAP budgetary basis) presented for the general fund, Street fund and Police fund are presented on the budgetary basis to provide a meaningful comparison of actual results with the budget. The major differences between the budget basis and the GAAP basis are that:

- (a) Revenues and other financing sources are recorded when received in cash (budget basis) as opposed to when susceptible to accrual (GAAP basis);
- (b) Expenditures and other financing uses are recorded when paid in cash (budget basis) as opposed to when the liability is incurred (GAAP basis);
- (c) In order to determine compliance with Ohio law, and to reserve that portion of the applicable appropriation, total outstanding encumbrances (budget basis) are recorded as the equivalent of an expenditure, as opposed to assigned or committed fund balance for that portion of outstanding encumbrances not already recognized as an account payable (GAAP basis);
- (d) Advances-in and advances-out are operating transactions (budget basis) as opposed to balance sheet transactions (GAAP basis);
- (e) Investments are reported at cost (budget basis) as opposed to fair value (GAAP basis); and,
- (f) Some funds are included in the general fund (GAAP basis), but have separate legally adopted budgets (budget basis).

**CITY OF PATASKALA, OHIO**

NOTES TO THE BASIC FINANCIAL STATEMENTS  
FOR THE YEAR ENDED DECEMBER 31, 2020

**NOTE 17 - BUDGETARY BASIS OF ACCOUNTING – (Continued)**

The following table summarizes the adjustments necessary to reconcile the GAAP basis statements (as reported in the fund financial statements) to the budgetary basis statements for all governmental funds for which a budgetary basis statement is presented:

	<b>Net Change in Fund Balance</b>		
	<u><b>General Fund</b></u>	<u><b>Street Fund</b></u>	<u><b>Police Fund</b></u>
<b>Budget basis</b>	\$ 409,665	\$ (1,552,978)	\$ 815,462
Net adjustment for revenue accruals	9,410	(11,110)	(31,794)
Net adjustment for expenditure accruals	39,049	967,093	34,259
Net adjustment for other sources/uses	(16,894)	172,887	(4,411)
Funds budgeted elsewhere	13,121	-	-
Adjustment for encumbrances	<u>230,517</u>	<u>554,555</u>	<u>190,601</u>
<b>GAAP basis</b>	<u><b>\$ 684,868</b></u>	<u><b>\$ 130,447</b></u>	<u><b>\$ 1,004,117</b></u>

Certain funds that are legally budgeted in separate special revenue funds are considered part of the general fund on a GAAP basis. This includes the unclaimed monies fund, recreation fund and sesquicentennial fund.

**NOTE 18 - CONTINGENCIES**

**A. Grants**

The City receives significant financial assistance from numerous federal and state agencies in the form of grants. The disbursement of funds received under these programs generally requires compliance with terms and conditions specified in the grant agreements and are subject to audit by the grantor agencies. Any disallowed claims resulting from such audits could become a liability of the general fund or other applicable funds. However, in the opinion of management, any such disallowed claims will not have a material effect on any of the financial statements of the individual fund types included herein or on the overall financial position of the City at December 31, 2020.

**B. Litigation**

The City is involved in various lawsuits. The City’s management and legal counsel is of the opinion that the ultimate disposition of various claims and legal proceedings will not have a material adverse effect on the financial condition of the City.

**C. Ohio Public Entity Consortium Healthcare Cooperative (OPEC-HC)**

The City was previously a member of the Ohio Public Entity Consortium Health Cooperative (OPEC-HC), a risk-sharing pool, which provided employee health care benefits. As of January 1, 2018, the City became a part of the Central Ohio Health Care Consortium (COHCC) to provide health care benefits. The City’s decision to change medical insurance networks resulted in the City assuming the liability for incurred but not reported (IBNR) claims. At the time of the report, the City is unable to determine the potential impact these claims will have on City in the future.

**CITY OF PATASKALA, OHIO**

NOTES TO THE BASIC FINANCIAL STATEMENTS  
FOR THE YEAR ENDED DECEMBER 31, 2020

**NOTE 19 - FUND BALANCE**

Fund balance is classified as nonspendable, restricted, committed, assigned and/or unassigned based primarily on the extent to which the City is bound to observe constraints imposed upon the use of resources in the governmental funds. The constraints placed on fund balance for the major governmental funds and all other governmental funds are presented below:

<u>Fund balance</u>	<u>General</u>	<u>Street Fund</u>	<u>Police Fund</u>	<u>Debt Service Fund</u>	<u>Nonmajor Governmental Funds</u>	<u>Total Governmental Funds</u>
Nonspendable:						
Materials and supplies inventory	\$ 4,493	\$ 165,010	\$ -	\$ -	\$ -	\$ 169,503
Prepays	29,880	22,099	35,048	-	455	87,482
Unclaimed monies	1,292	-	-	-	-	1,292
<b>Total Nonspendable</b>	<b>35,665</b>	<b>187,109</b>	<b>35,048</b>	<b>-</b>	<b>455</b>	<b>258,277</b>
Restricted:						
Debt service	-	-	-	368,039	-	368,039
Capital improvements	-	-	-	-	2,282,743	2,282,743
Transportation projects	-	3,261,142	-	-	1,031,628	4,292,770
Police	-	-	3,624,807	-	59,933	3,684,740
<b>Total Restricted</b>	<b>-</b>	<b>3,261,142</b>	<b>3,624,807</b>	<b>368,039</b>	<b>3,374,304</b>	<b>10,628,292</b>
Committed:						
Capital improvements	-	-	-	-	204,269	204,269
Community development programs	-	-	-	-	62,987	62,987
Parks and recreation	-	-	-	-	229,125	229,125
<b>Total Committed</b>	<b>-</b>	<b>-</b>	<b>-</b>	<b>-</b>	<b>496,381</b>	<b>496,381</b>
Assigned:						
Subsequent year appropriation	215,763	-	-	-	-	215,763
General government	120,805	-	-	-	-	120,805
Community environment	31,656	-	-	-	-	31,656
Leisure time activities	153,315	-	-	-	-	153,315
Other purposes	367	-	-	-	-	367
<b>Total Assigned</b>	<b>521,906</b>	<b>-</b>	<b>-</b>	<b>-</b>	<b>-</b>	<b>521,906</b>
Unassigned	1,864,406	-	-	-	-	1,864,406
<b>Total Fund Balances</b>	<b>\$ 2,421,977</b>	<b>\$ 3,448,251</b>	<b>\$ 3,659,855</b>	<b>\$ 368,039</b>	<b>\$ 3,871,140</b>	<b>\$ 13,769,262</b>

**CITY OF PATASKALA, OHIO**

NOTES TO THE BASIC FINANCIAL STATEMENTS  
FOR THE YEAR ENDED DECEMBER 31, 2020

**NOTE 20 - CONTRACTUAL COMMITMENTS**

As a result of various projects that were in progress at December 31, 2020, the City had the following outstanding contractual commitments at year end:

<u>Vendor</u>	<u>Contract Amount</u>	<u>Amount Paid</u>	<u>Amount Outstanding</u>
Hull & Associates, Inc.	\$ 285,270	\$ (134,088)	\$ 151,182
Glaus, Pyle, Schomer, Burns & DeHaven, Inc.	130,075	(81,631)	48,444
PRIME Construction Management & Survey Inc.	90,000	(76,536)	13,464
Shelly Company	967,066	(891,713)	75,353
Treasurer, State of Ohio	50,000	(35,036)	14,964
Spenco Excavating Inc.	92,600	(8,550)	84,050
Misc. One time purchase (Karr Park Improvement)	75,784	-	75,784
C.S. Electric & Excavating LLC	800,000	(756,963)	43,037
Kirk Bros. Co. Inc.	<u>1,172,980</u>	<u>(246,465)</u>	<u>926,515</u>
<b>Total</b>	<b><u>\$ 3,663,775</u></b>	<b><u>\$ (2,230,982)</u></b>	<b><u>\$ 1,432,793</u></b>

**NOTE 21 - OTHER COMMITMENTS**

The City utilizes encumbrance accounting as part of its budgetary controls. Encumbrances outstanding at year end may be reported as part of restricted, committed, or assigned classifications of fund balance. At year end, the City's commitments for encumbrances in the governmental funds were as follows:

<u>Fund</u>	<u>Year-End Encumbrances</u>
General fund	\$ 227,203
Street fund	489,724
Police fund	128,237
Capital improvements fund	81,623
Nonmajor governmental funds	<u>648,685</u>
<b>Total</b>	<b><u>\$ 1,575,472</u></b>

**NOTE 22 - COVID-19**

The United States and the State of Ohio declared a state of emergency in March of 2020 due to the COVID-19 pandemic. The financial impact of COVID-19 and the continuing emergency measures may impact subsequent periods of the City. The City's investment portfolio and the pension and other employee benefits plan in which the City participate fluctuates with market conditions, and due to market volatility, the amount of gains or losses that will be realized in subsequent periods, if any, cannot be determined. In addition, the impact on the City's future operating costs, revenues, and additional recovery from emergency funding, either federal or state, cannot be estimated.



THIS PAGE IS INTENTIONALLY LEFT BLANK

REQUIRED SUPPLEMENTARY INFORMATION

**CITY OF PATASKALA, OHIO**

SCHEDULES OF THE REQUIRED SUPPLEMENTARY INFORMATION

SCHEDULE OF THE CITY'S PROPORTIONATE SHARE OF  
THE NET PENSION LIABILITY/NET PENSION ASSET  
OHIO PUBLIC EMPLOYEES RETIREMENT SYSTEM (OPERS)

LAST SEVEN YEARS

	<u>2020</u>	<u>2019</u>	<u>2018</u>	<u>2017</u>
<i>Traditional Plan:</i>				
City's proportion of the net pension liability	0.011817%	0.011646%	0.011377%	0.011970%
City's proportionate share of the net pension liability	\$ 2,335,709	\$ 3,189,603	\$ 1,784,831	\$ 2,718,183
City's covered payroll	\$ 1,866,479	\$ 1,608,950	\$ 1,586,738	\$ 1,510,942
City's proportionate share of the net pension liability as a percentage of its covered payroll	125.14%	198.24%	112.48%	179.90%
Plan fiduciary net position as a percentage of the total pension liability	82.17%	74.70%	84.66%	77.25%
<i>Combined Plan:</i>				
City's proportion of the net pension asset	0.036682%	0.048226%	0.046440%	0.049484%
City's proportionate share of the net pension asset	\$ 76,492	\$ 53,928	\$ 63,220	\$ 27,541
City's covered payroll	\$ 163,293	\$ 206,257	\$ 190,192	\$ 171,058
City's proportionate share of the net pension asset as a percentage of its covered payroll	46.84%	26.15%	33.24%	16.10%
Plan fiduciary net position as a percentage of the total pension asset	145.28%	126.64%	137.28%	116.55%
<i>Member Directed Plan:</i>				
City's proportion of the net pension asset	0.000841%	0.000875%	0.000912%	0.001000%
City's proportionate share of the net pension asset	\$ 32	\$ 20	\$ 32	\$ 4
City's covered payroll	\$ 5,000	\$ 5,000	\$ 6,500	\$ 4,617
City's proportionate share of the net pension asset as a percentage of its covered payroll	0.64%	0.40%	0.49%	0.09%
Plan fiduciary net position as a percentage of the total pension asset	118.84%	113.42%	124.46%	103.40%

Note: Information prior to 2014 was unavailable. Schedule is intended to show information for 10 years. Additional years will be displayed as they become available.

Amounts presented for each fiscal year were determined as of the City's measurement date which is the prior year-end.

SEE ACCOMPANYING NOTES TO THE REQUIRED SUPPLEMENTARY INFORMATION



	<u>2016</u>	<u>2015</u>	<u>2014</u>
	0.011771%	0.010490%	0.010490%
\$	2,038,886	\$ 1,265,211	\$ 1,236,634
\$	1,488,875	\$ 1,257,250	\$ 1,367,477
	136.94%	100.63%	90.43%
	81.08%	86.45%	86.36%
	0.048940%	0.051772%	0.051772%
\$	23,815	\$ 19,933	\$ 5,432
\$	164,317	\$ 167,775	\$ 207,762
	14.49%	11.88%	2.61%
	116.90%	114.83%	104.56%
	n/a	n/a	n/a
	n/a	n/a	n/a
	n/a	n/a	n/a
	n/a	n/a	n/a
	n/a	n/a	n/a

**CITY OF PATASKALA, OHIO**

SCHEDULES OF THE REQUIRED SUPPLEMENTARY INFORMATION

SCHEDULE OF THE CITY'S PROPORTIONATE SHARE OF  
THE NET PENSION LIABILITY  
OHIO POLICE AND FIRE (OP&F) PENSION FUND

LAST SEVEN YEARS

	<u>2020</u>	<u>2019</u>	<u>2018</u>	<u>2017</u>
City's proportion of the net pension liability	0.04918190%	0.04957600%	0.04809100%	0.05008300%
City's proportionate share of the net pension liability	\$ 3,313,155	\$ 4,046,712	\$ 2,951,559	\$ 3,172,196
City's covered payroll	\$ 1,390,574	\$ 1,240,337	\$ 1,174,932	\$ 1,130,068
City's proportionate share of the net pension liability as a percentage of its covered payroll	238.26%	326.26%	251.21%	280.71%
Plan fiduciary net position as a percentage of the total pension liability	69.89%	63.07%	70.91%	68.36%

Note: Information prior to 2014 was unavailable. Schedule is intended to show information for 10 years. Additional years will be displayed as they become available.

Amounts presented for each fiscal year were determined as of the City's measurement date which is the prior year-end.

SEE ACCOMPANYING NOTES TO THE REQUIRED SUPPLEMENTARY INFORMATION

<u>2016</u>	<u>2015</u>	<u>2014</u>
0.04760300%	0.04466590%	0.04466590%
\$ 3,062,320	\$ 2,313,880	\$ 2,175,369
\$ 1,107,637	\$ 1,020,095	\$ 896,285
276.47%	226.83%	242.71%
66.77%	72.20%	73.00%

**CITY OF PATASKALA, OHIO**

SCHEDULES OF THE REQUIRED SUPPLEMENTARY INFORMATION

SCHEDULE OF CITY PENSION CONTRIBUTIONS  
OHIO PUBLIC EMPLOYEES RETIREMENT SYSTEM (OPERS)

LAST TEN YEARS

	<u>2020</u>	<u>2019</u>	<u>2018</u>	<u>2017</u>
<i>Traditional Plan:</i>				
Contractually required contribution	\$ 237,714	\$ 261,307	\$ 225,253	\$ 206,276
Contributions in relation to the contractually required contribution	<u>(237,714)</u>	<u>(261,307)</u>	<u>(225,253)</u>	<u>(206,276)</u>
Contribution deficiency (excess)	<u>\$ -</u>	<u>\$ -</u>	<u>\$ -</u>	<u>\$ -</u>
City's covered payroll	\$ 1,697,957	\$ 1,866,479	\$ 1,608,950	\$ 1,586,738
Contributions as a percentage of covered payroll	14.00%	14.00%	14.00%	13.00%
<i>Combined Plan:</i>				
Contractually required contribution	\$ 23,059	\$ 22,861	\$ 28,876	\$ 24,725
Contributions in relation to the contractually required contribution	<u>(23,059)</u>	<u>(22,861)</u>	<u>(28,876)</u>	<u>(24,725)</u>
Contribution deficiency (excess)	<u>\$ -</u>	<u>\$ -</u>	<u>\$ -</u>	<u>\$ -</u>
City's covered payroll	\$ 164,707	\$ 163,293	\$ 206,257	\$ 190,192
Contributions as a percentage of covered payroll	14.00%	14.00%	14.00%	13.00%
<i>Member Directed Plan:</i>				
Contractually required contribution	\$ 481	\$ 500	\$ 500	\$ 650
Contributions in relation to the contractually required contribution	<u>(481)</u>	<u>(500)</u>	<u>(500)</u>	<u>(650)</u>
Contribution deficiency (excess)	<u>\$ -</u>	<u>\$ -</u>	<u>\$ -</u>	<u>\$ -</u>
City's covered payroll	\$ 4,810	\$ 5,000	\$ 5,000	\$ 6,500
Contributions as a percentage of covered payroll	10.00%	10.00%	10.00%	10.00%

Note: Information prior to 2016 for the City's member directed plan was unavailable. Schedule is intended to show information for 10 years. Additional years will be displayed as they become available.

SEE ACCOMPANYING NOTES TO THE REQUIRED SUPPLEMENTARY INFORMATION

<u>2016</u>	<u>2015</u>	<u>2014</u>	<u>2013</u>	<u>2012</u>	<u>2011</u>
\$ 181,313	\$ 178,665	\$ 150,870	\$ 177,772	\$ 100,627	\$ 99,504
<u>(181,313)</u>	<u>(178,665)</u>	<u>(150,870)</u>	<u>(177,772)</u>	<u>(100,627)</u>	<u>(99,504)</u>
<u>\$ -</u>	<u>\$ -</u>	<u>\$ -</u>	<u>\$ -</u>	<u>\$ -</u>	<u>\$ -</u>
\$ 1,510,942	\$ 1,488,875	\$ 1,257,250	\$ 1,367,477	\$ 1,006,270	\$ 995,040
12.00%	12.00%	12.00%	13.00%	10.00%	10.00%
\$ 20,527	\$ 19,718	\$ 20,133	\$ 27,009	\$ 13,814	\$ 3,381
<u>(20,527)</u>	<u>(19,718)</u>	<u>(20,133)</u>	<u>(27,009)</u>	<u>(13,814)</u>	<u>(3,381)</u>
<u>\$ -</u>	<u>\$ -</u>	<u>\$ -</u>	<u>\$ -</u>	<u>\$ -</u>	<u>\$ -</u>
\$ 171,058	\$ 164,317	\$ 167,775	\$ 207,762	\$ 173,761	\$ 42,528
12.00%	12.00%	12.00%	13.00%	7.95%	7.95%
\$ 554					
<u>(554)</u>					
<u>\$ -</u>					
\$ 4,617					
12.00%					

**CITY OF PATASKALA, OHIO**

SCHEDULES OF THE REQUIRED SUPPLEMENTARY INFORMATION

SCHEDULE OF CITY PENSION CONTRIBUTIONS  
OHIO POLICE AND FIRE (OP&F) PENSION FUND

LAST TEN YEARS

	<u>2020</u>	<u>2019</u>	<u>2018</u>	<u>2017</u>
<i>Police:</i>				
Contractually required contribution	\$ 268,293	\$ 264,209	\$ 235,664	\$ 223,237
Contributions in relation to the contractually required contribution	<u>(268,293)</u>	<u>(264,209)</u>	<u>(235,664)</u>	<u>(223,237)</u>
Contribution deficiency (excess)	<u>\$ -</u>	<u>\$ -</u>	<u>\$ -</u>	<u>\$ -</u>
City's covered payroll	\$ 1,412,068	\$ 1,390,574	\$ 1,240,337	\$ 1,174,932
Contributions as a percentage of covered payroll	19.00%	19.00%	19.00%	19.00%

SEE ACCOMPANYING NOTES TO THE REQUIRED SUPPLEMENTARY INFORMATION

<u>2016</u>	<u>2015</u>	<u>2014</u>	<u>2013</u>	<u>2012</u>	<u>2011</u>
\$ 214,713	\$ 210,451	\$ 193,818	\$ 142,360	\$ 110,378	\$ 93,036
<u>(214,713)</u>	<u>(210,451)</u>	<u>(193,818)</u>	<u>(142,360)</u>	<u>(110,378)</u>	<u>(93,036)</u>
<u>\$ -</u>	<u>\$ -</u>	<u>\$ -</u>	<u>\$ -</u>	<u>\$ -</u>	<u>\$ -</u>
\$ 1,130,068	\$ 1,107,637	\$ 1,020,095	\$ 896,285	\$ 865,710	\$ 729,694
19.00%	19.00%	19.00%	15.88%	12.75%	12.75%

**CITY OF PATASKALA, OHIO**

SCHEDULES OF THE REQUIRED SUPPLEMENTARY INFORMATION

SCHEDULE OF THE CITY'S PROPORTIONATE SHARE OF  
THE NET OPEB LIABILITY  
OHIO PUBLIC EMPLOYEES RETIREMENT SYSTEM (OPERS)

LAST FOUR YEARS

	<u>2020</u>	<u>2019</u>	<u>2018</u>	<u>2017</u>
City's proportion of the net OPEB liability	0.012119%	0.012301%	0.011990%	0.012583%
City's proportionate share of the net OPEB liability	\$ 1,673,949	\$ 1,603,760	\$ 1,302,026	\$ 1,270,942
City's covered payroll	\$ 2,034,772	\$ 1,820,207	\$ 1,783,430	\$ 1,686,617
City's proportionate share of the net OPEB liability as a percentage of its covered payroll	82.27%	88.11%	73.01%	75.35%
Plan fiduciary net position as a percentage of the total OPEB liability	47.80%	46.33%	54.14%	54.05%

Note: Information prior to 2017 was unavailable. Schedule is intended to show information for 10 years. Additional years will be displayed as they become available.

Amounts presented for each fiscal year were determined as of the City's measurement date which is the prior year-end.

SEE ACCOMPANYING NOTES TO THE REQUIRED SUPPLEMENTARY INFORMATION



**CITY OF PATASKALA, OHIO**

SCHEDULES OF THE REQUIRED SUPPLEMENTARY INFORMATION

SCHEDULE OF THE CITY'S PROPORTIONATE SHARE OF  
THE NET OPEB LIABILITY  
OHIO POLICE AND FIRE (OP&F) PENSION FUND

LAST FOUR YEARS

	<u>2020</u>	<u>2019</u>	<u>2018</u>	<u>2017</u>
City's proportion of the net OPEB liability	0.04918190%	0.04957600%	0.04809100%	0.05008300%
City's proportionate share of the net OPEB liability	\$ 485,806	\$ 451,466	\$ 2,724,769	\$ 2,377,327
City's covered payroll	\$ 1,390,574	\$ 1,240,337	\$ 1,174,932	\$ 1,130,068
City's proportionate share of the net OPEB liability as a percentage of its covered payroll	34.94%	36.40%	231.91%	210.37%
Plan fiduciary net position as a percentage of the total OPEB liability	47.08%	46.57%	14.13%	15.96%

Note: Information prior to 2017 was unavailable. Schedule is intended to show information for 10 years. Additional years will be displayed as they become available.

Amounts presented for each fiscal year were determined as of the City's measurement date which is the prior year-end.

SEE ACCOMPANYING NOTES TO THE REQUIRED SUPPLEMENTARY INFORMATION

**CITY OF PATASKALA, OHIO**

SCHEDULES OF THE REQUIRED SUPPLEMENTARY INFORMATION

SCHEDULE OF CITY OPEB CONTRIBUTIONS  
OHIO PUBLIC EMPLOYEES RETIREMENT SYSTEM (OPERS)

LAST TEN YEARS

	<u>2020</u>	<u>2019</u>	<u>2018</u>	<u>2017</u>
Contractually required contribution	\$ 192	\$ 200	\$ 200	\$ 17,819
Contributions in relation to the contractually required contribution	<u>(192)</u>	<u>(200)</u>	<u>(200)</u>	<u>(17,819)</u>
Contribution deficiency (excess)	<u>\$ -</u>	<u>\$ -</u>	<u>\$ -</u>	<u>\$ -</u>
City's covered payroll	\$ 1,867,474	\$ 2,034,772	\$ 1,820,207	\$ 1,783,430
Contributions as a percentage of covered payroll	0.01%	0.01%	0.01%	1.00%

SEE ACCOMPANYING NOTES TO THE REQUIRED SUPPLEMENTARY INFORMATION

<u>2016</u>	<u>2015</u>	<u>2014</u>	<u>2013</u>	<u>2012</u>	<u>2011</u>
\$ 33,732	\$ 33,064	\$ 27,094	\$ 15,746	\$ 87,090	\$ 78,297
<u>(33,732)</u>	<u>(33,064)</u>	<u>(27,094)</u>	<u>(15,746)</u>	<u>(87,090)</u>	<u>(78,297)</u>
<u>\$ -</u>	<u>\$ -</u>	<u>\$ -</u>	<u>\$ -</u>	<u>\$ -</u>	<u>\$ -</u>
\$ 1,686,617	\$ 1,653,192	\$ 1,425,025	\$ 1,575,239	\$ 1,180,031	\$ 1,037,568
2.00%	2.00%	1.90%	1.00%	7.38%	7.55%

**CITY OF PATASKALA, OHIO**

SCHEDULES OF THE REQUIRED SUPPLEMENTARY INFORMATION

SCHEDULE OF CITY OPEB CONTRIBUTIONS  
OHIO POLICE AND FIRE (OP&F) PENSION FUND

LAST TEN YEARS

	<u>2020</u>	<u>2019</u>	<u>2018</u>	<u>2017</u>
<i>Police:</i>				
Contractually required contribution	\$ 7,060	\$ 6,953	\$ 6,202	\$ 5,875
Contributions in relation to the contractually required contribution	<u>(7,060)</u>	<u>(6,953)</u>	<u>(6,202)</u>	<u>(5,875)</u>
Contribution deficiency (excess)	<u>\$ -</u>	<u>\$ -</u>	<u>\$ -</u>	<u>\$ -</u>
City's covered payroll	\$ 1,412,068	\$ 1,390,574	\$ 1,240,337	\$ 1,174,932
Contributions as a percentage of covered payroll	0.50%	0.50%	0.50%	0.50%

SEE ACCOMPANYING NOTES TO THE REQUIRED SUPPLEMENTARY INFORMATION

<u>2016</u>	<u>2015</u>	<u>2014</u>	<u>2013</u>	<u>2012</u>	<u>2011</u>
\$ 5,803	\$ 5,688	\$ 4,921	\$ 34,237	\$ 58,435	\$ 49,254
<u>(5,803)</u>	<u>(5,688)</u>	<u>(4,921)</u>	<u>(34,237)</u>	<u>(58,435)</u>	<u>(49,254)</u>
<u>\$ -</u>	<u>\$ -</u>	<u>\$ -</u>	<u>\$ -</u>	<u>\$ -</u>	<u>\$ -</u>
\$ 1,130,068	\$ 1,107,637	\$ 1,020,095	\$ 896,285	\$ 865,710	\$ 729,694
0.50%	0.50%	0.50%	3.62%	6.75%	6.75%

CITY OF PATASKALA, OHIO

NOTES TO THE REQUIRED SUPPLEMENTARY INFORMATION  
FOR THE YEAR ENDED DECEMBER 31, 2020

PENSION

---

OHIO PUBLIC EMPLOYEES RETIREMENT SYSTEM (OPERS)

*Changes in benefit terms* : There were no changes in benefit terms from the amounts reported for 2014-2020.

*Changes in assumptions* : There were no changes in methods and assumptions used in the calculation of actuarial determined contributions for 2014-2016. For 2017, the following were the most significant changes of assumptions that affected the total pension liability since the prior measurement date: (a) reduction in the actuarially assumed rate of return from 8.00% down to 7.50%, (b) for defined benefit investments, decreasing the wage inflation from 3.75% to 3.25% and (c) changing the future salary increases from a range of 4.25%-10.05% to 3.25%-10.75%. There were no changes in assumptions for 2018. For 2019, the following were the most significant changes of assumptions that affected the total pension liability since the prior measurement date: (a) the assumed rate of return and discount rate were reduced from 7.50% down to 7.20%. There were no changes in assumptions for 2020.

OHIO POLICE AND FIRE (OP&F) PENSION FUND

*Changes in benefit terms* : There were no changes in benefit terms from the amounts reported for 2014-2020.

*Changes in assumptions* : There were no changes in methods and assumptions used in the calculation of actuarial determined contributions for 2014-2017. For 2018, the following were the most significant changes of assumptions that affected the total pension since the prior measurement date: (a) reduction in the actuarially assumed rate of return from 8.50% down to 8.00%, (b) changing the future salary increases from a range of 4.25%-11.00% to 3.75%-10.50%, (c) reduction in payroll increases from 3.75% down to 3.25%, (d) reduction in inflation assumptions from 3.25% down to 2.75% and (e) Cost of Living Adjustments (COLA) were reduced from 2.60% and 3.00% simple to 2.20% and 3.00% simple. There were no changes in assumptions for 2019-2020.

---

OTHER POSTEMPLOYMENT BENEFITS (OPEB)

---

OHIO PUBLIC EMPLOYEES RETIREMENT SYSTEM (OPERS)


*Changes in benefit terms* : There were no changes in benefit terms from the amounts reported for 2017-2020.

*Changes in assumptions* : There were no changes in methods and assumptions used in the calculation of actuarial determined contributions for 2017. For 2018, the following were the most significant changes of assumptions that affected the total OPEB liability since the prior measurement date: (a) reduction in the actuarially assumed rate of return from 4.23% down to 3.85%. For 2019, the following were the most significant changes of assumptions that affect the total OPEB liability since the prior measurement date: (a) the discount rate was increased from 3.85% up to 3.96%, (b) The investment rate of return was decreased from 6.50% percent down to 6.00%, (c) the municipal bond rate was increased from 3.31% up to 3.71% and (d) the health care cost trend rate was increased from 7.50%, initial/3.25%, ultimate in 2028 up to 10.00%, initial/3.25% ultimate in 2029. For 2020, the following were the most significant changes of assumptions that affect the total OPEB liability since the prior measurement date: (a) the discount rate was decreased from 3.96% up to 3.16%, (b) the municipal bond rate was decreased from 3.71% up to 2.75% and (c) the health care cost trend rate was increased from 10.50%, initial/3.25%, ultimate in 2029 up to 10.50%, initial/3.50% ultimate in 2030.

OHIO POLICE AND FIRE (OP&F) PENSION FUND

*Changes in benefit terms* : There were no changes in benefit terms from the amounts reported for 2017-2018. For 2019, OP&F changed its retiree health care model from a self-insured health care plan to a stipend-based health care model. There were no changes in benefit terms for 2020.

*Changes in assumptions* : There were no changes in methods and assumptions used in the calculation of actuarial determined contributions for 2017. For 2018, the following were the most significant changes of assumptions that affected the total OPEB liability since the prior measurement date: (a) DROP interest rate was reduced from 4.50% to 4.00%, (b) CPI-based COLA was reduced from 2.60% to 2.20%, (c) investment rate of return was reduced from 8.25% to 8.00%, (d) salary increases were reduced from 3.75% to 3.25% and (e) payroll growth was reduced from 3.75% to 3.25%. For 2019, the following were the most significant changes of assumptions that affect the total OPEB liability since the prior measurement date: (a) the discount rate was increased from 3.24% up to 4.66%. For 2020, the following were the most significant changes of assumptions that affect the total OPEB liability since the prior measurement date: (a) the discount rate was decreased from 4.66% up to 3.56%.



COMBINING STATEMENTS  
AND INDIVIDUAL FUND SCHEDULES

**CITY OF PATASKALA, OHIO**  
INDIVIDUAL FUND SCHEDULES  
FUND DESCRIPTIONS - GOVERNMENTAL FUNDS

**GENERAL FUND**

The general fund accounts for all financial resources except those required to be accounted for in another fund. The general fund balance is available to the City for any purpose provided it is expended or transferred according to the charter of the City and/or the general laws of Ohio.

**MAJOR FUNDS**

***Street Fund***

The street fund accounts for revenues generated from license and gasoline taxes that are restricted to be used on local roads within the City.

***Police Fund***

This fund accounts for tax and other revenues collected that are restricted for police operations.

***Debt Service Fund***

This fund accounts for income taxes that are restricted for the use of paying principal and interest.

**NONMAJOR SPECIAL REVENUE FUNDS**

Special revenue funds are used to account for and report the proceeds of specific revenue sources that are restricted or committed to expenditure for specific purposes other than debt service or capital projects. The term *proceeds of specific revenue sources* establishes that one or more specific restricted or committed revenues should be the foundation for a special revenue fund. The following are the special revenue funds which the City operates:

***State Highway Fund***

This fund accounts for the portion of state gasoline tax restricted for maintenance of state highways within the City.

***Ecological Preservation Fund***

This fund accounts for revenues received that are restricted for the use of preserving ecological projects within the City.

***Pataskala Corporate Park Joint Economic Development District (JEDD Income Tax) Fund***

This fund accounts for income taxes received from collections within the Pataskala Corporate Park which are restricted for improvements specifically within the Corporate Park.

***Permissive License Tax Fund***

This fund accounts for the \$5.00 license tax levied by the City of Pataskala and Licking County on each motor vehicle registered in the City. Money is restricted for planning, constructing, improving, maintaining, and repairing roads, streets and bridges within the City.

***Park Use Fund***

This fund accounts for developers' fees collected that are committed for capital improvements associated with the City's parks.

***Immobilization Fund***

This fund receives fines assessed from Mayor's Court for immobilized vehicles. Money is restricted for training and education purposes.

***Court Computer Fund***

This fund receives fines assessed from the City's Mayor's Court and are restricted to improve the court computer systems.



**CITY OF PATASKALA, OHIO**

**INDIVIDUAL FUND SCHEDULES  
FUND DESCRIPTIONS - GOVERNMENTAL FUNDS**

**NONMAJOR SPECIAL REVENUE FUNDS (CONTINUED)**

***Alcohol Enforcement and Education Fund***

Account for fines received by the City's Mayor's Court and are restricted to educate the public about laws governing the operation of motor vehicles while under the influence.

***Law Enforcement Trust Fund***

Accounts for fines generated in the prosecution of those in possession of contraband and any proceeds received from the sale of confiscated contraband. This money is restricted for any law enforcement activity.

***Pataskala Mobile Home Park Fund***

This fund accounts for a donation received that are committed for maintenance of the storm sewer line underlying the railroad tracks within the City.

***Indigent Driver Interlock Fund***

This fund accounts for fine and forfeitures that are restricted for expenditures related to indigent drivers.

***Law Enforcement Training Fund***

This fund accounts for federal and state grant dollars that are restricted for the purpose of training police officers in the City.

***Payment in Lieu Fund***

This fund accounts for resources provided by developers that are committed for further use. Developers provide funds to the City in lieu of installing sidewalks, planting trees, etc.

***Local Coronavirus Relief Fund***

This fund is used to account for grant money received under the Coronavirus Aid, Relief, and Economic Security Act (CARES Act) that is restricted for use on items related to the COVID-19 pandemic. These include payroll expenditures, reimbursements for the purchase of supplies and other costs incurred during the pandemic.

***Fire Escrow Fund***

This fund is used to account for funds for insurance payments received and disbursed as agent relative to fire damages incurred by City property owners.

***Vendor Bond & Escrow Fund***

This fund is used to account for funds received as deposits from vendors doing business within the city.

The following funds are included in the general fund (GAAP basis), but have separate legally adopted budgets (budget basis):

***Unclaimed Monies Fund***

This fund is used to account for resources that are unclaimed monies that have not been distributed. The fund balance of this fund is nonspendable.

***Recreation Fund***

This fund accounts for fees charged for recreational activities and is used for park and recreation purposes.

***Sesquicentennial Fund***

This fund receives grants and donations to be used for historical activities and programs within the City.

***Payroll Clearing Fund***

To account for money held related to employee and employer payroll items due to others. This fund does not require a budget, therefore no budgetary statement is presented.

The following fund is included in the police fund (GAAP basis), but has a separate legally adopted budget (budget basis):

***Police K-9 Unit Fund***

This fund receives grants and donations for the upkeep, care, and maintenance of the City's investigative police dog.

**CITY OF PATASKALA, OHIO**  
INDIVIDUAL FUND SCHEDULES  
FUND DESCRIPTIONS - GOVERNMENTAL FUNDS

**NONMAJOR CAPITAL PROJECTS FUNDS**

Capital project funds are used to account for and report financial resources that are restricted, committed or assigned to expenditure for capital outlays, including the acquisition or construction of capital facilities and other capital assets. Capital project funds exclude those types of capital-related outflows financed by proprietary funds or for assets that will be held in trust for individuals, private organizations, or other governments. The following is a description of all nonmajor capital project funds:

**Nonmajor Capital Projects Funds**

***Capital Improvements Fund***

This fund is used to account for income taxes that are restricted for the purchase of equipment and to construct capital assets.

***Bond Improvements Fund***

This fund is used to account for bond or note proceeds that are restricted for the purchase of equipment and to construct capital assets.

***Issue II Fund***

This fund is used to account for transfers and intergovernmental revenues that are restricted for Issue II projects.

***State Route 310 Tax Increment Finance Equivalent Fund***

This fund accounts for tax incentive equivalent funds.

***Capital Facilities Fund***

This fund is used to account for rental income that is committed to various capital facilities projects in the City.

***Builder's Escrow Fund***

This fund is to account for money held for construction projects throughout the City.

CITY OF PATASKALA, OHIO

SCHEDULE OF REVENUES, EXPENDITURES AND CHANGES IN  
 FUND BALANCE - BUDGET AND ACTUAL (NON-GAAP BUDGETARY BASIS)  
**GENERAL FUND**  
 FOR THE YEAR ENDED DECEMBER 31, 2020

	<u>Budgeted Amounts</u>			<b>Variance with Final Budget Positive (Negative)</b>
	<u>Original</u>	<u>Final</u>	<u>Actual</u>	
<b>Revenues:</b>				
Real and Other Taxes	\$ 1,060,188	\$ 1,115,000	\$ 1,116,937	\$ 1,937
Licenses and Permits	233,300	301,150	303,537	2,387
Fines and Forfeitures	107,600	71,443	61,226	(10,217)
Intergovernmental	239,756	285,131	285,148	17
Special Assessments	2,500	500	460	(40)
Investment Income	25,462	30,000	27,356	(2,644)
Other	15,000	45,000	328,104	283,104
<b>Total Revenues</b>	<b>1,683,806</b>	<b>1,848,224</b>	<b>2,122,768</b>	<b>274,544</b>
<b>Expenditures:</b>				
<i>Current:</i>				
<u>General Government</u>				
General Government				
Salaries & related	46,522	60,492	22,445	38,047
Contractual services	253,013	250,516	232,717	17,799
General operating	84,031	135,036	109,204	25,832
<b>Total General Government</b>	<b>383,566</b>	<b>446,044</b>	<b>364,366</b>	<b>81,678</b>
Court & Legal				
Salaries & related	95,283	87,132	52,673	34,459
Contractual services	188,891	189,760	142,124	47,636
General operating	9,380	8,653	2,666	5,987
<b>Total Court &amp; Legal</b>	<b>293,554</b>	<b>285,545</b>	<b>197,463</b>	<b>88,082</b>
Executive & Legislative				
Salaries & related	157,610	156,230	146,191	10,039
Contractual services	9,500	9,500	7,523	1,977
General operating	45,331	41,480	17,676	23,804
<b>Total Executive &amp; Legislative</b>	<b>212,441</b>	<b>207,210</b>	<b>171,390</b>	<b>35,820</b>
Finance				
Salaries & related	46,111	45,344	33,265	12,079
Contractual services	37,806	38,860	33,712	5,148
General operating	26,639	26,076	12,045	14,031
<b>Total Finance</b>	<b>110,556</b>	<b>110,280</b>	<b>79,022</b>	<b>31,258</b>
Parks, Lands & Municipal Facilities				
Contractual services	74,936	67,777	66,166	1,611
General operating	182,911	163,119	134,709	28,410
Capital outlay	18,788	13,000	12,984	16
<b>Total Parks, Lands &amp; Municipal Facilities</b>	<b>276,635</b>	<b>243,896</b>	<b>213,859</b>	<b>30,037</b>
 <b>Total General Government</b>	 <b>1,276,752</b>	 <b>1,292,975</b>	 <b>1,026,100</b>	 <b>266,875</b>

--Continued

CITY OF PATASKALA, OHIO

SCHEDULE OF REVENUES, EXPENDITURES AND CHANGES IN  
 FUND BALANCE - BUDGET AND ACTUAL (NON-GAAP BUDGETARY BASIS)  
**GENERAL FUND (CONTINUED)**  
 FOR THE YEAR ENDED DECEMBER 31, 2020

	<u>Budgeted Amounts</u>		<u>Actual</u>	<u>Variance with Final Budget Positive (Negative)</u>
	<u>Original</u>	<u>Final</u>		
<u>Community Environment</u>				
General Government				
Salaries & related	390,288	380,106	362,407	17,699
Contractual services	21,581	13,650	10,340	3,310
General operating	57,739	52,994	37,991	15,003
<b>Total General Government</b>	<b>469,608</b>	<b>446,750</b>	<b>410,738</b>	<b>36,012</b>
<b>Total Community Environment</b>	<b>469,608</b>	<b>446,750</b>	<b>410,738</b>	<b>36,012</b>
<u>Leisure Time Activities</u>				
Parks, Lands & Municipal Facilities				
Salaries & related	69,778	69,370	66,384	2,986
Contractual services	32,918	27,518	26,764	754
General operating	80,429	70,805	63,117	7,688
<b>Total Parks, Lands &amp; Municipal Facilities</b>	<b>183,125</b>	<b>167,693</b>	<b>156,265</b>	<b>11,428</b>
<b>Total Leisure Time Activities</b>	<b>183,125</b>	<b>167,693</b>	<b>156,265</b>	<b>11,428</b>
<b>Total Expenditures</b>	<b>1,929,485</b>	<b>1,907,418</b>	<b>1,593,103</b>	<b>314,315</b>
<b>Excess (Deficiency) of Revenues Over (Under) Expenditures</b>	<b>(245,679)</b>	<b>(59,194)</b>	<b>529,665</b>	<b>588,859</b>
<b>Other Financing Sources (Uses):</b>				
Sale of assets	1,500	1,500	-	(1,500)
Transfers in	-	17,000	-	(17,000)
Transfers out	(95,000)	(120,000)	(120,000)	-
<b>Total Other Financing Sources (Uses)</b>	<b>(93,500)</b>	<b>(101,500)</b>	<b>(120,000)</b>	<b>(18,500)</b>
<b>Net Change in Fund Balance</b>	<b>(339,179)</b>	<b>(160,694)</b>	<b>409,665</b>	<b>570,359</b>
<b>Fund Balance at Beginning of Year</b>	1,438,128	1,438,128	1,438,128	-
<b>Prior Year Encumbrances Appropriated</b>	211,588	211,588	211,588	-
<b>Fund Balance at End of Year</b>	<b>\$ 1,310,537</b>	<b>\$ 1,489,022</b>	<b>\$ 2,059,381</b>	<b>\$ 570,359</b>

CITY OF PATASKALA, OHIO

SCHEDULE OF REVENUES, EXPENDITURES AND CHANGES IN  
FUND BALANCE - BUDGET AND ACTUAL (NON-GAAP BUDGETARY BASIS)

STREET FUND

FOR THE YEAR ENDED DECEMBER 31, 2020

	Budgeted Amounts		Actual	Variance with
	Original	Final		Final Budget Positive (Negative)
<b>Revenues:</b>				
Income taxes	\$ 1,873,534	\$ 1,845,260	\$ 1,846,404	\$ 1,144
Intergovernmental	1,116,830	994,700	1,071,639	76,939
Investment income	51,018	51,018	52,782	1,764
Charges for services	-	765	765	-
Other	30,000	42,047	42,087	40
<b>Total Revenues</b>	<b>3,071,382</b>	<b>2,933,790</b>	<b>3,013,677</b>	<b>79,887</b>
<b>Expenditures:</b>				
<i>Current:</i>				
<u>General Government</u>				
General Government				
Salaries & related	82,263	82,994	61,806	21,188
Contractual services	618,931	523,132	456,318	66,814
General operating	1,500	1,500	813	687
<b>Total General Government</b>	<b>702,694</b>	<b>607,626</b>	<b>518,937</b>	<b>88,689</b>
Court & Legal				
Contractual services	54,575	52,000	50,000	2,000
<b>Total Court &amp; Legal</b>	<b>54,575</b>	<b>52,000</b>	<b>50,000</b>	<b>2,000</b>
Finance				
Salaries & related	87,973	88,234	75,743	12,491
Contractual services	17,615	24,185	22,219	1,966
General operating	109,651	109,224	94,773	14,451
<b>Total Finance</b>	<b>215,239</b>	<b>221,643</b>	<b>192,735</b>	<b>28,908</b>
Parks, Lands & Municipal Facilities				
General operating	29,714	25,431	17,746	7,685
<b>Total Parks, Lands &amp; Municipal Facilities</b>	<b>29,714</b>	<b>25,431</b>	<b>17,746</b>	<b>7,685</b>
<b>Total General Government</b>	<b>1,002,222</b>	<b>906,700</b>	<b>779,418</b>	<b>127,282</b>
<u>Transportation</u>				
Public Service				
Salaries & related	942,814	910,879	811,343	99,536
Contractual services	264,284	253,303	204,127	49,176
General operating	404,951	372,521	276,418	96,103
Capital outlay	2,553,757	2,495,009	2,450,349	44,660
<b>Total Transportation</b>	<b>4,165,806</b>	<b>4,031,712</b>	<b>3,742,237</b>	<b>289,475</b>
<b>Total Expenditures</b>	<b>5,168,028</b>	<b>4,938,412</b>	<b>4,521,655</b>	<b>416,757</b>
<b>Excess of Expenditures Over Revenues</b>	<b>(2,096,646)</b>	<b>(2,004,622)</b>	<b>(1,507,978)</b>	<b>496,644</b>
<b>Other Financing Sources (Uses):</b>				
Transfers in	-	7,500	-	(7,500)
Transfers out	-	(45,000)	(45,000)	-
<b>Total Other Financing Sources (Uses)</b>	<b>-</b>	<b>(37,500)</b>	<b>(45,000)</b>	<b>(7,500)</b>
<b>Net Change in Fund Balance</b>	<b>(2,096,646)</b>	<b>(2,042,122)</b>	<b>(1,552,978)</b>	<b>489,144</b>
<b>Fund Balance at Beginning of Year</b>	<b>2,272,741</b>	<b>2,272,741</b>	<b>2,272,741</b>	<b>-</b>
<b>Prior Year Encumbrances Appropriated</b>	<b>1,615,023</b>	<b>1,615,023</b>	<b>1,615,023</b>	<b>-</b>
<b>Fund Balance at End of Year</b>	<b>\$ 1,791,118</b>	<b>\$ 1,845,642</b>	<b>\$ 2,334,786</b>	<b>\$ 489,144</b>

CITY OF PATASKALA, OHIO

SCHEDULE OF REVENUES, EXPENDITURES AND CHANGES IN  
 FUND BALANCE - BUDGET AND ACTUAL (NON-GAAP BUDGETARY BASIS)  
**POLICE FUND**  
 FOR THE YEAR ENDED DECEMBER 31, 2020

	Budgeted Amounts			Variance with Final Budget Positive (Negative)
	Original	Final	Actual	
<b>Revenues:</b>				
Income taxes	\$ 3,340,174	\$ 3,319,300	\$ 3,320,788	\$ 1,488
Charge for services	9,100	3,100	3,458	358
Fines and forfeitures	500	500	175	(325)
Intergovernmental	25,889	2,012	2,012	-
Investment income	12,263	37,500	38,842	1,342
Contributions and donations	-	-	800	800
Other	75,500	85,000	99,248	14,248
<b>Total Revenues</b>	<b>3,463,426</b>	<b>3,447,412</b>	<b>3,465,323</b>	<b>17,911</b>
<b>Expenditures:</b>				
<i>Current:</i>				
<u>General Government</u>				
General Government				
Salaries & related	6,728	6,728	-	6,728
Contractual services	119,157	118,308	56,832	61,476
General operating	10,195	10,000	410	9,590
<b>Total General Government</b>	<b>136,080</b>	<b>135,036</b>	<b>57,242</b>	<b>77,794</b>
Court & Legal				
Contractual services	53,383	52,008	52,008	-
<b>Total Court &amp; Legal</b>	<b>53,383</b>	<b>52,008</b>	<b>52,008</b>	<b>-</b>
Finance				
Salaries & related	87,971	88,332	75,848	12,484
Contractual services	17,536	24,185	22,348	1,837
General operating	193,670	193,243	169,720	23,523
<b>Total Finance</b>	<b>299,177</b>	<b>305,760</b>	<b>267,916</b>	<b>37,844</b>
Parks, Lands & Municipal Facilities				
Contractual services	27,163	27,100	22,980	4,120
General operating	82,621	65,933	29,073	36,860
Capital outlay	93	-	-	-
<b>Total Finance</b>	<b>109,877</b>	<b>93,033</b>	<b>52,053</b>	<b>40,980</b>
<b>Total General Government</b>	<b>598,517</b>	<b>585,837</b>	<b>429,219</b>	<b>156,618</b>
<u>Security of Persons &amp; Property</u>				
Police				
Salaries & related	2,478,578	2,552,818	1,754,133	798,685
Contractual services	30,883	24,895	21,956	2,939
General operating	340,850	270,879	190,742	80,137
Capital outlay	223,382	207,382	201,311	6,071
<b>Total Police</b>	<b>3,073,693</b>	<b>3,055,974</b>	<b>2,168,142</b>	<b>887,832</b>
<b>Total Security of Persons &amp; Property</b>	<b>3,073,693</b>	<b>3,055,974</b>	<b>2,168,142</b>	<b>887,832</b>
<b>Total Expenditures</b>	<b>3,672,210</b>	<b>3,641,811</b>	<b>2,597,361</b>	<b>1,044,450</b>
<b>Excess (Deficiency) of Revenues Over (Under) Expenditures</b>	<b>(208,784)</b>	<b>(194,399)</b>	<b>867,962</b>	<b>1,062,361</b>

--Continued

**CITY OF PATASKALA, OHIO**

SCHEDULE OF REVENUES, EXPENDITURES AND CHANGES IN  
 FUND BALANCE - BUDGET AND ACTUAL (NON-GAAP BUDGETARY BASIS)  
**POLICE FUND (CONTINUED)**  
 FOR THE YEAR ENDED DECEMBER 31, 2020

	<u>Budgeted Amounts</u>			<b>Variance with Final Budget Positive (Negative)</b>
	<u>Original</u>	<u>Final</u>	<u>Actual</u>	
<b>Other Financing Sources (Uses):</b>				
Sale of capital assets	\$ 500	\$ 500	\$ -	\$ (500)
Transfers in	-	4,750	-	(4,750)
Transfers out	(22,500)	(52,500)	(52,500)	-
<b>Total Other Financing Sources (Uses)</b>	<b>(22,000)</b>	<b>(47,250)</b>	<b>(52,500)</b>	<b>(5,250)</b>
<b>Net Change in Fund Balance</b>	<b>(230,784)</b>	<b>(241,649)</b>	<b>815,462</b>	<b>1,057,111</b>
<b>Fund Balance at Beginning of Year</b>	1,977,277	1,977,277	1,977,277	-
<b>Prior Year Encumbrances Appropriated</b>	236,589	236,589	236,589	-
<b>Fund Balance at End of Year</b>	<b>\$ 1,983,082</b>	<b>\$ 1,972,217</b>	<b>\$ 3,029,328</b>	<b>\$ 1,057,111</b>

CITY OF PATASKALA, OHIO

SCHEDULE OF REVENUES, EXPENDITURES AND CHANGES IN  
FUND BALANCE - BUDGET AND ACTUAL (NON-GAAP BUDGETARY BASIS)

DEBT SERVICE FUND

FOR THE YEAR ENDED DECEMBER 31, 2020

	Budgeted Amount		Actual	Variance with Final Budget Positive (Negative)
	Original	Final		
<b>Revenues:</b>				
Income taxes	\$ 753,057	\$ 888,601	\$ 889,063	\$ 462
Intergovernmental	1,250	-	-	-
Investment income	1,000	3,500	3,779	279
Other	-	2,650	2,669	19
<b>Total Revenues</b>	<b>755,307</b>	<b>894,751</b>	<b>895,511</b>	<b>760</b>
<b>Expenditures:</b>				
<i>Current:</i>				
<u>General government</u>				
Finance				
General operating	42,925	48,925	45,040	3,885
<b>Total Finance</b>	<b>42,925</b>	<b>48,925</b>	<b>45,040</b>	<b>3,885</b>
<b>Total General Government</b>	<b>42,925</b>	<b>48,925</b>	<b>45,040</b>	<b>3,885</b>
<i>Debt service:</i>				
Principal retirement	716,291	715,756	715,755	1
Interest and fiscal charges	287,071	287,071	287,023	48
<b>Total Debt Service</b>	<b>1,003,362</b>	<b>1,002,827</b>	<b>1,002,778</b>	<b>49</b>
<b>Total Expenditures</b>	<b>1,046,287</b>	<b>1,051,752</b>	<b>1,047,818</b>	<b>3,934</b>
<b>Excess of Expenditures Over Revenues</b>	<b>(290,980)</b>	<b>(157,001)</b>	<b>(152,307)</b>	<b>4,694</b>
<b>Other Financing Sources:</b>				
Transfers in	281,015	356,015	356,015	-
<b>Total Other Financing Sources</b>	<b>281,015</b>	<b>356,015</b>	<b>356,015</b>	<b>-</b>
<b>Net Change in Fund Balance</b>	<b>(9,965)</b>	<b>199,014</b>	<b>203,708</b>	<b>4,694</b>
<b>Fund Balance at Beginning of Year</b>	<b>77,797</b>	<b>77,797</b>	<b>77,797</b>	<b>-</b>
<b>Prior year encumbrances appropriated</b>	<b>535</b>	<b>535</b>	<b>535</b>	<b>-</b>
<b>Fund Balance at End of Year</b>	<b>\$ 68,367</b>	<b>\$ 277,346</b>	<b>\$ 282,040</b>	<b>\$ 4,694</b>




**CITY OF PATASKALA, OHIO**  
**COMBINING BALANCE SHEET**  
**NONMAJOR GOVERNMENTAL FUNDS**  
**DECEMBER 31, 2020**

	<b>Nonmajor Special Revenue Funds</b>	<b>Nonmajor Capital Projects Funds</b>	<b>Total Nonmajor Governmental Funds</b>
<b>Assets:</b>			
Equity in pooled cash and investments	\$ 1,131,513	\$ 3,271,715	\$ 4,403,228
Receivables (net of allowances of uncollectibles):			
Income taxes	-	45,543	45,543
Property and other taxes	20,614	-	20,614
Accounts	293	-	293
Accrued interest	1,088	1,663	2,751
Payment in lieu of taxes	-	248,896	248,896
Due from other governments	70,292	-	70,292
Prepayments	455	-	455
<u>Restricted assets:</u>			
Cash with fiscal and escrow agents	271,413	-	271,413
<b>Total Assets</b>	<b>\$ 1,495,668</b>	<b>\$ 3,567,817</b>	<b>\$ 5,063,485</b>
<b>Liabilities:</b>			
Accounts payable	\$ 19,722	\$ 17,046	\$ 36,768
Due to other governments	-	507	507
Unearned revenue	35,480	780,334	815,814
<b>Total Liabilities</b>	<b>55,202</b>	<b>797,887</b>	<b>853,089</b>
<b>Deferred Inflows of Resources:</b>			
Investment income not available	435	665	1,100
Income tax revenue not available	-	33,357	33,357
Intergovernmental revenue not available	55,903	-	55,903
PILOTs levied for the next fiscal year	-	248,896	248,896
<b>Total Deferred Inflows of Resources</b>	<b>56,338</b>	<b>282,918</b>	<b>339,256</b>
<b>Fund balances:</b>			
Nonspendable	455	-	455
Restricted	1,091,561	2,282,743	3,374,304
Committed	292,112	204,269	496,381
<b>Total Fund Balances</b>	<b>1,384,128</b>	<b>2,487,012</b>	<b>3,871,140</b>
<b>Total Liabilities, Deferred Inflows of Resources &amp; Fund Balances</b>	<b>\$ 1,495,668</b>	<b>\$ 3,567,817</b>	<b>\$ 5,063,485</b>

**CITY OF PATASKALA, OHIO**

COMBINING STATEMENT OF REVENUES, EXPENDITURES AND CHANGES IN FUND BALANCES  
**NONMAJOR GOVERNMENTAL FUNDS**  
 FOR THE YEAR ENDED DECEMBER 31, 2020

	<b>Nonmajor Special Revenue Funds</b>	<b>Nonmajor Capital Projects Funds</b>	<b>Total Nonmajor Governmental Funds</b>
<b>Revenues:</b>			
Income taxes	\$ -	\$ 104,249	\$ 104,249
Property and other taxes	272,021	-	272,021
Charges for services	78,500	-	78,500
Fines and forfeitures	4,153	-	4,153
Intergovernmental	960,640	253,199	1,213,839
Investment income	21,524	33,715	55,239
Rental income	-	100,212	100,212
Payments in lieu of taxes	-	246,744	246,744
Other	-	4,225	4,225
<b>Total Revenues</b>	<b>1,336,838</b>	<b>742,344</b>	<b>2,079,182</b>
<b>Expenditures:</b>			
<u>Current:</u>			
General government	51,586	-	51,586
Security of persons and property	676,091	-	676,091
Transportation	318,862	-	318,862
Leisure time activity	46,964	-	46,964
Capital outlay	13,072	338,268	351,340
<b>Total Expenditures</b>	<b>1,106,575</b>	<b>338,268</b>	<b>1,444,843</b>
<b>Excess of Revenues Over Expenditures</b>	<b>230,263</b>	<b>404,076</b>	<b>634,339</b>
<b>Other Financing Uses:</b>			
Transfers out	-	(258,515)	(258,515)
<b>Total Other Financing Uses</b>	<b>-</b>	<b>(258,515)</b>	<b>(258,515)</b>
<b>Net Change in Fund Balance</b>	<b>230,263</b>	<b>145,561</b>	<b>375,824</b>
<b>Fund Balance at Beginning of Year (Restated)</b>	<b>1,153,865</b>	<b>2,341,451</b>	<b>3,495,316</b>
<b>Fund Balance at End of Year</b>	<b>\$ 1,384,128</b>	<b>\$ 2,487,012</b>	<b>\$ 3,871,140</b>



THIS PAGE IS INTENTIONALLY LEFT BLANK

**CITY OF PATASKALA, OHIO**  
**COMBINING BALANCE SHEET**  
**NONMAJOR SPECIAL REVENUE FUNDS**  
**DECEMBER 31, 2020**

	<b>State Highway Fund</b>	<b>Ecological Preservation Fund</b>	<b>JEDD Income Tax Fund</b>	<b>Permissive License Tax Fund</b>
<b>Assets:</b>				
Equity in pooled cash and investments	\$ 262,299	\$ 1,000	\$ 1,781	\$ 478,365
Receivables (net of allowances of uncollectibles):				
Property and other taxes	-	-	-	20,614
Accounts	-	-	-	-
Accrued interest	289	-	-	527
Due from other governments	70,292	-	-	-
Prepayments	-	-	-	-
<u>Restricted assets:</u>				
Cash with fiscal and escrow agents	-	-	-	271,413
<b>Total Assets</b>	<b>\$ 332,880</b>	<b>\$ 1,000</b>	<b>\$ 1,781</b>	<b>\$ 770,919</b>
<b>Liabilities:</b>				
Accounts payable	\$ -	\$ -	\$ -	\$ 18,722
Unearned revenue	-	-	-	-
<b>Total Liabilities</b>	<b>-</b>	<b>-</b>	<b>-</b>	<b>18,722</b>
<b>Deferred Inflows of Resources:</b>				
Investment income not available	116	-	-	211
Intergovernmental revenue not available	55,903	-	-	-
<b>Total Deferred Inflows of Resources</b>	<b>56,019</b>	<b>-</b>	<b>-</b>	<b>211</b>
<b>Fund balances:</b>				
Nonspendable	-	-	-	-
Restricted	276,861	1,000	1,781	751,986
Committed	-	-	-	-
<b>Total Fund Balances</b>	<b>276,861</b>	<b>1,000</b>	<b>1,781</b>	<b>751,986</b>
<b>Total Liabilities, Deferred Inflows of Resources &amp; Fund Balances</b>	<b>\$ 332,880</b>	<b>\$ 1,000</b>	<b>\$ 1,781</b>	<b>\$ 770,919</b>

<u>Park Use Fund</u>	<u>Immobilization Fund</u>	<u>Court Computer Fund</u>	<u>Alcohol Enforcement and Education Fund</u>	<u>Law Enforcement Trust Fund</u>	<u>Pataskala Mobile Home Park Fund</u>
\$ 247,461	\$ 490	\$ 24,876	\$ 5,946	\$ 17,296	\$ 4,492
-	-	-	-	-	-
-	-	180	-	113	-
272	-	-	-	-	-
-	-	-	-	-	-
-	-	455	-	-	-
-	-	-	-	-	-
<u>\$ 247,733</u>	<u>\$ 490</u>	<u>\$ 25,511</u>	<u>\$ 5,946</u>	<u>\$ 17,409</u>	<u>\$ 4,492</u>
\$ 1,000	\$ -	\$ -	\$ -	\$ -	\$ -
17,500	-	-	-	-	-
<u>18,500</u>	-	-	-	-	-
108	-	-	-	-	-
-	-	-	-	-	-
<u>108</u>	-	-	-	-	-
-	-	455	-	-	-
-	490	25,056	5,946	17,409	-
229,125	-	-	-	-	4,492
<u>229,125</u>	<u>490</u>	<u>25,511</u>	<u>5,946</u>	<u>17,409</u>	<u>4,492</u>
<u>\$ 247,733</u>	<u>\$ 490</u>	<u>\$ 25,511</u>	<u>\$ 5,946</u>	<u>\$ 17,409</u>	<u>\$ 4,492</u>

-- Continued

CITY OF PATASKALA, OHIO

COMBINING BALANCE SHEET  
 NONMAJOR SPECIAL REVENUE FUNDS (CONTINUED)  
 DECEMBER 31, 2020

	<b>Indigent Drivers Interlock Fund</b>	<b>Law Enforcement Training Fund</b>	<b>Payment in Lieu Fund</b>	<b>Fire Escrow Fund</b>
<b><u>Assets:</u></b>				
Equity in pooled cash and investments	\$ 952	\$ 10,080	\$ 58,495	\$ 8,665
Receivables (net of allowances of uncollectibles):				
Property and other taxes	-	-	-	-
Accounts	-	-	-	-
Accrued interest	-	-	-	-
Due from other governments	-	-	-	-
Prepayments	-	-	-	-
<b><u>Restricted assets:</u></b>				
Cash with fiscal and escrow agents	-	-	-	-
<b>Total Assets</b>	<b>\$ 952</b>	<b>\$ 10,080</b>	<b>\$ 58,495</b>	<b>\$ 8,665</b>
<b><u>Liabilities:</u></b>				
Accounts payable	\$ -	\$ -	\$ -	\$ -
Unearned revenue	-	-	-	8,665
<b>Total Liabilities</b>	<b>-</b>	<b>-</b>	<b>-</b>	<b>8,665</b>
<b><u>Deferred Inflows of Resources:</u></b>				
Investment income not available	-	-	-	-
Intergovernmental revenue not available	-	-	-	-
<b>Total Deferred Inflows of Resources</b>	<b>-</b>	<b>-</b>	<b>-</b>	<b>-</b>
<b><u>Fund balances:</u></b>				
Nonspendable	-	-	-	-
Restricted	952	10,080	-	-
Committed	-	-	58,495	-
<b>Total Fund Balances</b>	<b>952</b>	<b>10,080</b>	<b>58,495</b>	<b>-</b>
<b>Total Liabilities, Deferred Inflows of Resources &amp; Fund Balances</b>	<b>\$ 952</b>	<b>\$ 10,080</b>	<b>\$ 58,495</b>	<b>\$ 8,665</b>

<b>Vendor Bond &amp; Escrow Fund</b>	<b>Total Nonmajor Special Revenue Funds</b>
\$ 9,315	\$ 1,131,513
-	20,614
-	293
-	1,088
-	70,292
-	455
-	271,413
<b>\$ 9,315</b>	<b>\$ 1,495,668</b>
\$ -	\$ 19,722
9,315	35,480
<b>9,315</b>	<b>55,202</b>
-	435
-	55,903
-	<b>56,338</b>
-	455
-	1,091,561
-	292,112
-	<b>1,384,128</b>
<b>\$ 9,315</b>	<b>\$ 1,495,668</b>

CITY OF PATASKALA, OHIO

COMBINING STATEMENT OF REVENUES, EXPENDITURES  
AND CHANGES IN FUND BALANCES  
**NONMAJOR SPECIAL REVENUE FUNDS**  
FOR THE YEAR ENDED DECEMBER 31, 2020

	<u>State Highway Fund</u>	<u>Ecological Preservation Fund</u>	<u>JEDD Income Tax Fund</u>	<u>Permissive License Tax Fund</u>
<b>Revenues:</b>				
Property and other taxes	\$ -	\$ -	\$ -	\$ 272,021
Charges for services	-	-	-	-
Fines and forfeitures	-	-	-	-
Intergovernmental	85,752	-	-	144,589
Investment income	5,839	-	-	10,154
<b>Total Revenues</b>	<b>91,591</b>	<b>-</b>	<b>-</b>	<b>426,764</b>
<b>Expenditures:</b>				
<u>Current:</u>				
General government	-	-	-	-
Security of persons and property	-	-	-	-
Transportation	39,435	-	-	272,314
Leisure time activity	-	-	-	-
Capital Outlay	-	-	-	13,072
<b>Total Expenditures</b>	<b>39,435</b>	<b>-</b>	<b>-</b>	<b>285,386</b>
<b>Net Change in Fund Balance</b>	<b>52,156</b>	<b>-</b>	<b>-</b>	<b>141,378</b>
<b>Fund Balance at Beginning of Year</b>	<b>224,705</b>	<b>1,000</b>	<b>1,781</b>	<b>610,608</b>
<b>Fund Balance at End of Year</b>	<b>\$ 276,861</b>	<b>\$ 1,000</b>	<b>\$ 1,781</b>	<b>\$ 751,986</b>



<u>Park Use Fund</u>	<u>Immobilization Fund</u>	<u>Court Computer Fund</u>	<u>Alcohol Enforcement and Education Fund</u>	<u>Law Enforcement Trust Fund</u>	<u>Pataskala Mobile Home Park Fund</u>
\$ -	\$ -	\$ -	\$ -	\$ -	\$ -
78,500	-	-	-	-	-
-	-	2,751	-	1,402	-
-	-	-	-	-	-
5,531	-	-	-	-	-
<b>84,031</b>	-	<b>2,751</b>	-	<b>1,402</b>	-
-	-	5,117	-	-	-
-	-	-	-	-	-
-	-	-	-	-	-
46,810	-	-	-	-	-
-	-	-	-	-	-
46,810	-	5,117	-	-	-
<b>37,221</b>	-	<b>(2,366)</b>	-	<b>1,402</b>	-
191,904	490	27,877	5,946	16,007	4,492
<b>\$ 229,125</b>	<b>\$ 490</b>	<b>\$ 25,511</b>	<b>\$ 5,946</b>	<b>\$ 17,409</b>	<b>\$ 4,492</b>

-- Continued

CITY OF PATASKALA, OHIO

COMBINING STATEMENT OF REVENUES, EXPENDITURES  
AND CHANGES IN FUND BALANCES  
NONMAJOR SPECIAL REVENUE FUNDS (CONTINUED)  
FOR THE YEAR ENDED DECEMBER 31, 2020

	<b>Indigent Drivers Interlock Fund</b>	<b>Law Enforcement Training Fund</b>	<b>Payment in Lieu Fund</b>	<b>Local Coronavirus Relief Fund</b>	<b>Total Nonmajor Special Revenue Funds</b>
<b>Revenues:</b>					
Property and other taxes	\$ -	\$ -	\$ -	\$ -	\$ 272,021
Charges for services	-	-	-	-	78,500
Fines and forfeitures	-	-	-	-	4,153
Intergovernmental	-	472	-	729,827	960,640
Investment income	-	-	-	-	21,524
<b>Total Revenues</b>	<b>-</b>	<b>472</b>	<b>-</b>	<b>729,827</b>	<b>1,336,838</b>
<b>Expenditures:</b>					
<u>Current:</u>					
General government	-	-	-	46,469	51,586
Security of persons and property	-	-	-	676,091	676,091
Transportation	-	-	-	7,113	318,862
Leisure time activity	-	-	-	154	46,964
Capital Outlay	-	-	-	-	13,072
<b>Total Expenditures</b>	<b>-</b>	<b>-</b>	<b>-</b>	<b>729,827</b>	<b>1,106,575</b>
<b>Net Change in Fund Balance</b>	<b>-</b>	<b>472</b>	<b>-</b>	<b>-</b>	<b>230,263</b>
<b>Fund Balance at Beginning of Year</b>	<b>952</b>	<b>9,608</b>	<b>58,495</b>	<b>-</b>	<b>1,153,865</b>
<b>Fund Balance at End of Year</b>	<b>\$ 952</b>	<b>\$ 10,080</b>	<b>\$ 58,495</b>	<b>\$ -</b>	<b>\$ 1,384,128</b>

**CITY OF PATASKALA, OHIO**

SCHEDULE OF REVENUES, EXPENDITURES AND CHANGES IN  
 FUND BALANCE - BUDGET AND ACTUAL (NON-GAAP BUDGETARY BASIS)  
**STATE HIGHWAY FUND**  
 FOR THE YEAR ENDED DECEMBER 31, 2020

	<u>Budgeted Amount</u>		<b>Variance with Final Budget Positive (Negative)</b>
	<u>Final</u>	<u>Actual</u>	
<b>Revenues:</b>			
Intergovernmental	\$ 81,000	\$ 86,889	\$ 5,889
Investment Income	4,000	3,872	(128)
<b>Total Revenues</b>	<b><u>85,000</u></b>	<b><u>90,761</u></b>	<b><u>5,761</u></b>
<b>Expenditures:</b>			
<i>Current:</i>			
<u>Transportation</u>			
Public Service			
Contractual services	55,000	46,000	9,000
General operating	27,118	18,318	8,800
<b>Total Public Service</b>	<b><u>82,118</u></b>	<b><u>64,318</u></b>	<b><u>17,800</u></b>
<b>Total Transportation</b>	<b><u>82,118</u></b>	<b><u>64,318</u></b>	<b><u>17,800</u></b>
<b>Total Expenditures</b>	<b><u>82,118</u></b>	<b><u>64,318</u></b>	<b><u>17,800</u></b>
<b>Net Change in Fund Balance</b>	<b>2,882</b>	<b>26,443</b>	<b>23,561</b>
<b>Fund Balance at Beginning of Year</b>	207,285	207,285	-
<b>Prior Year Encumbrances Appropriated</b>	<u>723</u>	<u>723</u>	-
<b>Fund Balance at End of Year</b>	<b><u>\$ 210,890</u></b>	<b><u>\$ 234,451</u></b>	<b><u>\$ 23,561</u></b>

**CITY OF PATASKALA, OHIO**

SCHEDULE OF REVENUES, EXPENDITURES AND CHANGES IN  
FUND BALANCE - BUDGET AND ACTUAL (NON-GAAP BUDGETARY BASIS)  
**ECOLOGICAL PRESERVATION FUND**  
FOR THE YEAR ENDED DECEMBER 31, 2020

	<u>Budgeted Amount</u>		<b>Variance with Final Budget Positive (Negative)</b>
	<u>Final</u>	<u>Actual</u>	<u></u>
<b>Fund Balance at Beginning of Year</b>	<u>\$ 1,000</u>	<u>\$ 1,000</u>	<u>\$ -</u>
<b>Fund Balance at End of Year</b>	<u><b>\$ 1,000</b></u>	<u><b>\$ 1,000</b></u>	<u><b>\$ -</b></u>

**CITY OF PATASKALA, OHIO**

**SCHEDULE OF REVENUES, EXPENDITURES AND CHANGES IN  
FUND BALANCE - BUDGET AND ACTUAL (NON-GAAP BUDGETARY BASIS)  
PATASKALA CORPORATE PARK JOINT ECONOMIC DEVELOPMENT DISTRICT (JEDD) FUND  
FOR THE YEAR ENDED DECEMBER 31, 2020**

	<u>Budgeted Amount</u>		Variance with Final Budget Positive (Negative)
	<u>Final</u>	<u>Actual</u>	
<b>Fund Balance at Beginning of Year</b>	<u>\$ 1,781</u>	<u>\$ 1,781</u>	<u>\$ -</u>
<b>Fund Balance at End of Year</b>	<u>\$ 1,781</u>	<u>\$ 1,781</u>	<u>\$ -</u>

CITY OF PATASKALA, OHIO

SCHEDULE OF REVENUES, EXPENDITURES AND CHANGES IN  
 FUND BALANCE - BUDGET AND ACTUAL (NON-GAAP BUDGETARY BASIS)  
**PERMISSIVE LICENSE TAX FUND**  
 FOR THE YEAR ENDED DECEMBER 31, 2020

	<u>Budgeted Amount</u>		<b>Variance with</b>
	<u>Final</u>	<u>Actual</u>	<b>Final Budget</b> <b>Positive</b> <b>(Negative)</b>
<b>Revenues:</b>			
Permissive taxes	\$ 273,500	\$ 273,510	\$ 10
Investment income	6,000	7,066	1,066
<b>Total Revenues</b>	<b>279,500</b>	<b>280,576</b>	<b>1,076</b>
<b>Expenditures:</b>			
<i>Current:</i>			
<u>Transportation</u>			
Public Service			
General operating	151,000	150,372	628
Capital outlay	199,647	199,594	53
<b>Total Public Service</b>	<b>350,647</b>	<b>349,966</b>	<b>681</b>
<b>Total Transportation</b>	<b>350,647</b>	<b>349,966</b>	<b>681</b>
<b>Total Expenditures</b>	<b>350,647</b>	<b>349,966</b>	<b>681</b>
<b>Net Change in Fund Balance</b>	<b>(71,147)</b>	<b>(69,390)</b>	<b>1,757</b>
<b>Fund Balance at Beginning of Year</b>	403,287	403,287	-
<b>Prior Year Encumbrances Appropriated</b>	61,316	61,316	-
<b>Fund Balance at End of Year</b>	<b>\$ 393,456</b>	<b>\$ 395,213</b>	<b>\$ 1,757</b>

**CITY OF PATASKALA, OHIO**

SCHEDULE OF REVENUES, EXPENDITURES AND CHANGES IN  
 FUND BALANCE - BUDGET AND ACTUAL (NON-GAAP BUDGETARY BASIS)  
**PARK USE FUND**  
 FOR THE YEAR ENDED DECEMBER 31, 2020

	<u>Budgeted Amount</u>		<b>Variance with Final Budget Positive (Negative)</b>
	<u>Final</u>	<u>Actual</u>	
<b>Revenues:</b>			
Charges for Services	\$ 87,500	\$ 89,500	\$ 2,000
Investment Income	3,500	3,680	180
<b>Total Revenues</b>	<b>91,000</b>	<b>93,180</b>	<b>2,180</b>
<b>Expenditures:</b>			
<i>Current:</i>			
<u>Leisure Time Activity</u>			
Recreation Improvement			
General operating	15,787	10,787	5,000
Contractual	12,000	11,110	890
Capital outlay	58,655	58,323	332
<b>Total Leisure Time Activity</b>	<b>86,442</b>	<b>80,220</b>	<b>6,222</b>
<b>Total Expenditures</b>	<b>86,442</b>	<b>80,220</b>	<b>6,222</b>
<b>Net Change in Fund Balance</b>	<b>4,558</b>	<b>12,960</b>	<b>8,402</b>
<b>Fund Balance at Beginning of Year</b>	190,459	190,459	-
<b>Prior year encumbrances appropriated</b>	6,787	6,787	-
<b>Fund Balance at End of Year</b>	<b>\$ 201,804</b>	<b>\$ 210,206</b>	<b>\$ 8,402</b>

**CITY OF PATASKALA, OHIO**

SCHEDULE OF REVENUES, EXPENDITURES AND CHANGES IN  
FUND BALANCE - BUDGET AND ACTUAL (NON-GAAP BUDGETARY BASIS)  
**IMMOBILIZATION FUND**  
FOR THE YEAR ENDED DECEMBER 31, 2020

	<u>Budgeted Amount</u>		<b>Variance with Final Budget Positive (Negative)</b>
	<u>Final</u>	<u>Actual</u>	<u></u>
<b>Fund Balance at Beginning of Year</b>	\$ 490	\$ 490	\$ -
<b>Fund Balance at End of Year</b>	<u>\$ 490</u>	<u>\$ 490</u>	<u>\$ -</u>



**CITY OF PATASKALA, OHIO**

SCHEDULE OF REVENUES, EXPENDITURES AND CHANGES IN  
 FUND BALANCE - BUDGET AND ACTUAL (NON-GAAP BUDGETARY BASIS)  
**COURT COMPUTER FUND**  
 FOR THE YEAR ENDED DECEMBER 31, 2020

	<u>Budgeted Amount</u>		<b>Variance with</b>
	<u>Final</u>	<u>Actual</u>	<b>Final Budget</b>
			<b>Positive</b>
			<b>(Negative)</b>
<b>Revenues:</b>			
Fines and forfeitures	\$ 2,000	\$ 2,821	\$ 821
<b>Total Revenues</b>	<b>2,000</b>	<b>2,821</b>	<b>821</b>
<b>Expenditures:</b>			
<i>Current:</i>			
<u>General Government</u>			
Court & Legal			
Contractual	5,000	4,996	4
General operating	3,000	400	2,600
<b>Total Court &amp; Legal</b>	<b>8,000</b>	<b>5,396</b>	<b>2,604</b>
<b>Total General Government</b>	<b>8,000</b>	<b>5,396</b>	<b>2,604</b>
<b>Total Expenditures</b>	<b>8,000</b>	<b>5,396</b>	<b>2,604</b>
<b>Net Change in Fund Balance</b>	<b>(6,000)</b>	<b>(2,575)</b>	<b>3,425</b>
<b>Fund Balance at Beginning of Year</b>	26,883	26,883	-
<b>Prior Year Encumbrances Appropriated</b>	400	400	-
<b>Fund Balance at End of Year</b>	<b>\$ 21,283</b>	<b>\$ 24,708</b>	<b>\$ 3,425</b>

**CITY OF PATASKALA, OHIO**

SCHEDULE OF REVENUES, EXPENDITURES AND CHANGES IN  
 FUND BALANCE - BUDGET AND ACTUAL (NON-GAAP BUDGETARY BASIS)  
**ALCOHOL ENFORCEMENT AND EDUCATION FUND**  
 FOR THE YEAR ENDED DECEMBER 31, 2020

	<u>Budgeted Amount</u>		<b>Variance with Final Budget Positive (Negative)</b>
	<u>Final</u>	<u>Actual</u>	
<b>Revenues:</b>			
Fines and forfeitures	\$ 1,000	\$ -	\$ (1,000)
<b>Total Revenues</b>	<u>1,000</u>	<u>-</u>	<u>(1,000)</u>
<b>Expenditures:</b>			
<i>Current:</i>			
<u>Security of Persons &amp; Property</u>			
Police			
Municipal court			
Salaries & related	1,500	-	1,500
<b>Total Police</b>	<u>1,500</u>	<u>-</u>	<u>1,500</u>
<b>Total Security of Persons &amp; Property</b>	<u>1,500</u>	<u>-</u>	<u>1,500</u>
<b>Total Expenditures</b>	<u>1,500</u>	<u>-</u>	<u>1,500</u>
<b>Net Change in Fund Balance</b>	<b>(500)</b>	<b>-</b>	<b>500</b>
<b>Fund Balance at Beginning of Year</b>	5,946	5,946	-
<b>Fund Balance at End of Year</b>	<u><u>\$ 5,446</u></u>	<u><u>\$ 5,946</u></u>	<u><u>\$ 500</u></u>

**CITY OF PATASKALA, OHIO**

SCHEDULE OF REVENUES, EXPENDITURES AND CHANGES IN  
 FUND BALANCE - BUDGET AND ACTUAL (NON-GAAP BUDGETARY BASIS)  
**LAW ENFORCEMENT TRUST FUND**  
 FOR THE YEAR ENDED DECEMBER 31, 2020

	<u>Budgeted Amount</u>		<b>Variance with</b>
	<u>Final</u>	<u>Actual</u>	<b>Final Budget</b>
			<b>Positive</b>
			<b>(Negative)</b>
<b>Revenues:</b>			
Fines and forfeitures	\$ 1,000	\$ 1,374	\$ 374
<b>Total Revenues</b>	<b>1,000</b>	<b>1,374</b>	<b>374</b>
<b>Expenditures:</b>			
<i>Current:</i>			
<u>Security of Persons &amp; Property</u>			
Police			
General operating	4,000	-	4,000
<b>Total Police</b>	<b>4,000</b>	<b>-</b>	<b>4,000</b>
<b>Total Security of Persons &amp; Property</b>	<b>4,000</b>	<b>-</b>	<b>4,000</b>
<b>Total Expenditures</b>	<b>4,000</b>	<b>-</b>	<b>4,000</b>
<b>Net Change in Fund Balance</b>	<b>(3,000)</b>	<b>1,374</b>	<b>4,374</b>
<b>Fund Balance at Beginning of Year</b>	<b>15,922</b>	<b>15,922</b>	<b>-</b>
<b>Fund Balance at End of Year</b>	<b>\$ 12,922</b>	<b>\$ 17,296</b>	<b>\$ 4,374</b>

**CITY OF PATASKALA, OHIO**

SCHEDULE OF REVENUES, EXPENDITURES AND CHANGES IN  
FUND BALANCE - BUDGET AND ACTUAL (NON-GAAP BUDGETARY BASIS)  
**PATASKALA MOBILE HOME PARK FUND**  
FOR THE YEAR ENDED DECEMBER 31, 2020

	<u>Budgeted Amount</u>		<b>Variance with Final Budget Positive (Negative)</b>
	<u>Final</u>	<u>Actual</u>	<u>(Negative)</u>
<b>Fund Balance at Beginning of Year</b>	\$ 4,492	\$ 4,492	\$ -
<b>Fund Balance at End of Year</b>	<u>\$ 4,492</u>	<u>\$ 4,492</u>	<u>\$ -</u>

**CITY OF PATASKALA, OHIO**

SCHEDULE OF REVENUES, EXPENDITURES AND CHANGES IN  
FUND BALANCE - BUDGET AND ACTUAL (NON-GAAP BUDGETARY BASIS)  
**INDIGENT DRIVER INTERLOCK FUND**  
FOR THE YEAR ENDED DECEMBER 31, 2020

	<u>Budgeted Amount</u>		<b>Variance with Final Budget Positive (Negative)</b>
	<u>Final</u>	<u>Actual</u>	<u></u>
<b>Fund Balance at Beginning of Year</b>	<u>\$ 952</u>	<u>\$ 952</u>	<u>\$ -</u>
<b>Fund Balance at End of Year</b>	<u><u>\$ 952</u></u>	<u><u>\$ 952</u></u>	<u><u>\$ -</u></u>

**CITY OF PATASKALA, OHIO**

SCHEDULE OF REVENUES, EXPENDITURES AND CHANGES IN  
 FUND BALANCE - BUDGET AND ACTUAL (NON-GAAP BUDGETARY BASIS)  
**LAW ENFORCEMENT TRAINING FUND**  
 FOR THE YEAR ENDED DECEMBER 31, 2020

	<u>Budgeted Amount</u>		<b>Variance with</b>
	<u>Final</u>	<u>Actual</u>	<b>Final Budget</b>
			<b>Positive</b>
			<b>(Negative)</b>
<b>Revenues:</b>			
Intergovernmental	\$ 500	\$ 472	\$ (28)
<b>Total Revenues</b>	<b>500</b>	<b>472</b>	<b>(28)</b>
<b>Net Change In Fund Balance</b>	<b>500</b>	<b>472</b>	<b>(28)</b>
<b>Fund Balance at Beginning of Year</b>	9,608	9,608	-
<b>Fund Balance at End of Year</b>	<b>\$ 10,108</b>	<b>\$ 10,080</b>	<b>\$ (28)</b>

**CITY OF PATASKALA, OHIO**

SCHEDULE OF REVENUES, EXPENDITURES AND CHANGES IN  
 FUND BALANCE - BUDGET AND ACTUAL (NON-GAAP BUDGETARY BASIS)  
**PAYMENT IN LIEU FUND**  
 FOR THE YEAR ENDED DECEMBER 31, 2020

	<u>Budgeted Amount</u>		<b>Variance with Final Budget Positive (Negative)</b>
	<u>Final</u>	<u>Actual</u>	
<b>Expenditures:</b>			
<i>Current:</i>			
<u>Transportation</u>			
Public Service			
Capital Outlay	\$ 65,000	\$ 65,000	\$ -
<b>Total Public Service</b>	<u>65,000</u>	<u>65,000</u>	<u>-</u>
<b>Total Transportation</b>	<u>65,000</u>	<u>65,000</u>	<u>-</u>
<b>Total Expenditures</b>	<u>65,000</u>	<u>65,000</u>	<u>-</u>
<b>Net Change In Fund Balance</b>	<b>(65,000)</b>	<b>(65,000)</b>	<b>-</b>
<b>Fund Balance at Beginning of Year</b>	14,387	14,387	-
<b>Prior year encumbrances appropriated</b>	<u>65,000</u>	<u>65,000</u>	<u>-</u>
<b>Fund Balance at End of Year</b>	<u><b>\$ 14,387</b></u>	<u><b>\$ 14,387</b></u>	<u><b>\$ -</b></u>

**CITY OF PATASKALA, OHIO**

SCHEDULE OF REVENUES, EXPENDITURES AND CHANGES IN  
 FUND BALANCE - BUDGET AND ACTUAL (NON-GAAP BUDGETARY BASIS)  
**LOCAL CORONAVIRUS RELIEF FUND**  
 FOR THE YEAR ENDED DECEMBER 31, 2020

	<u>Budgeted Amount</u>		<b>Variance with Final Budget Positive (Negative)</b>
	<u>Final</u>	<u>Actual</u>	
<b>Revenues:</b>			
Intergovernmental	\$ 763,571	\$ 729,827	\$ (33,744)
<b>Total Revenues</b>	<b>763,571</b>	<b>729,827</b>	<b>(33,744)</b>
<b>Expenditures:</b>			
<i>Current:</i>			
<u>General Government:</u>			
General Government			
General Operating	58,147	58,147	-
<b>Total General Government</b>	<b>58,147</b>	<b>58,147</b>	<b>-</b>
<b>Total General Government</b>	<b>58,147</b>	<b>58,147</b>	<b>-</b>
<u>Security of Persons &amp; Property</u>			
Police			
Salaries & related	705,424	671,680	33,744
<b>Total Police</b>	<b>705,424</b>	<b>671,680</b>	<b>33,744</b>
<b>Total Security of Persons &amp; Property</b>	<b>705,424</b>	<b>671,680</b>	<b>33,744</b>
<b>Total Expenditures</b>	<b>763,571</b>	<b>729,827</b>	<b>33,744</b>
<b>Net Change In Fund Balance</b>	-	-	-
<b>Fund Balance at Beginning of Year</b>	-	-	-
<b>Fund Balance at End of Year</b>	<b>\$ -</b>	<b>\$ -</b>	<b>\$ -</b>



**CITY OF PATASKALA, OHIO**

SCHEDULE OF REVENUES, EXPENDITURES AND CHANGES IN  
 FUND BALANCE - BUDGET AND ACTUAL (NON-GAAP BUDGETARY BASIS)  
**FIRE ESCROW FUND**  
 FOR THE YEAR ENDED DECEMBER 31, 2020

	<u>Budgeted Amount</u>		<b>Variance with Final Budget Positive (Negative)</b>
	<u>Final</u>	<u>Actual</u>	
<b>Revenues:</b>			
Other	\$ 22,300	\$ 22,297	\$ (3)
<b>Total Revenues</b>	<b>22,300</b>	<b>22,297</b>	<b>(3)</b>
<b>Expenditures:</b>			
<i>Current:</i>			
<u>General Government</u>			
General Government			
General Operating	102,000	99,297	2,703
<b>Total General Government</b>	<b>102,000</b>	<b>99,297</b>	<b>2,703</b>
<b>Total General Government</b>	<b>102,000</b>	<b>99,297</b>	<b>2,703</b>
<b>Total Expenditures</b>	<b>102,000</b>	<b>99,297</b>	<b>2,703</b>
<b>Net Change In Fund Balance</b>	<b>(79,700)</b>	<b>(77,000)</b>	<b>2,700</b>
<b>Fund Balance at Beginning of Year</b>	85,665	85,665	-
<b>Fund Balance at End of Year</b>	<b>\$ 5,965</b>	<b>\$ 8,665</b>	<b>\$ 2,700</b>

**CITY OF PATASKALA, OHIO**

SCHEDULE OF REVENUES, EXPENDITURES AND CHANGES IN  
 FUND BALANCE - BUDGET AND ACTUAL (NON-GAAP BUDGETARY BASIS)  
**VENDOR BOND & ESCROW FUND**  
 FOR THE YEAR ENDED DECEMBER 31, 2020

	<u>Budgeted Amount</u>		<b>Variance with Final Budget Positive (Negative)</b>
	<u>Final</u>	<u>Actual</u>	
<b>Revenues:</b>			
Other	\$ 10,000	\$ 4,000	\$ (6,000)
<b>Total Revenues</b>	<b>10,000</b>	<b>4,000</b>	<b>(6,000)</b>
<b>Expenditures:</b>			
<i>Current:</i>			
<u>General Government</u>			
General Government			
General Operating	18,465	15,965	2,500
<b>Total General Government</b>	<b>18,465</b>	<b>15,965</b>	<b>2,500</b>
<b>Total General Government</b>	<b>18,465</b>	<b>15,965</b>	<b>2,500</b>
<b>Total Expenditures</b>	<b>18,465</b>	<b>15,965</b>	<b>2,500</b>
<b>Net Change In Fund Balance</b>	<b>(8,465)</b>	<b>(11,965)</b>	<b>(3,500)</b>
<b>Fund Balance at Beginning of Year</b>	3,850	3,850	-
<b>Prior Year Encumbrances Appropriated</b>	8,965	8,965	-
<b>Fund Balance at End of Year</b>	<b>\$ 4,350</b>	<b>\$ 850</b>	<b>\$ (3,500)</b>

**CITY OF PATASKALA, OHIO**

SCHEDULE OF REVENUES, EXPENDITURES AND CHANGES IN  
 FUND BALANCE - BUDGET AND ACTUAL (NON-GAAP BUDGETARY BASIS)  
**UNCLAIMED MONIES FUND**  
 FOR THE YEAR ENDED DECEMBER 31, 2020

	<u>Budgeted Amount</u>		<b>Variance with Final Budget Positive (Negative)</b>
	<u>Final</u>	<u>Actual</u>	<u>(Negative)</u>
<b>Revenues:</b>			
Other	\$ 100	\$ -	\$ (100)
<b>Total Revenues</b>	<u>100</u>	<u>-</u>	<u>(100)</u>
<b>Net Change in Fund Balance</b>	<b>100</b>	<b>-</b>	<b>(100)</b>
<b>Fund Balance at Beginning of Year</b>	<u>1,292</u>	<u>1,292</u>	<u>-</u>
<b>Fund Balance at End of Year</b>	<u><u>\$ 1,392</u></u>	<u><u>\$ 1,292</u></u>	<u><u>\$ (100)</u></u>

CITY OF PATASKALA, OHIO

SCHEDULE OF REVENUES, EXPENDITURES AND CHANGES IN  
 FUND BALANCE - BUDGET AND ACTUAL (NON-GAAP BUDGETARY BASIS)  
**RECREATION FUND**  
 FOR THE YEAR ENDED DECEMBER 31, 2020

	<u>Budgeted Amount</u>		<b>Variance with</b>
	<u>Final</u>	<u>Actual</u>	<b>Final Budget</b> <b>Positive</b> <b>(Negative)</b>
<b>Revenues:</b>			
Charges for services	\$ 74,550	\$ 74,875	\$ 325
Investment income	2,350	2,211	(139)
Rental Income	5,000	4,905	(95)
Contributions and donations	10,200	10,155	(45)
Intergovernmental	500	500	-
Other	1,200	1,269	69
<b>Total Revenues</b>	<b>93,800</b>	<b>93,915</b>	<b>115</b>
<b>Expenditures:</b>			
<i>Current:</i>			
<u>Leisure Time Activities</u>			
Parks, Lands & Municipal Facilities			
Salaries & related	114,001	94,257	19,744
Contractual services	14,500	14,165	335
General operating	130,269	123,445	6,824
<b>Total Parks, Lands &amp; Municipal Facilities</b>	<b>258,770</b>	<b>231,867</b>	<b>26,903</b>
<b>Total Leisure Time Activities</b>	<b>258,770</b>	<b>231,867</b>	<b>26,903</b>
<b>Total Expenditures</b>	<b>258,770</b>	<b>231,867</b>	<b>26,903</b>
<b>Excess of Expenditures Over Revenues</b>	<b>(164,970)</b>	<b>(137,952)</b>	<b>27,018</b>
<b>Other Financing Sources:</b>			
Transfers in	120,500	120,000	(500)
<b>Total Other Financing Sources</b>	<b>120,500</b>	<b>120,000</b>	<b>(500)</b>
<b>Net Change in Fund Balance</b>	<b>(44,470)</b>	<b>(17,952)</b>	<b>26,518</b>
<b>Fund Balance at Beginning of Year</b>	<b>75,196</b>	<b>75,196</b>	<b>-</b>
<b>Prior Year Encumbrances Appropriated</b>	<b>7,636</b>	<b>7,636</b>	<b>-</b>
<b>Fund Balance at End of Year</b>	<b>\$ 38,362</b>	<b>\$ 64,880</b>	<b>\$ 26,518</b>

**CITY OF PATASKALA, OHIO**


SCHEDULE OF REVENUES, EXPENDITURES AND CHANGES IN  
FUND BALANCE - BUDGET AND ACTUAL (NON-GAAP BUDGETARY BASIS)  
**SESQUICENTENNIAL FUND**  
FOR THE YEAR ENDED DECEMBER 31, 2020

	<u>Budgeted Amount</u>		<b>Variance with Final Budget Positive (Negative)</b>
	<u>Final</u>	<u>Actual</u>	<u></u>
<b>Fund Balance at Beginning of Year</b>	<u>\$ 367</u>	<u>\$ 367</u>	<u>\$ -</u>
<b>Fund Balance at End of Year</b>	<u><u>\$ 367</u></u>	<u><u>\$ 367</u></u>	<u><u>\$ -</u></u>

**CITY OF PATASKALA, OHIO**

SCHEDULE OF REVENUES, EXPENDITURES AND CHANGES IN  
 FUND BALANCE - BUDGET AND ACTUAL (NON-GAAP BUDGETARY BASIS)  
**POLICE K-9 UNIT FUND**  
 FOR THE YEAR ENDED DECEMBER 31, 2020

	<u>Budgeted Amount</u>		<b>Variance with</b>
	<u>Final</u>	<u>Actual</u>	<b>Final Budget</b>
			<b>Positive</b>
			<b>(Negative)</b>
<b>Revenues:</b>			
Fines and forfeitures	\$ 1,000	\$ 556	\$ (444)
Contributions and donations	2,450	2,450	-
<b>Total Revenues</b>	<u>3,450</u>	<u>3,006</u>	<u>(444)</u>
<b>Net Change in Fund Balance</b>	<b>3,450</b>	<b>3,006</b>	<b>(444)</b>
<b>Fund Balance at Beginning of Year</b>	13,154	13,154	-
<b>Prior Year Encumbrances Appropriated</b>	<u>1,373</u>	<u>1,373</u>	<u>-</u>
<b>Fund Balance at End of Year</b>	<u>\$ 17,977</u>	<u>\$ 17,533</u>	<u>\$ (444)</u>



THIS PAGE IS INTENTIONALLY LEFT BLANK

**CITY OF PATASKALA, OHIO**  
**COMBINING BALANCE SHEET**  
**NONMAJOR CAPITAL PROJECTS FUNDS**  
**DECEMBER 31, 2020**

	<b>Capital Improvements Fund</b>	<b>Issue II Fund</b>	<b>State Route 310 TIF Fund</b>	<b>Capital Facilities Fund</b>
<b>Assets:</b>				
Equity in pooled cash and investments	\$ 1,467,819	\$ 51,072	\$ 708,676	\$ 208,931
Receivables (net of allowances of uncollectibles):				
Income taxes	45,543	-	-	-
Accrued interest	1,616	-	-	-
PILOTS	-	-	248,896	-
<b>Total Assets</b>	<b>\$ 1,514,978</b>	<b>\$ 51,072</b>	<b>\$ 957,572</b>	<b>\$ 208,931</b>
<b>Liabilities:</b>				
Accounts payable	\$ -	\$ -	\$ -	\$ -
Due to other governments	507	-	-	-
Unearned revenue	-	-	-	4,662
<b>Total Liabilities</b>	<b>507</b>	<b>-</b>	<b>-</b>	<b>4,662</b>
<b>Deferred Inflows of Resources:</b>				
Investment income not available	646	-	-	-
Income tax revenue not available	33,357	-	-	-
PILOTS levied for the next fiscal year	-	-	248,896	-
<b>Total Deferred Inflows of Resources</b>	<b>34,003</b>	<b>-</b>	<b>248,896</b>	<b>-</b>
<b>Fund Balances:</b>				
Restricted	1,480,468	51,072	708,676	-
Committed	-	-	-	204,269
<b>Total Fund Balances</b>	<b>1,480,468</b>	<b>51,072</b>	<b>708,676</b>	<b>204,269</b>
<b>Total Liabilities, Deferred Inflows of Resources &amp; Fund Balances</b>	<b>\$ 1,514,978</b>	<b>\$ 51,072</b>	<b>\$ 957,572</b>	<b>\$ 208,931</b>



<b>Bond Improvements Fund</b>	<b>Builders Escrow</b>	<b>Total Nonmajor Capital Projects Funds</b>
\$ 42,499	\$ 792,718	\$ 3,271,715
-	-	45,543
47	-	1,663
-	-	248,896
<b>\$ 42,546</b>	<b>\$ 792,718</b>	<b>\$ 3,567,817</b>
\$ -	\$ 17,046	\$ 17,046
-	-	507
-	775,672	780,334
-	<b>792,718</b>	<b>797,887</b>
19	-	665
-	-	33,357
-	-	248,896
<b>19</b>	<b>-</b>	<b>282,918</b>
42,527	-	2,282,743
-	-	204,269
<b>42,527</b>	<b>-</b>	<b>2,487,012</b>
<b>\$ 42,546</b>	<b>\$ 792,718</b>	<b>\$ 3,567,817</b>

CITY OF PATASKALA, OHIO

COMBINING STATEMENT OF REVENUES, EXPENDITURES  
AND CHANGES IN FUND BALANCES  
**NONMAJOR CAPITAL PROJECTS FUNDS**  
FOR THE YEAR ENDED DECEMBER 31, 2020

	<u>Capital Improvements Fund</u>	<u>Issue II Fund</u>	<u>State Route 310 TIF Fund</u>	<u>Capital Facilities Fund</u>
<b>Revenues:</b>				
Income taxes	\$ 104,249	\$ -	\$ -	\$ -
Intergovernmental	253,199	-	-	-
Investment income	33,145	-	-	-
Rental income	-	-	-	100,212
Payment in lieu of taxes	-	-	246,744	-
Other	4,225	-	-	-
<b>Total Revenues</b>	<b><u>394,818</u></b>	<b><u>-</u></b>	<b><u>246,744</u></b>	<b><u>100,212</u></b>
<b>Expenditures:</b>				
Capital outlay	316,423	6,568	15,277	-
<b>Total Expenditures</b>	<b><u>316,423</u></b>	<b><u>6,568</u></b>	<b><u>15,277</u></b>	<b><u>-</u></b>
<b>Excess (Deficiency) of Revenues Over (Under) Expenditures</b>	<b><u>78,395</u></b>	<b><u>(6,568)</u></b>	<b><u>231,467</u></b>	<b><u>100,212</u></b>
<b>Other Financing Sources Uses:</b>				
Transfers out	-	-	(108,515)	(150,000)
<b>Total Other Financing Uses</b>	<b><u>-</u></b>	<b><u>-</u></b>	<b><u>(108,515)</u></b>	<b><u>(150,000)</u></b>
<b>Net Change in Fund Balance</b>	<b>78,395</b>	<b>(6,568)</b>	<b>122,952</b>	<b>(49,788)</b>
<b>Fund Balance at Beginning of Year (Restated)</b>	<b><u>1,402,073</u></b>	<b><u>57,640</u></b>	<b><u>585,724</u></b>	<b><u>254,057</u></b>
<b>Fund Balance at End of Year</b>	<b><u>\$ 1,480,468</u></b>	<b><u>\$ 51,072</u></b>	<b><u>\$ 708,676</u></b>	<b><u>\$ 204,269</u></b>

<u>Bond Improvements Fund</u>	<u>Total Nonmajor Capital Projects Funds</u>
\$ -	\$ 104,249
-	253,199
570	33,715
-	100,212
-	246,744
-	4,225
<u>570</u>	<u>742,344</u>
-	338,268
-	<u>338,268</u>
<u>570</u>	<u>404,076</u>
-	(258,515)
-	<u>(258,515)</u>
570	145,561
41,957	2,341,451
<u>\$ 42,527</u>	<u>\$ 2,487,012</u>

**CITY OF PATASKALA, OHIO**

SCHEDULE OF REVENUES, EXPENDITURES AND CHANGES IN  
 FUND BALANCE - BUDGET AND ACTUAL (NON-GAAP BUDGETARY BASIS)  
**CAPITAL IMPROVEMENTS FUND**  
 FOR THE YEAR ENDED DECEMBER 31, 2020

	<u>Budgeted Amount</u>		<b>Variance with Final Budget Positive (Negative)</b>
	<u>Final</u>	<u>Actual</u>	
<b>Revenues:</b>			
Income tax	\$ 107,817	\$ 107,872	\$ 55
Investment income	22,800	23,393	593
Intergovernmental	198,204	253,199	54,995
Other	4,225	4,225	-
<b>Total Revenues</b>	<b>333,046</b>	<b>388,689</b>	<b>55,643</b>
<b>Expenditures:</b>			
Finance			
General operating	6,057	5,482	575
<b>Total Finance</b>	<b>6,057</b>	<b>5,482</b>	<b>575</b>
Park maintenance & administration			
General operating	10,000	9,685	315
Contractual services	1,200	1,200	-
Capital outlay	446,838	382,067	64,771
<b>Total Park Maintenance &amp; Administration</b>	<b>458,038</b>	<b>392,952</b>	<b>65,086</b>
<b>Total Capital Outlay</b>	<b>464,095</b>	<b>398,434</b>	<b>65,661</b>
<b>Total Expenditures</b>	<b>464,095</b>	<b>398,434</b>	<b>65,661</b>
<b>Net Change in Fund Balance</b>	<b>(131,049)</b>	<b>(9,745)</b>	<b>121,304</b>
<b>Fund Balance at Beginning of Year</b>	1,246,213	1,246,213	-
<b>Prior Year Encumbrances Appropriated</b>	132,345	132,345	-
<b>Fund Balance at End of Year</b>	<b>\$ 1,247,509</b>	<b>\$ 1,368,813</b>	<b>\$ 121,304</b>

**CITY OF PATASKALA, OHIO**

SCHEDULE OF REVENUES, EXPENDITURES AND CHANGES IN  
 FUND BALANCE - BUDGET AND ACTUAL (NON-GAAP BUDGETARY BASIS)  
**BOND IMPROVEMENTS FUND**  
 FOR THE YEAR ENDED DECEMBER 31, 2020

	<u>Budgeted Amount</u>		<b>Variance with</b>
	<u>Final</u>	<u>Actual</u>	<b>Final Budget</b>
			<b>Positive</b>
			<b>(Negative)</b>
<b>Revenues:</b>			
Investment income	\$ 500	\$ 297	\$ (203)
<b>Total Revenues</b>	<b>500</b>	<b>297</b>	<b>(203)</b>
<b>Expenditures:</b>			
<u>General government</u>			
General Government			
Capital outlay	254	254	-
<b>Total General Government</b>	<b>254</b>	<b>254</b>	<b>-</b>
<b>Total Capital Outlay</b>	<b>254</b>	<b>254</b>	<b>-</b>
<b>Total Expenditures</b>	<b>254</b>	<b>254</b>	<b>-</b>
<b>Net Change in Fund Balance</b>	<b>246</b>	<b>43</b>	<b>(203)</b>
<b>Fund Balance at Beginning of Year</b>	28,547	28,547	-
<b>Prior year encumbrances appropriated</b>	13,166	13,166	-
<b>Fund Balance at End of Year</b>	<b>\$ 41,959</b>	<b>\$ 41,756</b>	<b>\$ (203)</b>

**CITY OF PATASKALA, OHIO**

SCHEDULE OF REVENUES, EXPENDITURES AND CHANGES IN  
 FUND BALANCE - BUDGET AND ACTUAL (NON-GAAP BUDGETARY BASIS)  
**ISSUE II FUND**  
 FOR THE YEAR ENDED DECEMBER 31, 2020

	<u>Budgeted Amount</u>		<b>Variance with Final Budget Positive (Negative)</b>
	<u>Final</u>	<u>Actual</u>	
<b>Expenditures:</b>			
<u>Capital outlay</u>			
Public Service			
Contractual services	\$ 25,810	\$ 25,810	\$ -
<b>Total Public Service</b>	<b>25,810</b>	<b>25,810</b>	<b>-</b>
<b>Total Capital Outlay</b>	<b>25,810</b>	<b>25,810</b>	<b>-</b>
<b>Total Expenditures</b>	<b>25,810</b>	<b>25,810</b>	<b>-</b>
<b>Net Change in Fund Balance</b>	<b>(25,810)</b>	<b>(25,810)</b>	<b>-</b>
<b>Fund Balance at Beginning of Year</b>	31,831	31,831	-
<b>Prior year encumbrances appropriated</b>	25,809	25,809	-
<b>Fund Balance at End of Year</b>	<b>\$ 31,830</b>	<b>\$ 31,830</b>	<b>\$ -</b>

**CITY OF PATASKALA, OHIO**

SCHEDULE OF REVENUES, EXPENDITURES AND CHANGES IN  
 FUND BALANCE - BUDGET AND ACTUAL (NON-GAAP BUDGETARY BASIS)  
**STATE ROUTE 310 TAX INCREMENT FINANCE EQUIVALENT FUND**  
 FOR THE YEAR ENDED DECEMBER 31, 2020

	<u>Budgeted Amount</u>		<b>Variance with Final Budget Positive (Negative)</b>
	<u>Final</u>	<u>Actual</u>	
<b>Revenues:</b>			
Payment in lieu of taxes	\$ 246,750	\$ 246,744	\$ (6)
<b>Total Revenues</b>	<u>246,750</u>	<u>246,744</u>	<u>(6)</u>
<b>Expenditures:</b>			
Public Service			
Capital outlay	75,552	75,552	-
<b>Total Public Service</b>	<u>75,552</u>	<u>75,552</u>	<u>-</u>
Finance			
Contractual services	5,000	3,161	1,839
<b>Total Finance</b>	<u>5,000</u>	<u>3,161</u>	<u>1,839</u>
<b>Total Capital Outlay</b>	<u>80,552</u>	<u>78,713</u>	<u>1,839</u>
<b>Total Expenditures</b>	<u>80,552</u>	<u>78,713</u>	<u>1,839</u>
<b>Excess of Revenues Over Expenditures</b>	<u>166,198</u>	<u>168,031</u>	<u>1,833</u>
<b>Other Financing Uses:</b>			
Transfers out	(108,515)	(108,515)	-
<b>Total Other Financing Uses</b>	<u>(108,515)</u>	<u>(108,515)</u>	<u>-</u>
<b>Net Change in Fund Balance</b>	57,683	59,516	1,833
<b>Fund Balance at Beginning of Year</b>	530,571	530,571	-
<b>Prior Year Encumbrances Appropriated</b>	<u>75,552</u>	<u>75,552</u>	<u>-</u>
<b>Fund Balance at End of Year</b>	<u>\$ 663,806</u>	<u>\$ 665,639</u>	<u>\$ 1,833</u>

**CITY OF PATASKALA, OHIO**

SCHEDULE OF REVENUES, EXPENDITURES AND CHANGES IN  
 FUND BALANCE - BUDGET AND ACTUAL (NON-GAAP BUDGETARY BASIS)  
**CAPITAL FACILITIES FUND**  
 FOR THE YEAR ENDED DECEMBER 31, 2020

	<u>Budgeted Amount</u>		<b>Variance with Final Budget Positive (Negative)</b>
	<u>Final</u>	<u>Actual</u>	
<b>Revenues:</b>			
Rental Income	\$ 100,000	\$ 104,393	\$ 4,393
<b>Total Revenues</b>	<b>100,000</b>	<b>104,393</b>	<b>4,393</b>
<b>Excess of Revenues Over Expenditures</b>	<b>100,000</b>	<b>104,393</b>	<b>4,393</b>
<b>Other Financing Uses:</b>			
Transfers out	(150,000)	(150,000)	-
<b>Total Other Financing Uses</b>	<b>(150,000)</b>	<b>(150,000)</b>	<b>-</b>
<b>Net Change in Fund Balance</b>	<b>(50,000)</b>	<b>(45,607)</b>	<b>4,393</b>
<b>Fund Balance at Beginning of Year</b>	<b>254,538</b>	<b>254,538</b>	<b>-</b>
<b>Fund Balance at End of Year</b>	<b>\$ 204,538</b>	<b>\$ 208,931</b>	<b>\$ 4,393</b>



**CITY OF PATASKALA, OHIO**

SCHEDULE OF REVENUES, EXPENDITURES AND CHANGES IN  
 FUND BALANCE - BUDGET AND ACTUAL (NON-GAAP BUDGETARY BASIS)  
**BUILDER ESCROW FUND**  
 FOR THE YEAR ENDED DECEMBER 31, 2020

	<u>Budgeted Amount</u>		<b>Variance with Final Budget Positive (Negative)</b>
	<u>Final</u>	<u>Actual</u>	
<b>Revenues:</b>			
Other	\$ 525,000	\$ 503,138	\$ (21,862)
<b>Total Revenues</b>	<b>525,000</b>	<b>503,138</b>	<b>(21,862)</b>
<b>Expenditures:</b>			
<i>Current:</i>			
<u>General Government</u>			
General Government	100,000	100,000	
Contractual services	852,011	614,178	237,833
<b>Total Public Service</b>	<b>952,011</b>	<b>714,178</b>	<b>237,833</b>
<b>Total General Government</b>	<b>952,011</b>	<b>714,178</b>	<b>237,833</b>
<b>Net Change In Fund Balance</b>	<b>(427,011)</b>	<b>(211,040)</b>	<b>215,971</b>
<b>Fund Balance at Beginning of Year</b>	264,880	264,880	-
<b>Prior Year Encumbrances Appropriated</b>	302,011	302,011	-
<b>Fund Balance at End of Year</b>	<b>\$ 139,880</b>	<b>\$ 355,851</b>	<b>\$ 215,971</b>

**CITY OF PATASKALA, OHIO**  
INDIVIDUAL FUND SCHEDULES  
FUND DESCRIPTIONS - PROPRIETARY FUNDS

**ENTERPRISE FUNDS**

To account for the financing of costs (expenses, including depreciation) of providing goods or services to the general public on a continuing basis that are financed or recovered primarily through user charges.

**Major Enterprise Funds**

***Water Operations Fund***

This fund accounts for the provision of water treatment and distribution to its residential and commercial users located within the City.

***Water Capital Improvements Fund***

To account for revenues and expenses related to the expansion of water lines within the City. For GAAP reporting, this activity is reflected in the Water enterprise fund.

***Water Bond Improvements Fund***

To account for bond or notes issued that are used to improve the water infrastructure within the City. For GAAP reporting, this activity is reflected in the Water enterprise fund.

***Water Debt Service Fund***

To account for water revenue that is transferred from the water fund and used to retire bond principal, interest and related costs for water construction projects. For GAAP reporting, this activity is reflected in the Water enterprise fund.

***Sewer Operations Fund***

This fund accounts for the provision of sanitary sewer service to the residents and commercial users located within the City.

***Sewer Capital Improvements Fund***

To account for sewer revenue that is transferred from the sewer fund and debt proceeds used for construction projects and improvements. For GAAP reporting, this activity is reflected in the Sewer enterprise fund.

***Sewer Bond Improvements Fund***

To account for bond or notes issued that are used to improve the sewer infrastructure within the City. For GAAP reporting, this activity is reflected in the Sewer enterprise fund.

***Sewer Debt Service Fund***

To account for sewer revenue that is transferred from the water fund and used to retire bond principal, interest and related costs for sewer construction projects. For GAAP reporting, this activity is reflected in the Sewer enterprise fund.

***Oaks Assessment Fund***

To account for the activity of the special assessment in The Oaks subdivision associated with the construction of sanitary sewer line improvements. For GAAP reporting, this activity is reflected in the Sewer enterprise fund.

**CITY OF PATASKALA, OHIO**

SCHEDULE OF REVENUES, EXPENSES AND CHANGES IN  
 FUND EQUITY - BUDGET AND ACTUAL (NON-GAAP BUDGETARY BASIS)  
**WATER OPERATIONS FUND**  
 FOR THE YEAR ENDED DECEMBER 31, 2020

	<u>Budgeted Amount</u>		<u>Variance with Final Budget Positive (Negative)</u>
	<u>Final</u>	<u>Actual</u>	
<b>Operating Revenues:</b>			
Charges for services	\$ 1,287,219	\$ 1,349,754	\$ 62,535
Other operating revenues	25,000	19,972	(5,028)
<b>Total Operating Revenues</b>	<b>1,312,219</b>	<b>1,369,726</b>	<b>57,507</b>
<b>Operating Expenses:</b>			
General Government			
Salaries & related	82,883	56,917	25,966
Contractual services	114,178	61,226	52,952
General operating	4,000	410	3,590
<b>Total General Government</b>	<b>201,061</b>	<b>118,553</b>	<b>82,508</b>
Court & Legal			
Contractual services	52,000	35,001	16,999
<b>Total Court &amp; Legal</b>	<b>52,000</b>	<b>35,001</b>	<b>16,999</b>
Finance			
Salaries & related	70,464	60,705	9,759
Contractual services	25,196	16,484	8,712
General operating	2,853	1,951	902
<b>Total Finance</b>	<b>98,513</b>	<b>79,140</b>	<b>19,373</b>
Water Utility			
Salaries & related	543,947	484,359	59,588
Contractual services	180,551	167,210	13,341
General operating	472,186	412,853	59,333
Capital outlay	37,733	35,327	2,406
<b>Total Water Utility</b>	<b>1,234,417</b>	<b>1,099,749</b>	<b>134,668</b>
<b>Total Operating Expenses</b>	<b>1,585,991</b>	<b>1,332,443</b>	<b>253,548</b>
<b>Operating Income (Loss)</b>	<b>(273,772)</b>	<b>37,283</b>	<b>311,055</b>
<b>Nonoperating Revenues:</b>			
Investment income	10,800	14,648	3,848
<b>Total Nonoperating Revenues</b>	<b>10,800</b>	<b>14,648</b>	<b>3,848</b>
<b>Income (Loss) Before Transfers</b>	<b>(262,972)</b>	<b>51,931</b>	<b>314,903</b>
<b>Transfers:</b>			
Transfers in	5,125	-	(5,125)
<b>Net Change in Fund Equity</b>	<b>(257,847)</b>	<b>51,931</b>	<b>309,778</b>
<b>Fund Equity at Beginning of Year</b>	1,144,503	1,144,503	-
<b>Prior Year Encumbrances Appropriated</b>	182,795	182,795	-
<b>Fund Equity at End of Year</b>	<b>\$ 1,069,451</b>	<b>\$ 1,379,229</b>	<b>\$ 309,778</b>

**CITY OF PATASKALA, OHIO**

SCHEDULE OF REVENUES, EXPENSES AND CHANGES IN  
 FUND EQUITY - BUDGET AND ACTUAL (NON-GAAP BUDGETARY BASIS)  
**WATER CAPITAL IMPROVEMENTS FUND**  
 FOR THE YEAR ENDED DECEMBER 31, 2020

	<u>Budgeted Amount</u>		<u>Variance with Final Budget Positive (Negative)</u>
	<u>Final</u>	<u>Actual</u>	
<b>Operating Revenues:</b>			
Charges for services	\$ 899,240	\$ 1,078,304	\$ 179,064
<b>Total Operating Revenues</b>	<b>899,240</b>	<b>1,078,304</b>	<b>179,064</b>
<b>Operating Expenses:</b>			
General Government			
Contractual services	89,365	43,275	46,090
<b>Total General Government</b>	<b>89,365</b>	<b>43,275</b>	<b>46,090</b>
Water Utility			
Contractual services	270,000	209,023	60,977
Capital outlay	30,000	30,000	-
<b>Total Water Utility</b>	<b>300,000</b>	<b>239,023</b>	<b>60,977</b>
<b>Total Operating Expenses</b>	<b>389,365</b>	<b>282,298</b>	<b>107,067</b>
<b>Operating Income</b>	<b>509,875</b>	<b>796,006</b>	<b>286,131</b>
<b>Nonoperating revenues:</b>			
Investment income	22,190	23,718	1,528
<b>Total Nonoperating Revenues</b>	<b>22,190</b>	<b>23,718</b>	<b>1,528</b>
<b>Income Before Transfers</b>	<b>532,065</b>	<b>819,724</b>	<b>287,659</b>
<b>Transfers:</b>			
Transfers out	(600,000)	(600,000)	-
<b>Net Change in Fund Equity</b>	<b>(67,935)</b>	<b>219,724</b>	<b>287,659</b>
<b>Fund Equity at Beginning of Year</b>	<b>2,097,445</b>	<b>2,097,445</b>	<b>-</b>
<b>Prior Year Encumbrances Appropriated</b>	<b>4,380</b>	<b>4,380</b>	<b>-</b>
<b>Fund Equity at End of Year</b>	<b>\$ 2,033,890</b>	<b>\$ 2,321,549</b>	<b>\$ 287,659</b>

**CITY OF PATASKALA, OHIO**

**SCHEDULE OF REVENUES, EXPENSES AND CHANGES IN  
FUND EQUITY - BUDGET AND ACTUAL (NON-GAAP BUDGETARY BASIS)  
WATER BOND IMPROVEMENTS FUND  
FOR THE YEAR ENDED DECEMBER 31, 2020**

	<u>Budgeted Amount</u>		<b>Variance with Final Budget Positive (Negative)</b>
	<u>Final</u>	<u>Actual</u>	<u>(Negative)</u>
<b>Fund Equity at Beginning of Year</b>	<u>\$ 1</u>	<u>\$ 1</u>	<u>\$ -</u>
<b>Fund Equity at End of Year</b>	<u><u>\$ 1</u></u>	<u><u>\$ 1</u></u>	<u><u>\$ -</u></u>

**CITY OF PATASKALA, OHIO**

SCHEDULE OF REVENUES, EXPENSES AND CHANGES IN  
 FUND EQUITY - BUDGET AND ACTUAL (NON-GAAP BUDGETARY BASIS)  
**WATER DEBT SERVICE FUND**  
 FOR THE YEAR ENDED DECEMBER 31, 2020

	<u>Budgeted Amount</u>		<b>Variance with Final Budget Positive (Negative)</b>
	<u>Final</u>	<u>Actual</u>	
<b>Non-Operating Revenues (Expenses):</b>			
Investment income	\$ 6,500	\$ 5,591	\$ (909)
<u>Debt Service:</u>			
Principal	(380,000)	(380,000)	-
Interest and fiscal charges	<u>(209,490)</u>	<u>(209,443)</u>	47
<b>Total Debt Service</b>	<u>(589,490)</u>	<u>(589,443)</u>	47
<b>Total Non-Operating Revenues (Expenses)</b>	<u>(582,990)</u>	<u>(583,852)</u>	<u>(862)</u>
<b>Loss Before Transfers</b>	<u>(582,990)</u>	<u>(583,852)</u>	<u>(862)</u>
<b>Transfers:</b>			
Transfers in	<u>600,000</u>	<u>600,000</u>	-
<b>Net Change in Fund Equity</b>	<b>17,010</b>	<b>16,148</b>	<b>(862)</b>
<b>Fund Equity at Beginning of Year</b>	<u>37,556</u>	<u>37,556</u>	-
<b>Fund Equity at End of Year</b>	<u><b>\$ 54,566</b></u>	<u><b>\$ 53,704</b></u>	<u><b>\$ (862)</b></u>

CITY OF PATASKALA, OHIO

SCHEDULE OF REVENUES, EXPENSES AND CHANGES IN  
 FUND EQUITY - BUDGET AND ACTUAL (NON-GAAP BUDGETARY BASIS)  
**SEWER OPERATIONS FUND**  
 FOR THE YEAR ENDED DECEMBER 31, 2020

	<u>Budgeted Amount</u>		<u>Variance with Final Budget Positive (Negative)</u>
	<u>Final</u>	<u>Actual</u>	
<b>Operating Revenues:</b>			
Charges for services	\$ 1,408,063	\$ 1,546,967	\$ 138,904
Other operating revenues	15,000	15,508	508
<b>Total Operating Revenues</b>	<b>1,423,063</b>	<b>1,562,475</b>	<b>139,412</b>
<b>Operating Expenses:</b>			
General Government			
Salaries & related	82,182	56,190	25,992
Contractual services	80,282	54,651	25,631
General operating	2,500	410	2,090
<b>Total General Government</b>	<b>164,964</b>	<b>111,251</b>	<b>53,713</b>
Court & Legal			
Contractual services	42,500	35,001	7,499
<b>Total Court &amp; Legal</b>	<b>42,500</b>	<b>35,001</b>	<b>7,499</b>
Finance			
Salaries & related	70,695	60,736	9,959
Contractual services	25,496	18,136	7,360
General operating	2,853	873	1,980
<b>Total Finance</b>	<b>99,044</b>	<b>79,745</b>	<b>19,299</b>
Sewer Utility			
Salaries & related	531,461	406,578	124,883
Contractual services	367,029	335,614	31,415
General operating	386,168	321,328	64,840
Capital outlay	40,138	34,778	5,360
<b>Total Sewer Utility</b>	<b>1,324,796</b>	<b>1,098,298</b>	<b>226,498</b>
<b>Total Operating Expenses</b>	<b>1,631,304</b>	<b>1,324,295</b>	<b>307,009</b>
<b>Operating Income (Loss)</b>	<b>(208,241)</b>	<b>238,180</b>	<b>446,421</b>
<b>Non-Operating Revenues:</b>			
Investment income	32,500	31,221	(1,279)
<b>Total Non-Operating Revenues</b>	<b>32,500</b>	<b>31,221</b>	<b>(1,279)</b>
<b>Income (Loss) Before Transfers</b>	<b>(175,741)</b>	<b>269,401</b>	<b>445,142</b>
<b>Transfers:</b>			
Transfers in	5,125	-	(5,125)
Transfers out	(175,000)	(175,000)	-
<b>Net Change in Fund Equity</b>	<b>(345,616)</b>	<b>94,401</b>	<b>440,017</b>
<b>Fund Equity at Beginning of Year</b>	<b>2,512,158</b>	<b>2,512,158</b>	<b>-</b>
<b>Prior Year Encumbrances Appropriated</b>	<b>212,706</b>	<b>212,706</b>	<b>-</b>
<b>Fund Equity at End of Year</b>	<b>\$ 2,379,248</b>	<b>\$ 2,819,265</b>	<b>\$ 440,017</b>

**CITY OF PATASKALA, OHIO**

SCHEDULE OF REVENUES, EXPENSES AND CHANGES IN  
 FUND EQUITY - BUDGET AND ACTUAL (NON-GAAP BUDGETARY BASIS)  
**SEWER CAPITAL IMPROVEMENTS FUND**  
 FOR THE YEAR ENDED DECEMBER 31, 2020

	<u>Budgeted Amount</u>		<b>Variance with Final Budget Positive (Negative)</b>
	<u>Final</u>	<u>Actual</u>	
<b>Operating Revenues:</b>			
Charges for services	\$ 691,320	\$ 796,882	\$ 105,562
<b>Total Operating Revenues</b>	<b>691,320</b>	<b>796,882</b>	<b>105,562</b>
<b>Operating Expenses:</b>			
General Government			
Contractual services	40,000	-	40,000
<b>Total General Government</b>	<b>40,000</b>	<b>-</b>	<b>40,000</b>
Sewer Utility			
Capital outlay	1,403,335	1,403,334	1
<b>Total Sewer Utility</b>	<b>1,403,335</b>	<b>1,403,334</b>	<b>1</b>
<b>Total Operating Expenses</b>	<b>1,443,335</b>	<b>1,403,334</b>	<b>40,001</b>
<b>Operating Loss</b>	<b>(752,015)</b>	<b>(606,452)</b>	<b>145,563</b>
<b>Non-Operating Revenues:</b>			
Investment income	14,281	16,544	2,263
Loan proceeds	1,250,000	323,267	(926,733)
<b>Total Non-Operating Revenues</b>	<b>1,264,281</b>	<b>339,811</b>	<b>(924,470)</b>
<b>Income (Loss) Before Transfers</b>	<b>512,266</b>	<b>(266,641)</b>	<b>(778,907)</b>
<b>Transfers:</b>			
Transfers out	(425,000)	(425,000)	-
<b>Net Change in Fund Equity</b>	<b>87,266</b>	<b>(691,641)</b>	<b>(778,907)</b>
<b>Fund Equity at Beginning of Year</b>	1,304,252	1,304,252	-
<b>Prior Year Encumbrances Appropriated</b>	126,529	126,529	-
<b>Fund Equity at End of Year</b>	<b>\$ 1,518,047</b>	<b>\$ 739,140</b>	<b>\$ (778,907)</b>



**CITY OF PATASKALA, OHIO**

**SCHEDULE OF REVENUES, EXPENSES AND CHANGES IN  
FUND EQUITY - BUDGET AND ACTUAL (NON-GAAP BUDGETARY BASIS)  
SEWER BOND IMPROVEMENTS FUND  
FOR THE YEAR ENDED DECEMBER 31, 2020**

	<u>Budgeted Amount</u>		<b>Variance with Final Budget Positive (Negative)</b>
	<u>Final</u>	<u>Actual</u>	<u></u>
<b>Fund Equity at Beginning of Year</b>	<u>\$ 388</u>	<u>\$ 388</u>	<u>\$ -</u>
<b>Fund Equity at End of Year</b>	<u><b>\$ 388</b></u>	<u><b>\$ 388</b></u>	<u><b>\$ -</b></u>

**CITY OF PATASKALA, OHIO**

SCHEDULE OF REVENUES, EXPENSES AND CHANGES IN  
 FUND EQUITY - BUDGET AND ACTUAL (NON-GAAP BUDGETARY BASIS)  
**SEWER DEBT SERVICE FUND**  
 FOR THE YEAR ENDED DECEMBER 31, 2020

	<u>Budgeted Amount</u>		<b>Variance with Final Budget Positive (Negative)</b>
	<u>Final</u>	<u>Actual</u>	
<b>Non-Operating Revenues (Expenses):</b>			
Investment income	\$ 7,500	\$ 5,945	\$ (1,555)
<u>Debt Service:</u>			
Principal	(389,135)	(363,262)	25,873
Interest and fiscal charges	(139,504)	(139,432)	72
<b>Total Debt Service</b>	<u><b>(528,639)</b></u>	<u><b>(502,694)</b></u>	<u><b>25,945</b></u>
<b>Total Non-Operating Revenues (Expenses)</b>	<u><b>(521,139)</b></u>	<u><b>(496,749)</b></u>	<u><b>24,390</b></u>
<b>Loss Before Transfers</b>	<u><b>(521,139)</b></u>	<u><b>(496,749)</b></u>	<u><b>24,390</b></u>
<b>Transfers:</b>			
Transfers in	<u>600,000</u>	<u>600,000</u>	<u>-</u>
<b>Net Change in Fund Equity</b>	<b>78,861</b>	<b>103,251</b>	<b>24,390</b>
<b>Fund Equity at Beginning of Year</b>	16,608	16,608	-
<b>Prior year encumbrances appropriated</b>	<u>137,050</u>	<u>137,050</u>	<u>-</u>
<b>Fund Equity at End of Year</b>	<u><u><b>\$ 232,519</b></u></u>	<u><u><b>\$ 256,909</b></u></u>	<u><u><b>\$ 24,390</b></u></u>

**CITY OF PATASKALA, OHIO**

SCHEDULE OF REVENUES, EXPENSES AND CHANGES IN  
 FUND EQUITY - BUDGET AND ACTUAL (NON-GAAP BUDGETARY BASIS)  
**OAKS ASSESSMENT FUND**  
 FOR THE YEAR ENDED DECEMBER 31, 2020

	<u>Budgeted Amount</u>		<b>Variance with Final Budget Positive (Negative)</b>
	<u>Final</u>	<u>Actual</u>	
<b>Operating Revenues:</b>			
Special assessments	\$ 20,261	\$ 19,590	\$ (671)
<b>Total Operating Revenues</b>	<b>20,261</b>	<b>19,590</b>	<b>(671)</b>
<b>Operating Expenses:</b>			
Finance			
Contractual services	1,000	685	315
<b>Total Finance</b>	<b>1,000</b>	<b>685</b>	<b>315</b>
<b>Operating Income</b>	<b>19,261</b>	<b>18,905</b>	<b>(356)</b>
<b>Nonoperating Expenses:</b>			
Debt service:			
Principal	(17,810)	(17,810)	-
Interest and fiscal charges	(12,587)	(12,587)	-
Total debt service	(30,397)	(30,397)	-
<b>Total Nonoperating Expenses</b>	<b>(30,397)</b>	<b>(30,397)</b>	<b>-</b>
<b>Net Change in Fund Equity</b>	<b>(11,136)</b>	<b>(11,492)</b>	<b>(356)</b>
<b>Fund Equity at Beginning of Year</b>	14,956	14,956	-
<b>Prior year encumbrances appropriated</b>	10,133	10,133	-
<b>Fund Equity at End of Year</b>	<b>\$ 13,953</b>	<b>\$ 13,597</b>	<b>\$ (356)</b>

**CITY OF PATASKALA, OHIO**

*INDIVIDUAL FUND STATEMENT  
FUND DESCRIPTIONS - FIDUCIARY FUNDS*

*Custodial Funds*

Custodial funds are used to report fiduciary activities that are not required to be reported in a trust fund. The following are the City's custodial funds:

***Police Evidence & Cash Seizure Fund***

To account for money held from the seizure of funds related to criminal cases within the City.

***Mayor's Court Fund***

To account for assets received and disbursed by the Mayor's Court as agent or custodian related to various court matters and cases.

**CITY OF PATASKALA, OHIO**

COMBINING STATEMENT OF FIUCIARY NET POSITION  
CUSTODIAL FUNDS  
DECEMBER 31, 2020

	<b><u>Police Evidence &amp; Seizure Fund</u></b>
<b>Assets:</b>	
Equity in pooled cash and investments	\$ 18,161
<b>Total Assets</b>	<u>18,161</u>
<b>Net position:</b>	
Restricted for individuals, organizations and other governments	<u>18,161</u>
<b>Total Net Position</b>	<u><u>\$ 18,161</u></u>

**CITY OF PATASKALA, OHIO**

COMBINING STATEMENT OF CHANGES IN FIDUCIARY NET POSITION  
CUSTODIAL FUNDS  
FOR THE YEAR ENDED DECEMBER 31, 2020

	<u>Police Evidence &amp; Seizure Fund</u>	<u>Mayor's Court</u>	<u>Total</u>
<b>Additions:</b>			
Fines and forfeitures for other governments	<u>\$ 7,099</u>	<u>\$ 13,450</u>	<u>\$ 20,549</u>
<b>Total Additions</b>	<u>7,099</u>	<u>13,450</u>	<u>20,549</u>
<b>Deductions:</b>			
Fines and forfeitures distributions to other governments	<u>-</u>	<u>14,000</u>	<u>14,000</u>
<b>Total Deductions</b>	<u>-</u>	<u>14,000</u>	<u>14,000</u>
<b>Net Change in Fiduciary Net Position</b>	7,099	(550)	6,549
<b>Net position beginning of year</b>	<u>11,062</u>	<u>550</u>	<u>11,612</u>
<b>Net position end of year</b>	<u><u>\$ 18,161</u></u>	<u><u>\$ -</u></u>	<u><u>\$ 18,161</u></u>



**Statistical Section**  
**City of Pataskala | Annual Report**







CITY OF PATASKALA, OHIO

STATISTICAL SECTION  
TABLE OF CONTENTS

This part of the City of Pataskala's Comprehensive Annual Financial Report presents detailed information as a context for understanding what the information in the financial statements, note disclosures, and required supplementary information says about the City's overall financial health.

<b><u>Contents</u></b>	<b><u>Page</u></b>
<b>Financial Trends</b> These schedules contain trend information to help the reader understand how the City's financial performance and well-being have changed over time.	<b>220-229</b>
<b>Revenue Capacity</b> These schedules contain information to help the reader assess the City's most significant local revenue sources, the property tax and income tax.	<b>230-237</b>
<b>Debt Capacity</b> These schedules present information to help the reader assess the affordability of the City's current levels of outstanding debt and the City's ability to issue additional debt in the future.	<b>238-242</b>
<b>Demographic and Economic Information</b> These schedules offer demographic and economic indicators to help the reader understand the environment within which the City's financial activities take place.	<b>243-244</b>
<b>Operating Information</b> These schedules contain service and infrastructure data to help the reader understand how the information in the City's financial report relates to the services the City provides and the activities it performs.	<b>246-251</b>

**Sources:** Sources are noted on the individual schedules.

CITY OF PATASKALA, OHIO

NET POSITION BY COMPONENT  
LAST TEN YEARS

(accrual basis of accounting)

	<u>2020</u>	<u>2019</u>	<u>2018</u>	<u>2017</u> <sup>(2)</sup>
<b><u>Governmental activities</u></b>				
Net investment in capital assets	\$ 30,546,507	\$ 27,129,515	\$ 20,514,381	\$ 18,122,929
Restricted for:				
Debt service	580,933	102,572	543,337	421,539
Capital projects	2,316,765	2,456,223	1,854,175	1,784,299
Transportation projects	4,403,511	5,152,142	4,589,131	4,756,007
Community development	2,781	2,781	2,655	2,655
Parks and recreation	-	-	-	-
Police	1,186,379	341,013	59,578	51,422
Other purposes	-	-	-	-
Unrestricted	<u>2,040,987</u>	<u>1,406,070</u>	<u>357,025</u>	<u>(1,311,420)</u>
<b>Total Governmental Activities Net Position</b>	<b><u>\$ 41,077,863</u></b>	<b><u>\$ 36,590,316</u></b>	<b><u>\$ 27,920,282</u></b>	<b><u>\$ 23,827,431</u></b>
<b><u>Business-type activities</u></b>				
Net investment in capital assets	\$ 4,639,228	\$ 4,125,680	\$ 2,465,224	\$ 1,434,142
Unrestricted	<u>8,862,701</u>	<u>7,549,064</u>	<u>5,875,751</u>	<u>5,319,918</u>
<b>Total Business-Type Activities Net Position</b>	<b><u>\$ 13,501,929</u></b>	<b><u>\$ 11,674,744</u></b>	<b><u>\$ 8,340,975</u></b>	<b><u>\$ 6,754,060</u></b>
<b><u>Primary government</u></b>				
Net investment in capital assets	\$ 35,185,735	\$ 31,255,195	\$ 22,979,605	\$ 19,557,071
Restricted for:				
Debt service	580,933	102,572	543,337	421,539
Capital projects	2,316,765	2,456,223	1,854,175	1,784,299
Transportation projects	4,403,511	5,152,142	4,589,131	4,756,007
Community development	2,781	2,781	2,655	2,655
Parks and recreation	-	-	-	-
Police	1,186,379	341,013	59,578	51,422
Other purposes	-	-	-	-
Unrestricted	<u>10,903,688</u>	<u>8,955,134</u>	<u>6,232,776</u>	<u>4,008,498</u>
<b>Total Primary Government Net Position</b>	<b><u>\$ 54,579,792</u></b>	<b><u>\$ 48,265,060</u></b>	<b><u>\$ 36,261,257</u></b>	<b><u>\$ 30,581,491</u></b>

(1) The Net Position at December 31, 2014 has been restated under GASB Statement No. 68/71.

(2) The Net Position at December 31, 2017 has been restated under GASB Statement No. 75.

Source: City financial reports

	<u>2016</u>	<u>2015</u>	<u>2014</u> <sup>(1)</sup>	<u>2013</u>	<u>2012</u>	<u>2011</u>
\$	17,637,386	\$ 14,059,671	\$ 14,920,098	\$ 12,389,873	\$ 13,774,478	\$ 11,421,201
	410,136	429,136	489,676	300,426	245,725	67,217
	1,634,473	3,481,168	1,539,576	1,976,407	1,221,848	894,345
	3,931,738	3,557,497	3,907,772	2,625,800	1,948,664	1,494,751
	2,285	2,285	2,160	159,356	102,975	23,352
	-	-	-	-	-	50,844
	58,483	474,253	2,439,637	1,968,801	2,087,707	2,169,514
	-	-	-	-	-	-
	1,753,813	1,067,350	(1,595,927)	2,481,743	1,201,567	2,153,086
<b>\$</b>	<b><u>25,428,314</u></b>	<b><u>23,071,360</u></b>	<b><u>21,702,992</u></b>	<b><u>21,902,406</u></b>	<b><u>20,582,964</u></b>	<b><u>18,274,310</u></b>

\$	1,163,737	\$ 934,760	\$ 1,037,561	\$ 1,523,496	\$ 1,648,124	\$ 2,154,908
	5,244,852	4,568,518	3,943,375	3,662,044	3,154,156	2,336,168
<b>\$</b>	<b><u>6,408,589</u></b>	<b><u>5,503,278</u></b>	<b><u>4,980,936</u></b>	<b><u>5,185,540</u></b>	<b><u>4,802,280</u></b>	<b><u>4,491,076</u></b>

\$	18,801,123	\$ 14,994,431	\$ 15,957,659	\$ 13,913,369	\$ 15,422,602	\$ 13,576,109
	410,136	429,136	489,676	300,426	245,725	67,217
	1,634,473	3,481,168	1,539,576	1,976,407	1,221,848	894,345
	3,931,738	3,557,497	3,907,772	2,625,800	1,948,664	1,494,751
	2,285	2,285	2,160	159,356	102,975	23,352
	-	-	-	-	-	50,844
	58,483	474,253	2,439,637	1,968,801	2,087,707	2,169,514
	-	-	-	-	-	-
	6,998,665	5,635,868	2,347,448	6,143,787	4,355,723	4,489,254
<b>\$</b>	<b><u>31,836,903</u></b>	<b><u>28,574,638</u></b>	<b><u>26,683,928</u></b>	<b><u>27,087,946</u></b>	<b><u>25,385,244</u></b>	<b><u>22,765,386</u></b>

CITY OF PATASKALA, OHIO

CHANGES IN NET POSITION  
LAST TEN YEARS  
(accrual basis of accounting)

<b><u>PROGRAM REVENUES:</u></b>	<b><u>2020</u></b>	<b><u>2019</u></b>	<b><u>2018</u></b>	<b><u>2017</u></b>
Governmental Activities:				
<i>Charges for Services and Sales:</i>				
General government	\$ 337,268	\$ 340,227	\$ 281,823	\$ 332,804
Security of persons and property	64,736	98,782	111,761	202,585
Transportation	598	565	7,695	-
Community environment	62,803	51,492	62,932	32,169
Leisure time activities	158,933	157,244	154,805	99,637
<i>Operating Grants and Contributions:</i>				
General government	328,113	285,634	297,561	330,874
Security of persons and property	808,341	159,655	167,342	45,029
Transportation	1,154,961	1,460,073	1,087,551	976,764
Community environment	-	-	-	-
Leisure time activities	5,653	6,623	1,504	941
<i>Capital Grants and Contributions:</i>				
Transportation	2,458,870	5,544,306	2,502,164	243,847
Community environment	-	-	-	-
Leisure time activities	-	-	-	-
Total Governmental Activities Program Revenues	\$ 5,380,276	\$ 8,104,601	\$ 4,675,138	\$ 2,264,650
Business-type activities:				
<i>Charges for Services and Sales:</i>				
Water	2,501,759	2,359,916	2,230,764	2,015,799
Sewer	2,430,112	2,264,713	2,134,588	1,905,144
<i>Capital Grants &amp; Contributions:</i>				
Water	179,607	886,376	490,863	-
Sewer	224,123	844,336	218,016	-
Total Business-Type Activities Program Revenues	\$ 5,335,601	\$ 6,355,341	\$ 5,074,231	\$ 3,920,943
Total Primary Government Program Revenues	\$ 10,715,877	\$ 14,459,942	\$ 9,749,369	\$ 6,185,593
 <b><u>PROGRAM EXPENSES:</u></b>				
Governmental Activities:				
General government	\$ 2,249,518	\$ 2,387,838	\$ 1,419,475	\$ 1,974,894
Security of persons and property	2,967,669	597,100	2,774,477	2,669,556
Public health services	-	-	-	-
Transportation	3,179,013	2,964,015	3,160,235	2,251,881
Community environment	407,761	458,597	358,209	385,940
Leisure time activities	446,534	357,519	304,063	208,044
Economic development	-	-	-	-
Interest and fiscal charges	282,867	300,197	307,104	204,778
Total Governmental Activities Expenses	\$ 9,533,362	\$ 7,065,266	\$ 8,323,563	\$ 7,695,093

	<u>2016</u>	<u>2015</u>	<u>2014</u>	<u>2013</u>	<u>2012</u>	<u>2011</u>
\$	271,868	\$ 290,261	\$ 366,658	\$ 379,351	\$ 348,491	\$ 359,222
	145,307	158,344	205,599	192,348	216,514	231,099
	-	-	-	-	-	-
	54,249	53,269	52,388	-	-	-
	84,420	33,390	14,060	22,690	15,797	11,755
	159,256	172,288	143,400	-	1,000	-
	83,386	119,192	178,688	476,701	97,026	53,413
	1,056,635	946,405	955,003	1,129,954	1,372,877	678,261
	-	-	336,278	171,004	436,726	85,387
	-	-	2,141	-	-	239,829
	1,311,084	274,739	225,891	46,219	-	4,098,126
	-	-	-	-	-	35,536
	-	-	-	-	-	36,542
\$	<u>3,166,205</u>	<u>\$ 2,047,888</u>	<u>\$ 2,480,106</u>	<u>\$ 2,418,267</u>	<u>\$ 2,488,431</u>	<u>\$ 5,829,170</u>
	2,158,711	1,880,929	1,548,621	1,642,290	1,439,095	1,363,563
	2,016,046	2,002,362	1,650,339	1,689,448	1,713,051	1,101,552
	-	-	-	-	-	-
	-	-	-	-	-	-
\$	<u>4,174,757</u>	<u>\$ 3,883,291</u>	<u>\$ 3,198,960</u>	<u>\$ 3,331,738</u>	<u>\$ 3,152,146</u>	<u>\$ 2,465,115</u>
\$	<u>7,340,962</u>	<u>\$ 5,931,179</u>	<u>\$ 5,679,066</u>	<u>\$ 5,750,005</u>	<u>\$ 5,640,577</u>	<u>\$ 8,294,285</u>
\$	1,805,720	\$ 1,919,562	\$ 1,095,246	\$ 706,223	\$ 1,357,119	\$ 758,581
	2,495,690	2,134,698	1,992,137	2,086,324	1,391,309	1,724,472
	-	-	-	112,101	111,485	60,486
	2,193,530	1,762,282	2,761,450	2,642,514	2,279,621	1,561,671
	296,206	246,113	677,184	543,577	591,589	318,312
	186,728	67,486	94,930	157,950	50,103	41,908
	-	-	-	-	-	24,799
	220,459	211,259	222,866	83,157	45,967	37,693
\$	<u>7,198,333</u>	<u>\$ 6,341,400</u>	<u>\$ 6,843,813</u>	<u>\$ 6,331,846</u>	<u>\$ 5,827,193</u>	<u>\$ 4,527,922</u>

(Continued)

**CITY OF PATASKALA, OHIO**

**CHANGES IN NET POSITION  
LAST TEN YEARS (CONTINUED)**

(accrual basis of accounting)

	<u>2020</u>	<u>2019</u>	<u>2018</u>	<u>2017</u>
Business-type activities:				
Water	\$ 2,028,438	\$ 1,608,924	\$ 1,733,297	\$ 1,621,079
Sewer	<u>1,676,816</u>	<u>1,705,515</u>	<u>1,867,535</u>	<u>1,567,904</u>
Total Business-Type Activities Program Expenses	\$ 3,705,254	\$ 3,314,439	\$ 3,600,832	\$ 3,188,983
Total Primary Government Program Expenses	\$ 13,238,616	\$ 10,379,705	\$ 11,924,395	\$ 10,884,076
Governmental Activities	\$ (4,153,086)	\$ 1,039,335	\$ (3,648,425)	\$ (5,430,443)
Business-Type Activities	<u>1,630,347</u>	<u>3,040,902</u>	<u>1,473,399</u>	<u>731,960</u>
Total Primary Government Net (Expense)/Revenue	<u>\$ (2,522,739)</u>	<u>\$ 4,080,237</u>	<u>\$ (2,175,026)</u>	<u>\$ (4,698,483)</u>

**GENERAL REVENUES AND OTHER CHANGES IN NET POSITION:**

Governmental Activities:

*Taxes:*

Property and other local taxes levied for:

General purposes	\$ 1,142,154	\$ 1,086,866	\$ 1,026,643	\$ 901,169
Permissive taxes	272,021	-	-	-
Income taxes levied for:				
Street fund	1,941,626	1,907,234	1,956,307	1,900,802
Police fund	3,379,585	3,177,253	3,114,456	2,932,251
Debt service fund	847,667	233,725	615,795	620,906
Capital projects fund	102,152	652,133	329,615	125,507
JEDD income tax fund	-	126	-	370
Payments in lieu of taxes	246,744	249,523	345,029	257,284
Grants and entitlements not restricted to specific programs	294,935	208,149	222,490	205,764
Investment earnings-unrestricted	55,154	76,239	24,019	18,329
Transfers	-	-	-	-
Miscellaneous	<u>358,595</u>	<u>39,451</u>	<u>106,922</u>	<u>34,363</u>
Total Governmental Activities	\$ 8,640,633	\$ 7,630,699	\$ 7,741,276	\$ 6,996,745

Business-Type Activities:

Investment earnings-unrestricted	162,522	259,932	65,514	37,836
Transfers	-	-	-	-
Miscellaneous	<u>34,316</u>	<u>32,935</u>	<u>48,002</u>	<u>33,064</u>
Total Business-Type Activities	\$ 196,838	\$ 292,867	\$ 113,516	\$ 70,900
Total Primary Government	\$ 8,837,471	\$ 7,923,566	\$ 7,854,792	\$ 7,067,645

**Change in Net Position:**

Governmental Activities	\$ 4,487,547	\$ 8,670,034	\$ 4,092,851	\$ 1,566,302
Business-Type Activities	<u>1,827,185</u>	<u>3,333,769</u>	<u>1,586,915</u>	<u>802,860</u>
Total Primary Government	<u>\$ 6,314,732</u>	<u>\$ 12,003,803</u>	<u>\$ 5,679,766</u>	<u>\$ 2,369,162</u>

Source: City financial reports

	<u>2016</u>	<u>2015</u>	<u>2014</u>	<u>2013</u>	<u>2012</u>	<u>2011</u>
\$	1,809,143	\$ 1,798,346	\$ 1,392,928	\$ 1,458,080	\$ 1,541,391	\$ 1,467,074
	<u>1,565,175</u>	<u>1,594,905</u>	<u>1,610,487</u>	<u>1,573,164</u>	<u>1,349,053</u>	<u>1,416,632</u>
\$	<u>3,374,318</u>	<u>3,393,251</u>	<u>3,003,415</u>	<u>3,031,244</u>	<u>2,890,444</u>	<u>2,883,706</u>
\$	<u>10,572,651</u>	<u>9,734,651</u>	<u>9,847,228</u>	<u>9,363,090</u>	<u>8,717,637</u>	<u>7,411,628</u>
\$	(4,032,128)	\$ (4,293,512)	\$ (4,363,707)	\$ (3,913,579)	\$ (3,338,762)	\$ 1,301,248
	<u>800,439</u>	<u>490,040</u>	<u>195,545</u>	<u>300,494</u>	<u>261,702</u>	<u>(418,591)</u>
\$	<u>(3,231,689)</u>	<u>(3,803,472)</u>	<u>(4,168,162)</u>	<u>(3,613,085)</u>	<u>(3,077,060)</u>	<u>882,657</u>
\$	843,062	\$ 827,781	\$ 714,826	\$ 891,357	\$ 802,654	\$ 623,868
	-	-	-	-	-	-
	1,831,162	1,542,506	2,190,585	1,511,685	965,097	833,223
	2,722,344	2,393,147	2,607,079	2,016,235	1,668,443	2,299,295
	465,632	485,230	476,763	148,909	214,930	57,251
	117,361	49,335	195,699	282,067	1,655,919	524,805
	-	125	120	803	-	237
	190,126	153,835	201,140	109,965	127,553	261,409
	188,862	189,381	185,808	234,624	184,454	303,395
	17,188	11,049	16,230	1,813	16,023	6,594
	-	-	-	(10,957)	-	-
	<u>13,345</u>	<u>9,491</u>	<u>172,812</u>	<u>46,520</u>	<u>12,343</u>	<u>106,889</u>
\$	<u>6,389,082</u>	<u>5,661,880</u>	<u>6,761,062</u>	<u>5,233,021</u>	<u>5,647,416</u>	<u>5,016,966</u>
	40,778	30,006	17,501	35,668	13,834	6,825
	-	-	-	10,957	-	-
	<u>64,094</u>	<u>2,296</u>	<u>27,358</u>	<u>36,141</u>	<u>35,668</u>	<u>164,913</u>
\$	<u>104,872</u>	<u>32,302</u>	<u>44,859</u>	<u>82,766</u>	<u>49,502</u>	<u>171,738</u>
\$	<u>6,493,954</u>	<u>5,694,182</u>	<u>6,805,921</u>	<u>5,315,787</u>	<u>5,696,918</u>	<u>5,188,704</u>
\$	2,356,954	\$ 1,368,368	\$ 2,397,355	\$ 1,319,442	\$ 2,308,654	\$ 6,318,214
	<u>905,311</u>	<u>522,342</u>	<u>240,404</u>	<u>383,260</u>	<u>311,204</u>	<u>(246,853)</u>
\$	<u>3,262,265</u>	<u>1,890,710</u>	<u>2,637,759</u>	<u>1,702,702</u>	<u>2,619,858</u>	<u>6,071,361</u>

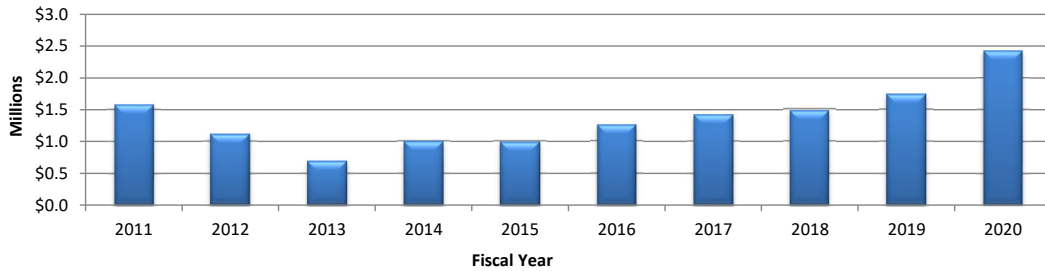
**CITY OF PATASKALA, OHIO**

**FUND BALANCES, GOVERNMENTAL FUNDS  
LAST TEN YEARS**

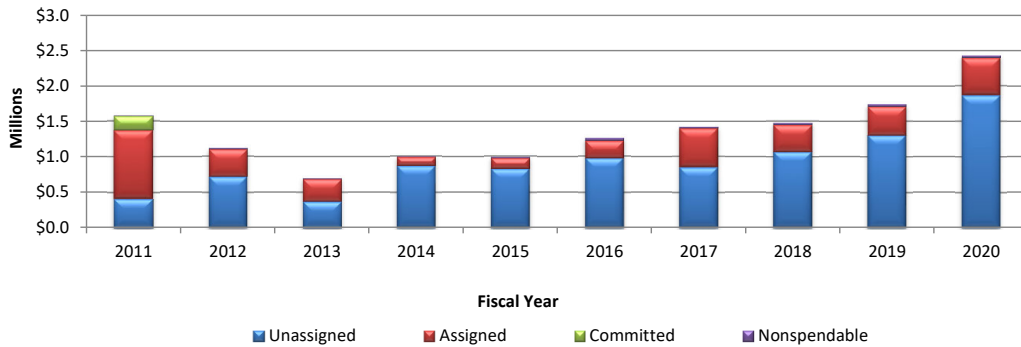
(modified accrual basis of accounting)

	<u>2020</u>	<u>2019</u>	<u>2018</u>	<u>2017</u>
<b><u>General Fund</u></b>				
Nonspendable	\$ 35,665	\$ 32,684	\$ 26,646	\$ 24,031
Committed	-	-	-	-
Assigned	521,906	401,558	377,098	543,259
Unassigned	<u>1,864,406</u>	<u>1,302,867</u>	<u>1,071,358</u>	<u>848,493</u>
<b>Total General Fund</b>	<b>\$ 2,421,977</b>	<b>\$ 1,737,109</b>	<b>\$ 1,475,102</b>	<b>\$ 1,415,783</b>
<b><u>All Other Governmental Funds</u></b>				
Nonspendable	\$ 222,612	\$ 196,833	\$ 203,368	\$ 151,654
Restricted	10,628,292	8,951,140	9,193,346	8,240,669
Committed	496,381	508,948	594,220	601,831
Unassigned (deficit)	-	-	-	-
<b>Total All Other Governmental Funds</b>	<b>\$ 11,347,285</b>	<b>\$ 9,656,921</b>	<b>\$ 9,990,934</b>	<b>\$ 8,994,154</b>
<b>Total Governmental Funds</b>	<b>\$ 13,769,262</b>	<b>\$ 11,394,030</b>	<b>\$ 11,466,036</b>	<b>\$ 10,409,937</b>

**Unassigned General Fund Balance**



**General Fund Balance - by Category**

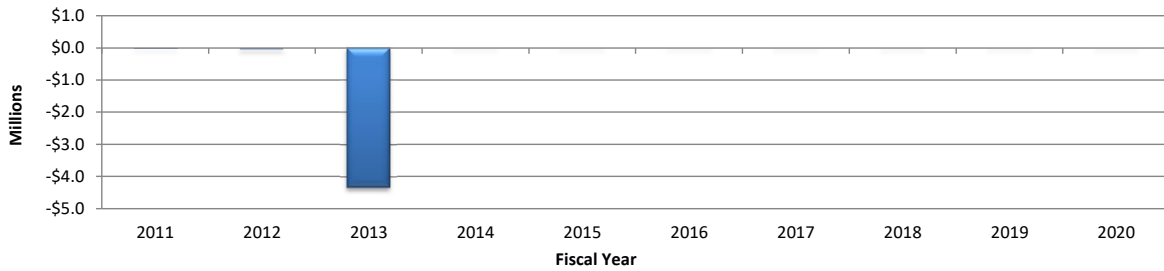


Source: City financial reports

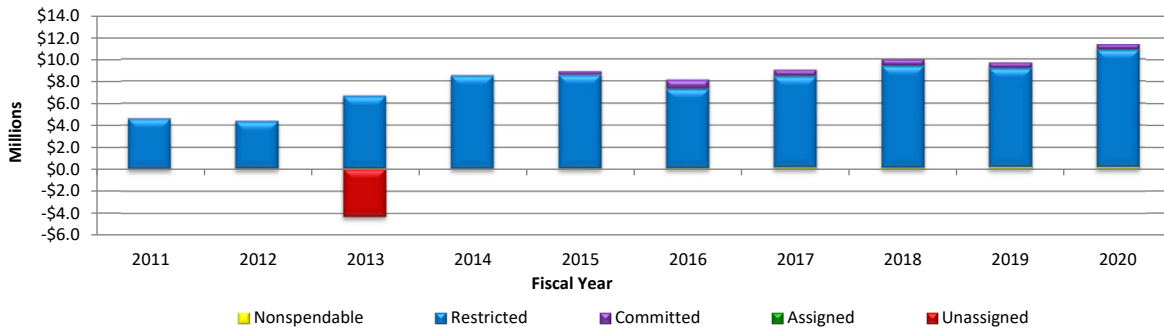


<u>2016</u>	<u>2015</u>	<u>2014</u>	<u>2013</u>	<u>2012</u>	<u>2011</u>
\$ 37,522	\$ 13,621	\$ 7,022	\$ 9,302	\$ 15,491	\$ 7,442
-	-	-	-	-	200,186
236,788	148,242	120,649	313,403	383,681	958,541
<u>977,553</u>	<u>828,059</u>	<u>868,271</u>	<u>369,603</u>	<u>715,312</u>	<u>410,863</u>
<b>\$ 1,251,863</b>	<b>\$ 989,922</b>	<b>\$ 995,942</b>	<b>\$ 692,308</b>	<b>\$ 1,114,484</b>	<b>\$ 1,577,032</b>
\$ 178,453	\$ 90,044	\$ 60,877	\$ 18,164	\$ 49,045	\$ 68,667
7,185,447	8,492,046	8,456,579	6,593,931	4,288,119	4,581,579
820,647	312,197	44,412	32,294	31,809	48,545
-	-	-	(4,333,597)	(35,066)	(16,304)
<u>\$ 8,184,547</u>	<u>\$ 8,894,287</u>	<u>\$ 8,561,868</u>	<u>\$ 2,310,792</u>	<u>\$ 4,333,907</u>	<u>\$ 4,682,487</u>
<u>\$ 9,436,410</u>	<u>\$ 9,884,209</u>	<u>\$ 9,557,810</u>	<u>\$ 3,003,100</u>	<u>\$ 5,448,391</u>	<u>\$ 6,259,519</u>

### Unassigned All Other Governmental Funds Balance



### All Other Governmental Fund Balance - by Category

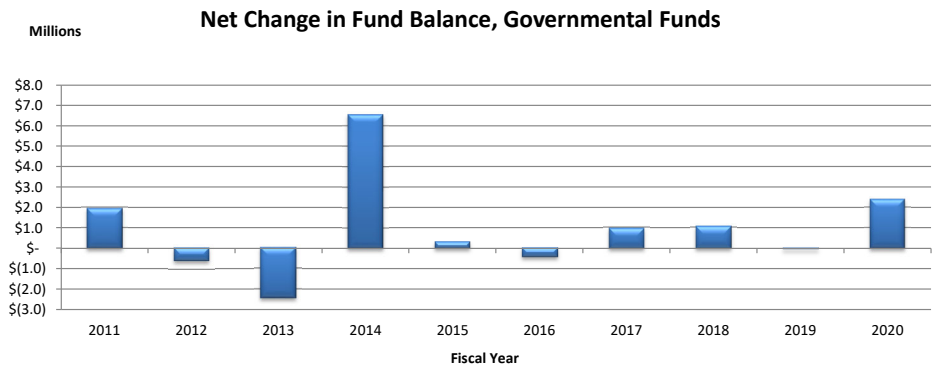


CITY OF PATASKALA, OHIO

CHANGES IN FUND BALANCES, GOVERNMENTAL FUNDS  
LAST TEN YEARS

(modified accrual basis of accounting)

	2020	2019	2018	2017
<b>Revenues:</b>				
Income taxes	\$ 6,073,123	\$ 5,899,011	\$ 5,743,416	\$ 5,448,476
Property and other taxes	1,388,958	1,127,029	1,008,111	880,675
Charges for services	158,251	161,062	171,695	106,923
Licenses and permits	293,662	274,890	270,408	243,503
Fines and forfeitures	64,731	95,011	103,471	139,323
Intergovernmental	2,559,790	1,505,193	1,705,257	1,590,613
Special assessments	460	239	1,305	-
Investment income	241,435	401,241	146,243	78,439
Rental Income	105,117	104,687	102,527	113,804
Contributions and donations	13,405	31,825	23,941	1,555
Payments in lieu of taxes (PILOT)	246,744	249,523	345,029	257,284
Other	484,297	238,680	249,791	200,596
<b>Total Revenues</b>	<b>\$ 11,629,973</b>	<b>\$ 10,088,391</b>	<b>\$ 9,871,194</b>	<b>\$ 9,061,191</b>
<b>Expenditures:</b>				
<i>Current:</i>				
General government	\$ 1,908,907	\$ 1,949,978	\$ 1,809,865	\$ 1,766,077
Security of persons and property	2,650,235	2,364,737	2,299,122	2,361,024
Public health and welfare	-	-	-	-
Transportation	2,434,565	3,090,737	1,809,375	1,476,647
Community environment	368,621	384,949	325,272	336,947
Leisure time activity	406,076	335,314	281,646	173,447
Economic development	-	-	-	-
Capital outlay	501,525	904,213	6,058,092	790,039
<i>Debt service:</i>				
Principal retirement	869,279	921,701	741,885	1,158,615
Interest and fiscal charges	295,533	314,768	260,903	224,325
Bond issuance costs	-	-	49,750	-
<b>Total Expenditures</b>	<b>\$ 9,434,741</b>	<b>\$ 10,266,397</b>	<b>\$ 13,635,910</b>	<b>\$ 8,287,121</b>
<b>Excess (Deficiency) of Revenues Over (Under) Expenditures</b>	<b>\$ 2,195,232</b>	<b>\$ (178,006)</b>	<b>\$ (3,764,716)</b>	<b>\$ 774,070</b>
<b>Other Financing Sources (Uses):</b>				
Loans issued	\$ -	\$ -	\$ 21,666	\$ 178,811
Bond issuance	-	-	4,600,000	-
Sale of capital assets	-	-	-	20,646
Note issuance	-	-	-	-
Premium on sale of bonds	-	-	-	-
Inception of capital lease	180,000	106,000	199,149	-
Transfers in	356,015	376,261	891,780	572,575
Transfers (out)	(356,015)	(376,261)	(891,780)	(572,575)
<b>Total Other Financing Sources (Uses)</b>	<b>\$ 180,000</b>	<b>\$ 106,000</b>	<b>\$ 4,820,815</b>	<b>\$ 199,457</b>
<b>Net Change in Fund Balances</b>	<b>\$ 2,375,232</b>	<b>\$ (72,006)</b>	<b>\$ 1,056,099</b>	<b>\$ 973,527</b>
Capital Expenditures	\$ 1,693,220	\$ 2,736,882	\$ 6,864,435	\$ 1,460,866
<i>Debt Service as a Percentage of Noncapital Expenditures</i>	<i>15.05%</i>	<i>16.42%</i>	<i>14.81%</i>	<i>20.26%</i>



Source: City financial reports

	<u>2016</u>	<u>2015</u>	<u>2014</u>	<u>2013</u>	<u>2012</u>	<u>2011</u>
\$	5,132,966	\$ 4,948,134	\$ 4,725,721	\$ 3,846,461	\$ 3,832,475	\$ 3,335,770
	853,298	832,535	819,665	803,422	802,525	637,042
	86,217	38,296	18,893	22,690	15,797	26,293
	228,663	249,575	270,812	256,957	206,922	233,253
	148,769	153,957	221,825	192,348	216,514	231,099
	2,618,779	1,479,219	1,927,690	1,953,278	2,026,095	1,938,053
	2,440	5,591	4,169	9,527	4,369	2,967
	81,590	60,992	49,971	6,986	17,193	7,826
	92,668	91,048	121,059	118,225	127,673	111,344
	2,230	18,060	2,141	-	-	163
	190,126	153,835	201,140	155,279	82,239	550,600
	120,305	74,796	243,586	138,240	112,321	106,726
<b>\$</b>	<b>9,558,051</b>	<b>\$ 8,106,038</b>	<b>\$ 8,606,672</b>	<b>\$ 7,503,413</b>	<b>\$ 7,444,123</b>	<b>\$ 7,181,136</b>

\$	1,582,835	\$ 1,750,043	\$ 1,585,981	\$ 861,834	\$ 1,207,191	\$ 1,012,038
	2,237,612	2,029,127	2,216,466	2,638,716	1,930,465	1,722,313
	-	-	-	112,101	111,485	60,486
	1,972,918	1,651,933	1,621,694	1,942,020	2,273,208	1,418,164
	271,871	256,706	677,224	545,189	592,679	269,258
	167,262	43,533	77,118	137,621	33,126	257,165
	-	-	-	-	-	24,799
	3,604,662	2,502,625	2,614,077	2,815,454	2,369,511	519,744
	698,297	522,564	422,208	967,222	217,568	166,928
	230,393	235,194	95,665	81,026	39,832	38,434
	-	-	91,118	-	-	-
<b>\$</b>	<b>10,765,850</b>	<b>\$ 8,991,725</b>	<b>\$ 9,401,551</b>	<b>\$ 10,101,183</b>	<b>\$ 8,775,065</b>	<b>\$ 5,489,329</b>

**\$ (1,207,799) \$ (885,687) \$ (794,879) \$ (2,597,770) \$ (1,330,942) \$ 1,691,807**

\$	-	\$ 700,000	\$ 203,413	\$ 15,407	\$ -	\$ -
	-	-	6,630,000	-	-	-
	-	12,086	285	-	-	-
	500,000	-	-	-	720,000	245,771
	-	-	248,117	-	-	-
	260,000	500,000	267,774	148,029	-	-
	566,582	3,776,354	1,615,815	3,306,934	200,000	179,477
	(566,582)	(3,776,354)	(1,615,815)	(3,317,891)	(200,000)	(179,477)
<b>\$</b>	<b>760,000</b>	<b>\$ 1,212,086</b>	<b>\$ 7,349,589</b>	<b>\$ 152,479</b>	<b>\$ 720,000</b>	<b>\$ 245,771</b>

**\$ (447,799) \$ 326,399 \$ 6,554,710 \$ (2,445,291) \$ (610,942) \$ 1,937,578**

\$	4,686,868	\$ 3,446,755	\$ 3,360,434	\$ 3,791,327	\$ 3,590,210	\$ 1,420,744
	15.28%	13.67%	8.57%	16.61%	4.96%	5.05%

**CITY OF PATASKALA, OHIO  
GENERAL GOVERNMENTAL TAX REVENUES BY SOURCE  
LAST TEN YEARS**  
(modified accrual basis of accounting - \$000's omitted)

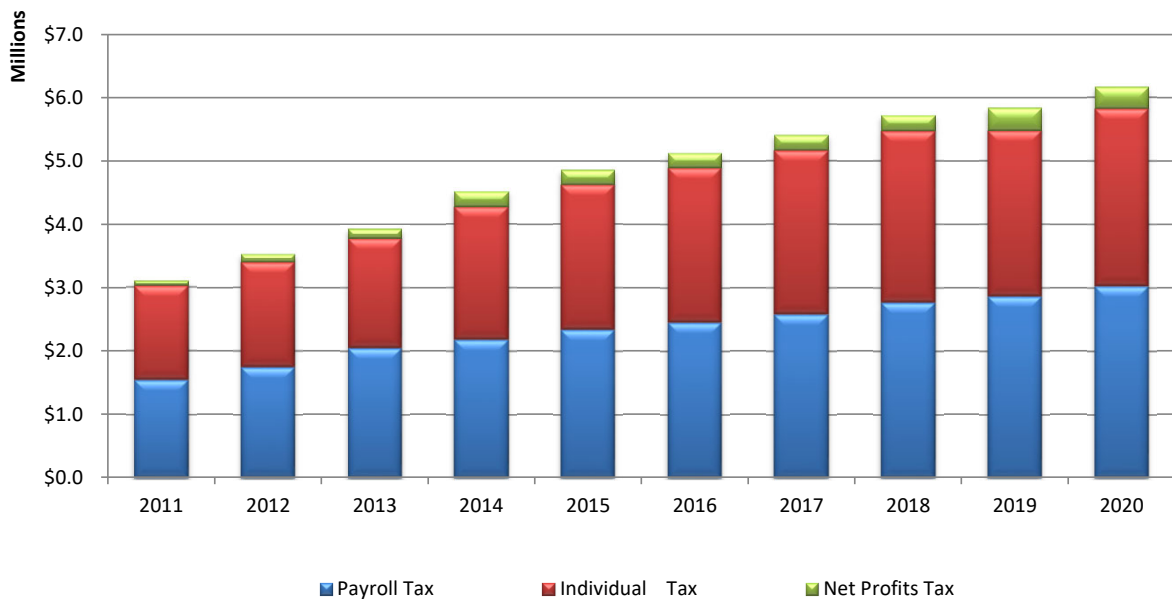
<u>Fiscal Year</u>	<u>Property Tax</u>	<u>Income Tax</u>	<u>Motor Vehicle Tax</u>	<u>Gasoline Tax</u>	<u>Total Tax Revenues</u>
2020	\$ 1,388.9	\$ 6,073.1	\$ 176.7	\$ 966.6	\$ 8,605.3
2019	1,127.0	5,899.0	162.2	790.8	7,979.0
2018	1,008.1	5,743.4	202.0	684.7	7,638.2
2017	880.7	5,448.5	180.9	618.6	7,128.7
2016	853.3	5,133.0	184.0	584.6	6,754.9
2015	832.5	4,948.1	143.5	568.3	6,492.4
2014	820.0	4,725.7	142.1	572.6	6,260.4
2013	803.4	3,846.5	144.1	561.5	5,355.5
2012	805.5	3,832.5	146.3	542.2	5,326.5
2011	637.0	3,335.8	152.8	530.9	4,656.5

**CITY OF PATASKALA, OHIO**

**GOVERNMENT-WIDE INCOME TAX COLLECTIONS  
LAST TEN YEARS  
(Cash Basis)**

<b>Tax Year</b>	<b>Tax Rate</b>	<b>Payroll Tax</b>	<b>Individual Tax</b>	<b>Net Profits Tax</b>	<b>Total Tax Collections</b>	<b>Total Government-Wide Revenues</b>	<b>Total Income Taxes as % of Total Government Revenues</b>
<b>2011</b>	<b>1.0%</b>	\$ 1,540,840	\$ 1,474,395	\$ 79,801	<b>3,095,036</b>	\$ 10,846,136	<b>28.54%</b>
<b>2012</b>	<b>1.0%</b>	1,740,511	1,648,552	130,832	<b>\$ 3,519,894</b>	8,135,847	<b>43.26%</b>
<b>2013</b>	<b>1.0%</b>	2,044,485	1,724,714	153,638	<b>3,922,837</b>	7,651,288	<b>51.27%</b>
<b>2014</b>	<b>1.0%</b>	2,179,849	2,089,286	242,398	<b>4,511,533</b>	9,241,168	<b>48.82%</b>
<b>2015</b>	<b>1.0%</b>	2,333,963	2,279,620	236,243	<b>4,849,826</b>	7,709,768	<b>62.90%</b>
<b>2016</b>	<b>1.0%</b>	2,451,692	2,437,158	233,600	<b>5,122,450</b>	9,555,287	<b>53.61%</b>
<b>2017</b>	<b>1.0%</b>	2,579,382	2,578,639	242,896	<b>5,400,917</b>	9,261,395	<b>58.32%</b>
<b>2018</b>	<b>1.0%</b>	2,765,181	2,698,139	248,994	<b>5,712,314</b>	12,416,414	<b>46.01%</b>
<b>2019</b>	<b>1.0%</b>	2,858,903	2,610,778	362,028	<b>5,831,709</b>	15,735,300	<b>37.06%</b>
<b>2020</b>	<b>1.0%</b>	3,022,627	2,798,586	342,914	<b>6,164,127</b>	14,020,909	<b>43.96%</b>
<b>Average</b>		<b>\$ 2,529,510</b>	<b>\$ 2,402,115</b>	<b>\$ 257,839</b>	<b>\$ 5,189,464</b>	<b>\$ 10,457,351</b>	<b>49.63%</b>

**Government-Wide Income  
Tax Revenues by Type  
Collection Years 2011 - 2020**



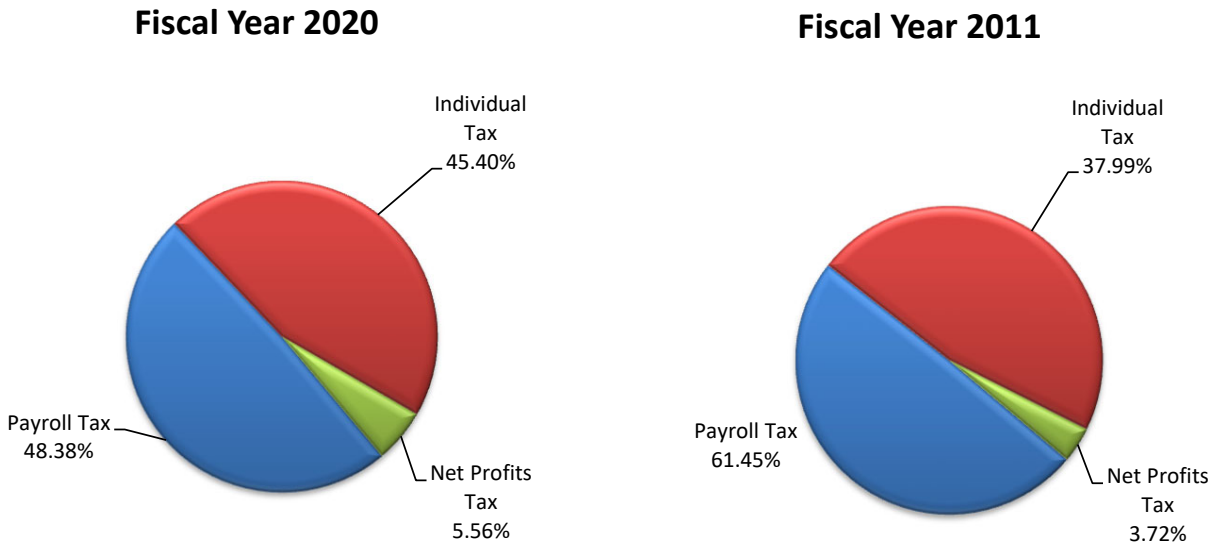
Source: Regional Income Tax Agency & City financial reports

**CITY OF PATASKALA, OHIO**

**GOVERNMENT-WIDE INCOME TAX COLLECTIONS  
CURRENT YEAR AND NINE YEARS AGO  
(Cash Basis)**

	<u>Fiscal Year 2020</u>		<u>Fiscal Year 2011</u>	
Payroll Tax	\$ 3,022,627	49.05%	\$ 1,740,511	49.45%
Individual Tax	2,798,586	45.40%	1,648,552	46.84%
Net Profits Tax	<u>342,914</u>	<u>5.56%</u>	<u>130,832</u>	<u>3.72%</u>
<b>Total Income Tax Collections</b>	<b><u>\$ 6,164,127</u></b>	<b><u>100.00%</u></b>	<b><u>\$ 3,519,894</u></b>	<b><u>100.00%</u></b>

**2020 - 2011 Income Tax Breakdown  
by Tax Type**



Source: City financial reports

**NOTE:** The City did not have an income tax in effect until the electorate approved a 1.0% tax in May 2010, effective July 1, 2010.

CITY OF PATASKALA, OHIO


ASSESSED VALUATION & ESTIMATED TRUE VALUES OF TAXABLE PROPERTY  
LAST TEN YEARS  
(\$000's omitted)

Tax Year	Collection Year	Real Property		Personal Property		Public Utility		TOTAL		
		Assessed	Estimated Actual <sup>(a)</sup>	Assessed	Estimated Actual <sup>(c)</sup>	Assessed	Estimated Actual <sup>(b)</sup>	Assessed	Estimated Actual	Average Effective Millage
2011	2012	\$316,684	\$904,811	\$0	\$0	\$9,158	\$10,407	\$325,842	\$915,218	\$2.9000
2012	2013	312,438	892,680	0	0	10,288	11,691	\$322,726	\$904,371	\$2.9000
2013	2014	318,582	910,234	3,977	17,293	9,502	10,798	\$332,061	\$938,325	\$2.8653
2014	2015	320,564	915,896	625	2,718	9,584	10,890	\$330,771	\$929,504	\$2.8946
2015	2016	314,972	899,919	0	0	13,104	14,891	\$328,076	\$914,810	\$2.9000
2016	2017	320,496	915,702	0	0	16,172	18,378	\$336,668	\$934,080	\$2.9000
2017	2018	370,737	1,059,249	0	0	20,460	23,250	\$391,197	\$1,082,499	\$2.9000
2018	2019	378,375	1,081,071	0	0	24,035	27,313	\$402,411	\$1,108,384	\$2.9000
2019	2020	390,019	1,114,340	0	0	35,162	39,957	\$425,181	\$1,154,297	\$2.9000
2020	2021	473,408	1,352,593	0	0	38,251	43,467	\$511,659	\$1,396,060	\$2.8995

**Note:** Assessed values only include taxable property and do not include any TIF'd or otherwise tax-exempt property.

- (a) Real property is assessed at 35% of actual value.
- (b) Public utility is assessed at 88% of actual value.
- (c) For 2009-2018, tangible personal is assessed at 0% of property value, including inventory.

Source: Licking County, Ohio; Fiscal Officer



**CITY OF PATASKALA, OHIO**

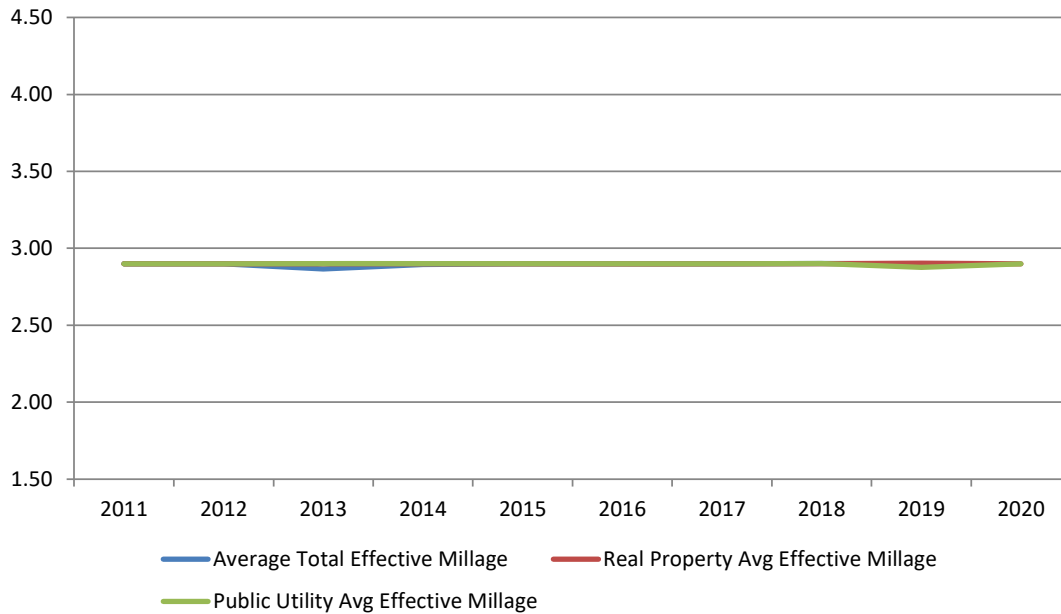
**ESTIMATED ASSESSED TAXES & AVERAGE EFFECTIVE RATES OF TAXABLE PROPERTY  
LAST TEN YEARS**

Tax Year	Real Property		Public Utility		TOTAL	
	Estimated Assessed Taxes	Average Effective Millage	Estimated Assessed Taxes	Average Effective Millage	Estimated Assessed Taxes	Average Effective Millage
<b>2011</b>	\$918,383	\$2.9000	\$26,558	\$2.9000	<b>\$944,941</b>	<b>\$2.9000</b>
<b>2012</b>	906,070	2.9000	29,835	2.9000	<b>\$935,905</b>	<b>\$2.9000</b>
<b>2013</b>	923,888	2.9000	27,556	2.9000	<b>\$951,444</b>	<b>\$2.8653</b>
<b>2014</b>	929,647	2.9000	27,792	2.9000	<b>\$957,439</b>	<b>\$2.8946</b>
<b>2015</b>	913,418	2.9000	38,001	2.9000	<b>\$951,419</b>	<b>\$2.9000</b>
<b>2016</b>	929,438	2.9000	46,900	2.9000	<b>\$976,338</b>	<b>\$2.9000</b>
<b>2017</b>	1,075,138	2.9000	59,334	2.9000	<b>\$1,134,472</b>	<b>\$2.9000</b>
<b>2018</b>	1,097,305	2.9000	69,702	2.9000	<b>\$1,167,007</b>	<b>\$2.9000</b>
<b>2019</b>	1,131,923	2.9022	101,101	2.8753	<b>\$1,233,024</b>	<b>\$2.9000</b>
<b>2020</b>	1,372,602	2.8994	110,928	2.9000	<b>\$1,483,530</b>	<b>\$2.8995</b>

**Notes:** Estimated taxes do not include any estimates of prior-year delinquent tax payments, state tax rollbacks or homestead credits provided to the taxpayer.

Source: Licking County, Ohio; County Auditor

**Average Effective Millage Rate  
By Tax Type**



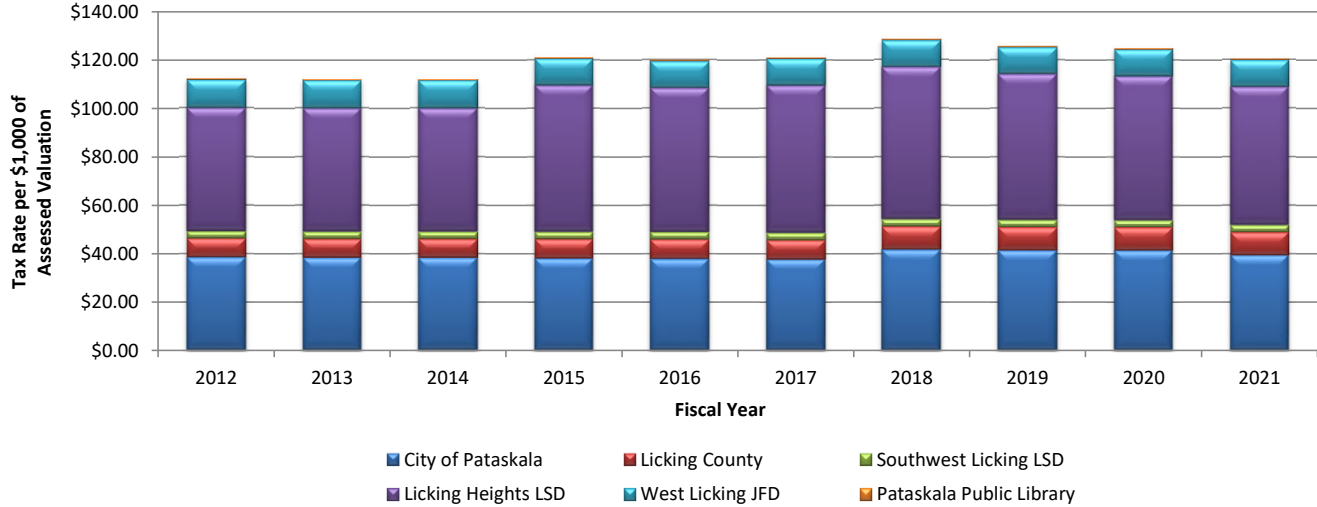
CITY OF PATASKALA, OHIO

PROPERTY TAX RATES - DIRECT AND OVERLAPPING GOVERNMENTS  
 RATES EXPRESSED PER \$1,000 OF ASSESSED VALUATION  
 LAST TEN YEARS  
 LICKING COUNTY

Tax Year	Collection Year	City Direct Rates				Licking County	Southwest Licking Local School District	Licking Heights Local School District
		Operating	Street Levy	Police	Total Direct Rate			
2011	2012	\$2.90	\$0.00	\$0.00	\$2.90	\$7.70	\$38.58	\$50.89
2012	2013	\$2.90	\$0.00	\$0.00	\$2.90	\$7.70	\$38.37	\$50.87
2013	2014	\$2.90	\$0.00	\$0.00	\$2.90	\$7.70	\$38.37	\$50.87
2014	2015	\$2.90	\$0.00	\$0.00	\$2.90	\$8.00	\$38.10	\$60.54
2015	2016	\$2.90	\$0.00	\$0.00	\$2.90	\$8.00	\$37.90	\$59.59
2016	2017	\$2.90	\$0.00	\$0.00	\$2.90	\$8.00	\$37.70	\$60.89
2017	2018	\$2.90	\$0.00	\$0.00	\$2.90	\$9.50	\$41.70	\$62.88
2018	2019	\$2.90	\$0.00	\$0.00	\$2.90	\$9.50	\$41.50	\$60.29
2019	2020	\$2.90	\$0.00	\$0.00	\$2.90	\$9.50	\$41.40	\$59.59
2020	2021	\$2.90	\$0.00	\$0.00	\$2.90	\$9.50	\$39.40	\$56.94

Source: Licking County, Ohio; County Auditor

Assessed Property Tax Rates - By Entity  
 Collection Years 2012 - 2021



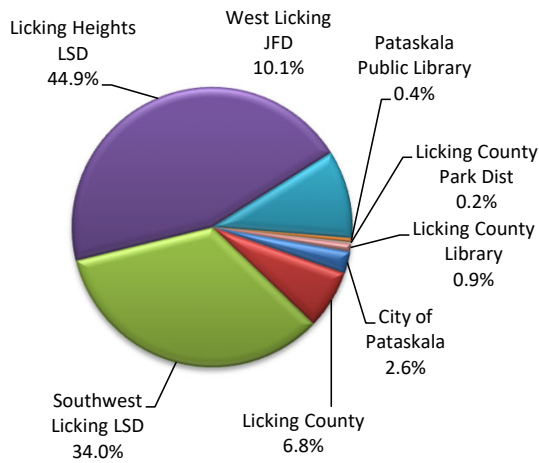


West Licking Joint Fire District	Pataskala Public Library	Licking County Park District	Licking County Library	TOTAL
\$11.50	\$0.50	\$0.25	\$1.00	\$113.32
\$11.50	\$0.50	\$0.25	\$1.00	\$113.09
\$11.50	\$0.50	\$0.25	\$1.00	\$113.09
\$11.00	\$0.50	\$0.25	\$1.00	\$122.29
\$11.00	\$0.50	\$0.25	\$1.00	\$121.14
\$11.00	\$0.50	\$0.25	\$1.00	\$122.24
\$11.00	\$0.50	\$0.25	\$1.00	\$129.73
\$11.00	\$0.50	\$0.25	\$1.00	\$126.94
\$11.00	\$0.50	\$0.25	\$1.00	\$126.14
\$11.00	\$0.50	\$0.25	\$1.00	\$121.49

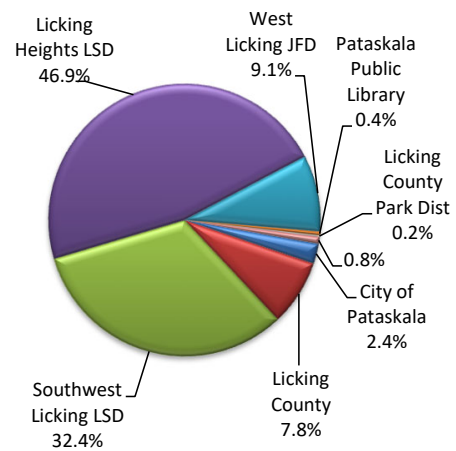
Res/Agr Effective Rate	Com/Ind Effective Rate
\$2.9000	\$2.9000
\$2.9000	\$2.9000
\$2.9000	\$2.9000
\$2.9000	\$2.9000
\$2.9000	\$2.9000
\$2.9000	\$2.9000
\$2.9000	\$2.9000
\$2.9000	\$2.9000
\$2.9022	\$2.9000
\$2.8994	\$2.9000

### 2012 - 2021 Property Tax Breakdown by Government Entity

2012 Collection Year



2021 Collection Year



CITY OF PATASKALA, OHIO

TOP PRINCIPAL PROPERTY TAXPAYERS  
CURRENT YEAR AND NINE YEARS AGO

Taxpayer Name	2020			2011		
	Rank	Assessed Valuation	% of Total Assessed Valuation	Rank	Assessed Valuation	% of Total Assessed Valuation
<b><u>Real Estate</u></b>						
Catalina Club, LLC	1	\$ 2,845,500	0.56%	1	\$ 2,486,020	0.76%
Hazelton Management Group LLC	2	2,782,500	0.54%			
AEP Ohio Transmission Co, Inc.	3	2,773,520	0.54%			
Carrington Ridge One LLC	4	2,625,000	0.51%			
Village Gate Apt Ltd	5	2,432,510	0.48%			
Carrington Ridge Two LLC	6	1,981,000	0.39%			
Tolson Investments LLC	7	1,977,520	0.39%			
Reyno Holding Co.	8	1,857,010	0.36%	5	900,900	0.28%
Kroger Co.	9	1,802,500	0.35%	4	1,576,470	0.48%
AH4R Properties LLC	10	1,458,630	0.29%			
Licking Memorial Health Systems				2	2,318,720	0.71%
Pataskala Green IV Limited				6	817,880	0.25%
Pataskala Green				7	721,500	0.22%
Newcon Inc.				8	704,060	0.22%
Tolson, Harvey A.				9	706,830	0.22%
Feroco Dev Ltd, Norco Devt Ltd, Lenco Dev				10	689,790	0.21%
<b><u>Public Utility</u></b>						
Ohio Power Co.	1	19,348,510	3.78%	2	904,980	0.28%
AEP Ohio Transmission Co, Inc.	2	12,959,640	2.53%			
Columbia Gas of Ohio	3	1,331,090	0.26%	3	627,720	0.19%
National Gas & Oil Corp	4	829,720	0.16%	4	580,100	0.18%
Licking Rural Electrification	5	290,600	0.06%	5	272,360	0.08%
Columbus Southern Power				1	6,655,120	2.04%
BLX 13 Inc				6	47,560	0.01%
MHCB (USA) Leasing & Financing Corp				7	33,130	0.01%
Columbia Gas Trans Corp				8	27,750	0.01%
General Electric Capital Commerical Inc.				9	8,140	0.00%
Buckeye Power				10	1,190	0.00%
<b>ALL OTHER TAXPAYERS</b>		<b>\$ 454,363,498</b>	<b>88.80%</b>		<b>\$ 305,761,504</b>	<b>93.84%</b>
<b>TOTAL ASSESSED VALUATION</b>		<b>\$ 511,658,748</b>	<b>100.00%</b>		<b>\$ 325,841,724</b>	<b>100.00%</b>

Source: Licking County Auditor's Office.

CITY OF PATASKALA, OHIO

PROPERTY TAX LEVIES AND COLLECTIONS  
LAST TEN YEARS

Tax Year	Collection Year	Total Tax Levy	Current Collection	Delinquent Collection <sup>(1)</sup>	Total Tax Collections	Accumulated Outstanding Delinquent Taxes	Percent of Current Collections to Tax Levy <sup>(2)</sup>	Percent of Delinquent Taxes to Total Tax Levy
2010	2011	\$1,056,076	\$939,100	\$19,155	\$958,255	\$56,037	88.92%	5.31%
2011	2012	934,491	883,993	22,726	906,719	48,264	94.60%	5.16%
2012	2013	933,045	873,402	27,375	900,777	44,000	93.61%	4.72%
2013	2014	937,207	909,601	34,607	944,208	29,681	97.05%	3.17%
2014	2015	942,515	918,218	23,379	941,597	24,927	97.42%	2.64%
2015	2016	960,880	935,084	28,615	963,699	48,136	97.32%	5.01%
2016	2017	982,591	864,572	18,019	882,591	45,852	87.99%	4.67%
2017	2018	1,028,949	1,005,430	25,884	1,031,314	53,717	97.71%	5.22%
2018	2019	1,166,760	1,109,762	23,132	1,132,894	13,554	95.11%	1.16%
2019	2020	1,148,691	1,149,645	23,536	1,173,181	38,771	100.08%	3.38%
<b>Ten Year Average</b>		<b>\$ 1,009,120</b>	<b>\$ 958,881</b>	<b>\$ 24,643</b>	<b>\$ 983,523</b>	<b>\$ 40,294</b>	<b>95.02%</b>	<b>3.99%</b>

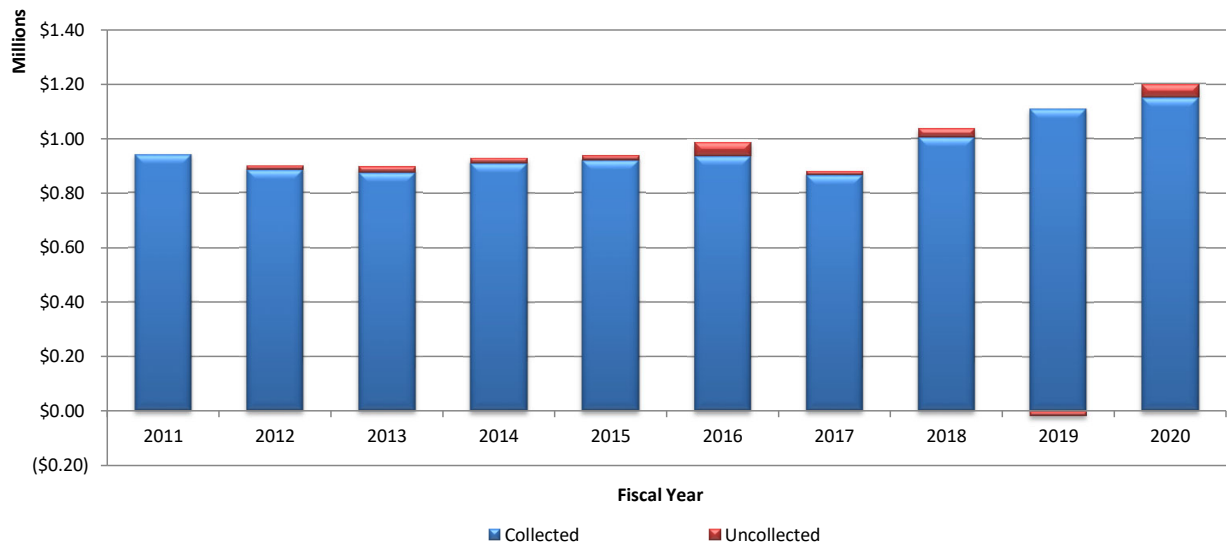
**Note:** Annual property tax rates can be found on pages 234-235.

Source: Licking County, Ohio; County Auditor

<sup>(1)</sup> Represents collection of delinquent prior period taxes during the indicated collection year. Information provided from County was not available by tax levy year.

<sup>(2)</sup> Total could exceed 100% due to the current year collection of delinquent prior period taxes during the indicated collection year.

Property Tax Levies - Collected vs Delinquent  
Collection Years 2011 - 2020



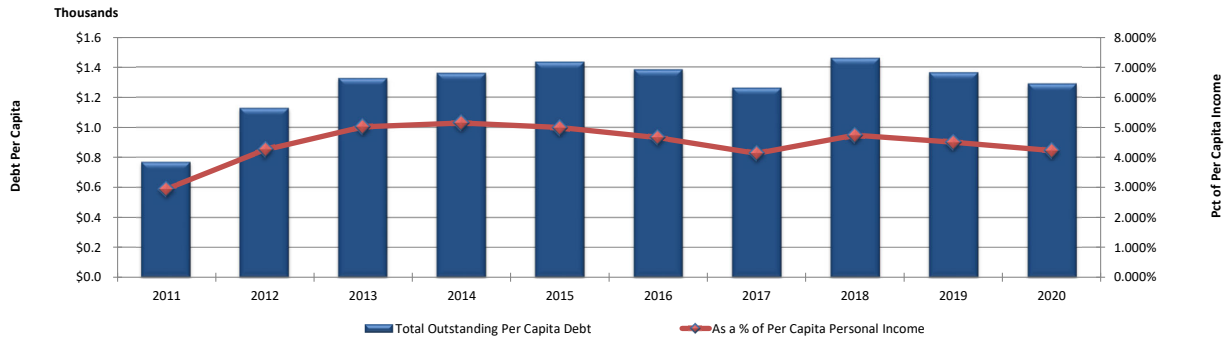
CITY OF PATASKALA, OHIO

RATIOS OF OUTSTANDING DEBT BY TYPE  
LAST TEN YEARS  
(\$000's omitted)

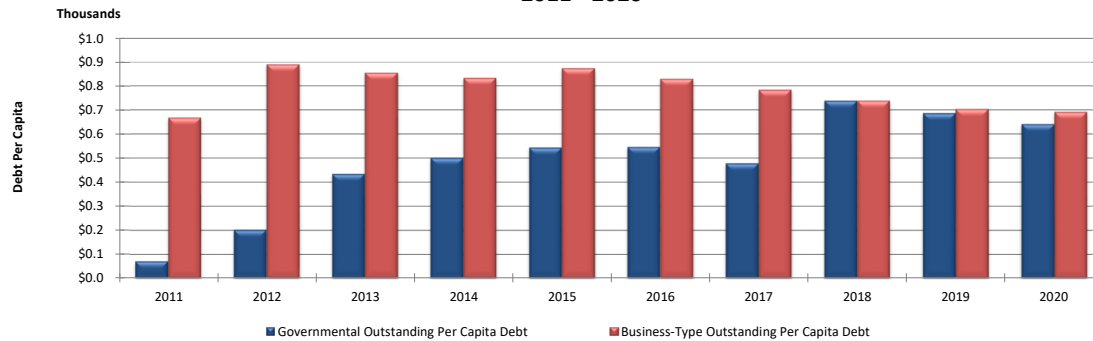
Fiscal Year	Governmental Activities						Business-Type Activities				Total Debt	Percent of Per Capita Income	Total Debt Per Capita	% of Personal Income
	General Obligation Bonds	Premiums	Notes Payable	OPWC Loans	Other Loans	Capital Leases	General Obligation Bonds	Premiums	OWDA Loans	Notes/Loans Payable				
2020	\$9,060.0	\$171.9	\$0.0	\$187.2	\$297.1	\$277.8	\$6,790.0	\$365.3	\$3,423.6	\$200.0	\$20,773.0	4.22%	\$1,288.9	4.16%
2019	9,605.0	184.3	0.0	202.2	453.9	250.4	7,130.0	387.9	3,149.0	300.0	21,662.6	4.50%	1,363.9	4.50%
2018	10,145.0	196.6	0.0	211.0	609.7	361.4	7,530.0	410.4	3,169.3	400.0	23,033.4	4.74%	1,461.0	4.74%
2017	5,830.0	209.0	0.0	214.4	764.5	439.3	7,930.0	432.9	3,373.5	500.0	19,693.6	4.14%	1,261.5	4.14%
2016	6,170.1	221.4	500.0	38.8	918.3	665.8	8,305.0	455.5	3,572.4	600.0	21,447.3	4.65%	1,383.0	4.86%
2015	6,440.1	233.7	0.0	86.6	1,065.7	639.0	8,680.0	478.0	3,766.0	700.0	22,089.1	5.00%	1,433.9	5.47%
2014	6,695.1	246.1	42.8	89.8	400.8	325.4	8,860.0	179.2	3,954.5	0.0	20,793.6	5.14%	1,360.0	5.20%
2013	0.0	0.0	6,307.5	64.0	255.2	143.2	6,300.0	79.4	4,116.8	2,845.0	20,111.1	5.02%	1,326.7	5.02%
2012	0.0	0.0	2,833.0	55.4	245.7	0.0	6,485.0	82.7	4,297.0	3,013.0	17,011.8	4.25%	1,127.0	4.14%
2011	0.0	0.0	790.0	66.0	245.8	0.0	6,670.0	86.0	3,665.0	0.0	11,522.8	2.95%	768.4	2.98%

Note: Details regarding the City's outstanding debt can be found in the notes to the financial statements.

Total Outstanding Debt Ratio Analysis  
2011 - 2020



Outstanding Debt Per Capita by Type  
2011 - 2020



Source: City financial reports

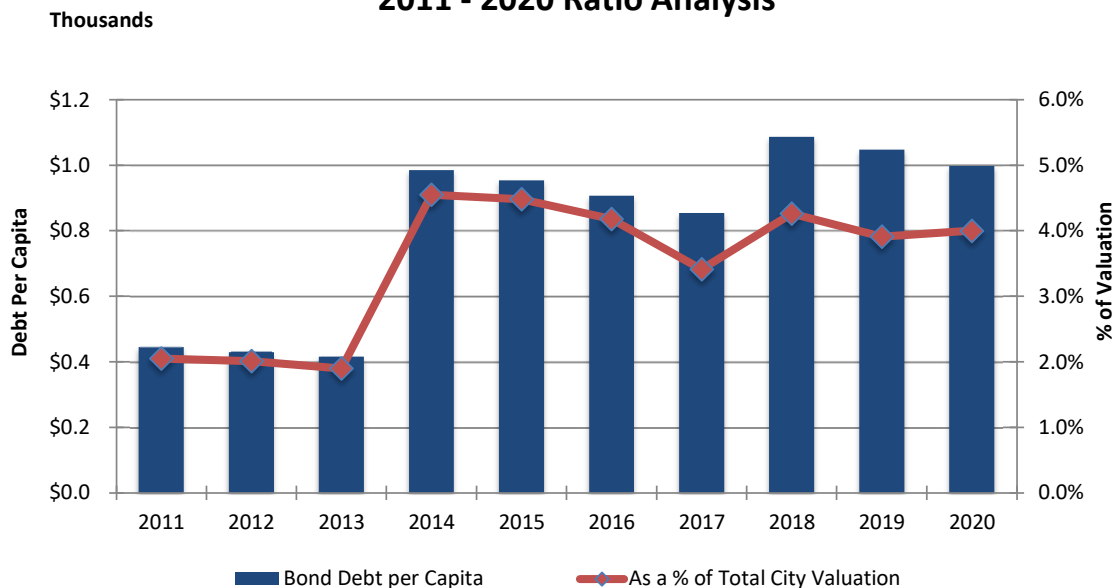
CITY OF PATASKALA, OHIO

RATIOS OF NET GENERAL BONDED DEBT OUTSTANDING  
LAST TEN YEARS

Fiscal Year	General Bonded Debt Outstanding (\$000)				Percent of Actual Taxable Property Value	Outstanding Debt Per Capita
	General Obligation Bonds Governmental and Business-Type Activities	Total	Less: Restricted for Debt Service	Total Net General Bonded Debt Outstanding		
2020	\$16,387.2	\$16,387.2	\$304.6	\$16,082.6	4.00%	\$997.87
2019	16,735.0	16,735.0	102.6	16,632.4	3.91%	1,047.18
2018	17,675.0	17,675.0	543.3	17,131.7	4.26%	1,086.62
2017	13,760.0	13,760.0	421.5	13,338.5	3.41%	854.43
2016	14,475.1	14,475.1	410.1	14,065.0	4.18%	906.95
2015	15,120.1	15,120.1	429.1	14,691.0	4.48%	953.65
2014	15,555.1	15,555.1	489.7	15,065.4	4.55%	985.37
2013	6,300.0	6,300.0	0.0	6,300.0	1.90%	415.59
2012	6,485.0	6,485.0	0.0	6,485.0	2.01%	429.61
2011	6,670.0	6,670.0	0.0	6,670.0	2.05%	444.79

Note: Details regarding the City's outstanding debt can be found in the notes to the financial statements.

Total General Bonded Debt Outstanding  
2011 - 2020 Ratio Analysis



Source: City financial reports

**CITY OF PATASKALA, OHIO**

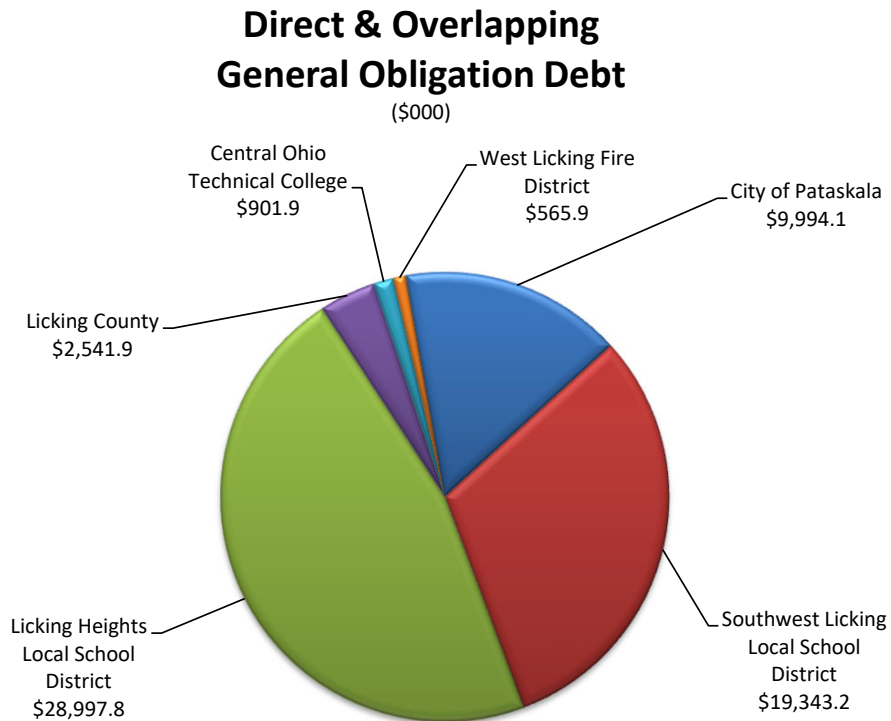
**COMPUTATION OF DIRECT AND OVERLAPPING  
GENERAL OBLIGATION BONDED DEBT**

**As of December 31, 2019**

(\$000's omitted)

Governmental Unit	Total Debt Outstanding	Percent Applicable to City <sup>(1)</sup>	Amount Applicable to City
<b><u>Direct</u></b>			
City of Pataskala	\$9,994.1	100.00%	\$9,994.1
<b><u>Overlapping</u></b>			
Southwest Licking Local School District	\$75,945.0	25.47%	\$19,343.2
Licking Heights Local School District	85,945.0	33.74%	28,997.8
Licking County	24,750.8	10.27%	2,541.9
Central Ohio Technical College	10,145.0	8.89%	901.9
West Licking Fire District	<u>1,620.0</u>	<u>34.93%</u>	<u>565.9</u>
<b>Total Overlapping Debt</b>	<b><u>\$198,405.8</u></b>		<b><u>\$52,350.7</u></b>
<b>Total Direct &amp; Overlapping Debt</b>	<b><u><u>\$208,399.9</u></u></b>		<b><u><u>\$62,344.8</u></u></b>

<sup>(1)</sup> The percentage of overlapping debt applicable is estimated using taxable assessed property values. Applicable percentages were estimated by determining the portion of the County's taxable assessed value that is within the government's boundaries and dividing it by the County's total taxable assessed value.



CITY OF PATASKALA, OHIO

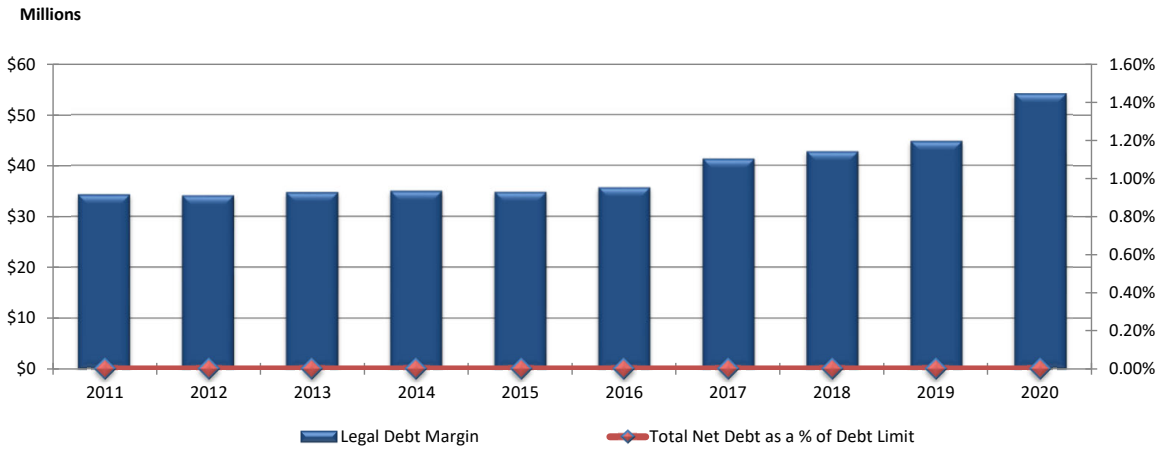
LEGAL DEBT MARGIN INFORMATION  
LAST TEN YEARS

Fiscal Year	Assessed Value	Voted Debt Limit	Total Net Voted Debt Applicable to Limit	Debt Service Available Balance	Legal Debt Margin	Unvoted Debt Margin	Total Net Debt Applicable to Limit as a Percentage of Debt Limit
2020	\$511,658,748	\$53,724,169	\$0	\$368,039	\$54,092,208	\$28,141,231	0.00%
2019	425,180,802	\$44,643,984	0	91,854	44,735,838	23,384,944	0.00%
2018	402,409,801	\$42,253,029	0	451,720	42,704,749	22,132,539	0.00%
2017	391,197,942	\$41,075,784	0	204,382	41,280,166	21,515,887	0.00%
2016	336,668,177	\$35,350,159	0	291,462	35,641,621	18,808,212	0.00%
2015	328,075,440	\$34,447,921	0	305,305	34,753,226	18,349,454	0.00%
2014	330,147,160	\$34,665,452	0	272,626	34,938,078	18,430,720	0.00%
2013	328,084,130	\$34,448,834	0	236,421	34,685,255	18,281,048	0.00%
2012	322,725,800	\$33,886,209	0	213,636	34,099,845	17,963,555	0.00%
2011	325,841,880	\$34,213,397	0	30,067	34,243,464	17,951,370	0.00%

**Note:** Debt limit is calculated as assessed valuation multiplied by 10.5% plus the debt service fund equity. Unvoted debt limit is calculated as assessed valuation multiplied by 5.5%.

**Note:** HB66 began the phase-out of Tangible Personal Property Tax in the next three years. To reflect this phase-out, the assessed valuation listed above has been reduced for TPP by 50% of the 2006 Assessed Valuation.

Legal Debt Margin Analysis  
2011 - 2020



Source: City financial reports

**CITY OF PATASKALA, OHIO**

**PLEDGED REVENUE LOAN COVERAGE - OWDA LOANS  
LAST TEN YEARS**

**SEWER OWDA LOANS:**

Year	Operating Revenue	Operating Expenses (1)	Net Revenue Available for Debt Service	Debt Service Requirements (2)			Coverage Ratio
				Principal	Interest	Total	
2020	\$ 2,444,579	\$ 1,205,549	\$ 1,239,030	\$ 443,763	\$ 112,257	\$ 556,020	2.23
2019	2,282,397	1,221,101	1,061,296	104,190	40,018	144,208	7.36
2018	2,158,258	1,183,543	974,715	204,243	90,036	294,279	3.31
2017	1,923,103	1,073,863	849,240	198,848	95,430	294,278	2.89
2016	2,064,289	1,074,020	990,269	193,597	100,683	294,280	3.37
2015	2,003,493	1,096,880	906,613	188,483	105,796	294,279	3.08
2014	1,664,194	1,123,832	540,362	162,333	113,047	275,380	1.96
2013	1,701,478	1,079,355	622,123	180,148	118,137	298,285	2.09
2012	1,728,713	937,029	791,684	416,942	165,787	582,729	1.36
2011	1,106,985	1,166,708	(59,723)	5,831	1,728	7,559	(7.90)

**WATER OWDA LOANS:**

Year	Operating Revenue	Operating Expenses (1)	Net Revenue Available for Debt Service	Debt Service Requirements (2)			Coverage Ratio
				Principal	Interest	Total	
2020	N/A	N/A	N/A	N/A	N/A	N/A	N/A
2019	N/A	N/A	N/A	N/A	N/A	N/A	N/A
2018	N/A	N/A	N/A	N/A	N/A	N/A	N/A
2017	N/A	N/A	N/A	N/A	N/A	N/A	N/A
2016	N/A	N/A	N/A	N/A	N/A	N/A	N/A
2015	N/A	N/A	N/A	N/A	N/A	N/A	N/A
2014	N/A	N/A	N/A	N/A	N/A	N/A	N/A
2013	N/A	N/A	N/A	N/A	N/A	N/A	N/A
2012	N/A	N/A	N/A	N/A	N/A	N/A	N/A
2011	1,378,810	868,165	510,645	62,802	4,374	67,176	7.60

(1) Total Operating expenses are exclusive of depreciation

(2) Includes principal and interest of OWDA loans only.

There are no Water OWDA loans outstanding after December 31, 2011. Therefore, this calculation is not applicable.

Source: City financial reports



CITY OF PATASKALA, OHIO

DEMOGRAPHIC AND ECONOMIC STATISTICS  
LAST TEN YEARS

Fiscal Year	Population <sup>(3)</sup>	Total Median Household Income <sup>(1)</sup>	Personal Income <sup>(1)(6)</sup>	Per Capita Personal Income <sup>(1)</sup>	Median Age	Combined School Enrollment <sup>(4)</sup>	Unemployment Rate <sup>(2)</sup>
2020	16,117	\$ 77,514	\$ 498,950,086	\$ 30,958	35.3	9,264	4.2%
2019	15,883	72,370	481,207,251	30,297	37.7	9,181	3.4%
2018	15,766	71,469	486,113,078	30,833	37.2	8,435	4.2%
2017	15,611	69,574	475,948,168	30,488	37.5	8,612	3.8%
2016	15,508	68,361	441,196,288	29,727	36.3	8,247	4.0%
2015	15,405	67,880	403,983,797	28,664	36.3	7,889	4.1%
2014	15,289	59,341	399,859,625	26,437	36.1	7,653	4.2%
2013	15,159	59,341	400,556,772	26,437	35.8	7,558	5.9%
2012	15,095	56,470	410,426,352	26,541	35.8	7,408	8.6%
2011	14,996	56,470	386,797,624	26,082	35.8	7,161	8.6%

OTHER MISCELLANEOUS INFORMATION <sup>(5)</sup>

Date of Incorporation 1891  
Form of Government Charter City  
Population <sup>(1)</sup> 16,117

Area in square miles 28.19

<u>City Acreage by class:</u>	<u>Total</u>	<u>Percent</u>
Agricultural	10,539	58.4%
Residential	5,703	31.6%
Office/Commercial/Industrial	1,153	6.4%
Roadways, utilities, other	<u>647</u>	<u>3.6%</u>
<b>Total City Acreage</b>	<b>18,042</b>	<b>100.0%</b>

Facilities & Services

Miles of streets 135  
Number of signalized intersections 11

Sources:

- (1) U.S. Census Bureau
- (2) U.S. Bureau of Labor Statistics
- (3) 2010 U.S. Census Bureau and Mid Ohio Regional Planning Commission
- (4) Southwest Licking and Licking Heights Local School Districts
- (5) City departments
- (6) Sperling's Best Places (www.bestplaces.net)

**CITY OF PATASKALA, OHIO**

**PRINCIPAL EMPLOYERS  
CURRENT YEAR AND NINE YEARS AGO**

<b>Employer</b>	<b>2020</b>		<b>2011</b>	
	<b>Percent of Total Withholding Taxes Paid</b>	<b>Rank</b>	<b>Percent of Total Withholding Taxes Paid</b>	<b>Rank</b>
Licking Heights Local School District	5.83%	1	2.08%	1
American Electric Power Service Corp.	2.40%	2	0.45%	6
Southwest Licking Local School District	1.85%	3	1.16%	2
West Licking Joint Fire District	1.84%	4	0.96%	3
The Kroger Co.	1.73%	5	0.87%	5
First Source Employee Management, Inc.	1.33%	6		
City of Pataskala	0.99%	7	0.36%	9
Buckeye Ready Mix	0.93%	8	0.33%	10
Ohio Steel Industries	0.92%	9		
Licking Memorial Professional Corp.	0.90%	10		
Pataskala Oaks Care Center			0.93%	4
Mulch Manufacturing			0.41%	7
Craft Wholesalers			0.40%	8
<b>Total of Top Ten</b>	<b><u>18.72%</u></b>		<b><u>7.95%</u></b>	
<b>Total Withholdings - All Employers</b>	<b><u>\$ 3,022,627</u></b>		<b><u>\$ 1,540,840</u></b>	

**Source:** Regional Income Tax Agency (RITA) records.

'NA' indicates no data available for time period.

Note: Information on principal employers prior to 2010 was not available, due to the implementation of the income tax in mid-2010.



THIS PAGE IS INTENTIONALLY LEFT BLANK

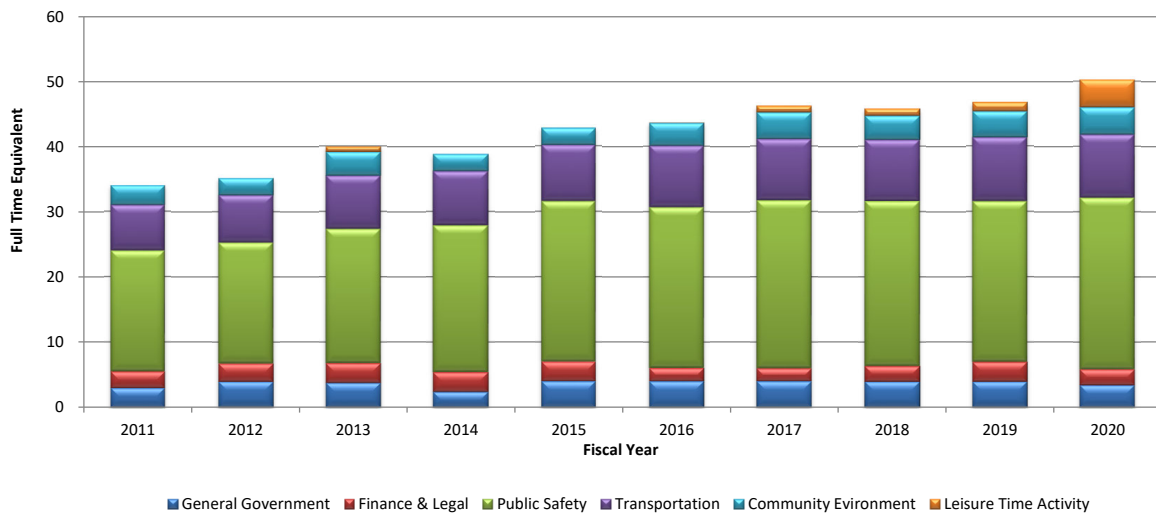
CITY OF PATASKALA, OHIO

FULL TIME EQUIVALENT CITY GOVERNMENT  
EMPLOYEES BY FUNCTION/PROGRAM  
LAST TEN YEARS

Function/Program	2020	2019	2018	2017
<b>General Government</b>	<b>3.42</b>	<b>3.99</b>	<b>3.97</b>	<b>4.01</b>
Clerk of Council	1.00	1.00	1.00	1.00
Mayor's Court	0.59	1.02	1.01	1.02
City Administrator	1.83	1.97	1.96	1.99
<b>Finance &amp; Legal</b>	<b>2.42</b>	<b>2.98</b>	<b>2.40</b>	<b>2.00</b>
Finance	2.42	2.98	2.40	2.00
Law	-	-	-	-
<b>Public Safety</b>	<b>26.33</b>	<b>24.62</b>	<b>25.23</b>	<b>25.69</b>
Police/Clerk	26.33	24.62	25.23	25.69
<b>Transportation</b>	<b>9.68</b>	<b>9.77</b>	<b>9.43</b>	<b>9.39</b>
Public Service	9.68	9.77	9.43	9.39
<b>Community Environment</b>	<b>4.15</b>	<b>4.00</b>	<b>3.69</b>	<b>4.10</b>
Planning & Zoning	4.15	4.00	3.69	4.10
<b>Leisure Time Activity</b>	<b>4.24</b>	<b>1.38</b>	<b>1.05</b>	<b>1.00</b>
Parks Administration	1.00	1.00	1.05	1.00
Parks Maintenance	3.24	0.38	-	-
<b>Utility Services</b>	<b>9.47</b>	<b>8.97</b>	<b>9.24</b>	<b>9.46</b>
Water	6.25	5.94	7.05	7.33
Sewer	3.22	3.03	2.19	2.13
<b>Total Full-Time Equivalent (FTE)</b>	<b>59.71</b>	<b>55.69</b>	<b>55.01</b>	<b>55.66</b>

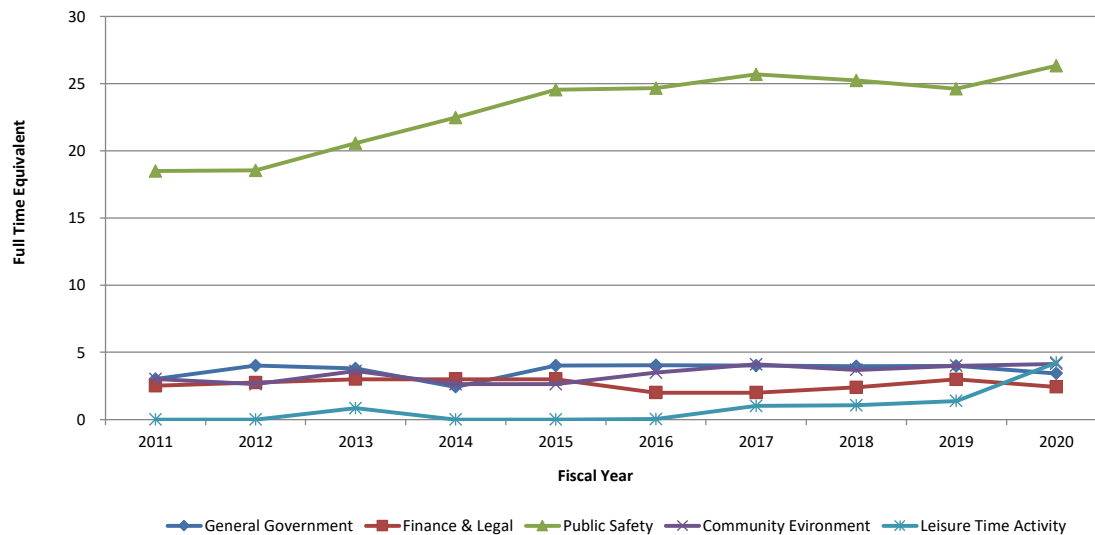
Source: City payroll systems

Full-Time Equivalent Employees  
By Function 2011 - 2020



2016	2015	2014	2013	2012	2011
<b>4.03</b>	<b>4.01</b>	<b>2.43</b>	<b>3.80</b>	<b>4.00</b>	<b>3.00</b>
1.00	1.00	1.00	1.00	1.00	1.00
1.02	1.01	0.99	1.00	1.00	1.00
2.01	2.00	0.44	1.00	1.00	1.00
<b>2.00</b>	<b>3.00</b>	<b>3.00</b>	<b>3.00</b>	<b>2.75</b>	<b>2.50</b>
2.00	2.00	2.00	2.00	1.75	1.50
-	1.00	1.00	1.00	1.00	1.00
<b>24.67</b>	<b>24.55</b>	<b>22.47</b>	<b>20.56</b>	<b>18.54</b>	<b>18.50</b>
24.67	24.55	22.47	20.56	18.54	18.50
<b>9.45</b>	<b>8.62</b>	<b>8.28</b>	<b>8.15</b>	<b>7.25</b>	<b>7.00</b>
9.45	8.62	8.28	8.15	7.25	7.00
<b>3.49</b>	<b>2.63</b>	<b>2.63</b>	<b>3.61</b>	<b>2.63</b>	<b>3.00</b>
3.49	2.63	2.63	3.61	2.63	3.00
<b>0.02</b>	-	-	<b>0.83</b>	-	-
0.02	-	-	0.83	-	-
-	-	-	-	-	-
<b>10.20</b>	<b>10.47</b>	<b>10.02</b>	<b>9.49</b>	<b>9.15</b>	<b>9.00</b>
7.27	6.84	6.42	6.35	3.45	4.50
2.93	3.63	3.60	3.14	5.70	4.50
<b>53.86</b>	<b>53.28</b>	<b>48.83</b>	<b>49.44</b>	<b>44.32</b>	<b>43.00</b>

**Full-Time Equivalent Employees  
By Function 2011 - 2020**



**CITY OF PATASKALA, OHIO**

**OPERATING INDICATORS BY FUNCTION/PROGRAM  
LAST TEN YEARS**

<b>Function/Program</b>	<b>2020</b>	<b>2019</b>	<b>2018</b>	<b>2017</b>
<b>General Government</b>				
Positions Filled	14	10	8	4
Zoning Permits Issued	775	663	633	461
Zoning Inspections Performed	143	222	650	160
Ordinances & Resolutions	100	104	79	97
<b>Public Safety</b>				
Number of Arrests	312	320	522	567
Incidents/Police Reports Taken	1,116	1,911	1,631	1,639
Traffic Violations/Citations	369	573	884	973
<b>Mayor's Court</b>				
Misdemeanor Cases	14	26	70	112
O.V.I. Cases	3	7	11	18
Other Traffic/Misc Cases	240	445	529	734
<b>Leisure Time Activities *</b>				
Youth Soccer Participation	205	884	822	930
Select Soccer	-	170	170	170
Middle School Participation	45	93	96	96
High School Participation	-	15	20	25
Adult Softball Participation	225	100	210	170
Porpoise Swim Team Members	-	215	252	252
<b>Transportation</b>				
Street Resurfacing (miles)	5.00	4.87	3.50	2.75
Tons of salt used	1,800	600	2,150	1,800
Bridges Replaced/Repaired	1	-	-	1
<b>Water</b>				
New Connections	62	92	61	46
Service Calls	841	702	726	699

Source: City of Pataskala Departments.

Note: Information for 10 years prior was not available for all functions.  
Leisure Time statistics not available at publication date.

<u>2016</u>	<u>2015</u>	<u>2014</u>	<u>2013</u>	<u>2012</u>	<u>2011</u>
4	5	9	8	11	4
536	517	433	517	447	401
330	368	267	274	279	236
89	108	65	118	101	115
375	538	524	406	715	436
1,479	1,577	1,383	1,035	1,853	1,521
1,095	1,231	1,370	1,528	1,850	1,167
107	107	102	108	123	142
14	10	10	1	1	14
864	966	1,280	1,325	1,557	1,583
908	862	843	825	452	833
170	126	114	122	216	108
106	128	113	80	43	84
82	91	82	75	44	54
182	168	256	256	120	NA
232	223	212	197	190	NA
3.10	6.70	6.50	12.48	7.00	0.75
1,000	600	1,850	3,100	2,500	1,571
-	-	-	-	1	1
51	48	34	51	48	19
802	1,202	924	736	689	578

'NA' indicates that the data was not available for that specific time period.

**CITY OF PATASKALA, OHIO**

**CAPITAL ASSET STATISTICS BY FUNCTION/PROGRAM  
LAST TEN YEARS**

<b>Function/Program</b>	<b>2020</b>	<b>2019</b>	<b>2018</b>	<b>2017</b>
<b><u>Public Safety</u></b>				
Police:				
Stations	1	1	1	1
Cruisers/Patrol Vehicles	26	21	23	25
<b><u>Leisure Time Activities</u></b>				
Parks	7	7	7	6
Park Acreage	138	138	138	127
Swimming Pools	1	1	1	1
Wading Pools	1	1	1	1
Baseball Diamonds/Softball Fields	6	5	5	5
Soccer Fields	18	14	14	21
<b><u>Transportation</u></b>				
Lane Miles	291	288	282	280
<b><u>Water</u></b>				
Water Mains (linear feet)	334,247	324,931	420,968	294,492
Fire Hydrants	561	550	525	NA
Water Main Valves	978	4,000	982	NA
<b><u>Sewer</u></b>				
Sewer Lines (linear feet)	191,569	225,456	258,387	184,788
Lift Stations	7	7	7	7
Manholes	875	875	875	767
Force Main Sewer Lines (linear feet)	47,607	47,607	47,607	15,365

**Source:** City of Pataskala Departments

'NA' indicates that the data was not available for that specific time period.



<u>2016</u>	<u>2015</u>	<u>2014</u>	<u>2013</u>	<u>2012</u>	<u>2011</u>
1	1	1	1	1	1
25	25	29	23	20	19
6	6	6	6	6	6
127	127	127	127	200	200
1	1	1	1	1	1
1	1	1	1	1	1
4	4	4	4	4	3
26	24	24	23	NA	NA
280	280	280	280	280	272
294,492	293,547	291,100	291,100	291,100	291,100
NA	NA	NA	NA	NA	NA
NA	NA	NA	NA	NA	NA
184,788	183,478	181,923	181,923	181,908	161,500
7	7	7	7	7	7
767	767	762	762	760	737
15,365	15,365	15,365	15,365	15,365	15,365



END OF REPORT



---

**City of Pataskala, Ohio  
Finance Department  
621 West Broad Street, Suite 1D  
Pataskala, Ohio 43062**

**Phone: (740) 927-3167  
Fax: (740) 919-3560**

**[www.cityofpataskalaohio.gov](http://www.cityofpataskalaohio.gov)**



**CITY OF PATASKALA**  
LICKING COUNTY, OHIO

**REGULAR AUDIT**

**FOR THE YEAR ENDED  
DECEMBER 31, 2020**

**CITY OF PATASKALA  
LICKING COUNTY, OHIO**

TABLE OF CONTENTS

PAGES

Independent Auditor's Report on Internal Control Over Financial Reporting and on Compliance and Other Matters Based on an Audit of Financial Statements Performed in Accordance with <i>Government Auditing Standards</i> .....	1 - 2
---	-------

**Independent Auditor's Report on Internal Control Over Financial Reporting and on Compliance and Other  
Matters Based on an Audit of Financial Statements Performed in Accordance with  
*Government Auditing Standards***

City of Pataskala  
Licking County  
621 W. Broad Street, Suite 1D  
Pataskala, Ohio 43062

To the Members of Council and Mayor:

We have audited, in accordance with the auditing standards generally accepted in the United States of America and the standards applicable to financial audits contained in *Government Auditing Standards* issued by the Comptroller General of the United States, the financial statements of the governmental activities, the business-type activities, each major fund, and the aggregate remaining fund information of the City of Pataskala, Licking County, Ohio, as of and for the year ended December 31, 2020, and the related notes to the financial statements, which collectively comprise the City of Pataskala's basic financial statements, and have issued our report thereon dated June 15, 2021, wherein we noted as described in Note 22 to the financial statements, the financial impact of COVID-19 and the continuing emergency measures may impact subsequent periods.

***Internal Control over Financial Reporting***

In planning and performing our audit of the financial statements, we considered the City of Pataskala's internal control over financial reporting (internal control) as a basis for designing audit procedures that are appropriate in the circumstances for the purpose of expressing our opinions on the financial statements, but not for the purpose of expressing an opinion on the effectiveness of the City of Pataskala's internal control. Accordingly, we do not express an opinion on the effectiveness of the City of Pataskala's internal control.

A *deficiency in internal control* exists when the design or operation of a control does not allow management or employees, in the normal course of performing their assigned functions, to prevent, or detect and correct, misstatements on a timely basis. A *material weakness* is a deficiency, or a combination of deficiencies, in internal control, such that there is a reasonable possibility that a material misstatement of the City of Pataskala's financial statements will not be prevented, or detected and corrected, on a timely basis. A *significant deficiency* is a deficiency, or a combination of deficiencies, in internal control that is less severe than a material weakness, yet important enough to merit attention by those charged with governance.

Our consideration of internal control was for the limited purpose described in the first paragraph of this section and was not designed to identify all deficiencies in internal control that might be material weaknesses or significant deficiencies. Given these limitations, during our audit we did not identify any deficiencies in internal control that we consider to be material weaknesses. However, material weaknesses may exist that have not been identified.

***Compliance and Other Matters***

As part of obtaining reasonable assurance about whether the City of Pataskala's financial statements are free from material misstatement, we performed tests of its compliance with certain provisions of laws, regulations, contracts, and grant agreements, noncompliance with which could have a direct and material effect on the financial statements. However, providing an opinion on compliance with those provisions was not an objective of our audit, and accordingly, we do not express such an opinion. The results of our tests disclosed no instances of noncompliance or other matters that are required to be reported under *Government Auditing Standards*.

***Purpose of this Report***

The purpose of this report is solely to describe the scope of our testing of internal control and compliance and the results of that testing, and not to provide an opinion on the effectiveness of the City of Pataskala's internal control or on compliance. This report is an integral part of an audit performed in accordance with *Government Auditing Standards* in considering the City of Pataskala's internal control and compliance. Accordingly, this communication is not suitable for any other purpose.



Julian & Grube, Inc.  
June 15, 2021



# OHIO AUDITOR OF STATE KEITH FABER



**CITY OF PATASKALA**

**LICKING COUNTY**

## **AUDITOR OF STATE OF OHIO CERTIFICATION**

This is a true and correct copy of the report, which is required to be filed pursuant to Section 117.26, Revised Code, and which is filed in the Office of the Ohio Auditor of State in Columbus, Ohio.



**Certified for Release 7/22/2021**

88 East Broad Street, Columbus, Ohio 43215  
Phone: 614-466-4514 or 800-282-0370

This report is a matter of public record and is available online at  
[www.ohioauditor.gov](http://www.ohioauditor.gov)