

**CITY OF NORTH RIDGEVILLE
LORAIN COUNTY, OHIO**

AUDIT REPORT

**FOR THE YEAR ENDED
DECEMBER 31, 2019**

James G. Zupka, CPA, Inc.
Certified Public Accountants

OHIO AUDITOR OF STATE
KEITH FABER



88 East Broad Street
Columbus, Ohio 43215
IPAReport@ohioauditor.gov
(800) 282-0370

City Council
City of North Ridgeville
7307 Avon Belden Road
North Ridgeville, Ohio 44039

We have reviewed the *Independent Auditor's Report* of the City of North Ridgeville, Lorain County, prepared by James G. Zupka, CPA, Inc., for the audit period January 1, 2019 through December 31, 2019. Based upon this review, we have accepted these reports in lieu of the audit required by Section 117.11, Revised Code. The Auditor of State did not audit the accompanying financial statements and, accordingly, we are unable to express, and do not express an opinion on them.

Our review was made in reference to the applicable sections of legislative criteria, as reflected by the Ohio Constitution, and the Revised Code, policies, procedures and guidelines of the Auditor of State, regulations and grant requirements. The City of North Ridgeville is responsible for compliance with these laws and regulations.

A handwritten signature in cursive script that reads "Keith Faber".

Keith Faber
Auditor of State
Columbus, Ohio

January 09, 2021

This page intentionally left blank.

**CITY OF NORTH RIDGEVILLE
LORAIN COUNTY, OHIO
AUDIT REPORT
FOR THE YEAR ENDED DECEMBER 31, 2019**

TABLE OF CONTENTS

	<u>PAGE</u>
Independent Auditor's Report	Under Separate Cover
Comprehensive Annual Financial Report	Under Separate Cover
Independent Auditor's Report on Internal Control over Financial Reporting and on Compliance and Other Matters Required by <i>Government Auditing Standards</i>	1-2
Schedule of Findings and Responses	3-4
Schedule of Prior Audit Findings and Recommendations	5

This page intentionally left blank.

JAMES G. ZUPKA, C.P.A., INC.

*Certified Public Accountants
5240 East 98th Street
Garfield Hts., Ohio 44125*

Member American Institute of Certified Public Accountants

(216) 475 - 6136

Ohio Society of Certified Public Accountants

**REPORT ON INTERNAL CONTROL OVER FINANCIAL REPORTING
AND ON COMPLIANCE AND OTHER MATTERS REQUIRED BY
GOVERNMENT AUDITING STANDARDS**

To the Members of City Council
City of North Ridgeville
North Ridgeville, Ohio

The Honorable Keith Faber
Auditor of State
State of Ohio

We have audited, in accordance with the auditing standards generally accepted in the United States of America and the standards applicable to financial audits contained in Government Auditing Standards issued by the Comptroller General of the United States, the financial statements of the governmental activities, the business-type activities, each major fund, and the aggregate remaining fund information of the City of North Ridgeville, Lorain County, Ohio, (the City) as of and for the year ended December 31, 2019, and the related notes to the financial statements, which collectively comprise the City's basic financial statements, and have issued our report thereon dated November 25, 2020, wherein we noted the financial impact of COVID-19 and the ensuing emergency measures will impact subsequent periods of the City.

Internal Control Over Financial Reporting

In planning and performing our audit of the financial statements, we considered the City's internal control over financial reporting (internal control) to determine the audit procedures that are appropriate in the circumstances for the purpose of expressing our opinions on the financial statements, but not for the purpose of expressing an opinion on the effectiveness of the City's internal control. Accordingly, we do not express an opinion on the effectiveness of the City's internal control.

Our consideration of internal control was for the limited purpose described in the preceding paragraph and was not designed to identify all deficiencies in internal control that might be material weaknesses or significant deficiencies and therefore, material weaknesses or significant deficiencies may exist that were not identified. However, as described in the accompanying Schedule of Findings and Responses we identified certain deficiencies in internal control that we considered to be a material weakness and a significant deficiency.

A deficiency in internal control exists when the design or operation of a control does not allow management or employees, in the normal course of performing their assigned functions, to prevent, or detect and correct, misstatements on a timely basis. A *material weakness* is a deficiency, or a combination of deficiencies, in internal control, such that there is a reasonable possibility that a material misstatement of the City's financial statements will not be prevented, or detected and corrected on a timely basis. We identified a certain deficiency in the accompanying Schedule of Findings and Responses that we considered a material weakness as item **2019-001**.

A significant deficiency is a deficiency, or a combination of deficiencies, in internal control that is less severe than a material weakness, yet important enough to merit attention by those charged with governance. We identified a certain deficiency in the accompanying Schedule of Findings and Responses that we considered a significant deficiency as item **2019-002**.

Compliance and Other Matters

As part of obtaining reasonable assurance about whether the City's financial statements are free from material misstatement, we performed tests of its compliance with certain provisions of laws, regulations, contracts, and grant agreements, noncompliance with which could have a direct and material effect on the determination of financial statement amounts. However, providing an opinion on compliance with those provisions was not an objective of our audit, and accordingly, we do not express such an opinion. The results of our tests disclosed an instance of noncompliance or other matters that is required to be reported under *Government Auditing Standards* and which is described in the accompanying Schedule of Findings and Responses as item **2019-001**.

City's Response to the Findings

The City's responses to the findings identified in our audit are described in the accompanying Schedule of Findings and Responses. The City's responses were not subjected to the auditing procedures applied in the audit of the financial statements and accordingly, we express no opinion on them.

Purpose of This Report

The purpose of this report is solely to describe the scope of our testing of internal control and compliance and the results of that testing, and not to provide an opinion on the effectiveness of the City's internal control or on compliance. This report is an integral part of an audit performed in accordance with *Government Auditing Standards* in considering the City's internal control and compliance. Accordingly, this communication is not suitable for any other purpose.



James G. Zupka, CPA, Inc.
Certified Public Accountants

November 25, 2020

**CITY OF NORTH RIDGEVILLE
LORAIN COUNTY, OHIO
SCHEDULE OF FINDINGS AND RESPONSES
FOR THE YEAR ENDED DECEMBER 31, 2019**

Finding 2019-001 – Material Weakness/Non-Compliance – Hinkle Submission

Condition/Criteria

Per ORC 117.38, the City is required to file their financial statements on a GAAP-basis within 150 days of fiscal year-end. The City was granted an additional 60 days by the Auditor of State to complete this filing, which gave them a filing deadline of July 30, 2020. The report was filed to the Hinkle reporting system on November 11, 2020. The purpose of these deadlines is to ensure the financial statements can be made available to the public in a timely manner in order to maintain their usefulness.

Cause/Effect

The City had a change in the City Auditor position at December 31, 2019. In addition to this change, another employee within the Auditor's Office resigned during 2020. The City places a temporary hiring freeze during most of 2020 due to the COVID-19 pandemic. The City only had enough employees to maintain day-to-day operations.

Recommendation

We recommend the City abide by the guidelines set forth in ORC 117.38, so that financial statements are submitted and audited in a timely manner.

City's Response

As indicated above, the loss of critical staff and the hiring freeze due to the COVID-19 pandemic placed the Auditor's Office in a critical situation causing delays in the timeliness of financial reporting. While the City requested two extensions due to these extreme circumstances, only the initial extension was granted. In addition to contracting with Costin and Kendall for the GAAP conversion, the City also contracted with James G. Zupka's GAAP team for additional professional accounting services. In the coming months, the City will be reviewing proposals for the 2020 GAAP conversion to determine the resources necessary to ensure compliance.

**CITY OF NORTH RIDGEVILLE
LORAIN COUNTY, OHIO
SCHEDULE OF FINDINGS AND RESPONSES
FOR THE YEAR ENDED DECEMBER 31, 2019**

Finding 2019-002 – Significant Deficiency – Capital Assets

Condition/Criteria

During our testing of capital assets, we noted the following:

- The City used prior year depreciation amounts and added in current year additional depreciation.
- The City did not record payments made by Ohio Department of Transportation (ODOT) on the City's behalf on a cash basis, but were subsequently recorded on the GAAP financial statements.
- The City did not record any disposals of capital assets on the financial statements, but the City disposed 25 capital assets throughout the year. The City is not recording capital asset deletions timely.

Cause/Effect

The City was unable to extract and update their capital asset reports from their system prior to submission of the financial statements. The depreciation expense was recorded as an estimate rather than actual amounts. ODOT has been paying vendors directly for the Center Ridge Road Widening project. The City did not record the \$6,865,027 in payments made by ODOT. The entry has no impact on the net position due to the grossing up of both revenues and expenses equally. The unreported disposals had a capital asset gross value of \$555,816. The disposed assets were fully depreciated; therefore, it has no impact on the net book value reported on the financial statements.

Recommendation

We recommend the City maintain a complete capital asset listing report that has the ability to be updated every year for addition, deletions, and depreciation. The City should be recording all payments made to vendors on their behalf as both a revenue and expense. The City should consider performing a physical observation/revaluation of capital assets to verify all the assets that the City has in its possession.

City's Response

The City contracted with Software Solutions to extract the fixed asset data from the previous antiquated fixed asset system and import the data into the City's current financial system's asset module. This will provide the City with a useable system with accurate historical data in which additions, deletions and depreciation can be performed. The City has also contracted with Industrial Appraisal to perform a current valuation of the City's assets. Lastly, the City has been in contact with the Ohio Department of Transportation, Division of Finance, to obtain the information necessary to ensure the proper recording of vendor payments made on behalf of the City by the Ohio Department of Transportation (ODOT) in the future.

**CITY OF NORTH RIDGEVILLE
LORAIN COUNTY, OHIO
SCHEDULE OF PRIOR AUDIT FINDINGS AND RECOMMENDATIONS
FOR THE YEAR ENDED DECEMBER 31, 2019**

The prior audit report, as of December 31, 2018, included no citations or instances of noncompliance. Management letter recommendations have been corrected, repeated, or procedures instituted to prevent occurrences in this audit period.

This page intentionally left blank.

City of North Ridgeville, Ohio



**Comprehensive Annual Financial Report
For the Year Ended December 31, 2019**

Back of Front Cover.

INTRODUCTORY SECTION

Back of Divider Page.

**CITY OF NORTH RIDGEVILLE, OHIO
COMPREHENSIVE ANNUAL FINANCIAL REPORT
FOR THE YEAR ENDED DECEMBER 31, 2019**

Prepared By:
Office of the Auditor

April Wilkerson,
City Auditor

TABLE OF CONTENTS

	<u>Page</u>
INTRODUCTORY SECTION	
Title Page	i
Table of Contents	ii
Letter of Transmittal	v
Principal City Officials	xiii
Organization Chart	xiv
GFOA Certificate of Achievement	xv
FINANCIAL SECTION	
Independent Auditor's Report	1
Management's Discussion and Analysis	5
Basic Financial Statements	
Government-wide Financial Statements	
Statement of Net Position	17
Statement of Activities	18
Fund Financial Statements	
Balance Sheet - Governmental Funds	20
Reconciliation of Total Governmental Fund Balances to Net Position of Governmental Activities	21
Statement of Revenues, Expenditures and Changes in Fund Balances - Governmental Funds	22
Reconciliation of the Statement of Revenues, Expenditures and Changes in Fund Balances of Governmental Funds to the Statement of Activities	23
Statement of Revenues, Expenditures and Changes in Fund Balances Budget (Non-GAAP Budgetary Basis) and Actual - General Fund	24
Statement of Fund Net Position - Proprietary Funds	26
Statement of Revenues, Expenses and Changes in Fund Net Position - Proprietary Funds	27
Statement of Cash Flows - Proprietary Funds	28
Statement of Fiduciary Assets and Liabilities	30
Notes to the Basic Financial Statements	31
Required Supplementary Information	
Schedule of the City's Proportionate Share of the Net Pension Liability	
Ohio Public Employee's Retirement System - Traditional Plan	84
Ohio Police and Fire Pension System	86
Schedule of the City's Contributions - Pensions	
Ohio Public Employee's Retirement System - Traditional Plan	88
Ohio Police and Fire Pension System	90
Schedule of the City's Proportionate Share of the Net OPEB Liability	
Ohio Public Employee's Retirement System - Traditional Plan	92
Ohio Police and Fire Pension System	93
Schedule of the City's Contributions - OPEB	
Ohio Public Employee's Retirement System - Traditional Plan	94
Ohio Police and Fire Pension System	96
Notes to Required Supplementary Information	98

TABLE OF CONTENTS (continued)Page


Combining Statements and Nonmajor Fund Schedules:	
Combining Statements - Nonmajor Governmental Funds	
Fund Descriptions	102
Combining Balance Sheet - Nonmajor Governmental Funds	104
Combining Statement of Revenues, Expenditures and Changes in Fund Balances - Nonmajor Governmental Funds	105
Combining Balance Sheet - Nonmajor Special Revenue Funds	106
Combining Statement of Revenues, Expenditures and Changes in Fund Balances - Nonmajor Special Revenue Funds	110
Combining Balance Sheet - Nonmajor Capital Projects Funds	114
Combining Statement of Revenues, Expenditures and Changes in Fund Balances - Nonmajor Capital Projects Funds	116
Combining Statements - Agency Funds	
Fund Descriptions	119
Combining Statement of Assets and Liabilities - Agency Funds	120
Combining Statement of Changes in Assets and Liabilities - Agency Funds	122
Individual Fund Schedules of Revenues, Expenditures/Expenses and Changes in Fund Balances - Budget (Non-GAAP Budgetary Basis) and Actual Major Funds	
General Fund	125
General Obligation Bond Retirement Fund	129
Center Ridge Road Construction Fund	130
Nonmajor Funds	
Payroll and Benefits Reserve Fund	131
Street Construction, Maintenance and Repair Fund (SCMR)	132
State Highway Fund	133
Motor Vehicle License Tax Fund	134
Street Levy Fund	135
Surface Drainage Fund	136
Police Levy Fund	137
Police Pension Fund	138
SafetyvilleFund	139
Law Enforcement Fund	140
Local Law Enforcement Assistance Fund	141
Drug Law Enforcement Fund	142
DUI Enforcement and Education Fund	143
Clerk of Courts Computer Service Fund	144
Court Computerization Fund	145
Fire Levy Fund	146
Fire Pension Fund	147
FEMA Safer Fund	148
Paramedic Levy Fund	149
Ambulance Fund	150
State and Other Grants Fund	151
Federal Grants Fund	152
Cemetery Fund	153
Park and Recreation Fund	154
Park and Recreation Improvement Fund	155
Senior Citizens Title III Fund	156
DUI Task Force Grant	157

TABLE OF CONTENTS (continued)

	<u>Page</u>
NOPEC Grant Fund	158
Solid Waste Management Fund	159
Hotel Tax Fund	160
Special Assessment Bond Retirement Fund	161
Capital Projects Fund	162
Central Fire Station Fund	163
Avon Belden Roundabout Fund	164
ODNR Flood Control Fund	165
Mildred Street Extension Fund	166
Fire Truck and Improvement Fund	167
TIF Fund	168

STATISTICAL SECTION

Contents	S 1
Financial Trends	
Net Position by Component	S 2
Expenses and Program Revenues	S 4
Net (Expense) / Revenue, General Revenues and Total Change in Net Position	S 6
Program Revenues by Function / Program	S 8
Governmental Funds Fund Balances	S 10
Governmental Fund Type - Revenues by Source	S 12
Governmental Fund Type - Expenditures by Function	S 14
Other Financing Sources and Uses and Net Change in Fund Balances - Governmental Funds	S 16
Revenue Capacity	
Assessed and Estimated Actual Value of Taxable Property	S 18
Property Tax Rates - Direct and Overlapping Governments	S 20
Principal Taxpayers - Real Property Taxpayers	S 22
Principal Taxpayers - Public Utility	S 23
Property Tax Levies and Collections (Real and Public Utilities)	S 24
City Income Tax Collections	S 25
Debt Capacity	
Ratio of Outstanding Debt by Type	S 27
Ratio of Net General Obligation Bond Debt to Assessed Value and Net General Obligation Bonded Debt per Capita	S 28
Direct and Overlapping Governmental Activities Debt	S 29
Computation of Legal Debt Margin	S 30
Pledged Revenue Coverage	S 32
Demographic and Economic Information	
Demographic Statistics	S 33
Principal Employers	S 34
Operating Information	
Full-time Equivalent City Government Employees by Function	S 36
Operating Indicators by Function / Program	S 38
Capital Asset Statistics by Function / Program	S 40



THE CITY OF NORTH RIDGEVILLE

7307 AVON BELDEN ROAD, NORTH RIDGEVILLE, OHIO 44039

TELEPHONE: (440) 353-0851 FAX: (440) 353-1542

Auditor's Office

November 25, 2020

Members of City Council and
Citizens of North Ridgeville
North Ridgeville, Ohio

We are pleased to submit this Comprehensive Annual Financial Report (CAFR) of the City of North Ridgeville, Ohio for its year ended December 31, 2019. Responsibility for both the accuracy of the data and the completeness and fairness of the presentation including all disclosures rests with the City. To the best of our knowledge and belief, the enclosed data are accurate in all material respects and are reported in a manner that presents fairly the financial position and results of operations of the City. All disclosures necessary to enable the reader to gain an understanding of the City's financial activities have been included.

Independent Audit

The City's financial statements for the year ended December 31, 2019 were examined by James G. Zupka, CPA, Inc. The Independent Auditor's Report on the basic financial statements is included in the Financial Section of this report.

Reporting Entity

For financial reporting purposes, the City includes all funds that comprise the primary government and all agencies, boards and commissions for which the City is financially accountable and component units. Component units are legally separate organizations for which the City is financially accountable. The City is financially accountable for an organization if the organization is fiscally dependent on the City or if the City appoints a majority of the organization's governing board and 1) it is able to impose its will on the organization or 2) there is a potential for the organization to provide specific financial benefits or impose specific financial burdens on the City. The City has no component units.

CITY PROFILE

The City

The City of North Ridgeville is located in Lorain County in northeast Ohio, approximately twenty miles southwest of the City of Cleveland, approximately ten miles southeast of the City of Lorain, and approximately thirteen miles northwest of Cleveland Hopkins International (CLE) airport. The City's area is approximately 25 square miles. The City's estimated population was 33,436 according to the U.S. Census Bureau, which is the third largest in Lorain County. The City is in the Cleveland-Elyria-Mentor Metropolitan Statistical Area (MSA) and the Cleveland-Akron-Elyria Combined Statistical Area (CSA).

The City is provided with banking and financial services by eight local commercial banks and savings and loan associations, operating a total of eight offices within the City. Three daily and two weekly newspapers serve the City. The City is within the broadcast area of seven television stations and approximately thirty-one AM and FM radio stations. Multi-channel cable TV service, including educational, governmental, and public access channels is provided by Spectrum and WOW cable.

Within commuting distance are several public and private two-year and four-year colleges and universities, including Cleveland State University, University of Akron, and Kent State University (three of Ohio's twelve state

universities), Lorain County Community College (LCCC), Cuyahoga Community College, Oberlin College (located in the County), Baldwin Wallace University, John Carroll University and Case Western Reserve University. The LCCC University Partnership Ridge Campus offers numerous academic programs in the City.

Two major health care providers serve the City. University Hospital System (UH) operates an outpatient health center on Lorain Road within the City. This center provides laboratory services, physician therapy, primary and specialty care physician services, pediatrics, and heart and vascular services. In addition, the Cleveland Clinic Foundation and UH operate a number of health care facilities located in the cities of Avon, Elyria, Westlake, and Fairview Park and within a 10-mile radius of the City. Among those facilities are four acute-care hospitals, UH's Elyria Medical Center (387 beds) located in the City of Elyria and St. John Medical Center (approximately 204 beds) located in the City of Westlake, and the Cleveland Clinic Foundation's Avon Hospital (126 beds) located in Avon and Fairview Hospital (488 beds) located in Fairview Park. Mercy Regional Medical Center, a 338-bed total care facility located in the City of Lorain also serves the area. A number of other health care facilities, including many of others of the Cleveland Clinic Foundation, the UH System and Cuyahoga County's Metro Health System, are within a 30 to 45 minute commuting distance.

The City owns and operates four parks covering 92 acres and provides recreational facilities including basketball, volleyball and tennis courts, baseball / softball fields, soccer fields, walking trails, picnic areas and a stocked fishing lake. An additional 66 acres has been leased for private use as a sports park. In addition, the City is within the Lorain County Metropolitan Park District, created to preserve natural resources and provide park and recreation facilities within the County. The Park District's Sandy Ridge Reservation, which is located within the City, consists of 310 acres of wildlife preservation with small ponds, a trail complete with information signs, observation mound, playground, educational center, and picnic area.

Severance Hall, home of the Cleveland Orchestra; the Cleveland Museum of Natural History; the Cleveland Museum of Art; the NASA Space Technology Museum; The Rock and Roll Hall of Fame; the Great Lakes Science Museum and other museums, theaters and cultural attractions are located within 45 minutes driving time of the City.

City Government

The City of North Ridgeville was founded in 1810, incorporated as a village in 1958 and became a City in 1960. The City operates under and is governed by its Charter, first adopted by voters in 1961 and which has been and may be amended by the voters from time to time. The City is also subject to some general laws applicable to all cities. Under the Ohio Constitution, the City may exercise all powers of local self-government and police powers to the extent not in conflict with applicable laws. The Charter provides for a Mayor-Council form of government. Legislative authority is vested in a seven-member Council, of whom three are elected at-large and four are elected from wards, all for four-year terms. The Council fixes compensation of City officials and employees, and enacts ordinances and resolutions relating to the City services, tax levies, appropriating and borrowing money, licensing and regulating businesses and trades, and other municipal purposes. The presiding officer is the President of Council, who is elected by the Council from the at-large members for a two-year term.

The City's chief executive and administrative officer is the Mayor, who is elected by the voters for a four-year term. The Mayor appoints the directors of most City departments, subject to the approval of a majority of all the members of Council. The major appointed officials are the Directors of Law, Safety-Service, and the Treasurer. The Mayor also appoints members to a number of boards and commissions, and appoints and removes, in accordance with civil service requirements, all appointed officers, and employees.

The Auditor, who is the City's chief fiscal officer and the Clerk of Council, is appointed by Council. The Auditor is appointed to a two-year term, subject to removal by a majority of all of the members elected to Council. The Clerk of Council serves at the pleasure of Council.

All elected officials, except the Mayor, serve part-time.

The City provides a full range of municipal services including police, fire, and emergency rescue services, park and recreation services, water, sanitary and storm sewer utility services, planning and zoning, general administrative services, and a Mayor's court.

CITY ECONOMIC CONDITION

Local Economy and Outlook

The City is primarily a residential community with many residents commuting daily to work in the City of Cleveland and other areas in Lorain County and adjacent Cuyahoga County. Approximately one fourth of the land in the City is undeveloped or used for agricultural purposes. Because of its location adjacent to the substantially fully developed cities of Westlake and North Olmsted and access to the Ohio Turnpike (I-80), I-90, I-480 and State Route 10, and close proximity to Cleveland Hopkins International Airport, new residential, commercial, light industrial and warehousing development is expected to continue within the next several years.

Because the City has a diverse workforce and is not reliant on any concentration of industry, it has been able to weather economic downturns without curtailing basic services. The City's major sources of revenues are municipal income taxes, property taxes and intergovernmental revenues consisting of state shared taxes and grants. In recent years, the City has been one of the fastest growing residential communities in the State of Ohio. The City has developed a master plan to encourage and accommodate responsible and orderly growth that identifies areas for residential, commercial, industrial, and governmental development.

To attract commercial developments and light industrial development, the City has established an enterprise zone (coterminous with the City) and a community reinvestment area. Under its enterprise zone program and policy, the City offers businesses abatements of up to 100% of real property taxes on new property added to the tax duplicate, for a period of up to ten years. The amounts, types, and duration of the actual abatements offered by the City under this program are a function of the size of the proposed development and the number of jobs created. Under its community reinvestment zone program and policy, the City offers an abatement of real property taxes on new property added to the tax duplicate, for a period of up to 15 years.

Five separate industrial parks are located within in the City. The largest of these is Taylor Woods Industrial Park, which includes Invacare Corp. (a manufacturer of wheelchairs), Beckett Gas, Inc. (a manufacturer of gas burners), and Beckett Air, Inc. (a manufacturer of blower parts). Commercial building permits issued in 2019 had an estimated value of \$3,047,000. The City expects commercial development to expand as the result of its infrastructure improvements completed in recent years, access to Interstate highways, close proximity to Cleveland Hopkins International Airport and downtown Cleveland, Ohio, and scheduled widening of Center Ridge Road to be completed early 2021.

In 2018, University Hospitals completed construction of an outpatient ambulatory health center and freestanding emergency department facility that is operated 24 hours a day every day on a 30-acre site on Lorain Road near the intersection of I-480 and I-90 and I-80 (James W. Shocknessy Ohio Turnpike). That \$32.4 million center now provides laboratory services, physical therapy, primary and specialty care physician services, pediatrics, heart and vascular services as well as the emergency department. University Hospitals now has approximately 126 employees in that 50,300 square foot facility.

Construction continues on two assisted living facilities. The first, to be known as The Avenue and located on Lear Nagle Road, is a 85,370 square-foot one-story center, including three courtyards and 103 private suites. The Avenue has an estimated cost of \$10.25 million. The second, to be known as The Danbury and located on Bagley Road, is a 97,100 square-foot facility that will consist of 106 units offering independent living, assisted living, and a memory care unit. The Danbury has an estimated cost of \$13.00 million. Both facilities are anticipated to be completed late 2019/early 2020, and each is estimated to have more than 100 employees when in full operation.

Construction of the Center Ridge Road improvements began in 2018 and is estimated to be completed early 2021. The City currently estimates that the aggregate cost of those improvements will be approximately \$60,000,000. The State and federal share of that cost is estimated to be approximately \$56,000,000 and the City's local share is estimated to be approximately \$4,000,000. The City expects that, when completed, the Center Ridge Road improvements will result in and support significant additional commercial development along its east-west corridor.

The City and the School District plan to cooperate to cause the redevelopment of the 15-acre site of the District's former middle school and an adjacent site, a prime location for future commercial or mixed use development in the center of the City.

Residential development in the City is continuing at a significant pace. Two major planned community developments in the City, Waterbury and Meadow Lakes, are still under development. Waterbury, a 640-acre development, will have approximately 2,000 residential units when completed and is now approximately 95% complete. Meadow Lakes, a 570-acre development, will have approximately 1,900 residential units when completed and is currently approximately 90% complete. Other major ongoing residential developments in the City include: Avalon, Cross Creek, Cypress Station, Hampton Place, Mill Ridge, North Ridge Pointe, Ridgefield, Stone Creek, the Reserve at Winfield, Timber Ridge and Windsor Point. The City's Building Department projects that approximately 1,000 additional residential units will be constructed within these various developments when they are built out. The City issued permits for 320 new residential units with an estimated aggregate value of \$50,000,000 in 2018 and 318 new residential units with an estimated aggregate value of \$52,234,209 in 2019. See Housing and Building Permits.

Long-term Planning

Long-term financial planning is performed on a departmental basis and incorporated as a part of the annual appropriation process.

Operating costs are forecasted for governmental operations on a five-year basis. Property tax collections are the second highest source of general revenue to the City. The City's voted property tax levies are limited to five years in duration and must be "renewed" or "replaced" by voter approval prior to expiration. Property tax levies are voted on at a specific millage rate. Ohio House Bill 920, in effect since 1976, removed the inflationary revenue growth resulting from increased property valuation by requiring annually, a decrease in the millage rate proportional to the increase in property valuation. As a result, the amount of annual tax collections generated by the levy remains approximately the same for the five-year period based on the annually determined "effective tax rate." Prior to expiration of each levy, the City must seek voter approval to "renew" or "replace" each levy. A renewal levy results in the continuation of tax collections at the effective rate based on the property tax valuation when the original levy was first passed, resulting in the same annual tax collections as the previous five years. A "replacement" levy results in the original tax rate applied to the current property valuation, which results in additional tax revenue based on the updated most recent valuation. The City's policy in recent years, when economically advantageous, has been to seek "renewal" levies. Accordingly, in the initial years following passage, levy monies are allowed to accumulate for use in the later years when increasing operating costs exceed the tax levy revenue collected. Historically, renewal and replacement levies have been supported by the voters.

Capital asset budgets for governmental operations are maintained by the departments, and capital asset replacements are planned as part of the City's annual appropriation process. Annually, 15% of the City's municipal income tax collections are allocated to the City's Capital Projects Fund for the acquisition of capital assets. A portion of these funds are allocated to pay debt issued for capital assets.

Operating costs and capital outlay related to the City's enterprise operations consisting of water and sanitary sewer are paid from user fees and tap-in charges, as applicable. The City's water and sanitary sewer operations are self-sufficient. The City obtains independent rate studies periodically and adjusts user fees as needed. Sewer rate reviews will be completed in 2019. Water rates are adjusted annually based on the cost to purchased water.

MAJOR INITIATIVES

Police Department

The Police Department provides basic and enhanced law enforcement services to this growing community with a compliment of forty (40) full-time officers, three (3) full-time dispatchers, two (2) part-time dispatchers, one (1) records clerk and two administrative staff members. Police services include directed patrol, selective traffic patrol, detective bureau, school resource officers, bicycle patrol, K-9 units, safety programs, and multi-jurisdictional fugitive, bomb and SWAT teams. In 2019 the department responded to 574 motor vehicle crashes, arrested 151 intoxicated drivers, issued 3,932 traffic citations, made 733 criminal arrests and went to 29,620 calls for service and assistance. The Department strives to fulfill its mission of providing professional, impartial, and caring police services that will enhance the quality of life for its citizens.

Fire Department

The Fire Department is the largest dual-role emergency service in Lorain County providing both advanced life-support paramedic service and fire protection on a twenty-four hour basis with a full time staff of thirty-nine state certified paramedics and one administration staff. The Department is an active member of the Lorain County dive rescue, technical rescue, and hazardous materials teams which provide technical rescue assistance throughout Lorain County, and maintains a fire prevention program that educates students, conducts fire safety inspections, and provides CPR classes to residents and businesses. In 2019, the Department responded to 3,107 medical emergencies and 692 fire calls. The Department is a member of the WESTCOM regional dispatch center which provides mutual aid emergency support services to the City from various surrounding cities. The Department maintains an ISO Public Protection Classification (PPC) of #4 for its fire suppression services and holds the Commission on Accreditation of Ambulance Services accreditation, which means that the Fire Department has met the "gold standard" determined by the ambulance industry and assures our residents that quality care is being provided to our community.

The City received voter approval for a bond issue in the amount of \$8,200,000 to provide funds to pay costs of constructing, furnishing, and equipping a new central fire station in 2015. The department moved into the new headquarters fire station in July 2019.

Building Department

The Building Department staffs six full-time building inspectors and two secretaries under the direction of the Chief Building Official. The City maintains an ISO (Insurance Service Office) building code rating of #5 for residential and #4 for commercial property owners. The Building Department continually strives to maintain or improve the City's ISO ratings to minimize the insurance cost of its citizens. During 2019, building permits were issued for 318 new residential dwellings, 2 new commercial building, and 60 commercial additions/remodels. The Department utilizes state of the art mobile technology for its field inspectors enabling remote access to plans and inspection reports enhancing efficiency and compliance. The Department has also implemented electronic plan review enabling applicants to upload drawings through the Internet and track the status of their plan review from inception through issuance of a permit electronically.

Engineering Department

The Engineering Department consists of seven full-time staff. In 2019, the Department's services included engineering review and inspection for 13 commercial projects, and 7 residential subdivisions that account for upwards of 300 residential lots receiving preliminary or final approval at various locations throughout the City. The Department continues enhancements of its Geographic Information System for the City's infrastructure systems including, storm sewer, sanitary sewer, waterways, contouring, zoning and soil conditions. The Department is continuing to study methods to improve storm water management within the City. In 2019, the Department continued to work on the Center Ridge Road Widening Project, which is expected to be completed in 2021. The Department successfully delivered multiple public works projects in 2019, including a major sanitary sewer extension project along Sugar Ridge Road. In 2019, the Department completed a City-wide Pavement Condition Rating Study. This study will help guide future roadway improvements throughout the City for years to come.

Utilities Department

The Utilities Department serviced over 14,000 water, sewer and sanitation accounts in 2019 with its utilities office staff of four full-time employees. The City continues to reap the benefits of its automated electronic meter reading system which, in addition to providing contemporaneous “read” information transmitted directly to the Utility Department computers, can identify potential water leaks, broken and vandalized meters, greatly enhancing its customer service while reducing operating costs. The Departments U-Bill system provides Internet electronic payment capability for convenience of its citizens. The City-wide recycling program which provided color coordinated wheel cart receptacles to its residents continues to increase in the volume of recyclables collected annually.

French Creek Wastewater Treatment Plant

The City’s French Creek Wastewater Treatment Plant services the City of North Ridgeville, the City of Avon, and the Village of Sheffield. The Plant’s staff consists of 15 full-time employees. Capacity of the plant is 11.25 MGD. The land and plant facilities were originally designed to accommodate a 33 MGD treatment facility to be constructed in four phases, as the served communities continue to grow. In 2019, planning continued for the upgrade of filtration, influent pumps and the aeration systems. These system upgrades will greatly enhance the operational reliability of the plant and result in additional operational cost savings.

Parks and Recreation

The City owns and operates four parks covering 114 acres and provides recreational facilities including basketball, volleyball, pickleball & tennis courts, baseball / softball fields, soccer fields, walking trails, picnic areas and a stocked fishing lake. An additional 66 acres has been leased for private use as a sports park. In addition, the City is within the Lorain County Metropolitan Park District, created to preserve natural resources and provide park and recreation facilities within the County. The Park District’s Sandy Ridge Reservation, which is located within the City, consists of 310 acres of wildlife preservation with small ponds, a trail complete with information signs, observation mound, playground, educational center and picnic area.

The Parks and Recreation Department provides affordable programs and services for residents that include tot & youth leisure activities, youth and adult sport programs, special events, cultural enrichment, group fitness and adult education classes. The department offers on average over a calendar year more than a 80 programs to the community.

The City’s park system includes South Central park, a 30 acre woodland park with a fishing lake; state-of-the-art splash pad, 05 pavilions, 02 indoor facilities, a 10 ft. wide 1.2 mile asphalt walking trail, 06 pieces of outdoor fitness equipment, decorative bike racks, 2 basketball courts, 04 horseshoe pits, 4 tennis and 08 pickle ball courts along with a GaGa Ball Pit; Shady Drive Complex, a 59 acre baseball/softball complex that has a walking trail, 13 diamonds, indoor batting cage, playground and pavilion; Frontier Park, a 13 acre football complex with a pavilion and concessions; and Root Road Soccer Complex, a 12 acre soccer complex with a pavilion, playground and concessions.

Office of Older Adults

The North Ridgeville Senior Center (Office of Older Adults) is a multi-functioning center that strives to keep older adults independent and in their homes as long as possible by offering assistance through its transportation, social, health services, and supportive services. In addition to its four full-time employees and four part time employees, our volunteers provided 4,010 hours of volunteer services in 2019. The Center provides nutritional meals to homebound seniors through its Meals-on-Wheels program for the City and surrounding townships, and provides transportation services for doctor appointments, grocery shopping, and other special trips. Help clinics and screenings are provided at no charge for various health matters including hearing, blood pressure, glucose/cholesterol, and nail clipping. Other services include recreational programs, tax preparation assistance, flu shots, themed breakfast and lunches, bingo, and periodic outings. Activities at the Center include bingo, line-dancing, yoga, and numerous other fun and fellowship events. The Office continues to explore and enhance its programs and activities for the seniors of the City.

FINANCIAL INFORMATION

Internal Control

Management of the City is responsible for establishing and maintaining an internal control structure designed to ensure that the assets of the government are protected from loss, theft or misuse and to ensure that adequate accounting data is compiled to allow for the preparation of financial statements in conformity with generally accepted accounting principles. The internal control structure is designed to provide reasonable, but not absolute, assurance that these objectives are met. The concept of reasonable assurance recognizes that 1) the cost of a control should not exceed the benefits likely to be derived, and 2) the valuation of costs and benefits require estimates and judgments by management. We believe that the City's system of internal control is adequate to safeguard assets and provide reasonable assurance of proper recording of transactions.

Basis of Accounting

The City prepares its annual financial statements under the reporting model required by Government Accounting Standards Board Statement No. 34 (GASB 34), "Basic Financial Statements and Management's Discussion and Analysis for State and Local Governments." Under GASB 34, the basic financial statements consist of:

Government-wide financial statements - These statements are prepared on an accrual basis of accounting, which is similar to the basis of accounting followed by many businesses. The government-wide statements distinguish between those activities of the City that are governmental and those that are considered business-type activities.

Fund financial statements - These statements present information for individual major funds rather than by fund type. Nonmajor funds are combined and presented in total in one column. Governmental funds use the modified accrual basis of accounting and include reconciliation to the governmental activities accrual information presented in the governmental-wide financial statements. Proprietary and fiduciary funds use the accrual basis of accounting.

Statements of budgetary comparisons - These statements present comparison of actual information to the legally adopted budget. The budgetary basis, as provided by Ohio law, is on the basis of cash receipts, disbursements, and encumbrances.

For a more detailed description, see the Management's Discussion and Analysis and the Notes to the Basic Financial Statements.

Budgetary Controls

Detailed provisions for budgeting, tax levies and appropriations are set forth in the Ohio Revised Code and the City Charter.

The City prepares an annual tax budget of estimated receipts and expenditures for the upcoming year, which is filed with the Lorain County Budget Commission by July 20th preceding the budget year. Estimated resources, which includes estimated receipts taken from the City's tax budget, property tax and local government assistance as revised by the County, and estimated unencumbered fund balances, are certified by the County Budget Commission, which estimated resources serve as the limit for appropriations for the ensuing year. Beginning in August each year, the Mayor and Auditor meet with and review each department's operating capital budget requests. The Auditor compiles these requests for presentation to the Council Finance Committee. In November each year, the City departments review their budget request with the Finance Committee. The Finance Committee also reviews the capital projects for the ensuing year. The recommendations of the Finance Committee are used to compile the annual appropriation ordinance, which is presented to City Council for approval in December for the ensuing year. Under State law, Council may delay the adoption of the appropriated budget until April 1, and adopt a temporary appropriation ordinance to control expenditures for the period of January 1 of each year for the period January 1 to March 31.

Appropriations by fund cannot exceed the estimated resources as certified by the County Budget Commission. Revisions to its estimated resources may be made during the year as new information becomes available which, upon written request is certified by the County Budget Commission. City Council can pass supplemental appropriation ordinances, as long as total appropriations by fund-type do not exceed the amount of estimated resources certified by the County, as reflected on the most recent Amended Certificate of Estimated Resources.

For management purposes, the City maintains budgetary control on a non-GAAP basis by fund and within each fund by department at major object levels, which include personal services, other expenditures, and transfers. Budgetary control is maintained by an encumbrance of purchase commitment amounts prior to the release of purchase orders to vendors. Purchase order requests for the expenditure of monies are submitted to the Mayor or Safety-Service Director for approval. The purchase order is forwarded to the Auditor's office for certification of the availability of funds. The estimated expenditure is then encumbered against available appropriation. Encumbrances, which would exceed the available appropriation are not approved or recorded until the City Council authorizes additional appropriations or transfers. The Auditor's office prepares monthly financial reports on the budgetary basis for City Council and the Administration, which reflect detailed annual budget information, monthly and year-to-date receipts, expenditures, encumbrances and unencumbered balances.

AWARDS AND ACKNOWLEDGEMENTS

GFOA Certificate of Achievement

The Government Finance Officers Association of the United States and Canada (GFOA) awarded a Certificate of Achievement for Excellence in Financial Reporting to the City of North Ridgeville, Ohio for its comprehensive annual financial report for the year ended December 31, 2018. In order to be awarded a Certificate of Achievement, a government must publish an easily readable and efficiently organized comprehensive annual financial report. This report must satisfy both generally accepted accounting principles and applicable legal requirements.

A Certificate of Achievement is valid for a period of one year only. We believe that our current comprehensive annual financial report continues to meet the Certificate of Achievement Program's requirements and we are submitting it to the GFOA to determine its eligibility for another certificate.

Acknowledgments

The preparation of this report could not have been accomplished without the efficient and dedicated services of the staff of the Auditor's Office. Preparation of the Comprehensive Annual Financial Report requires a major effort and special appreciation is extended to everyone who assisted and contributed to the preparation of this report especially the City's Departments Heads. Appreciation is extended to the Administration and City Council for their continued support and commitment to responsible fiscal reporting.

Respectfully submitted,



April Wilkerson, CPM
City Auditor

City of North Ridgeville, Ohio
Principal City Officials
December 31, 2019

Elected Officials

Council member, At-Large, President
Council member, At-Large
Council member, At-Large
Council member, Ward 1
Council member, Ward 2
Council member, Ward 3, President Pro-Tem
Council member, Ward 4
Mayor

Kevin Corcoran
Martin E. DeVries
Michelle Hung
Gregg A. Westover
Dennis J. Boose
Bruce F. Abens
Robert Chapek
G. David Gillock

Appointed Officials and Department Heads

Safety-Service Director
Law Director / Prosecutor
Engineer
Auditor
Deputy Auditor
Treasurer
Police Chief
Fire Chief
Service Department Superintendent
Chief Building Official
Parks and Recreation Director
Older Adult Services Director
Information Services Director
Utilities Department Director
French Creek Plant Superintendent
Mayor's Court Magistrate
Clerk of Mayor's Court
Clerk of Council
Assistant Clerk of Council

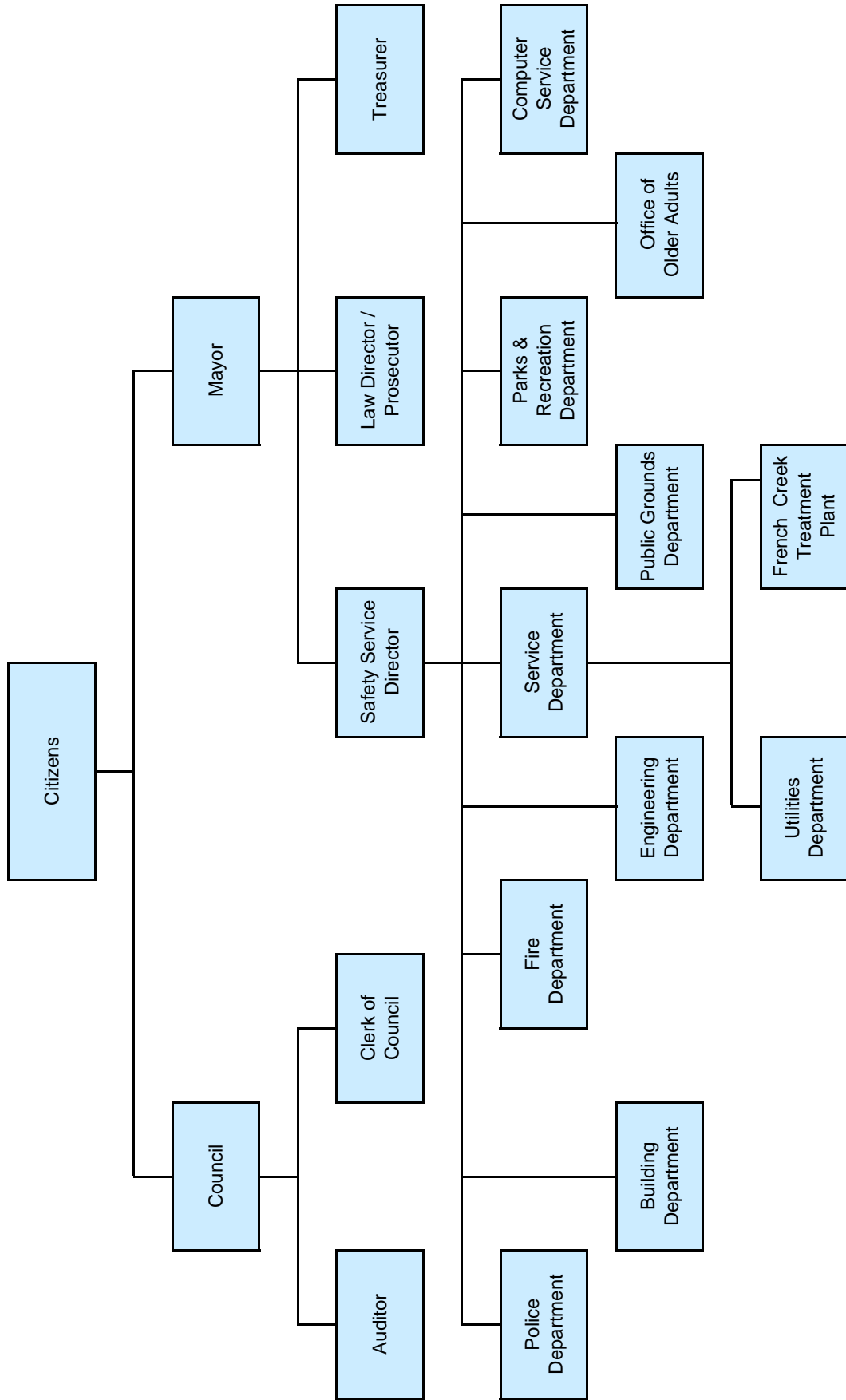
Jeffry J. Armbruster
R. Brian Moriarty, L.P.A.
Daniel Rodriguez, P.E
Jeffrey G. Wilcheck, CPA
April Wilkerson, CPM
Brian Keller
Michael W. Freeman
John C. Reese, EFO
Jon Montgomery
Guy M. Fursdon, C.B.O.
Kevin M. Fougousse
Meredith Bement
Dean J. Priebe
James E. Whitlock
Corey V. Timko
Allison Manning, L.P.A.
Sonja D. Morrow, CMCC
Nancy Linden
Tara L. Peet, MMC

Chairmen, Boards and Commissions

Civil Service Commission
Parks and Recreation Commission
Planning Commission
Fair Housing Board
Income Tax Board of Review
Zoning Board of Appeals

Nicolas Ciofani
Chris Turay
Jennifer Swallow
Brian Keller
Nancy Bowman
Shawn Kimble

City of North Ridgeville, Ohio Organization Chart





Government Finance Officers Association

Certificate of
Achievement
for Excellence
in Financial
Reporting

Presented to

City of North Ridgeville
Ohio

For its Comprehensive Annual
Financial Report
for the Fiscal Year Ended

December 31, 2018

Christopher P. Morill

Executive Director/CEO

This page intentionally left blank.

FINANCIAL SECTION

Back of Divider Page.

JAMES G. ZUPKA, C.P.A., INC.

*Certified Public Accountants
5240 East 98th Street
Garfield Hts., Ohio 44125*

Member American Institute of Certified Public Accountants

(216) 475 - 6136

Ohio Society of Certified Public Accountants

INDEPENDENT AUDITOR'S REPORT

To the Members of City Council
City of North Ridgeville
North Ridgeville, Ohio

The Honorable Keith Faber
Auditor of State
State of Ohio

Report on the Financial Statements

We have audited the accompanying financial statements of the governmental activities, the business-type activities, each major fund, and the aggregate remaining fund information of the City of North Ridgeville, Lorain County, Ohio, (the City) as of and for the year ended December 31, 2019, and the related notes to the financial statements, which collectively comprise the City's basic financial statements as listed in the table of contents.

Management's Responsibility for the Financial Statements

Management is responsible for the preparation and fair presentation of these financial statements in accordance with accounting principles generally accepted in the United States of America; this includes the design, implementation, and maintenance of internal control relevant to the preparation and fair presentation of financial statements that are free from material misstatement, whether due to fraud or error.

Auditor's Responsibility

Our responsibility is to express opinions on these financial statements based on our audit. We conducted our audit in accordance with auditing standards generally accepted in the United States of America and the standards applicable to financial audits contained in *Government Auditing Standards*, issued by the Comptroller General of the United States. Those standards require that we plan and perform the audit to obtain reasonable assurance about whether the financial statements are free from material misstatement.

An audit involves performing procedures to obtain audit evidence about the amounts and disclosures in the financial statements. The procedures selected depend on the auditor's judgment, including the assessment of the risks of material misstatement of the financial statements, whether due to fraud or error. In making those risk assessments, the auditor considers internal control relevant to the City's preparation and fair presentation of the financial statements in order to design audit procedures that are appropriate in the circumstances, but not for the purpose of expressing an opinion on the effectiveness of the City's internal control. Accordingly, we express no such opinion. An audit also includes evaluating the appropriateness of accounting policies used and the reasonableness of significant accounting estimates made by management, as well as evaluating the overall presentation of the financial statements.

We believe that the audit evidence we have obtained is sufficient and appropriate to provide a basis for our audit opinions.

Opinions

In our opinion, the financial statements referred to above present fairly, in all material respects, the respective financial position of the governmental activities, the business-type activities, each major fund, and the aggregate remaining fund information of the City of North Ridgeville as of December 31, 2019, and the respective changes in financial position, and, where applicable, cash flows thereof and the budgetary comparison for the General Fund for the year then ended in accordance with accounting principles generally accepted in the United States of America.

Emphasis of Matter

As discussed in Note 21 to the basic financial statements, the financial impact of COVID-19 and the ensuing emergency measures will impact subsequent periods of the City. Our opinion is not modified with respect to this matter.

Other Matters

Required Supplementary Information

Accounting principles generally accepted in the United States of America require that the Management's Discussion and Analysis and Schedules of Net Pension and Postemployment Benefit Liabilities and Pension and Postemployment Benefit Contributions, as listed in the table of contents, be presented to supplement the basic financial statements. Such information, although not a part of the basic financial statements, is required by the Governmental Accounting Standards Board, who considers it to be an essential part of financial reporting for placing the basic financial statements in an appropriate operational, economic, or historical context. We have applied certain limited procedures to the required supplementary information in accordance with auditing standards generally accepted in the United States of America, which consisted of inquiries of management about the methods of preparing the information and comparing the information for consistency with management's responses to our inquiries, the basic financial statements, and other knowledge we obtained during our audit of the basic financial statements. We do not express an opinion or provide any assurance on the information because the limited procedures do not provide us with sufficient evidence to express an opinion or provide any assurance.

Other Information

Our audit was conducted for the purpose of forming opinions on the financial statements that collectively comprise the City's basic financial statements. The introductory section, combining and individual nonmajor fund financial statements and schedules, and statistical section are presented for purposes of additional analysis and are not a required part of the basic financial statements.

The combining and individual nonmajor fund financial statements and schedules are the responsibility of management and were derived from and relate directly to the underlying

accounting and other records used to prepare the basic financial statements. Such information has been subjected to the auditing procedures applied in the audit of the basic financial statements and certain additional procedures, including comparing and reconciling such information directly to the underlying accounting and other records used to prepare the basic financial statements or to the basic financial statements themselves, and other additional procedures in accordance with auditing standards generally accepted in the United States of America. In our opinion, the combining and individual nonmajor fund financial statements and schedules are fairly stated in all material respects in relation to the basic financial statements as a whole.

The introductory and statistical sections have not been subjected to the auditing procedures applied in the audit of the basic financial statements and, accordingly, we do not express an opinion or provide any assurance on them.

Other Reporting Required by *Government Auditing Standards*

In accordance with *Government Auditing Standards*, we have also issued our report dated November 25, 2020, on our consideration of the City's internal control over financial reporting and on our tests of its compliance with certain provisions of laws, regulations, contracts, and grant agreements and other matters. The purpose of that report is to describe the scope of our testing of internal control over financial reporting and compliance and the results of that testing, and not to provide an opinion on internal control over financial reporting or on compliance. That report is an integral part of an audit performed in accordance with *Government Auditing Standards* in considering the City's internal control over financial reporting and compliance.



James G. Zupka, CPA, Inc.
Certified Public Accountants

November 25, 2020

This page intentionally left blank.

CITY OF NORTH RIDGEVILLE, OHIO
MANAGEMENT'S DISCUSSION AND ANALYSIS
FOR THE YEAR ENDED DECEMBER 31, 2019
UNAUDITED

Management's discussion and analysis (MD&A) of the City of North Ridgeville's financial performance presents a narrative overview and analysis of the City's financial activities for the year ended December 31, 2019. The intent of the discussion and analysis is to present the City's financial performance as a whole. Readers are encouraged to consider this information in conjunction with the basic financial statements and notes to the basic financial statements for an enhanced understanding of the City's financial performance.

Financial Highlights

Key financial highlights for 2019 are as follows:

The total assets and deferred outflows of resources of the City exceeded total liabilities and deferred inflows of resources at the close of 2019 by \$190,264,072. This is an increase of \$21,001,730 over the 2018 net position. Net position of the City's governmental activities increased \$18,801,001 from 2018, while net position of the business-type activities increased \$2,200,729.

Total assets increased by \$10,591,703 and deferred outflows of resources increased by \$5,879,416. The main factor affecting the total assets was the increase in capital assets (up \$12,250,819). The main fluctuation in deferred outflows of resources related to the pension systems (up \$5,663,176).

Total liabilities decreased by \$1,866,122 and deferred inflows of resources decreased \$ 2,664,489 from 2018. The main factors affecting the total liabilities were decreases in net OPEB liability (down \$12,307,348) and other long-term liabilities (down \$1,946,653), offset by an increase in the net pension liability (up \$11,472,793) during 2019. The deferred inflows of resources were down in 2019 with the pension systems being the biggest contributor (down \$2,339,606).

The General Fund reported a fund balance of \$7,583,124 at the end of the 2019, which is a decrease of \$816,738 from 2018. The General Fund expenditures and other financing uses increased \$4,183,662 from 2018 to 2019 and revenues and other financing sources increased \$2,009,904.

Overview of Financial Statements

This annual report includes the City's basic financial statements which consist of government-wide financial statements, fund financial statements, notes to the basic financial statements and other information. The government-wide financial statements provide information about the City as a whole, providing an aggregate view of the City's finances. The fund financial statements provide an additional level of detail focusing on spendable resources.

Government-wide Financial Statements

The government-wide financial statements provide a broad overview of the City's finances in a manner similar to a private-sector business. The *Statement of Net Position* presents information on all the City's assets, deferred outflows of resources, liabilities and deferred inflows of resources with the residual being reported as net position. Increases or decreases in net position over time serve as a useful indicator of whether or not the financial position of the City is improving or deteriorating. The *Statement of Activities* presents information reflecting the City's financial activities and changes in net position during the year. These two statements use the accrual basis of accounting, under which revenue is generally recognized when earned and expenses recognized when incurred, regardless of when cash is received or paid. These statements distinguish between governmental activities which are those that are principally supported by taxes and intergovernmental revenues, and business-type activities which are those that are intended to recover their costs through user fees and charges. The City's business-type activities consist of water system operations and sanitary sewer system operations.

CITY OF NORTH RIDGEVILLE, OHIO
MANAGEMENT'S DISCUSSION AND ANALYSIS
FOR THE YEAR ENDED DECEMBER 31, 2019
UNAUDITED

Fund Financial Statements

The governmental fund financial statements, listed in the table of contents, focus on the City's most significant, or major funds. The City's major governmental funds are the General Fund, General Obligation (G.O.) Bond Retirement Fund, and Center Ridge Road Construction Fund. The remaining non-major funds are combined and reflected in one single column. Governmental fund financial statements focus on near-term inflows and outflows of spendable resources and on balances of spendable resources that are available at year-end. This information can be useful in determining what financial resources are available to finance the City's activities. *A Reconciliation of the Statement of Revenues, Expenditures and Changes in Fund Balances of Governmental Funds to the Statement of Activities* for the year ended December 31, 2018 is presented. The City, similar to other local governments, uses fund accounting to ensure and demonstrate finance related legal requirements.

Fund Categories

The City's funds can be divided into three categories comprised of governmental funds, proprietary funds and fiduciary funds.

Governmental funds

Most of the City's activities are reported in governmental funds, which are used to account for essentially the same functions reported as governmental activities in the government-wide financial statements. Governmental funds use the modified accrual method of accounting, which measures cash and other financial assets readily convertible to cash.

Proprietary funds

Proprietary funds are generally used to account for activities for which the City will charge customers and users. The City maintains two types of proprietary funds. The first type, enterprise funds are used to account for those functions reported as business-type activities in the government-wide financial statements, which for the City, consists of water system and sanitary sewer system operations. The second type, internal service funds are used to accumulate and allocate costs of goods and services among the City's various functions. The City uses an internal service fund to account for the management of its medical self-insurance program and operations of the City garage. Because both of these services predominantly benefit governmental rather than business-type functions, they have been included within governmental activities in the government-wide financial statements. Proprietary funds use the accrual basis of accounting.

Fiduciary funds

Fiduciary funds are used to account for resources held for the benefit of parties outside the City and are not included in the government-wide financial statements since the resources held are not available to support City programs. The City uses agency funds included under the fiduciary funds category. Agency funds are reported on a full accrual basis, for which only a statement of assets and liabilities is presented.

Notes to the Basic Financial Statements

Notes to the basic financial statements provide additional information that is essential for a full understanding of the data provided in the government-wide and fund financial statements. These should be read in conjunction with those financial statements.

Other Information

In addition to the basic financial statements and accompanying notes to the basic financial statements, also presented are combining statements for nonmajor governmental funds and individual budgetary comparisons.

CITY OF NORTH RIDGEVILLE, OHIO
MANAGEMENT'S DISCUSSION AND ANALYSIS
FOR THE YEAR ENDED DECEMBER 31, 2019
UNAUDITED

The City of North Ridgeville as a Whole

Analysis of Net Position

The Statement of Net Position presents the City as a whole. The following provides a summary of the City's net position as of the current year-end compared to the prior year-end.

	Governmental Activities		Business-Type Activities		Total	
	2019	2018	2019	2018	2019	2018
Assets						
Current and other assets	\$ 38,615,272	\$40,497,718	\$29,793,215	\$29,569,885	\$ 68,408,487	\$ 70,067,603
Capital assets, net	124,434,482	114,235,723	83,785,796	81,733,736	208,220,278	195,969,459
Total assets	163,049,754	154,733,441	113,579,011	111,303,621	276,628,765	266,037,062
Deferred outflow of resources	11,672,541	6,464,966	1,817,374	1,145,533	13,489,915	7,610,499
Liabilities						
Current liabilities	2,281,697	2,138,619	1,498,791	726,783	3,780,488	2,865,402
Long-term liabilities	62,154,521	65,514,850	24,061,633	23,482,512	86,216,154	88,997,362
Total liabilities	64,436,218	67,653,469	25,560,424	24,209,295	89,996,642	91,862,764
Deferred inflows of resources	9,646,786	11,706,648	211,180	815,807	9,857,966	12,522,455
Net position						
Net investment in						
capital assets	106,379,602	100,639,692	67,031,491	63,358,939	173,411,093	163,998,631
Restricted	17,109,801	12,116,551	0	0	17,109,801	12,116,551
Unrestricted	(22,850,112)	(30,917,953)	22,593,290	24,065,113	(256,822)	(6,852,840)
Total net position	\$ 100,639,291	\$ 81,838,290	\$ 89,624,781	\$ 87,424,052	\$ 190,264,072	\$ 169,262,342

The City follows Governmental Accounting Standards Board (GASB) Statement No. 68, *Accounting and Financial Reporting for Pensions—an Amendment of GASB Statement 27* and GASB Statement 75, *Accounting and Financial Reporting for Postemployment Benefits Other Than Pensions*, which significantly revises accounting for costs and liabilities related to pensions and other postemployment benefits (OPEB). For reasons discussed below, many end users of this financial statement will gain a clearer understanding of the City's actual financial condition by adding deferred inflows related to pension/OPEB, the net pension/OPEB liability to the reported net position and subtracting deferred outflows related to pension/OPEB and the net pension asset.

Governmental Accounting Standards Board standards are national and apply to all government financial reports prepared in accordance with generally accepted accounting principles. Prior accounting for pensions (GASB 27) and postemployment benefits (GASB 45) focused on a funding approach. This approach limited pension and OPEB costs to contributions annually required by law, which may or may not be sufficient to fully fund each plan's *net pension liability* or *net OPEB liability*. GASB 68 and GASB 75 take an earnings approach to pension and OPEB accounting; however, the nature of Ohio's statewide pension/OPEB plans and state law governing those systems requires additional explanation in order to properly understand the information presented in these statements.

CITY OF NORTH RIDGEVILLE, OHIO
MANAGEMENT'S DISCUSSION AND ANALYSIS
FOR THE YEAR ENDED DECEMBER 31, 2019
UNAUDITED

GASB 68 and GASB 75 require the net pension liability and the net OPEB liability to equal the City's proportionate share of each plan's collective:

1. Present value of estimated future pension/OPEB benefits attributable to active and inactive employees' past service
2. Minus plan assets available to pay these benefits

GASB notes that pension and OPEB obligations, whether funded or unfunded, are part of the "employment exchange" – that is, the employee is trading his or her labor in exchange for wages, benefits, and the promise of a future pension and other postemployment benefits. GASB noted that the unfunded portion of this promise is a present obligation of the government, part of a bargained-for benefit to the employee, and should accordingly be reported by the government as a liability since they received the benefit of the exchange. However, the City is not responsible for certain key factors affecting the balance of these liabilities. In Ohio, the employee shares the obligation of funding pension benefits with the employer. Both employer and employee contribution rates are capped by State statute. A change in these caps requires action of both Houses of the General Assembly and approval of the Governor. Benefit provisions are also determined by State statute. The Ohio revised Code permits, but does not require the retirement systems to provide healthcare to eligible benefit recipients. The retirement systems may allocate a portion of the employer contributions to provide for these OPEB benefits.

The employee enters the employment exchange with the knowledge that the employer's promise is limited not by contract but by law. The employer enters the exchange also knowing that there is a specific, legal limit to its contribution to the retirement system. In Ohio, there is no legal means to enforce the unfunded liability of the pension/OPEB plan *as against the public employer*. State law operates to mitigate/lessen the moral obligation of the public employer to the employee, because all parties enter the employment exchange with notice as to the law. The retirement system is responsible for the administration of the pension and OPEB plans.

Most long-term liabilities have set repayment schedules or, in the case of compensated absences (i.e. sick and vacation leave), are satisfied through paid time-off or termination payments. There is no repayment schedule for the net pension liability or the net OPEB liability. As explained above, changes in benefits, contribution rates, and return on investments affect the balance of these liabilities, but are outside the control of the local government. In the event that contributions, investment returns, and other changes are insufficient to keep up with required payments, State statute does not assign/identify the responsible party for the unfunded portion. Due to the unique nature of how the net pension liability and the net OPEB liability are satisfied, these liabilities are separately identified within the long-term liability section of the statement of net position.

In accordance with GASB 68 and GASB 75, the City's statements prepared on an accrual basis of accounting include an annual pension expense and an annual OPEB expense for their proportionate share of each plan's *change* in net pension liability and net OPEB liability, respectively, not accounted for as deferred inflows/outflows.

Net position may serve over time as a useful indicator of a government's financial position. For the City of North Ridgeville, total assets and deferred outflows of resources exceed total liabilities and deferred inflows of resources by \$190,264,072 as of December 31, 2019, which is a \$21,001,730 increase from the prior year. At the end of the current year, the City of North Ridgeville is able to report positive balances in the net investment in capital assets and restricted net position. Unrestricted net position is negative as a result of GASB 68 and GASB 75.

CITY OF NORTH RIDGEVILLE, OHIO
MANAGEMENT'S DISCUSSION AND ANALYSIS
FOR THE YEAR ENDED DECEMBER 31, 2019
UNAUDITED

The largest portion of the City's net position reflects the investments in capital assets (land, construction in progress, buildings, improvements other than buildings, machinery and equipment, furniture and fixtures and infrastructure) less any related debt to acquire those assets that remains outstanding. These capital assets are used to provide services to the City's citizens; consequently, these assets are not available for future spending. Although the City's investment in its capital assets is reported net of related debt, it should be noted that resources needed to repay this debt must be provided from other sources since the capital assets themselves cannot be used to liquidate these liabilities.

Total assets for 2019 increased \$10,591,703 when compared to 2018 and deferred outflows of resources increased by \$5,879,416. The main factor affecting the total assets was the increase in capital assets (up \$12,250,819). The increase in capital assets was due additions to infrastructure in the current year. The main fluctuation in deferred outflows of resources related to net pension (up \$5,663,176) due to the effects for GASB 68.

Total liabilities decreased by \$1,866,122 and deferred inflows of resources decreased \$ 2,664,489 from 2018. The main factors affecting the total liabilities were decreases in net OPEB liability (down \$12,307,348) and other long-term liabilities (down \$1,946,653), offset by an increase in the net pension liability (up \$11,472,793) during 2019. The deferred inflows of resources were down in 2019 with the pension systems being the biggest contributor (down \$2,339,606).

Analysis of Changes in Net Position

To understand what makes up changes in net position, following is a summary of activities for the current year compared to the prior year.

	Governmental Activities		Business-Type Activities		Total	
	2019	2018	2019	2018	2019	2018
Revenues						
Program revenues						
Charges for services	\$6,116,380	\$5,879,460	\$13,840,913	\$12,914,249	\$19,957,293	\$18,793,709
Operating grants and contributions	3,179,629	2,636,456	0	0	3,179,629	2,636,456
Capital grants and contributions	9,928,304	11,179,192	3,952,121	3,310,505	13,880,425	14,489,697
Total program revenues	19,224,313	19,695,108	17,793,034	16,224,754	37,017,347	35,919,862
General revenues						
Property and other local taxes	8,945,718	7,283,040	0	0	8,945,718	7,283,040
Municipal income taxes	12,084,600	13,199,882	0	0	12,084,600	13,199,882
Grants and entitlements	2,008,953	1,373,274	0	0	2,008,953	1,373,274
Other	1,955,416	1,318,323	704,396	369,160	2,659,812	1,687,483
Total general revenues	24,994,687	23,174,519	704,396	369,160	25,699,083	23,543,679
Total revenues	44,219,000	42,869,627	18,497,430	16,593,914	62,716,430	59,463,541

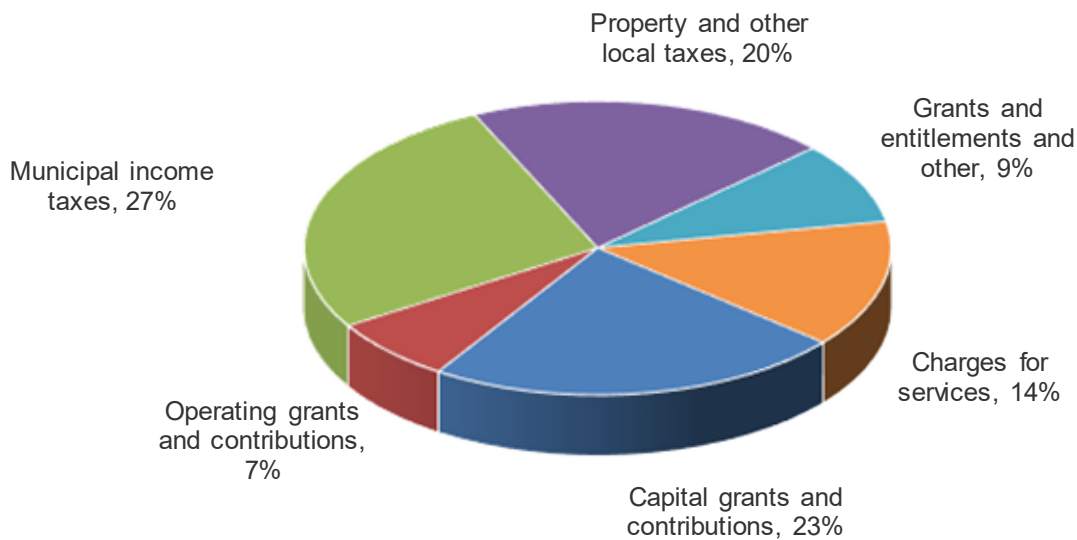
CITY OF NORTH RIDGEVILLE, OHIO
MANAGEMENT'S DISCUSSION AND ANALYSIS
FOR THE YEAR ENDED DECEMBER 31, 2019
UNAUDITED

	Governmental Activities		Business-Type Activities		Total	
	2019	2018	2019	2018	2019	2018
Program expenses						
Security of persons and property	1,526,991	14,226,908	0	0	1,526,991	14,226,908
Public health and welfare	568,942	453,487	0	0	568,942	453,487
Leisure time activities	557,348	597,979	0	0	557,348	597,979
Community environment	2,276,870	1,603,095	0	0	2,276,870	1,603,095
Transportation	9,444,097	7,162,603	0	0	9,444,097	7,162,603
General government	10,285,001	7,247,407	0	0	10,285,001	7,247,407
Interest	647,692	498,262	0	0	647,692	498,262
Water	0	0	5,836,323	5,278,892	5,836,323	5,278,892
Sewer	0	0	10,571,436	8,814,747	10,571,436	8,814,747
Total expenses	<u>25,306,941</u>	<u>31,789,741</u>	<u>16,407,759</u>	<u>14,093,639</u>	<u>41,714,700</u>	<u>45,883,380</u>
Increase in net position	18,912,059	11,079,886	2,089,671	2,500,275	21,001,730	13,580,161
Transfers	(111,058)	(25,569)	111,058	25,569	0	0
Net position, beginning of year	<u>81,838,290</u>	<u>70,783,973</u>	<u>87,424,052</u>	<u>84,898,208</u>	<u>169,262,342</u>	<u>155,682,181</u>
Net position, end of year	<u>\$ 100,639,291</u>	<u>\$ 81,838,290</u>	<u>\$ 89,624,781</u>	<u>\$ 87,424,052</u>	<u>\$ 190,264,072</u>	<u>\$ 169,262,342</u>

Governmental activities

Revenues by source of governmental activities in 2019 were comprised of:

Revenue by Source, Governmental Activities



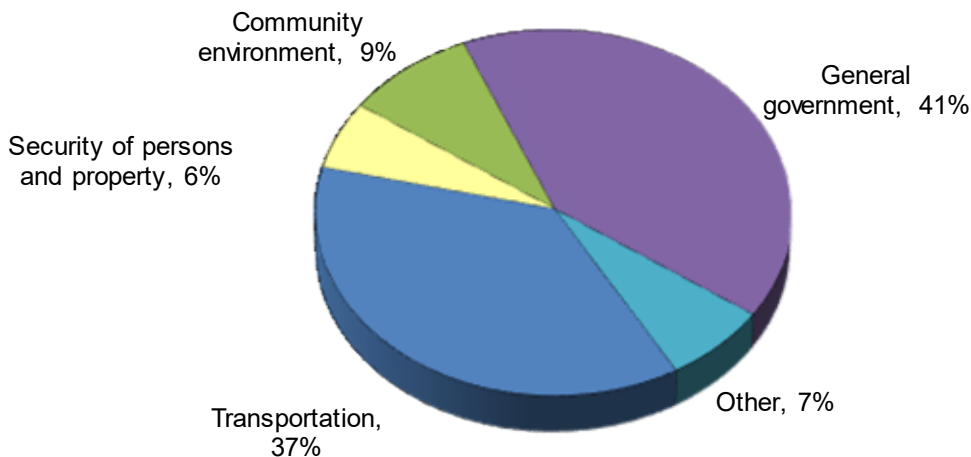
CITY OF NORTH RIDGEVILLE, OHIO
MANAGEMENT'S DISCUSSION AND ANALYSIS
FOR THE YEAR ENDED DECEMBER 31, 2019
UNAUDITED

Overall, total governmental activities revenues increased by \$1,349,373. Program revenues represent 43% of the total governmental activities revenues. This includes charges for services and sales and both operating and capital grants. Program revenues decreased in 2019 by \$470,795 primarily as a result of a decrease in capital grants and contributions of \$1,250,888 and increases in charges for services and capital grants of \$236,920 and \$543,173, respectively. The increase in operating grants and contributions and the decrease in capital grants and contributions are primarily due to grants related to transportation.

General revenues represent the other 57% of total governmental activities with municipal income taxes at 27%, property and other local taxes at 20% and grants, entitlements and other miscellaneous revenues representing 8%. General revenues increased in 2019 by \$1,820,168. Property and other local taxes, grants and entitlements and other general revenue increased \$1,662,678, \$635,679 and \$637,093 respectively. Municipal income tax revenue, which comprises the City's largest source of general revenues, decreased \$1,115,282 from 2018. The increase in property and other local taxes is the result of an increase in property valuation. The decrease in income taxes is due to change in the receivable estimate provided by the Regional Income Tax Agency.

Program expenses of governmental activities in 2019 were comprised of:

Program Expenses, Governmental Activities



In total, the City's governmental activities experienced a decrease in expenses of \$6,482,800. The majority of the decrease was due change in benefit terms related to OP&F.

The City's expenses are categorized by function. The largest program function general government represents 41% of program expenses. This includes all the general governmental expenses used by the entire City such as council, mayor, administration, finance, law, human resources, information technologies, building, engineering, etc. Transportation, which includes the cost of providing all public works services such as street and storm channel maintenance and improvements, public property maintenance, snow removal, brush removal and equipment maintenance, represents 37% of program expenses in 2019. Other expenses represent 7% of program expenses and consist of leisure time activities, public health and welfare community environment and interest expense. Security of persons and property represented 6% of program expenses in 2019. This includes the cost of providing police, dispatch, fire, and paramedic services. Security of persons and property increased \$12,699,917 from the prior year due to changes in benefit terms related to OP&F under GASB 75.

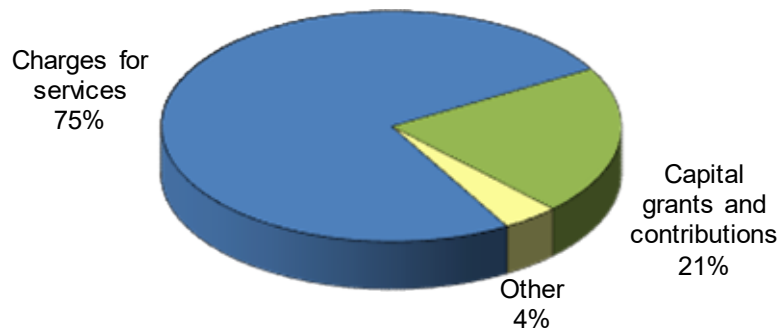
CITY OF NORTH RIDGEVILLE, OHIO
MANAGEMENT'S DISCUSSION AND ANALYSIS
FOR THE YEAR ENDED DECEMBER 31, 2019
UNAUDITED

Business-type activities

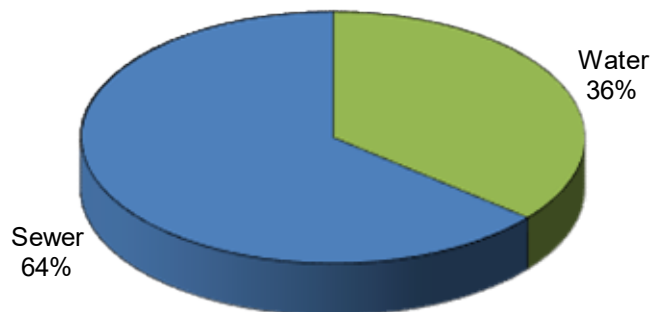
Overall, total business-type activities revenue increased \$1,903,516 in 2019. Charges for services of \$13,840,913 represented 75% of total revenues while capital grants and contributions of \$3,952,121 represented 21% of total revenues. Capital grants and contributions included \$1,940,538 of contractor contributions of infrastructure in 2019 consisting of waterlines and sanitary sewer lines. Tap-in fees amounted to \$2,011,583 in 2019. Other general revenues of \$704,396 represented 4% of total revenues, comprised primarily of interest income.

Business-type activities expense increased in 2019 by \$2,314,120, from the prior year. The increase in expenses was primarily due to the effects of GASB 68 and 75 and an increase in material and supplies expense.

Revenues by Source, Business-type Activities



Expenses, Business-type Activities



CITY OF NORTH RIDGEVILLE, OHIO
MANAGEMENT'S DISCUSSION AND ANALYSIS
FOR THE YEAR ENDED DECEMBER 31, 2019
UNAUDITED

Financial Analysis of the City's Funds

The City uses fund accounting as mandated by governmental legal requirements. The importance of accounting and reporting using this method is to demonstrate compliance with these finance related requirements.

Governmental Funds

The focus of the City's governmental funds is to provide information on near-term inflows, outflows, and balances of spendable resources. Such information is useful in assessing the City's financing requirements. In particular, unreserved fund balance may serve as a useful measure of a government's net resources available for spending at the end of the fiscal year. Information about the City's governmental funds begins on page 24. These funds are accounted for by using the modified accrual basis of accounting.

As of December 31, 2019, the City's governmental funds reported combined ending fund balances of \$20,717,637. All governmental funds had total revenues of \$43,714,862 and expenditures of \$51,554,196, resulting in expenditures over revenues of \$7,839,334. After consideration of \$7,271,502 net other financing sources, the current year net change in fund balance was a decrease of \$567,832.

The City's major funds in 2019 consisted of the General Fund, General Obligation (G.O.) Bond Retirement Fund and Center Ridge Road Construction Fund.

General Fund revenues were \$2,084,550 higher in 2019 resulting primarily from more municipal income taxes receivable meeting the revenue recognition criteria. General Fund total expenditures increased by \$1,740,830 due primarily to an increase general government expenditures. The General Fund balance decreased by \$816,738 to \$7,583,124 at year-end 2019.

The G.O. Bond Retirement Fund revenues were \$16,905 higher in 2019, primarily from an increase in property and other local taxes. The G.O. Bond Retirement Fund balance increased by \$281,613 to \$1,092,875 at year end 2018.

The Center Ridge Road Construction Fund revenues were \$1,914,064 higher in 2019, due to an increase in grant revenue. During 2019 the fund had capital outlay expenditures of increased by \$1,899,560 from 2018. The fund balance increased by \$526,490 to \$1,510,733.

The City's proprietary fund type information begins at page 28. Drinking water operations are reflected in the Water Fund. Water operating revenues increased by \$163,219 in 2019. Capital contributions were consisting primarily of developers' contributions of waterlines and tap-in fees, which together were \$192,388 lower than in 2018. Sanitary sewer operations are reflected in the Sewer Fund. The City's wastewater treatment facility services the City, the City of Avon and the Village of Sheffield. Sewer fund net position increased by \$2,461,773 to \$62,414,905 at year-end 2019. Sewer operating revenues increased by \$763,445 in 2019. Capital contributions were \$3,395,910 in 2019, comprised primarily of developer contributions of sewer lines and tap-in fees, which together were \$834,004 higher than in 2018.

The City's water and sewer operations have historically been self-sufficient.

CITY OF NORTH RIDGEVILLE, OHIO
MANAGEMENT'S DISCUSSION AND ANALYSIS
FOR THE YEAR ENDED DECEMBER 31, 2019
UNAUDITED

Budgetary Highlights

The City prepares its budget in accordance with Ohio law on the basis of cash receipts, disbursements and encumbrances. The City's original budget and amendments are enacted by City Council upon recommendation of Council's Finance Committee. Budgetary expenditure modifications at the legal level of control may only be made by ordinance of City Council. The City's final budget differs from the original budget due to various amendments during the year to reflect changes in unanticipated revenue receipts and amended appropriations.

The General Fund is the City's most significant budgeted fund. Original and final budgeted receipts (excluding other financing sources) for the General Fund were \$15,561,526 and \$16,520,149, respectively. Actual receipts were \$872,802 lower than estimated. Original budgeted appropriations (excluding other financing uses) were \$15,432,053 and final amended appropriations were \$15,753,454. The City actually expended \$14,039,449, which was \$1,714,005 less than final appropriations, resulting from the intended management control over expenditures. The City historically spends less than appropriated. In 2019 actual expenditures were 89 percent of final appropriations.

Capital and Intangible Assets

Capital and intangible assets, net of depreciation and amortization, at December 31, consisted of:

	Governmental Activities		Business-type Activities		Total	
	2019	2018	2019	2018	2019	2018
Land	\$2,710,167	\$2,710,167	\$773,040	\$773,040	\$3,483,207	\$3,483,207
Construction in progress	42,141,229	39,766,405	710,930	1,086,603	42,852,159	40,853,008
Buildings and improvements	10,353,726	2,639,295	997,397	701,609	11,351,123	3,340,904
Equipment and vehicles	3,104,661	3,201,209	11,316,030	11,888,567	14,420,691	15,089,776
Infrastructure	66,124,699	65,918,647	69,079,945	66,307,111	135,204,644	132,225,758
Intangible assets	0	0	908,454	976,806	908,454	976,806
	<u>\$124,434,482</u>	<u>\$114,235,723</u>	<u>\$83,785,796</u>	<u>\$81,733,736</u>	<u>\$208,220,278</u>	<u>\$195,969,459</u>

Capital assets are major assets that benefit more than one fiscal year. The City's capitalization threshold is \$2,500, that is, asset cost must equal \$2,500 or more to be capitalized. Infrastructure assets are long-lived capital assets that are normally stationary in nature with a useful life significantly greater than most capital assets. The City's governmental infrastructure includes streets, bridges, culverts, sidewalks and storm drainage systems.

The City's total capital assets, net of depreciation and amortization amounted to \$208,220,278 at December 31, 2019, which was \$12,250,819 higher than the previous year. Capital assets, net of depreciation under governmental activities increased by \$10,198,759 in 2019. Business-type capital assets, net of depreciation and amortization increased by \$2,052,060 to \$83,785,796. Total depreciation and amortization expense increased by \$338,953 to \$8,345,475 in 2019 from \$8,006,522 in 2018. For more information about the City's capital assets, see Note 2J and Note 7 of Notes to the Basic Financial Statements.

CITY OF NORTH RIDGEVILLE, OHIO
MANAGEMENT'S DISCUSSION AND ANALYSIS
FOR THE YEAR ENDED DECEMBER 31, 2019
UNAUDITED

Debt

Outstanding debt obligations of the City at December 31 consisted of:

	Governmental Activities		Business-type Activities		Total	
	2019	2018	2019	2018	2019	2018
Notes and loans payable	\$560,000	\$6,800,000	\$0	\$0	\$560,000	\$6,800,000
Water rights ETL-2 loan	0	0	498,667	532,326	498,667	532,326
OPWC loans	663,750	749,058	4,223	12,674	667,973	761,732
OWDA loans	0	0	411,884	605,508	411,884	605,508
Capital lease	520,852	520,513	340,380	107,525	861,232	628,038
General obligation bonds	16,047,978	10,036,079	14,794,972	16,315,567	30,842,950	26,351,646
Special assessment bonds	767,684	805,814	1,020,000	1,155,000	1,787,684	1,960,814
Compensated absences	4,608,219	4,516,755	632,250	660,693	5,240,469	5,177,448
Net pension liability	32,154,879	22,583,494	4,328,679	2,427,271	36,483,558	25,010,765
Net OPEB liability	6,831,159	19,503,137	2,030,578	1,665,948	8,861,737	21,169,085
	<u>\$62,154,521</u>	<u>\$65,514,850</u>	<u>\$24,061,633</u>	<u>\$23,482,512</u>	<u>\$86,216,154</u>	<u>\$88,997,362</u>

As of December 31, 2019, excluding net pension/OPEB liabilities, the City had \$40,870,859 of total long-term liabilities outstanding, of which \$3,817,445 is due within one year. Total debt outstanding decreased by \$2,781,208 in 2019, which resulted primarily from decreases in notes and loans payable and net pension liability, which were offset by an increase in bonds payable and net OPEB liability.

The general obligation bonds outstanding at year-end 2019 include four various purposes bond issues consisting of road improvements, waterlines, and sanitary sewer improvements. Sources for the debt service payments include property tax collections, income tax revenues, motor vehicle license fees, P.I.L.O.T. and water and sewer operating revenues. The special assessment bonds were for infrastructure improvements, which debt service is repaid from assessments against the property owners. The City's general obligation bonds and special assessment bonds mature in various increments through 2036. The OWDA loan financed an elevated water storage tank, which debt is repaid from water system revenues. The OPWC loans consist of several zero percent interest loans with twenty year terms, used primarily for road reconstruction, which are repaid from street levy revenue and a sewer line reconstruction which is repaid from sanitary sewer system revenues. The water rights ETL-2 loan consists of the cost of water rights to purchase a specified amount of drinking water, financed over 21.5 years.

State Statute limits the amount of general obligation debt, including voted and unvoted debt, excluding certain exempt debt, to 10 ½ percent of the total tax valuation of all real property within the City.

For more information about the City's debt, see Note 2M, Note 7, Note8, Note 9, Note 10 and Note 11 of Notes to the Basic Financial Statements.

CITY OF NORTH RIDGEVILLE, OHIO
MANAGEMENT'S DISCUSSION AND ANALYSIS
FOR THE YEAR ENDED DECEMBER 31, 2019
UNAUDITED

Economic Factors and Next Year's Budget

Residential development within the City is on pace for approximately 350 new homes and is expected to continue for the next several years. Several additional commercial projects have recently been completed or are under construction. Riddell, the leader in football innovation, opened its new facility in 2017 and provides over 400 jobs in the City. University Hospital opened its new \$32.4 million outpatient complex in 2018, which brought 126 jobs into the City. Center Ridge Road, a major east/west route through the City is being widened from three lanes to five lanes and should be completed in 2020. The entire project will cost in approximately \$60 million. New commercial development is anticipated to follow and a number of renovations have started with existing business along the corridor. While the future looks bright, the City's management continues monitor revenues and expenditures. Wage increases for 2019 are estimated at 2.25 percent based on bargaining unit agreements which are due to be renegotiated in 2020 and 2021. The City completed two sanitary sewer rate studies in 2018. No rate increase was recommended for our local sewer charges; however, a four percent increase was implemented for the sewer treatment fees. 2019 will see the implementation of a storm water management fee as recommended by the storm water management study. The fee is estimated to generate \$800,000 and will be used maintain and improve storm sewer infrastructure.

Request for Information

This financial report is designed to provide our citizens, taxpayers and creditors with a general overview of the City's finances and show the City's accountability for the money it receives and spends. For questions about this report or for additional financial information, contact Auditor's Office, City of North Ridgeville, 7307 Avon Belden Road, North Ridgeville, Ohio 44039; telephone (440) 353-0851.

CITY OF NORTH RIDGEVILLE, OHIO

STATEMENT OF NET POSITION

DECEMBER 31, 2019

	Governmental Activities	Business-Type Activities	Total
Assets			
Equity in pooled cash and equivalents	\$21,662,212	\$26,608,670	\$48,270,882
Accounts receivable and other	358,880	1,112,000	1,470,880
Due from other governments	2,700,357	290,675	2,991,032
Internal balances	(171,357)	171,357	0
Inventories and supplies	0	252,740	252,740
Income taxes receivable	4,915,100	0	4,915,100
Taxes receivable - property and other	8,133,800	0	8,133,800
Special assessments receivable	1,016,280	1,357,773	2,374,053
Capital assets			
Nondepreciable capital assets	44,851,396	1,483,970	46,335,366
Depreciable capital assets	79,583,086	81,393,372	160,976,458
Intangible assets, net	0	908,454	908,454
Total assets	163,049,754	113,579,011	276,628,765
Deferred outflow of resources			
Deferred charge on refunding	102,604	315,821	418,425
Pension	9,226,424	1,342,307	10,568,731
OPEB	2,343,513	159,246	2,502,759
Total deferred outflow of resources	11,672,541	1,817,374	13,489,915
Liabilities			
Accounts and contracts payable	749,029	1,347,046	2,096,075
Accrued salaries, wages and benefits	382,760	73,204	455,964
Accrued interest payable	66,850	39,100	105,950
Claims payable	342,300	0	342,300
Due to other governments	240,758	39,441	280,199
Note payable	500,000	0	500,000
Long-term liabilities			
Due within one year	1,820,310	1,997,135	3,817,445
Due in more than one year			
Net pension liability	32,154,879	4,328,679	36,483,558
Net OPEB liability	6,831,159	2,030,578	8,861,737
Other amounts	21,348,173	15,705,241	37,053,414
Total liabilities	64,436,218	25,560,424	89,996,642
Deferred inflows of resources			
Property taxes levied for next year	7,833,800	0	7,833,800
Grants	266,500	0	266,500
Pension	585,209	131,238	716,447
OPEB	961,277	79,942	1,041,219
Total deferred inflows of resources	9,646,786	211,180	9,857,966
Net position			
Net investment in capital assets	106,379,602	67,031,491	173,411,093
Restricted for:			
Debt service	2,363,031	0	2,363,031
Capital projects	6,020,963	0	6,020,963
Highways and streets	3,037,064	0	3,037,064
Public safety	2,760,326	0	2,760,326
Recreation	528,828	0	528,828
Community environment	818,456	0	818,456
Grants	278,575	0	278,575
Other purposes	1,302,558	0	1,302,558
Unrestricted	(22,850,112)	22,593,290	(256,822)
Total net position	\$100,639,291	\$89,624,781	\$190,264,072

See accompanying notes to the basic financial statements.

CITY OF NORTH RIDGEVILLE, OHIO
STATEMENT OF ACTIVITIES
FOR THE YEAR ENDED DECEMBER 31, 2019

Functions/Programs	Expenses	Program Revenues		
		Charges for Services and Sales	Operating Grants, Interest and Contributions	Capital Grants and Contributions
Governmental activities:				
Security of persons and property	\$1,526,991	\$1,465,301	\$239,967	\$0
Public health and welfare	568,942	25,000	15,179	0
Leisure time activities	557,348	342,949	0	500
Community environment	2,276,870	1,281,309	0	157,447
Transportation	9,444,097	9,115	2,766,760	9,770,357
General government	10,285,001	2,992,706	157,723	0
Interest	647,692	0	0	0
Total governmental activities	25,306,941	6,116,380	3,179,629	9,928,304
Business-type activities:				
Water	5,836,323	4,907,344	0	556,211
Sewer	10,571,436	8,933,569	0	3,395,910
Total business-type activities	16,407,759	13,840,913	0	3,952,121
Total	\$41,714,700	\$19,957,293	\$3,179,629	\$13,880,425

General revenues
Property taxes levied for:
 General purposes
 Other
Municipal income taxes levied for:
 General purposes
Grants and entitlements not restricted to specific purposes
Investment earnings
Miscellaneous
Transfers in (out)
Total general revenues and transfers

Change in net position

Net position, at beginning of year
Net position, at end of year

See accompanying notes to the basic financial statements.

Net (Expense) Revenue and Changes in Net Position

Governmental Activities	Business-Type Activities	Total
\$178,277	\$0	\$178,277
(528,763)	0	(528,763)
(213,899)	0	(213,899)
(838,114)	0	(838,114)
3,102,135	0	3,102,135
(7,134,572)	0	(7,134,572)
(647,692)	0	(647,692)
<u>(6,082,628)</u>	<u>0</u>	<u>(6,082,628)</u>
0	(372,768)	(372,768)
0	1,758,043	1,758,043
0	1,385,275	1,385,275
<u>(6,082,628)</u>	<u>1,385,275</u>	<u>(4,697,353)</u>
1,353,867	0	1,353,867
7,591,851	0	7,591,851
12,084,600	0	12,084,600
2,008,953	0	2,008,953
602,238	704,396	1,306,634
1,353,178	0	1,353,178
(111,058)	111,058	0
<u>24,883,629</u>	<u>815,454</u>	<u>25,699,083</u>
18,801,001	2,200,729	21,001,730
81,838,290	87,424,052	169,262,342
<u>\$100,639,291</u>	<u>\$89,624,781</u>	<u>\$190,264,072</u>

CITY OF NORTH RIDGEVILLE, OHIO

BALANCE SHEET -
GOVERNMENTAL FUNDS

DECEMBER 31, 2019

	General	General Obligation Bond Retirement	Center Ridge Road Construction	Other Governmental Funds	Total Governmental Funds
Assets					
Equity in pooled cash and equivalents	\$5,561,839	\$999,365	\$1,510,733	\$11,932,568	\$20,004,505
Income taxes receivable	4,177,835	245,755	0	491,510	4,915,100
Taxes receivable - property and other	1,413,400	541,000	0	6,179,400	8,133,800
Special assessments receivable	0	0	0	1,016,280	1,016,280
Due from other governments	545,517	6,700	0	2,142,496	2,694,713
Accounts receivable and other	75,980	0	0	282,900	358,880
Interfund receivables	848,361	0	0	0	848,361
Total assets	\$12,622,932	\$1,792,820	\$1,510,733	\$22,045,154	\$37,971,639
Liabilities					
Accounts and contracts payable	\$169,102	\$0	\$0	\$481,883	\$650,985
Accrued salaries, wages and benefits	236,852	0	0	136,236	373,088
Accrued interest payable	0	0	0	10,625	10,625
Due to other governments	137,481	0	0	97,120	234,601
Interfund payables	0	0	0	798,361	798,361
Notes payable	0	0	0	500,000	500,000
Total liabilities	543,435	0	0	2,024,225	2,567,660
Deferred inflow s of resources					
Property taxes levied for next year and unavailable resources	4,496,373	699,945	0	9,490,024	14,686,342
Total deferred inflow s of resources	4,496,373	699,945	0	9,490,024	14,686,342
Fund balances					
Restricted	0	1,092,875	1,510,733	10,689,299	13,292,907
Committed	405,251	0	0	0	405,251
Assigned	765,672	0	0	0	765,672
Unassigned	6,412,201	0	0	(158,394)	6,253,807
Total fund balances	7,583,124	1,092,875	1,510,733	10,530,905	20,717,637
Total liabilities, deferred inflow s of resources and fund balances	\$12,622,932	\$1,792,820	\$1,510,733	\$22,045,154	\$37,971,639

See accompanying notes to the basic financial statements.

CITY OF NORTH RIDGEVILLE, OHIO

RECONCILIATION OF TOTAL GOVERNMENTAL FUND BALANCES
TO NET POSITION OF GOVERNMENTAL ACTIVITIES

DECEMBER 31, 2019

Total governmental fund balances		\$20,717,637
Amount reported for governmental activities in the statement of net position are different because:		
Capital assets used in governmental activities are not financial resources and therefore not reported in the funds.		124,434,482
Other long-term assets are not available to pay for current period expenditures and therefore are unavailable revenue in the funds:		
Municipal income tax	\$3,044,900	
Property and other local taxes	300,000	
Special assessments	1,016,280	
Intergovernmental	1,956,508	
Accounts receivable and other	268,354	
Total	6,586,042	6,586,042
Unamortized deferred charges on refundings are not recognized in the funds.		102,604
Unamortized premiums on bonds issued are not recognized in the funds.		(1,128,993)
In the statement of activities, interest is accrued on outstanding long-term obligations, whereas in governmental funds, an interest expenditure is reported when due.		(56,225)
Long-term liabilities are not due and payable in the current period and therefore are not reported in the funds:		
Notes and loans payable	(560,000)	
OPWC loans payable	(663,750)	
General obligation bonds payable	(14,918,985)	
Special assessment bonds payable	(767,684)	
Capital leases payable	(520,852)	
Compensated absences payable	(4,608,219)	
Total	(22,039,490)	(22,039,490)
The net pension liability is not due and payable in the current period; therefore, the liability and related deferred inflows/outflows are not reported in the governmental funds:		
Deferred outflows - pension	9,226,424	
Deferred inflows - pension	(585,209)	
Net pension liability	(32,154,879)	
Deferred outflows - OPEB	2,343,513	
Deferred inflows - OPEB	(961,277)	
Net OPEB liability	(6,831,159)	(28,962,587)
An internal service fund is used by management to charge the costs of insurance to individual funds. The assets and liabilities of the internal service fund are included in governmental activities in the statement of net position.		
Net position		1,157,178
Internal balances		(171,357)
Net position of governmental activities		\$100,639,291

See accompanying notes to the basic financial statements.

CITY OF NORTH RIDGEVILLE, OHIO

STATEMENT OF REVENUES, EXPENDITURES AND CHANGES IN FUND BALANCES -
GOVERNMENTAL FUNDS

FOR THE YEAR ENDED DECEMBER 31, 2019

	General	General Obligation Bond Retirement	Center Ridge Road Construction	Other Governmental Funds	Total Governmental Funds
Revenue					
Property and other local taxes	\$1,361,467	\$512,677	\$0	\$5,543,420	\$7,417,564
Municipal income taxes	11,137,465	655,145	0	1,310,290	13,102,900
Payments in lieu of taxes	0	37,226	0	604,110	641,336
Intergovernmental	946,223	190,439	9,403,356	4,113,730	14,653,748
Special assessments	0	0	0	76,408	76,408
Charges for services	65,144	0	0	4,049,842	4,114,986
Fines, licenses and permits	1,812,849	0	0	164,729	1,977,578
Interest	191,738	24,814	33,787	309,671	560,010
Miscellaneous	605,157	9	0	565,166	1,170,332
Total revenues	16,120,043	1,420,310	9,437,143	16,737,366	43,714,862
Expenditures					
Current					
Security of persons and property	6,359,828	0	0	5,885,546	12,245,374
Public health and welfare	467,130	0	0	35,731	502,861
Leisure time activities	279,550	0	0	287,834	567,384
Community environment	1,991,991	0	0	0	1,991,991
Transportation	0	0	0	3,637,097	3,637,097
General government	5,378,148	141,804	0	3,092,145	8,612,097
Capital outlay	0	0	9,410,653	6,162,517	15,573,170
Debt service					
Principal	0	7,290,248	0	203,438	7,493,686
Capital lease	31,515	0	0	132,331	163,846
Interest and fiscal charges	8,418	677,671	0	80,601	766,690
Total expenditures	14,516,580	8,109,723	9,410,653	19,517,240	51,554,196
Excess (deficiency) of revenues over expenditures	1,603,463	(6,689,413)	26,490	(2,779,874)	(7,839,334)
Other financing sources (uses)					
Transfers in	106,832	500,000	500,000	1,647,600	2,754,432
Transfers out	(2,527,832)	(226,600)	0	(111,058)	(2,865,490)
Issuance of bonds	0	6,305,000	0	0	6,305,000
Issuance of notes and loans	0	0	0	500,000	500,000
Inception of capital lease	0	0	0	164,185	164,185
Proceeds from sale of assets	799	0	0	19,950	20,749
Premium on debt issue	0	392,626	0	0	392,626
Total other financing sources (uses)	(2,420,201)	6,971,026	500,000	2,220,677	7,271,502
Net change in fund balances	(816,738)	281,613	526,490	(559,197)	(567,832)
Fund balances, beginning of year	8,399,862	811,262	984,243	11,090,102	21,285,469
Fund balances, end of year	\$7,583,124	\$1,092,875	\$1,510,733	\$10,530,905	\$20,717,637

See accompanying notes to the basic financial statements.

CITY OF NORTH RIDGEVILLE, OHIO

RECONCILIATION OF THE STATEMENT OF REVENUES, EXPENDITURES AND CHANGES IN
FUND BALANCES OF GOVERNMENTAL FUNDS TO THE STATEMENT OF ACTIVITIES

FOR THE YEAR ENDED DECEMBER 31, 2019

Net change in fund balances - total governmental funds			(\$567,832)
Amounts reported for governmental activities in the statement of activities are different because:			
Governmental funds report capital outlays as expenditures. However in the statement of activities, the cost of those assets is allocated over their useful lives and reported as depreciation expense. This is the amount by which capital outlay exceeded depreciation expense in the current period.	Capital outlay	\$14,753,953	
	Depreciation expense	<u>(4,719,379)</u>	10,034,574
Revenues in the statement of activities that do not provide current financial resources are not reported as revenues in the funds.	Municipal income tax	(1,018,300)	
	Property and other local taxes	(65,100)	
	Special assessments	(74,191)	
	Accounts receivable	2,253	
	Intergovernmental	<u>644,581</u>	(510,757)
Other financing sources in the governmental funds that increase long-term liabilities in the statement of net position are not reported as revenues in the statement of activities.	Note proceeds	(500,000)	
	Bond proceeds	<u>(6,305,000)</u>	(6,805,000)
Governmental funds report the effect of issuance costs, premiums, discounts and similar items when debt is first issued, whereas these amounts are deferred and amortized in the statement of activities.	Amortization on bond premium	(337,147)	
	Deferred charge on refunding	<u>(17,556)</u>	(354,703)
Repayment of debt principal is an expenditure in the governmental funds, but repayment reduces long-term liabilities in the statement of net position.	Note and loan principal paid	6,825,308	
	Bond principal paid	668,378	
	Capital lease principal paid	<u>163,846</u>	7,657,532
In the statement of activities, interest is accrued on outstanding debt, whereas in governmental funds, an interest expenditure is reported when due.			81,075
Some expenses (i.e. compensated absences) reported in the statement of activities do not require the use of current financial resources and therefore are not reported as expenditures in governmental funds.			(232,909)
Contractually required contributions are reported as expenditures in governmental funds; however, the statement of net position reports these amounts as deferred outflows.			2,176,412
Except for amounts reported as deferred inflows/outflows, changes in the net pension/OPEB liability are reported as pension/OPEB expense in the statement of activities			7,444,479
The internal service fund used by management to charge the costs of insurance to individual funds is not reported in the entity-wide statement of activities. Governmental expenditures and related internal service fund revenues are eliminated. The net revenue (expense) of the internal service is allocated among governmental activities.	Change in net position	(144,478)	
	Change in Internal balances	<u>22,608</u>	(121,870)
Change in net position of governmental activities			<u><u>\$18,801,001</u></u>

See accompanying notes to the basic financial statements.

CITY OF NORTH RIDGEVILLE, OHIO

STATEMENT OF REVENUES, EXPENDITURES AND CHANGES IN FUND BALANCES
BUDGET (NON-GAAP BUDGETARY BASIS) AND ACTUAL

FOR THE YEAR ENDED DECEMBER 31, 2019

	General Fund			Variance with Final Budget Positive (Negative)
	Budget Amounts		Actual	
	Original	Final		
Revenues				
Property and other local taxes	\$1,384,826	\$1,363,879	\$1,361,467	(\$2,412)
Municipal income taxes	10,220,000	10,900,000	10,822,880	(77,120)
Intergovernmental revenue	735,700	860,400	846,632	(13,768)
Fines, licenses, and permits	1,883,000	1,901,900	1,830,308	(71,592)
Interest	70,000	150,000	179,308	29,308
Miscellaneous	1,268,000	1,343,970	606,752	(737,218)
Total revenues	<u>15,561,526</u>	<u>16,520,149</u>	<u>15,647,347</u>	<u>(872,802)</u>
Expenditures				
Current				
Security of persons and property	7,485,464	7,535,465	6,768,273	767,192
Public health and welfare	497,558	497,558	468,998	28,560
Leisure time activities	322,988	322,988	284,450	38,538
Community development	2,062,011	2,151,811	1,993,251	158,560
General government	5,064,032	5,245,632	4,524,827	720,805
Total expenditures	<u>15,432,053</u>	<u>15,753,454</u>	<u>14,039,799</u>	<u>1,713,655</u>
Excess (deficiency) of revenues over expenditures	<u>129,473</u>	<u>766,695</u>	<u>1,607,548</u>	<u>840,853</u>
Other financing sources (uses)				
Transfers-in	0	106,781	106,832	51
Advances-in	32,000	782,000	7,200	(774,800)
Proceeds from sale of assets	0	799	799	0
Transfers-out	(300,000)	(2,762,333)	(2,727,832)	34,501
Total other financing sources (uses)	<u>(268,000)</u>	<u>(1,872,753)</u>	<u>(2,613,001)</u>	<u>(740,248)</u>
Excess (deficiency) of revenues over expenditures and other financing sources (uses)	<u>(138,527)</u>	<u>(1,106,058)</u>	<u>(1,005,453)</u>	<u>100,605</u>
Prior year encumbrances	234,654	234,654	234,654	0
Fund balances, beginning of year	<u>5,731,682</u>	<u>5,731,682</u>	<u>5,731,682</u>	<u>0</u>
Fund balances, end of year	<u>\$5,827,809</u>	<u>\$4,860,278</u>	<u>\$4,960,883</u>	<u>\$100,605</u>

See accompanying notes to the basic financial statements.

This page intentionally left blank.

CITY OF NORTH RIDGEVILLE, OHIO
STATEMENT OF FUND NET POSITION -
PROPRIETARY FUNDS

DECEMBER 31, 2019

	Business-Type Activities - Enterprise Funds			Governmental Activities
	Water Fund	Sewer Fund	Total	Internal Service Funds
Assets				
Current assets				
Equity in pooled cash and equivalents	\$5,445,041	\$21,163,629	\$26,608,670	\$1,657,707
Accounts receivable and other	435,500	676,500	1,112,000	0
Due from other governments	9,651	281,024	290,675	5,644
Inventories and supplies	219,763	32,977	252,740	0
Total current assets	<u>6,109,955</u>	<u>22,154,130</u>	<u>28,264,085</u>	<u>1,663,351</u>
Noncurrent assets				
Nondepreciable capital assets	15,631	1,468,339	1,483,970	0
Depreciable capital assets	25,317,774	56,075,598	81,393,372	0
Intangible assets, net	908,454	0	908,454	0
Special assessments receivable	0	1,357,773	1,357,773	0
Total noncurrent assets	<u>26,241,859</u>	<u>58,901,710</u>	<u>85,143,569</u>	<u>0</u>
Total assets	<u>32,351,814</u>	<u>81,055,840</u>	<u>113,407,654</u>	<u>1,663,351</u>
Deferred outflow s of resources				
Deferred charge on refunding	65,198	250,623	315,821	0
Pension	457,132	885,175	1,342,307	0
OPEB	54,232	105,014	159,246	0
Total deferred outflow s of resources	<u>576,562</u>	<u>1,240,812</u>	<u>1,817,374</u>	<u>0</u>
Liabilities				
Current				
Accounts and contracts payable	311,297	1,035,749	1,347,046	98,044
Accrued salaries, wages and benefits	14,593	58,611	73,204	9,672
Claims payable	0	0	0	342,300
Accrued interest payable	5,300	33,800	39,100	0
Due to other governments	10,387	29,054	39,441	6,157
Due to other funds	0	0	0	50,000
Loans payable	236,681	4,223	240,904	0
Capital lease payable	51,075	72,960	124,035	0
General obligation bonds payable	129,596	1,307,468	1,437,064	0
Special assessment bonds payable	0	135,000	135,000	0
Compensated absences	0	60,132	60,132	0
Total current liabilities	<u>758,929</u>	<u>2,736,997</u>	<u>3,495,926</u>	<u>506,173</u>
Long-term liabilities				
Loans payable	673,870	0	673,870	0
Capital lease payable	72,459	143,886	216,345	0
General obligation bonds payable	1,984,427	11,373,481	13,357,908	0
Special assessment bonds payable	0	885,000	885,000	0
Compensated absences	162,562	409,556	572,118	0
Net pension liability	1,474,163	2,854,516	4,328,679	0
Net OPEB liability	691,528	1,339,050	2,030,578	0
Total long-term liabilities	<u>5,059,009</u>	<u>17,005,489</u>	<u>22,064,498</u>	<u>0</u>
Total liabilities	<u>5,817,938</u>	<u>19,742,486</u>	<u>25,560,424</u>	<u>506,173</u>
Deferred inflow s of resources				
Deferred inflow s of resources - pension	44,694	86,544	131,238	0
Deferred inflow s of resources - OPEB	27,225	52,717	79,942	0
Total deferred inflow s of resources	<u>71,919</u>	<u>139,261</u>	<u>211,180</u>	<u>0</u>
Net position				
Net investment in capital assets	23,158,949	43,872,542	67,031,491	0
Unrestricted	3,879,570	18,542,363	22,421,933	1,157,178
Total net position	<u>\$27,038,519</u>	<u>\$62,414,905</u>	<u>89,453,424</u>	<u>\$1,157,178</u>
Adjustment to report the cumulative internal balance for the net effect of the activity between the internal service funds and the enterprise funds over time			171,357	
Net position business-type activities			<u>\$89,624,781</u>	

See accompanying notes to the basic financial statements.

CITY OF NORTH RIDGEVILLE, OHIO

STATEMENT OF REVENUES, EXPENSES AND CHANGES IN FUND NET POSITION -
PROPRIETARY FUNDS

FOR THE YEAR ENDED DECEMBER 31, 2019

	Business-Type Activities - Enterprise Funds			Governmental Activities
	Water Fund	Sewer Fund	Total	Internal Service Funds
Operating revenue				
Charges for services	\$4,699,629	\$8,819,132	\$13,518,761	\$4,420,535
Miscellaneous	207,715	114,437	322,152	264,891
Total operating revenues	<u>4,907,344</u>	<u>8,933,569</u>	<u>13,840,913</u>	<u>4,685,426</u>
Operating expenses				
Personal services	1,340,999	3,693,200	5,034,199	419,132
Contractual services	500,622	2,682,453	3,183,075	1,089,158
Supplies and materials	2,571,384	484,017	3,055,401	138,053
Claims	0	0	0	3,132,090
Other operating	259,009	718,704	977,713	93,699
Depreciation	1,032,174	2,593,922	3,626,096	0
Amortization	68,352	0	68,352	0
Total operating expenses	<u>5,772,540</u>	<u>10,172,296</u>	<u>15,944,836</u>	<u>4,872,132</u>
Operating loss	<u>(865,196)</u>	<u>(1,238,727)</u>	<u>(2,103,923)</u>	<u>(186,706)</u>
Nonoperating revenues (expenses)				
Interest income	140,819	563,577	704,396	42,228
Gain on disposal of capital assets	0	6,099	6,099	0
Interest and fiscal charges	(70,270)	(376,144)	(446,414)	0
Total nonoperating revenues (expenses)	<u>70,549</u>	<u>193,532</u>	<u>264,081</u>	<u>42,228</u>
Loss before contributions	<u>(794,647)</u>	<u>(1,045,195)</u>	<u>(1,839,842)</u>	<u>(144,478)</u>
Capital contributions	556,211	3,395,910	3,952,121	0
Transfers in	0	111,058	111,058	0
Change in net position	<u>(238,436)</u>	<u>2,461,773</u>	<u>2,223,337</u>	<u>(144,478)</u>
Net position, beginning of year	<u>27,276,955</u>	<u>59,953,132</u>		<u>1,301,656</u>
Net position, end of year	<u>\$27,038,519</u>	<u>\$62,414,905</u>		<u>\$1,157,178</u>
Adjustment for the net effect of the current year activity between the internal service funds and the enterprise funds			<u>(22,608)</u>	
Change in net position business-type activities			<u>\$2,200,729</u>	

See accompanying notes to the basic financial statements.

CITY OF NORTH RIDGEVILLE, OHIO

STATEMENT OF CASH FLOWS -
PROPRIETARY FUNDS

FOR THE YEAR ENDED DECEMBER 31, 2019

	Business-Type Activities - Enterprise Funds			Governmental Activities
	Water Fund	Sewer Fund	Total	Internal Service Funds
Cash flows from operating activities:				
Receipts from customers and users	\$4,668,829	\$8,706,818	\$13,375,647	\$0
Receipts from interfund charges for self insurance	0	0	0	3,713,385
Receipts from interfund charges for city garage	0	0	0	707,150
Cash payments to suppliers for materials and supplies	(3,065,059)	(445,115)	(3,510,174)	(134,705)
Cash payments for employee services and benefits	(920,790)	(3,167,059)	(4,087,849)	(558,696)
Cash payments for contractual services	(142,986)	(1,368,430)	(1,511,416)	(1,022,409)
Cash payments for claims	0	0	0	(3,143,453)
Other operating revenues	198,064	266,948	465,012	259,247
Other operating expenses	(250,886)	(687,449)	(938,335)	(54,545)
Net cash provided by (used in) operating activities	<u>487,172</u>	<u>3,305,713</u>	<u>3,792,885</u>	<u>(234,026)</u>
Cash flows from capital and related financing activities:				
Acquisition of capital assets	(497,032)	(3,425,980)	(3,923,012)	0
Tap-in fees	232,189	1,779,394	2,011,583	0
Proceeds from the sale of asset	0	6,099	6,099	0
Loan principal paid - OPWC	0	(8,451)	(8,451)	0
Loan principal paid - ETL2	(33,659)	0	(33,659)	0
Loan principal paid -OWDA	(193,624)	0	(193,624)	0
Bond principal paid	(129,309)	(1,422,314)	(1,551,623)	0
Capital lease principal paid	(75,200)	(90,038)	(165,238)	0
Interest paid	(90,489)	(440,953)	(531,442)	0
Net cash (used in) capital and related financing activities	<u>(787,124)</u>	<u>(3,602,243)</u>	<u>(4,389,367)</u>	<u>0</u>
Cash flows from non-capital financing activities				
Transfers in	0	111,058	111,058	0
Net cash provided by non-capital financing activities	<u>0</u>	<u>111,058</u>	<u>111,058</u>	<u>0</u>
Cash flows from investing activities:				
Interest	140,819	563,577	704,396	42,228
Net cash provided by investing activities:	<u>140,819</u>	<u>563,577</u>	<u>704,396</u>	<u>42,228</u>
Net increase (decrease) in cash and cash equivalents	(159,133)	378,105	218,972	(191,798)
Cash and cash equivalents, beginning of year	<u>5,604,174</u>	<u>20,785,524</u>	<u>26,389,698</u>	<u>1,849,505</u>
Cash and cash equivalents, end of year	<u>\$5,445,041</u>	<u>\$21,163,629</u>	<u>\$26,608,670</u>	<u>\$1,657,707</u>
Noncash capital and related financing activities:				
Contributions of capital assets from developers consisting of infrastructure	<u>\$324,022</u>	<u>\$1,616,516</u>	<u>\$1,940,538</u>	<u>\$0</u>
Assets acquired through capital lease	<u>\$154,965</u>	<u>\$243,128</u>	<u>\$398,093</u>	<u>\$0</u>

(Continued)

See accompanying notes to the basic financial statements.

CITY OF NORTH RIDGEVILLE, OHIO

STATEMENT OF CASH FLOWS -
PROPRIETARY FUNDS

FOR THE YEAR ENDED DECEMBER 31, 2019

(Concluded)

	Business-Type Activities - Enterprise Funds			Governmental Activities
	Water Fund	Sewer Fund	Total	Internal Service Funds
Reconciliation of operating loss to net cash provided by operating activities:				
Operating loss	(\$865,196)	(\$1,238,727)	(\$2,103,923)	(\$186,706)
Adjustments:				
Depreciation	1,032,174	2,593,922	3,626,096	0
Amortization	68,352	0	68,352	0
(Increase) decrease in assets				
Accounts receivable and other	(30,800)	(47,000)	(77,800)	0
Due from other governments	(9,651)	(92,724)	(102,375)	(5,644)
Inventories and supplies	(47,495)	(6,417)	(53,912)	0
Prepaid items	7,200	20,000	27,200	0
(Increase) decrease in deferred outflows of resources - pension and OPEB	(301,963)	407,860	105,897	0
Increase (decrease) in liabilities				
Accounts and contracts payable	(87,619)	734,980	647,361	77,088
Accrued salaries, wages and benefits	3,521	18,909	22,430	2,116
Claims payable	0	0	0	20,800
Due to other governments	(717)	1,308	591	(235)
Compensated absences	(39,397)	10,954	(28,443)	(141,445)
Net pension and OPEB liabilities	995,419	1,270,619	2,266,038	0
Increase in deferred inflows of resources - pension and OPEB	(236,656)	(367,971)	(604,627)	0
Net cash provided by (used in) operating activities	<u>\$487,172</u>	<u>\$3,305,713</u>	<u>\$3,792,885</u>	<u>(\$234,026)</u>

See accompanying notes to the basic financial statements.

CITY OF NORTH RIDGEVILLE, OHIO
STATEMENT OF FIDUCIARY ASSETS AND LIABILITIES
DECEMBER 31, 2019

	<u>Agency Funds</u>
Assets	
Equity in pooled cash and equivalents	\$1,580,676
Total assets	<u>\$1,580,676</u>
Liabilities	
Accounts and contracts payable	\$4,114
Due to others	1,576,562
Total liabilities	<u>\$1,580,676</u>

See accompanying notes to the basic financial statements.

CITY OF NORTH RIDGEVILLE, OHIO
NOTES TO THE BASIC FINANCIAL STATEMENTS
DECEMBER 31, 2019

NOTE 1 DESCRIPTION OF THE CITY AND REPORTING ENTITY

The City of North Ridgeville, Ohio, was founded in 1810 and became a City in 1960. The North Ridgeville Charter was originally adopted by the voters in October, 1961, in order to secure the benefits of municipal home rule. Under the Ohio Constitution, the City may exercise all powers of local self-government to the extent not in conflict with applicable general laws. The City, under its charter, operates with an elected Council/Mayor form of government. The responsibilities for the major financial functions of the City are divided among the Council, Mayor, Auditor, and Treasurer. The Auditor, who is appointed by Council, is the City's fiscal and chief accounting officer. The Treasurer, Law Director, and other appointed officials are appointed by the Mayor with Council approval. The City's fiscal year corresponds with the calendar year.

A reporting entity is comprised of the primary government, component units and other organizations that are included to ensure that the financial statements are not misleading. The primary government of the City consists of all funds, agencies, departments and offices that are not legally separate from the City. The primary government includes the City departments and agencies that provide the following services: police protection, fire fighting and prevention, emergency rescue, street maintenance and repairs, sanitation, building inspection, parks and recreation, water and sewer.

Component units are legally separate organizations for which the City is financially accountable. The City is financially accountable for an organization if the City appoints a voting majority of the organization's governing board and (1) the City is able to significantly influence the programs or services performed or provided by the organization; or (2) the City is legally entitled to or can otherwise access the organization's resources; the City is legally obligated or has otherwise assumed the responsibility to finance the deficits of, or provide financial support to, the organization; or the City is obligated for the debt of the organization. Component units may also include organizations that are fiscally dependent on the City in that the City approves the budget, the issuance of debt or the levying of taxes. The City has no component units.

The City is associated with the Lorain County General Health District, a jointly governed organization, which provides health services to the members of the Health District. The City does not have any financial interest in or responsibility for the Health District. The County Auditor serves as fiscal agent. See Note 17.

The City is a member of the Northeast Ohio Public Energy Council (NOPEC). NOPEC is a regional council of governments formed under Chapter 167 of the Ohio Revised Code. NOPEC was formed to serve as a vehicle for communities wishing to proceed with an aggregation program for the purchase of electricity. See Note 17.

The City entered into a Joint Economic Development Zone Agreement (JEDZ) in 2008. However, the City has no financial commitment to the project and has no direct economic benefit. See Note 17.

NOTE 2 SUMMARY OF SIGNIFICANT ACCOUNTING POLICIES

The financial statements of the City of North Ridgeville have been prepared in conformity with generally accepted accounting principles (GAAP) as applied to local governmental units. The Governmental Accounting Standards Board (GASB) is the accepted standard-setting body for establishing governmental accounting and financial principles. The most significant of the City's accounting policies are described below.

CITY OF NORTH RIDGEVILLE, OHIO
NOTES TO THE BASIC FINANCIAL STATEMENTS
DECEMBER 31, 2019

NOTE 2 SUMMARY OF SIGNIFICANT ACCOUNTING POLICIES (continued)

A. BASIS OF PRESENTATION

The City's basic financial statements consist of government-wide statements, including a statement of net position and a statement of activities, and fund financial statements which provide a more detailed level of financial information.

Government-wide Financial Statements

The statement of net position and the statement of activities display information about the City as a whole. These statements include the financial activities of the primary government, except for fiduciary funds. The activity of the internal service fund is eliminated to avoid "doubling up" revenues and expenses. The statements distinguish between those activities of the City that are governmental and those that are considered business-type activities.

The statement of net position presents the financial condition of the governmental and business-type activities of the City at year-end. The statement of activities presents a comparison between direct expenses and program revenues for each program or function of the City's governmental activities and for the business-type activities of the City. Direct expenses are those that are specifically associated with a service, program or department and therefore clearly identifiable to a particular function. Program revenues include charges paid by the recipient of the goods or services offered by the program, grants and contributions that are restricted to meeting the operational or capital requirements of a particular program and interest earned on grants that is required to be used to support a particular program. Revenues which are not classified as program revenues are presented as general revenues of the City, with certain limited exceptions. The comparison of direct expenses with program revenues identifies the extent to which each business segment or governmental function is self-financing or draws from the general revenues of the City.

Fund Financial Statements

During the year, the City segregates transactions related to certain City functions or activities in separate funds in order to aid financial management and to demonstrate legal compliance. Fund financial statements are designed to present financial information of the City at this more detailed level. The focus of governmental and enterprise fund financial statements is on major funds. Each major fund is presented in a separate column. Nonmajor funds are aggregated and presented in a single column. The internal service fund is presented in a single column on the face of the proprietary fund statements. Fiduciary funds are reported by type.

B. FUND ACCOUNTING

The City uses funds to maintain its financial records during the year. A fund is defined as a fiscal and accounting entity with a self balancing set of accounts. There are three categories of funds: governmental, proprietary and fiduciary.

Governmental Funds

Governmental funds are those through which most governmental functions typically are financed. Governmental fund reporting focuses on the sources, uses and balances of current financial resources. Expendable assets and deferred outflows of resources are assigned to the various governmental funds according to the purposes for which they may or must be used. Current liabilities and deferred inflows of resources are assigned to the fund from which they will be paid. The difference between governmental fund assets and deferred outflows of resources compared to liabilities and deferred inflows of resources is reported as fund balance. The following are the City's major governmental funds:

CITY OF NORTH RIDGEVILLE, OHIO
NOTES TO THE BASIC FINANCIAL STATEMENTS
DECEMBER 31, 2019

NOTE 2 SUMMARY OF SIGNIFICANT ACCOUNTING POLICIES (continued)

B. FUND ACCOUNTING (continued)

General Fund - The General Fund accounts for all financial resources except those required to be accounted for in another fund. The General Fund balance is available to the City for any purpose provided it is expended or transferred according to the charter of the City and/or the general laws of Ohio.

General Obligation (G.O.) Bond Retirement Fund - Accounts for resources that are used for payment of principal and interest and fiscal charges on general obligation debt.

Center Ridge Road Construction Fund - The Center Ridge Road Construction Fund accounts for the costs of improving Center Ridge Road.

The other governmental funds of the City account for grants and other resources whose use is restricted to a specific purpose.

Proprietary Funds

Proprietary fund reporting focuses on the determination of operating income, changes in net position, financial position and cash flows. Proprietary funds are classified as either enterprise or internal service.

Enterprise Funds - Enterprise funds may be used to account for any activity for which a fee is charged to external users for goods or services. The following are the City's major enterprise funds:

Water Fund - The Water Fund accounts for the operation of the City's drinking water distribution system.

Sewer Fund - The Sewer Fund accounts for the operation of the City's sanitary sewer collection system and City owned wastewater treatment facility.

Internal Service Funds - Internal service funds account for the financing of services provided by one department or agency to other departments or agencies of the City on a cost-reimbursement basis. The City's Internal Service Funds report on the self-insurance program for employee medical benefits and city garage.

Fiduciary Funds

Fiduciary fund reporting focuses on net position and changes in net position. The fiduciary fund category is split into four classifications: pension trust funds, investment trust funds, private-purpose trust funds and agency funds. Trust funds are used to account for assets held by the City under a trust agreement for individuals, private organizations, or other governments and are therefore not available to support the City's own programs. The City has no trust funds. Agency funds are purely custodial in nature (assets equal liabilities) and thus do not involve measurement of results of operations. The City's agency funds account for building permit fees collected on behalf of the State, certain activities of the senior citizens center, mayor court bail bond collections, and deposits from citizens, contractors and developers.

C. MEASUREMENT FOCUS

Government-wide Financial Statements

The government-wide financial statements are prepared using the flow of economic resources measurement focus. All assets and deferred outflows of resources and all liabilities and deferred inflows of resources associated with the operation of the City are included on the Statement of Net Position. The Statement of Activities presents increases (i.e. revenues) and decreases (i.e. expenses) in net position.

CITY OF NORTH RIDGEVILLE, OHIO
NOTES TO THE BASIC FINANCIAL STATEMENTS
DECEMBER 31, 2019

NOTE 2 SUMMARY OF SIGNIFICANT ACCOUNTING POLICIES (continued)

C. MEASUREMENT FOCUS (continued)

Amounts reported as program revenues include: charges to customers for goods, services, or privileges provided; operating grants and contributions; and capital grants and contributions including special assessments. Internally dedicated resources are reported as general revenues rather than program revenues, as are taxes.

Fund Financial Statements

All governmental funds are accounted for using a flow of current financial resources measurement focus. With this measurement focus, only current assets and deferred outflows of resources along with current liabilities and deferred inflows of resources generally are included on the balance sheet. The statement of revenues, expenditures and changes in fund balances reports on the sources (i.e., revenues and other financing sources) and uses (i.e., expenditures and other financing uses) of current financial resources. This approach differs from the manner in which the governmental activities of the government-wide financial statements are prepared. Governmental fund financial statements therefore include a reconciliation with brief explanations to better identify the relationship between the government-wide statements and the statements for governmental funds.

Proprietary funds distinguish operating revenue and expenses from non-operating items. Operating revenue and expenses generally result from providing services and producing and delivering goods in accordance with the proprietary fund's principle on going operations. The principle operating revenue of the City's water fund and sewer fund are charges for services. These funds also recognize fees intended to recover the cost of connecting new customers to the City's water and sewer utility systems as operating revenue. Operating expenses for the enterprise funds include the cost of services, administrative expenses and overhead and depreciation on capital assets. All revenues and expenses not meeting this definition are reported as non-operating revenue and expenses, which for the City includes interest income, gain/loss on disposal of capital assets, and interest and fiscal charges.

As with the government-wide statements, all proprietary funds are accounted for on a flow of economic resources measurement focus. All assets and deferred outflows of resources and all liabilities and deferred inflows of resources associated with the operation of these funds are included on the statement of net position. The statement of changes in fund net position presents increases (i.e., revenues) and decreases (i.e., expenses) in total net position. The statement of cash flows provides information about how the City finances and meets the cash flow needs of its proprietary activities.

D. BASIS OF ACCOUNTING

Basis of accounting determines when transactions are recorded in the financial records and reported on the financial statements. Government-wide financial statements are prepared using the accrual basis of accounting. Governmental funds use the modified accrual basis of accounting. Proprietary and fiduciary funds also use the accrual basis of accounting. Differences in the accrual and modified accrual basis of accounting arise in the recognition of revenue, the recording of deferred inflows and outflows and in the presentation of expenses versus expenditures.

Revenues - Exchange and Non-exchange Transactions

Revenue resulting from exchange transactions, in which each party gives and receives essentially equal value is recorded on the accrual basis when the exchange takes place. On a modified accrual basis, revenue is recorded in the fiscal year in which the resources are measurable and become available. Available means that the resources will be collected within the current fiscal year or are expected to be collected soon enough thereafter to be used to pay liabilities of the current fiscal year. For the City, available means expected to be received within thirty-one days of year-end.

CITY OF NORTH RIDGEVILLE, OHIO
NOTES TO THE BASIC FINANCIAL STATEMENTS
DECEMBER 31, 2019

NOTE 2 SUMMARY OF SIGNIFICANT ACCOUNTING POLICIES (continued)

D. BASIS OF ACCOUNTING (continued)

Nonexchange transactions, in which the City receives value without directly giving equal value in return, include income taxes, property taxes, grants, entitlements and donations. On an accrual basis, revenue from income taxes is recognized in the period in which the income is earned. Revenue from property taxes is recognized in the year for which the taxes are levied. See Note 6A. Revenue from grants, entitlements and donations is recognized in the year in which all eligibility requirements have been satisfied. Eligibility requirements include timing requirements, which specify the year when the resources are required to be used or the year when use is first permitted, matching requirements, in which the City must provide local resources to be used for a specified purpose, and expenditure requirements, in which the resources are provided to the City on a reimbursement basis. On a modified accrual basis, revenue from nonexchange transactions must also be available before it can be recognized.

Under the modified accrual basis, the following revenue sources are considered to be both measurable and available at year-end: income tax, state-levied locally shared taxes including gasoline tax, fines and forfeitures, interest, grants, fees and rentals.

Deferred Outflows/Inflows of Resources

In addition to assets, the statements of financial position will sometimes report a separate section for deferred outflows of resources. Deferred outflows of resources, represents a consumption of net position that applies to a future period and will not be recognized as an outflow of resources (expense/expenditure) until then. For the City, deferred outflows of resources are reported on the government-wide statement of net position for deferred charges on refunding, pension and OPEB. A deferred charge on refunding results from the difference in the carrying value of refunded debt and its reacquisition price. This amount is deferred and amortized over the shorter of the life of the refunded or refunding debt. The deferred outflows of resources related to pension and OPEB plans are explained in Notes 10 and 11.

In addition to liabilities, the statements of financial position report a separate section for deferred inflows of resources. Deferred inflows of resources represent an acquisition of net position that applies to a future period and will not be recognized as an inflow of resources (revenue) until that time. For the City, deferred inflows of resources include property taxes, pension, OPEB and unavailable revenue. Property taxes represent amounts for which there is an enforceable legal claim as of December 31, 2019, but which were levied to finance fiscal year 2020 operations. These amounts have been recorded as a deferred inflow on both the government-wide statement of net position and the governmental fund financial statements. Unavailable revenue is reported only on the governmental funds balance sheet, and represents receivables which will not be collected within the available period. For the City unavailable revenue includes delinquent property taxes, municipal income taxes, accounts receivable, special assessments and intergovernmental grants. These amounts are deferred and recognized as an inflow of resources in the period the amounts become available. The details of these unavailable revenues are identified on the reconciliation of total governmental fund balance to net position of governmental activities. Deferred inflows of resources related to pension and OPEB plans are reported on the government-wide statement of net position. (See Note 10 and 11)

Expenses/Expenditures

On the accrual basis of accounting, expenses are recognized at the time they are incurred.

The measurement focus of governmental fund accounting is on decreases in net financial resources (expenditures) rather than expenses. Expenditures are generally recognized in the accounting period in which the related fund liability is incurred, if measurable. Allocations of cost, such as depreciation and amortization, are not recognized in governmental funds.

CITY OF NORTH RIDGEVILLE, OHIO
NOTES TO THE BASIC FINANCIAL STATEMENTS
DECEMBER 31, 2019

NOTE 2 SUMMARY OF SIGNIFICANT ACCOUNTING POLICIES (continued)

E. BUDGETARY PROCESS

All funds, except agency funds, are legally required to be budgeted and appropriated. The major documents prepared are the tax budget, the certificate of estimated resources, and the appropriations ordinance, all of which are prepared on the budgetary basis of accounting. The tax budget demonstrates a need for existing or increased tax rates. The certificate of estimated resources establishes a limit on the amount Council may appropriate. The appropriations ordinance is Council's authorization to spend resources and sets annual limits on expenditures plus encumbrances at the level of control selected by Council. The legal level of control has been established by Council by fund and within each fund by department at major object level, which includes personal services, other expenditures and transfers. Budgetary modifications may only be made by ordinance of the City Council.

The certificate of estimated resources may be amended during the year if projected increases or decreases in revenue are identified. The amounts reported as the original budgeted amounts on the budgetary statements reflect the amounts on the certificate of estimated resources when the original appropriations were adopted. The amounts reported as the final budgeted amounts on the budgetary statements reflect the amounts on the amended certificate of estimated resources in effect at the time the final appropriations were enacted by Council.

The appropriations ordinance is subject to amendment throughout the year with the restriction that appropriations cannot exceed estimated resources. The amounts reported as the original budgeted amounts reflect the first appropriation ordinance for that fund that covered the entire year, including amounts automatically carried forward from prior years. The amounts reported as the final budgeted amounts represent the final appropriations amounts passed by Council during the year.

Encumbrances outstanding at year end represent the estimated amount of expenditures that will ultimately result if unperformed contracts in process (for example, purchase orders and contracted services) are completed. Encumbrances outstanding at year end are reported as part of restricted, committed or assigned fund balance for subsequent year expenditures in the governmental funds.

At the close of each fiscal year, the unencumbered balance of each appropriation reverts to the respective fund from which it was appropriated and becomes subject to future appropriations.

F. CASH AND CASH EQUIVALENTS

To improve cash management, cash received by the City is pooled and invested. Individual fund integrity is maintained through City records. Interest in the pool is presented as "Equity in Pooled Cash and Cash Equivalents."

G. INVESTMENTS

Nonparticipating interest-earning investment contracts are stated at cost. Money market investments and participating interest earning investment contracts with a remaining maturity of one year or less at time of purchase are stated at amortized cost. All other investments are stated at fair value.

CITY OF NORTH RIDGEVILLE, OHIO
NOTES TO THE BASIC FINANCIAL STATEMENTS
DECEMBER 31, 2019

NOTE 2 SUMMARY OF SIGNIFICANT ACCOUNTING POLICIES (continued)

G. INVESTMENTS (continued)

During 2019, the City invested in commercial paper, federal home loan mortgage corporation bonds, federal national mortgage association bonds, federal farm credit bank, money market governmental obligations, and State Treasury Asset Reserve of Ohio (STAR Ohio). STAR Ohio (the State Treasury Asset Reserve of Ohio), is an investment pool managed by the State Treasurer's Office which allows governments within the State to pool their funds for investment purposes.

STAR Ohio is not registered with the SEC as an investment company, but has adopted Governmental Accounting Standards Board (GASB), Statement No. 79, "Certain External Investment Pools and Pool Participants." The City measures their investment in STAR Ohio at the net asset value (NAV) per share provided by STAR Ohio. The NAV per share is calculated on an amortized cost basis that provides an NAV per share that approximates fair value. For 2019, there were no limitations or restrictions on any participant withdrawals due to redemption notice periods, liquidity fees, or redemption gates. However, notice must be given 24 hours in advance of all deposits and withdrawals exceeding \$25 million. STAR Ohio reserves the right to limit the transaction to \$100 million, requiring the excess amount to be transacted the following business day(s), but only to the \$100 million limit. All accounts of the participant will be combined for these purposes.

Investment procedures are restricted by the provisions of the Ohio Revised Code. Interest revenue is distributed to all funds except agency funds.

H. INVENTORIES

Inventories are valued at cost on a first-in, first-out basis. The costs of inventory items are recognized as expenses when used in the enterprise funds. Inventories consist of parts and supplies.

I. PREPAID AND DEFERRED EXPENSES

Payments made to vendors for services that will benefit periods beyond the current year-end are recorded as prepaid items using the consumption method. A current asset for the prepaid amount is recorded at the time of the purchase and an expenditure/expense is reported in the year in which services are consumed. A portion of the relevant governmental funds' balances equal to the prepaid items has been reserved to indicate that it is not available for appropriation. At December 31, 2019, the City did not have any prepaid or deferred expenses.

J. CAPITAL ASSETS

General capital assets are those assets not specifically related to activities reported in the proprietary funds. These assets generally result from expenditures in the governmental funds and are reported in the governmental activities column of the government-wide statement of net position but are not reported in the fund financial statements. Capital assets utilized by the proprietary funds are reported both in the business-type activities column of the government-wide statement of net position and in the respective funds.

Capital assets are recorded at cost or estimated historical cost and updated for additions and retirements during the year. Donated capital assets are recorded at their acquisition values as of the date received. The City maintains a capitalization threshold of twenty-five hundred dollars. The City's infrastructure consists of streets, bridges, culverts, curbs, storm sewers, and water and sanitary sewer systems. Improvements are capitalized, whereas the costs of normal maintenance and repairs that do not add to the value of the asset or materially extend an asset's life are not.

CITY OF NORTH RIDGEVILLE, OHIO
NOTES TO THE BASIC FINANCIAL STATEMENTS
DECEMBER 31, 2019

NOTE 2 SUMMARY OF SIGNIFICANT ACCOUNTING POLICIES (continued)

J. CAPITAL ASSETS (continued)

All reported capital assets are depreciated except for land and construction in progress. Improvements are depreciated over the remaining useful lives of the related capital assets. Useful lives for infrastructure were estimated based on the City's historical records of necessary improvements and replacement. Depreciation is computed using the straight-line method over the following useful lives:

<u>Description</u>	<u>Estimated Lives</u>
Buildings and improvements	30 to 50 years
Infrastructure	15 to 50 years
Equipment and vehicles	3 to 10 years

K. INTERFUND BALANCES

On fund financial statements, outstanding interfund loans and unpaid amounts for interfund services are reported as "interfund receivables/payables". Interfund loans, which do not represent available expendable resources would be offset by an equal amount in nonspendable fund balance unless the proceeds from their collection are restricted, committed or assigned. Interfund balance amounts are eliminated in the statement of net position, except for any net residual amounts due between governmental and business-type activities, which are presented as internal balances.

L. COMPENSATED ABSENCES

Vacation benefits are accrued as a liability as the benefits are earned if the employee's rights to receive compensation are attributable to services already rendered and it is probable that the City will compensate the employees for the benefits through paid time off or some other means. Sick leave benefits are accrued as a liability using the vesting method. The liability is based on an estimate of the amount of accumulated sick leave that will be paid as a termination benefit.

M. ACCRUED LIABILITIES AND LONG-TERM LIABILITIES

All payables, accrued liabilities and long-term obligations are reported in the government-wide financial statements. All payables, accrued liabilities and long-term obligations payable from proprietary funds are reported in the proprietary fund financial statements.

In general, governmental fund payables and accrued liabilities that, once incurred, are paid in a timely manner and in full from current financial resources, are reported as obligations of the funds. However, claims and judgments, compensated absences that will be paid from governmental funds are reported as a liability in the fund financial statements only to the extent that they are due for payment during the current fiscal year. Net pension/OPEB liability should be recognized in the governmental funds to the extent that benefit payments are due and payable and the pension/OPEB plan's fiduciary net position is not sufficient for payment of those benefits.

CITY OF NORTH RIDGEVILLE, OHIO
NOTES TO THE BASIC FINANCIAL STATEMENTS
DECEMBER 31, 2019

NOTE 2 SUMMARY OF SIGNIFICANT ACCOUNTING POLICIES (continued)

N. FUND BALANCE

Fund balance is divided into five classifications based primarily on the extent to which the City is bound to observe constraints imposed upon the use of the resources in the governmental funds. The classifications are as follows:

Nonspendable - The nonspendable fund balance category includes amounts that cannot be spent because they are not in spendable form, or legally or contractually required to be maintained intact. The "not in spendable form" criterion includes items that are not expected to be converted to cash. It also includes the long-term amount of loans receivable, as well as property acquired for resale, unless the use of the proceeds from the collection of those receivables or from the sale of those properties is restricted, committed, or assigned.

Restricted - Fund balance is reported as restricted when constraints placed on the use of resources are either externally imposed by creditors (such as through debt covenants), grantors, contributors, or laws or regulations of other governments or is imposed by law through constitutional provisions.

Committed - The committed fund balance classification includes amounts that can be used only for the specific purposes imposed by a formal action (ordinance) of the City Council. Those committed amounts cannot be used for any other purpose unless the City Council removes or changes the specified use by taking the same type of action (ordinance) it employed to previously commit those amounts. Committed fund balance also incorporates contractual obligations to the extent that existing resources in the fund have been specifically committed for use in satisfying those contractual requirements.

Assigned - Amounts in the assigned fund balance classification are intended to be used by the City for specific purposes but do not meet the criteria to be classified as restricted or committed. In governmental funds other than the general fund, assigned fund balance represents the remaining amount that is not restricted or committed. In the general fund, assigned amounts represent intended uses established by the City Council.

Unassigned - Unassigned fund balance is the residual classification for the general fund and includes all spendable amounts not contained in the other classifications. In other governmental funds, the unassigned classification is used only to report a deficit balance resulting from overspending for specific purposes for which amounts had been restricted, committed, or assigned.

The City applies restricted resources first when expenditures are incurred for purposes for which either restricted or unrestricted (committed, assigned, and unassigned) amounts are available. Similarly, within unrestricted fund balance, committed amounts are reduced first followed by assigned, and then unassigned amounts when expenditures are incurred for purposes for which amounts in any of the unrestricted fund balance classifications could be used.

O. NET POSITION

Net position is the residual amount when comparing assets and deferred outflows of resources to liabilities and deferred inflows of resources. The net investment in capital assets component of net position consists of capital assets, net of accumulated depreciation, reduced by the outstanding balances of any borrowing used for the acquisition, construction or improvement of those assets. The restricted component of net position is reported when there are limitations imposed on their use either through constitutional provisions or enabling legislation or through external restrictions imposed by creditors, grantors, or laws or regulations of other governments. The government-wide statement of net position for the governmental activities reports \$17,109,801 of restricted net position, none of which is restricted by enabling legislation. The City applies restricted resources when an expense is incurred for purposes for which both restricted and unrestricted components of net position are available.

CITY OF NORTH RIDGEVILLE, OHIO
NOTES TO THE BASIC FINANCIAL STATEMENTS
DECEMBER 31, 2019

NOTE 2 SUMMARY OF SIGNIFICANT ACCOUNTING POLICIES (continued)

P. OPERATING REVENUES AND EXPENSES

Operating revenues are those revenues that are generated directly from the primary activity of the proprietary funds. For the City, these revenues are charges for services primarily for water and sanitary sewer services and self-insurance program. Operating expenses are necessary costs incurred to provide the goods or service that is the primary activity of the fund. All revenues and expenses not meeting this definition are reported as nonoperating.

Q. CONTRIBUTIONS OF CAPITAL

Contributions of capital in proprietary fund financial statements arise from outside contributions of capital assets (primarily related to housing developments), tap-in fees to the extent they exceed the cost of the connection to the system, or from grants or outside contributions of resources restricted to capital acquisition and construction.

R. INTERFUND ACTIVITY

Transfers between governmental and business-type activities on the government-wide statements are reported in the same manner as general revenues. Transfers between governmental activities are eliminated on the government-wide financial statements. Internal allocations of overhead expenses from one function to another or within the same function are eliminated on the Statement of Activities. Interfund payments for services provided and used are not eliminated.

Exchange transactions between funds are reported as revenues in the seller funds and as expenditures/expenses in the purchaser funds. Flows of cash or goods from one fund to another without a requirement for repayment are reported as interfund transfers. Interfund transfers are reported as other financing sources/uses in governmental funds and after nonoperating revenues/expenses in proprietary funds. Repayments from funds responsible for particular expenditures/expenses to the funds that initially paid for them are presented on the financial statements.

S. PENSIONS / OTHER POSTEMPLOYMENT BENEFITS (OPEB)

For purposes of measuring the net pension/OPEB liability, deferred outflows of resources and deferred inflows of resources related to pensions/OPEB, and pension/OPEB expense, information about the fiduciary net position of the pension/OPEB plans and additions to/deductions from their fiduciary net position have been determined on the same basis as they are reported by the pension/OPEB plan. For this purpose, benefit payments (including refunds of employee contributions) are recognized when due and payable in accordance with the benefit terms. The pension/OPEB plans report investments at fair value.

CITY OF NORTH RIDGEVILLE, OHIO
 NOTES TO THE BASIC FINANCIAL STATEMENTS
 DECEMBER 31, 2019

NOTE 2 SUMMARY OF SIGNIFICANT ACCOUNTING POLICIES (continued)

T. EXTRAORDINARY AND SPECIAL ITEMS

Extraordinary items are transactions or events that are both unusual in nature and infrequent in occurrence. Special items are transactions or events that are within the control of the City Administration and that are either unusual in nature or infrequent in occurrence. Neither type of transaction occurred during the current year.

U. USE OF ESTIMATES

The preparation of the financial statements in conformity with generally accepted accounting principles requires management to make estimates and assumptions that affect the amounts reported in the financial statements and accompanying notes. Actual results may differ from those estimates.

NOTE 3 BUDGETARY BASIS OF ACCOUNTING

While the City is reporting financial position, results of operations, and changes in fund balances on the basis of generally accepted accounting principles (GAAP), the budgetary basis as provided by law is based upon accounting for certain transactions on a basis of cash receipts, disbursements and encumbrances. The "Statement of Revenues, Expenditures, and Changes in Fund Balance – Budget (Non-GAAP Basis) and Actual" is presented on the budgetary basis to provide a meaningful comparison of actual results with the budget. The major differences between the budget basis and the GAAP basis are that:

Revenues are recorded when received (budget basis) rather than when susceptible to accrual (GAAP basis).

Expenditures are recorded when paid or encumbered (budget basis) rather than when the liability is incurred (GAAP basis).

Encumbrances are treated as expenditures (budget basis) rather than as restricted, committed or assigned fund balance (GAAP basis).

Proceeds from and principle payments on short-term note obligations are reported on the operating statement (budget basis) rather than balance sheet transactions (GAAP basis).

The following table summarizes the adjustments necessary to reconcile the GAAP basis statements to the budgetary basis statements for the General Fund.

	Net Change in Fund Balance
Budget basis	(\$1,005,103)
Adjustments, increase (decrease)	
Revenue accruals	389,517
Expenditure accruals	(274,978)
Encumbrances	185,204
Funds budgeted elsewhere **	(111,378)
GAAP basis, as reported	(\$816,738)

** As part of Governmental Accounting Standards Board Statement No. 54, "Fund Balance Reporting", certain funds are legally budgeted in separate funds, but are considered part of the General Fund on a GAAP basis.

CITY OF NORTH RIDGEVILLE, OHIO
NOTES TO THE BASIC FINANCIAL STATEMENTS
DECEMBER 31, 2019

NOTE 4 POOLED CASH AND EQUIVALENTS, DEPOSITS AND INVESTMENTS

A. LEGAL REQUIREMENTS

State statutes classify monies held by the City into three categories.

Active deposits are public deposits necessary to meet current demands on the treasury. Such monies must be maintained either as cash in the City Treasury, in commercial accounts payable or withdrawable on demand, including negotiable order of withdrawal (NOW) accounts, or in money market deposit accounts.

Inactive deposits are public deposits the City has identified as not required for use within the current five year period of designation of depositories. Inactive deposits must either be evidenced by certificates of deposit maturing not later than the end of the current period of designation of depositories, or by savings or deposit accounts including, but not limited to, passbook accounts.

Interim monies are those monies which are not needed for immediate use but which will be needed before the end of the current period of designation of depositories. Interim deposits must be evidenced by time certificates of deposit maturing not more than one year from the date of deposit, or by savings or deposit accounts, including passbook accounts.

Interim monies may be invested in the following securities:

1. United States Treasury bills, bonds, notes, or any other obligation or security issued by the United States Treasury, or any other obligation guaranteed as to principal and interest by the United States;
2. Bonds, notes, debentures, or any other obligation or security issued by any federal government agency or instrumentality including, but not limited to, the Federal National Mortgage Association, Federal Home Loan Bank, Federal Farm Credit Bank, Federal Home Loan Mortgage Corporation, Government National Mortgage Association, and Student Loan Marketing Association. All federal agency securities shall be direct issuances of federal government agencies or instrumentalities;
3. Written repurchase agreements in the securities listed above provided that the market value of the securities subject to the repurchase agreement must exceed the principal value of the agreement by at least 2 percent and be marked to market daily, and the term of the agreement must not exceed thirty days;
4. Bonds and other obligations of the State of Ohio;
5. No-load money market mutual funds consisting exclusively of obligations described in division (1) or (2) and repurchase agreements secured by such obligations, provided that investments in securities described in this division are made only through eligible institutions;
6. The State Treasurer's investment pool (STAR Ohio).
7. Certain banker' acceptances and commercial paper notes for a period not to exceed one hundred eighty days in an amount not to exceed 40% of the interim monies available for investment at any one time if training requirements have been met; and
8. Time certificates of deposit or savings or deposit accounts including, but not limited to, passbook accounts.

CITY OF NORTH RIDGEVILLE, OHIO
NOTES TO THE BASIC FINANCIAL STATEMENTS
DECEMBER 31, 2019

NOTE 4 POOLED CASH AND EQUIVALENTS, DEPOSITS AND INVESTMENTS (continued)

A. LEGAL REQUIREMENTS (continued)

Investments in stripped principal or interest obligations, reverse repurchase agreements, and derivatives are prohibited. The issuance of taxable notes for the purpose of arbitrage, the use of leverage, and short selling are also prohibited. An investment must mature within five years from the date of purchase, unless matched to a specific obligation or debt of the City, and must be purchased with the expectation that it will be held to maturity.

Investments may only be made through specified dealers and institutions. Payment for investments may be made only upon delivery of the securities representing the investments to the treasurer or qualified trustee or, if the securities are not represented by a certificate, upon receipt of confirmation of transfer from the custodian.

B. DEPOSITS AND CASH ON HAND

Custodial credit risk is the risk that, in the event of a bank failure, the City's deposits may not be returned. The City does not have a deposit policy for custodial credit risk. Ohio law requires that deposits be either insured or protected by:

Eligible securities pledged to the City and deposited with a qualified trustee by the financial institution as security for repayment whose market value at all times shall be at least 105 percent of the deposits being secured; or

Participation in the Ohio Pooled Collateral System (OPCS), a collateral pool of eligible securities deposited with a qualified trustee and pledged to the Treasurer of State to secure the repayment of all public monies deposited in the financial institution. OPCS requires the total market value of the securities pledged to be 102 percent of the deposits being secured or a rate set by the Treasurer of State.

At fiscal year-end, the carrying amount of the City's deposits was \$6,422,200 and the bank balance was \$8,284,762. Of the bank balance, \$7,757,227 was covered by federal depository insurance and \$527,535 by collateral held by third party trustees in accordance with the Ohio Revised Code, in collateral pools securing all public funds on deposit with specific depository institutions, which amount is considered uncollateralized as defined by the Government Accounting Standards Board.

Cash on hand at December 31, 2019 amounted to \$2,425.

C. INVESTMENTS

For an investment, custodial credit risk is the risk that, in the event of the failure of the counterparty, the City will not be able to recover the value of its investments or collateral securities that are in the possession of an outside party. As of December 31, 2019, the City had the following investments:

	Measurement Value	Investment Maturities		
		Within 1 year	Within 2 - 3 years	After 3 years
Star Ohio	\$8,269,741	\$8,269,741	\$0	\$0
Commercial paper	11,636,368	11,636,368	0	0
Money market	2,152,894	2,152,894	0	0
Federal securities	21,367,930	4,262,612	5,790,982	11,314,336
	<u>\$43,426,933</u>	<u>\$26,321,615</u>	<u>\$5,790,982</u>	<u>\$11,314,336</u>

CITY OF NORTH RIDGEVILLE, OHIO
 NOTES TO THE BASIC FINANCIAL STATEMENTS
 DECEMBER 31, 2019

NOTE 4 POOLED CASH AND EQUIVALENTS, DEPOSITS AND INVESTMENTS (continued)

C. INVESTMENTS (continued)

The City categorizes its fair value measurements within the fair value hierarchy established by generally accepted accounting principles. The hierarchy is based on the valuation inputs used to measure the fair value of the asset. Level 1 inputs are quoted prices in active markets for identical assets. Level 2 inputs are significant other observable inputs; Level 3 inputs are significant unobservable inputs.

Star Ohio is measured based on amortized cost, which approximates fair value. Investments in commercial paper, municipal bonds and federal securities are valued based on Level 1 inputs using quoted prices for identical investments in active markets for those securities.

D. INTEREST RATE RISK

The Ohio Revised Code generally limits security purchases to those that mature within five years of the settlement date.

E. CONCENTRATION OF CREDIT RISK

The City places no limit on the amount that may be invested in any one issuer.

F. CREDIT RISK

The City follows the Ohio Revised Code that limits its investment choices, as discussed in Note 5 A. above. The City's investments were rated by Standard & Poor's at December 31, 2019 as follow

	Credit Rating	Measurement Value	Percent of Total
Star Ohio	AAAm	\$8,269,741	19.0%
Commercial paper	A1	9,832,848	22.6%
Commercial paper	A1+	1,803,520	4.2%
Money market	AAAm	2,152,894	5.0%
Federal securities	AA+	21,367,930	49.2%
		\$43,426,933	100.0%

Ohio law requires that Star Ohio maintain the highest rating provided by at least one nationally recognized standard rating service.

CITY OF NORTH RIDGEVILLE, OHIO
 NOTES TO THE BASIC FINANCIAL STATEMENTS
 DECEMBER 31, 2019

NOTE 5 RECEIVABLES

Receivables at December 31, 2019, consisted primarily of municipal income taxes, property and other taxes, intergovernmental revenues arising from entitlements and shared revenues, special assessments, and accounts (billings for utility service). No allowances for doubtful accounts have been recorded because uncollectible amounts are expected to be insignificant.

Special assessments expected to be collected in more than one year amount to \$ 1,016,280 in the Special Assessment Bond Retirement Fund and \$ 1,357,773 in the Sewer Fund.

A. PROPERTY TAXES

Property taxes include amounts levied against all real and public utility property located in the City. Property tax revenue received during 2019 for real and public utility property taxes represents collections of the 2018 taxes.

2019 real property taxes are levied after October 1, 2019, on the assessed value as of January 1, 2019, the lien date. Assessed values are established by State law at 35 percent of appraised market value. 2019 real property taxes are collected in and intended to finance 2020 activities.

Public utility real property is assessed at 35 percent of true value; public utility tangible personal property is currently assessed at varying percentages of true value. 2018 public utility real and tangible property taxes became a lien December 31, 2018, are levied after October 1, 2019, and are collected in 2020 with real property taxes.

The full tax rate of all City levies for the collection year ended December 31, 2019 was \$ 12.28 per \$1,000 of assessed value. The various levies, year of voter approval, first and last tax year and full rate are:

Levy	Voter Approved	First Tax Year / Collection Year	Last Tax Year / Collection Year	Millage Full Rate
<u>Unvoted Levies</u>				
General Fund	---	---	---	1.70
Police Pension	---	---	---	0.30
Fire Pension	---	---	---	0.30
<u>Voted Levies</u>				
Police	May 2015	2015/2016	2019/2020	1.95
Fire	May 2015	2015/2016	2019/2020	1.90
Street (Road and Bridge)	May 2015	2015/2016	2019/2020	1.90
Ambulance and EMS	May 2014	2014/2015	2018/2019	1.75
Public Library	May 2014	2014/2015	2018/2019	1.91
Central Fire Station Bonds	Nov 2015	2015/2016	2034/2035	0.57
Totals				<u>12.28</u>

The assessed values of real and public utility property upon which 2019 property tax receipts were based are as follows:

	2019 Collection Year
Property valuation consisted of:	
Real property	\$889,167,350
Public utility property	19,173,380
Total valuation	<u>\$908,340,730</u>

CITY OF NORTH RIDGEVILLE, OHIO
NOTES TO THE BASIC FINANCIAL STATEMENTS
DECEMBER 31, 2019

NOTE 5 RECEIVABLES (continued)

A. PROPERTY TAXES (continued)

Real property taxes are payable annually or semi-annually. If paid annually, the payment is due December 31; if paid semi-annually, the first payment is due December 31 with the remainder payable by June 20. Under certain circumstances, State statute permits later payment dates to be established.

The County Treasurer collects property taxes on behalf of all taxing districts in the county, including the City. The County Auditor periodically remits to the City its portion of the taxes collected. Property taxes receivable represents real property taxes, public utility taxes and outstanding delinquencies which are measurable as of December 31, 2019 and for which there is an enforceable legal claim. In the General Fund, Street Levy, Police Levy, Police Pension, Fire Levy, Fire Pension, Paramedic Levy and Central Fire Station Funds, the entire receivable has been offset by deferred inflows of resources since the current taxes were not levied to finance 2019 operations and the collection of delinquent taxes during the available period is not subject to reasonable estimation. On a full accrual basis, delinquent property taxes have been recorded as revenue while the remainder of the receivable is deferred.

B. INCOME TAXES

The City levies an income tax of 1% on substantially all income earned within the City. In addition, residents are required to pay City income tax on income earned outside the City with a certain credit for income taxes paid to other municipalities. Employers within the City are required to withhold income tax on employee compensation and remit at least quarterly. Corporations and other individual taxpayers are required to pay their estimated taxes at least quarterly and file a final return annually. The City's municipal income tax is collected and administered by the Regional Income Tax Agency (R.I.T.A.).

C. DUE FROM OTHER GOVERNMENTS

A summary of the principal items due from other governments follows:

	Amount
Governmental Activities	
Gasoline tax	\$1,005,978
Permissive motor vehicle license fees	294,998
Local government assistance	246,309
Homestead and rollback	651,850
Federal grants	29,848
State grants	244,009
Local grants	2,249
Other	225,116
Total governmental activities	2,700,357
Business-type Activities	
Sanitary sewer charges	253,614
Other	37,061
Total business-type activities	290,675
Total	\$2,991,032

CITY OF NORTH RIDGEVILLE, OHIO
NOTES TO THE BASIC FINANCIAL STATEMENTS
DECEMBER 31, 2019

NOTE 6 CAPITAL AND INTANGIBLE ASSETS

A summary of changes in capital assets during 2019 follows:

	Balance January 1	Additions	Disposals	Balance December 31
<u>Governmental activities</u>				
Capital assets, not being depreciated				
Land	\$2,710,167	\$0	\$0	\$2,710,167
Construction in progress	39,766,405	11,041,619	8,666,795	42,141,229
Total capital assets, not being depreciated	<u>42,476,572</u>	<u>11,041,619</u>	<u>8,666,795</u>	<u>44,851,396</u>
Capital assets, being depreciated				
Buildings and improvements	5,546,319	7,922,091	0	13,468,410
Equipment and vehicles	12,898,482	784,804	0	13,683,286
Infrastructure	133,336,317	3,836,419	0	137,172,736
Total capital assets, being depreciated	<u>151,781,118</u>	<u>12,543,314</u>	<u>0</u>	<u>164,324,432</u>
Less accumulated depreciation				
Buildings and improvements	2,907,024	207,660	0	3,114,684
Equipment and vehicles	9,697,273	881,352	0	10,578,625
Infrastructure	67,417,670	3,630,367	0	71,048,037
Total accumulated depreciation	<u>80,021,967</u>	<u>4,719,379</u>	<u>0</u>	<u>84,741,346</u>
Total capital assets, being depreciated, net	<u>71,759,151</u>	<u>7,823,935</u>	<u>0</u>	<u>79,583,086</u>
Total governmental capital assets, net	<u>\$114,235,723</u>	<u>\$18,865,554</u>	<u>\$8,666,795</u>	<u>\$124,434,482</u>
<u>Business-type activities</u>				
Capital assets, not being depreciated				
Land	\$773,040	\$0	\$0	\$773,040
Construction in progress	1,086,603	2,964,679	3,340,352	710,930
Total capital assets, not being depreciated	<u>1,859,643</u>	<u>2,964,679</u>	<u>3,340,352</u>	<u>1,483,970</u>
Capital assets, being depreciated				
Buildings and improvements	1,063,556	326,589	0	1,390,145
Equipment and vehicles	23,785,119	825,292	0	24,610,411
Infrastructure	106,401,853	4,970,300	0	111,372,153
Total capital assets, being depreciated	<u>131,250,528</u>	<u>6,122,181</u>	<u>0</u>	<u>137,372,709</u>
Less accumulated depreciation				
Buildings and improvements	361,947	30,801	0	392,748
Equipment and vehicles	11,896,552	1,397,829	0	13,294,381
Infrastructure	40,094,742	2,197,466	0	42,292,208
Total accumulated depreciation	<u>52,353,241</u>	<u>3,626,096</u>	<u>0</u>	<u>55,979,337</u>
Total capital assets, being depreciated, net	<u>78,897,287</u>	<u>2,496,085</u>	<u>0</u>	<u>81,393,372</u>
Total business-type capital assets, net	<u>\$80,756,930</u>	<u>\$5,460,764</u>	<u>\$3,340,352</u>	<u>\$82,877,342</u>

CITY OF NORTH RIDGEVILLE, OHIO
NOTES TO THE BASIC FINANCIAL STATEMENTS
DECEMBER 31, 2019

NOTE 6 CAPITAL AND INTANGIBLE ASSETS (continued)

Depreciation expense was charged to governmental functions as follows:

Security of persons and property	\$533,951
Public health and welfare	24,882
Leisure time activities	88,945
Transportation	3,918,758
General government	152,843
	\$4,719,379

A summary of changes in intangible assets during 2019 follows:

<u>Business-type activities</u>	Balance January 1	Additions	Disposals	Balance December 31
Intangible assets				
Waterway rights	\$2,363,474	\$0	\$0	\$2,363,474
Less accumulated amortization	1,386,668	68,352	0	1,455,020
Total intangible assets, net	\$976,806	(\$68,352)	\$0	\$908,454

The City entered into agreements in 1993 and 2008 for the right to purchase specified amounts of drinking water. The cost of these water rights is amortized ratably on a straight line basis over 30 - 50 years.

NOTE 7 NOTES PAYABLE

Notes payable during the year consisted of the following general obligation bond anticipation notes:

	Balance January 1	Additions	Repayments	Balance December 31
Short-term notes payable				
Governmental activities				
Fire station construction				
2018, 3.0%	\$220,000	\$0	\$220,000	\$0
Fire station construction				
2019, 3.0%	0	500,000	0	500,000
	\$220,000	\$500,000	\$220,000	\$500,000
Long-term notes payable				
Governmental activities				
Capital Improvements				
2018, 3.0% street improvements	\$5,800,000	\$0	\$5,800,000	\$0
2018, 3.0% fire station construction	880,000	0	880,000	0
2019, 3.0% fire station construction	0	500,000	0	500,000
	\$6,680,000	\$500,000	\$6,680,000	\$500,000

All of the bond anticipation notes were issued to provide resources for various capital construction or improvement projects.

CITY OF NORTH RIDGEVILLE, OHIO
NOTES TO THE BASIC FINANCIAL STATEMENTS
DECEMBER 31, 2019

NOTE 8 LONG-TERM DEBT

The original issue date, date of maturity, interest rate, and original issue amount of the City's bonds, loans and notes follow:

<u>Debt Issue</u>	<u>Issue Date</u>	<u>Maturity Date</u>	<u>Interest Rate</u>	<u>Issue Amount</u>
<u>Governmental activities</u>				
General obligation bonds				
Various purpose	2014	2024	1.25 - 3.25%	450,000
Recreational trail	2014	2019	1.25 - 3.25%	100,000
Various purpose	2014	2034	1.25 - 4.00%	758,208
Various purpose	2016	2038	1.06 - 5.00%	2,565,000
Fire station construction	2016	2035	2.00 - 5.00%	6,700,000
Various purpose	2019	2035	3.00 - 4.00%	855,000
Various purpose	2019	2039	3.00 - 4.00%	5,450,000
Special assessment bonds				
Various purpose	2014	2034	1.25 - 4.00%	955,792
Bond anticipation notes				
	2019	2018	3.00%	500,000
OPWC loan				
	1999	2019	0	143,604
	2000	2020	0	160,029
	2000	2020	0	176,121
	2001	2021	0	69,587
	2002	2024	0	123,377
	2003	2023	0	112,684
	2007	2027	0	115,200
	2007	2027	0	172,943
	2008	2028	0	50,000
	2011	2031	0	83,498
	2011	2031	0	210,798
	2013	2033	0	396,211
	2014	2035	0	36,766
Loan payable - County engineer	2009	2020	0	600,000
<u>Business-type activities</u>				
General obligation bonds				
Water system	2008	2028	3.00 - 5.30%	1,225,000
Water system	2014	2034	1.25 - 4.00%	108,000
Sewerlines	2008	2028	3.00 - 5.30%	3,370,000
Sewerlines	2014	2034	1.25 - 4.00%	58,000
Refunding - sewer	2014	2021	1.25 - 3.25%	3,080,000
Various purpose	2016	2036	1.06 - 5.00%	17,005,000
Special assessment bonds				
	2016	2026	1.06 - 5.00%	1,434,000
OPWC loan				
	2000	2020	0	169,017
OWDA loan				
	2002	2022	4.14%	2,831,547
Water rights ETL-2 loan				
	2008	2030	3.79%	782,265

CITY OF NORTH RIDGEVILLE, OHIO
NOTES TO THE BASIC FINANCIAL STATEMENTS
DECEMBER 31, 2019

NOTE 8 LONG-TERM DEBT (continued)

Changes in the City's long-term obligations during 2019 were as follows:

	Balance 1/1/2019	Issued	Retired	Balance 12/31/2019	Due Within One Year
<u>Governmental Activities</u>					
<u>Various Purpose - 2014</u>					
Victory Lane (City Portion)	\$639,233	\$0	\$30,248	\$608,985	\$32,264
Shady Drive Park Land Acquisition	185,000	0	30,000	155,000	30,000
Highland Dentition Phase 1	90,000	0	15,000	75,000	15,000
Parks and Recreation Trail	20,000	0	20,000	0	0
<u>Various Purpose - 2016</u>					
Telecommunications Equipment (Cell Tower)	45,000	0	15,000	30,000	15,000
Fire Equipment (Fire Truck - Pumper)	205,000	0	25,000	180,000	25,000
Jaycox Road Improvement	290,000	0	10,000	280,000	10,000
Storm Water Management Study/Fee Project	275,000	0	10,000	265,000	10,000
Dyke Street Improvements	575,000	0	50,000	525,000	50,000
Lorain II, Various Intersections	505,000	0	95,000	410,000	100,000
Walgreens-Lear Nagle Realignment	145,000	0	60,000	85,000	55,000
Walgreens-Lear Nagle Realignment TIF	150,000	0	0	150,000	0
AT&T Building Acquisition	180,000	0	15,000	165,000	15,000
Central Fire Station	5,860,000	0	250,000	5,610,000	260,000
Behm Road Storm Water Project	80,000	0	5,000	75,000	5,000
<u>Various Purpose - 2019</u>					
Center Ridge Road Improvements	0	2,610,000	0	2,610,000	90,000
Lear Nagle Road Improvements	0	2,840,000	0	2,840,000	55,000
Central Fire Station	0	855,000	0	855,000	40,000
Bond Premiums, 2014 Issue	46,404	0	3,094	43,310	0
Bond Premiums, 2016 Issue	745,442	0	52,385	693,057	0
Bond Premiums, 2019 Issue	0	392,626	0	392,626	0
Total General Obligation Bonds	<u>10,036,079</u>	<u>6,697,626</u>	<u>685,727</u>	<u>16,047,978</u>	<u>807,264</u>
<u>Special Assessment Bonds (with Governmental Commitment)</u>					
<u>Various Purpose - 2014</u>					
Victory Lane	<u>805,814</u>	<u>0</u>	<u>38,130</u>	<u>767,684</u>	<u>40,672</u>

CITY OF NORTH RIDGEVILLE, OHIO
NOTES TO THE BASIC FINANCIAL STATEMENTS
DECEMBER 31, 2019

NOTE 8 LONG-TERM DEBT (continued)

	Balance 1/1/2019	Issued	Retired	Balance 12/31/2019	Due Within One Year
<u>Governmental Activities</u>					
<u>Other Long-term Obligations</u>					
<u>OPWC Loans</u>					
Root Road Reconstruction	\$8,807	\$0	\$8,807	\$0	\$0
Sugar Ridge Road Construction	8,002	0	8,002	0	0
Case Road Reconstruction	8,697	0	3,479	5,218	3,479
Sugar Ridge Reconstruction Phase II	22,540	0	5,634	16,906	5,634
South Barton Road Reconstruction	37,011	0	6,169	30,842	6,169
Mills Industry Parkway	73,500	0	8,647	64,853	8,647
Taylor Parkway Reconstruction	51,840	0	5,760	46,080	5,760
Lorain Road Reconstruction	23,750	0	2,500	21,250	2,500
Lorain Road Reconstruction Phase 1a	52,187	0	4,175	48,012	4,175
Lorain Road Reconstruction Phase 1b	137,018	0	10,540	126,478	10,540
Chestnut Ridge Reconstruction Phase 1a	297,158	0	19,811	277,347	19,811
Chestnut Ridge Reconstruction Phase III	28,548	0	1,784	26,764	1,784
Total OPWC Loans	<u>749,058</u>	<u>0</u>	<u>85,308</u>	<u>663,750</u>	<u>68,499</u>
<u>Net Pension Liability</u>					
OPERS	5,679,848	3,392,956	0	9,072,804	0
OP&F	16,903,646	6,178,429	0	23,082,075	0
Total Net Pension Liability	<u>22,583,494</u>	<u>9,571,385</u>	<u>0</u>	<u>32,154,879</u>	<u>0</u>
<u>Net OPEB Liability</u>					
OPERS	3,898,339	357,702	0	4,256,041	0
OP&F	15,604,798	0	13,029,680	2,575,118	0
Total Net OPEB Liability	<u>19,503,137</u>	<u>357,702</u>	<u>13,029,680</u>	<u>6,831,159</u>	<u>0</u>
Notes Payable	6,680,000	500,000	6,680,000	500,000	500,000
County Engineer Loan	120,000	0	60,000	60,000	60,000
Capital Leases Payable	520,513	164,185	163,846	520,852	136,155
Compensated Absences Payable	4,516,755	233,853	142,389	4,608,219	207,720
Total Other Long-Term Obligations	<u>54,672,957</u>	<u>10,827,125</u>	<u>20,161,223</u>	<u>45,338,859</u>	<u>972,374</u>
Total Governmental Activities	<u>\$65,514,850</u>	<u>\$17,524,751</u>	<u>\$20,885,080</u>	<u>\$62,154,521</u>	<u>\$1,820,310</u>

CITY OF NORTH RIDGEVILLE, OHIO
NOTES TO THE BASIC FINANCIAL STATEMENTS
DECEMBER 31, 2019

NOTE 8 LONG-TERM DEBT (continued)

	Balance 1/1/2019	Issued	Retired	Balance 12/31/2019	Due Within One Year
<u>Business Type Activities</u>					
<u>Various Purpose - 2014</u>					
French Creek WWTP	\$1,210,000	\$0	\$390,000	\$820,000	\$400,000
Victory Lane Water Improvements	91,052	0	4,309	86,743	4,596
Victory Lane Sewer Improvements	48,898	0	2,314	46,584	2,468
<u>Various Purpose - 2016</u>					
Center Ridge Sewer Subbasin	1,950,000	0	85,000	1,865,000	85,000
Sanitary Sewer Improvement-Westerlies	770,000	0	90,000	680,000	90,000
Wastewater Treatment Plants I & II	3,695,000	0	160,000	3,535,000	160,000
Olive/Lewis/Brach/Cross Waterline	1,260,000	0	55,000	1,205,000	55,000
Sanitary Sewer Improvements-Center Ridge	3,275,000	0	375,000	2,900,000	385,000
Dyke/Case & Other Improvements	2,080,000	0	185,000	1,895,000	185,000
Water Improvements-Dorchester	760,000	0	70,000	690,000	70,000
Bond Premiums, 2014 - Water	1,950	0	130	1,820	0
Bond Premiums, 2014 - Sewer	88,404	0	5,893	82,511	0
Bond Premiums, 2016 - Water	140,655	0	10,195	130,460	0
Bond Premiums, 2016 - Sewer	944,608	0	87,754	856,854	0
Total Bonded Debt	<u>16,315,567</u>	<u>0</u>	<u>1,520,595</u>	<u>14,794,972</u>	<u>1,437,064</u>
<u>Special Assessment Bonds (with Governmental Commitment)</u>					
Sanitary Sewer Improvements-Westerlies	1,155,000	0	135,000	1,020,000	135,000
Total Special Assessments	<u>1,155,000</u>	<u>0</u>	<u>135,000</u>	<u>1,020,000</u>	<u>135,000</u>
<u>Other Long-Term Obligations</u>					
<u>Net Pension Liability - OPERS</u>					
Water	693,969	780,194	0	1,474,163	0
Sewer	1,733,302	1,121,214	0	2,854,516	0
Total Net Pension Liability	<u>2,427,271</u>	<u>1,901,408</u>	<u>0</u>	<u>4,328,679</u>	<u>0</u>
<u>Net OPEB Liability</u>					
Water	476,303	215,225	0	691,528	0
Sewer	1,189,645	149,405	0	1,339,050	0
Total Net OPEB Liability	<u>1,665,948</u>	<u>364,630</u>	<u>0</u>	<u>2,030,578</u>	<u>0</u>
OPWC Loan	12,674	0	8,451	4,223	4,223
OWDA Loan	605,508	0	193,624	411,884	201,723
Water Rights ETL-2 Loan	532,326	0	33,659	498,667	34,958
Capital Leases	107,525	398,093	165,238	340,380	124,035
Compensated Absences	660,693	59,989	88,432	632,250	60,132
Total Other Long-Term Obligations	<u>6,011,945</u>	<u>2,724,120</u>	<u>489,404</u>	<u>8,246,661</u>	<u>425,071</u>
Total Business-Type Activities	<u>\$23,482,512</u>	<u>\$2,724,120</u>	<u>\$2,144,999</u>	<u>\$24,061,633</u>	<u>\$1,997,135</u>

CITY OF NORTH RIDGEVILLE, OHIO
NOTES TO THE BASIC FINANCIAL STATEMENTS
DECEMBER 31, 2019

NOTE 8 LONG-TERM DEBT (continued)

General obligation bonds are direct obligations of the City for which its full faith and credit are pledged for payment. The governmental general obligation bonds are paid primarily from the General Obligation Bond Retirement Fund. The water and sewer bonds are paid from respective Water and Sanitary Sewer enterprise fund revenues. The special assessment bonds are paid from proceeds of special assessments levied against benefited property owners and collected in the City's Special Assessment Debt Service Fund. In the event that a property owner would fail to pay the assessment, payment would be made by the City.

OPWC loan payments are paid from the respective Street Levy Special Revenue and Sanitary Sewer Enterprise Funds. OWDA loan payments are paid from the Water Enterprise Fund.

Notes payable balance outstanding at December 31, 2019 of \$ 500,000 under governmental activities are classified as long-term. Although the notes are due within one year or less, the aforementioned notes will be refinanced.

The loan payable to the County Engineer of \$60,000 will be repaid from the Street Levy Fund. Water rights ETL-2 loan payments are paid from the Water Fund. Compensated absences will be paid from the funds from which employees' wages are paid, primarily the General Fund, Water Fund and Sewer Fund.

The City's overall debt limitation at December 31, 2019 was \$98,697,000 against which \$13,565,000 of debt has been issued, leaving additional debt capacity within the debt limitation, in the amount of \$ 85,132,000.

Principal and interest requirements to retire long-term obligations outstanding at December 31, 2019, excluding capital lease payable and compensated absences, are as follows:

Year	Governmental Activities			
	General Obligation Bonds		Special Assessment Bonds	
	Principal	Interest	Principal	Interest
2020	\$807,264	\$529,211	\$40,672	\$27,396
2021	847,264	507,418	40,672	26,176
2022	854,281	474,686	43,214	25,159
2023	924,281	448,808	43,214	23,863
2024	801,297	412,630	45,756	22,567
2025 - 2029	4,002,618	1,580,026	249,116	89,402
2030 - 2034	4,301,980	844,870	305,040	37,623
2035 - 2039	2,380,000	186,700	0	0
	\$14,918,985	\$4,984,349	\$767,684	\$252,186

Year	Governmental Activities					Total Principal	Total Interest
	OPWC loans Principal	County Engineer Principal	Notes Payable				
			Principal	Interest			
2020	\$68,499	\$60,000	\$500,000	\$15,000	\$1,476,435	\$571,607	
2021	66,759	0	0	0	954,695	533,594	
2022	65,024	0	0	0	962,519	499,845	
2023	59,386	0	0	0	1,026,881	472,671	
2024	59,363	0	0	0	906,416	435,197	
2025 - 2029	229,198	0	0	0	4,480,932	1,669,428	
2030 - 2034	115,501	0	0	0	4,722,521	882,493	
2035 - 2039	0	0	0	0	2,380,000	186,700	
	\$663,730	\$60,000	\$500,000	\$15,000	\$16,910,399	\$5,251,535	

CITY OF NORTH RIDGEVILLE, OHIO
NOTES TO THE BASIC FINANCIAL STATEMENTS
DECEMBER 31, 2019

NOTE 8 LONG-TERM DEBT (continued)

Year	Business-Type Activities				
	General Obligation Bonds		Special Assessment Bonds		OPWC Loans
	Principal	Interest	Principal	Interest	Principal
2020	\$1,437,064	\$436,356	\$135,000	\$32,385	\$4,223
2021	1,462,064	408,694	135,000	30,360	0
2022	1,088,505	356,618	144,000	24,960	0
2023	1,106,505	340,177	141,000	22,800	0
2024	1,152,947	295,992	150,000	17,160	0
2025 - 2029	4,238,266	919,311	315,000	19,260	0
2030 - 2034	2,252,976	401,735	0	0	0
2035 - 2039	985,000	44,550	0	0	0
	<u>\$13,723,327</u>	<u>\$3,203,433</u>	<u>\$1,020,000</u>	<u>\$146,925</u>	<u>\$4,223</u>

Year	Business-Type Activities					
	OWDA Loan		Water Rights ETL-2 Loan		Total	Total
	Principal	Interest	Principal	Interest	Principal	Interest
2020	\$201,723	\$14,986	\$34,958	\$18,301	\$1,812,968	\$502,028
2021	210,161	6,548	36,306	16,953	1,843,531	462,555
2022	0	0	37,707	15,552	1,270,212	397,130
2023	0	0	39,161	14,098	1,286,666	377,075
2024	0	0	40,672	12,587	1,343,619	325,739
2025 - 2029	0	0	228,142	38,153	4,781,408	976,724
2030 - 2034	0	0	81,721	2,606	2,334,697	404,341
2035 - 2039	0	0	0	0	985,000	44,550
	<u>\$411,884</u>	<u>\$21,534</u>	<u>\$498,667</u>	<u>\$118,250</u>	<u>\$15,658,101</u>	<u>\$3,490,142</u>

NOTE 9 CAPITAL LEASE

The City is obligated under certain leases accounted for as a capital lease. The leased assets are included in capital assets and the related obligation is included under long-term debt. At December 31, 2019, assets under capital lease totaled \$765,896 in governmental activities, with related accumulated depreciation of \$233,449 and \$506,559 in business-type activities, with related accumulated depreciation of \$48,376. The leases are in effect through 2024. The following is the schedule of future minimum lease payments under the capital lease together with the net present value of the minimum lease payments as of December 31, 2019.

Year	Governmental Activities	Business-Type Activities	Total
2020	\$159,403	\$137,736	\$297,139
2021	159,403	137,736	297,139
2022	195,064	81,350	276,414
2023	53,555	7,554	61,109
2024	3,283	630	3,913
Total minimum lease payments	570,708	365,006	935,714
Less amount representing interest	(49,856)	(24,626)	(74,482)
Net present value of minimum lease payments	<u>\$520,852</u>	<u>\$340,380</u>	<u>\$861,232</u>

CITY OF NORTH RIDGEVILLE, OHIO
NOTES TO THE BASIC FINANCIAL STATEMENTS
DECEMBER 31, 2019

NOTE 10 DEFINED BENEFIT PENSION PLANS

A. NET PENSION LIABILITY

The net pension liability reported on the statement of net position represents a liability to employees for pensions. Pensions are a component of exchange transactions—between an employer and its employees—of salaries and benefits for employee services. Pensions are provided to an employee—on a deferred-payment basis—as part of the total compensation package offered by an employer for employee services each financial period. The obligation to sacrifice resources for pensions is a present obligation because it was created as a result of employment exchanges that already have occurred.

The net pension liability represents the City's proportionate share of each pension plan's collective actuarial present value of projected benefit payments attributable to past periods of service, net of each pension plan's fiduciary net position. The net pension liability calculation is dependent on critical long-term variables, including estimated average life expectancies, earnings on investments, cost of living adjustments and others. While these estimates use the best information available, unknowable future events require adjusting this estimate annually.

Ohio Revised Code limits the City's obligation for this liability to annually required payments. The City cannot control benefit terms or the manner in which pensions are financed; however, the City does receive the benefit of employees' services in exchange for compensation including pension.

GASB 68 assumes the liability is solely the obligation of the employer, because (1) they benefit from employee services; and (2) State statute requires all funding to come from these employers. All contributions to date have come solely from these employers (which also includes costs paid in the form of withholdings from employees). State statute requires the pension plans to amortize unfunded liabilities within 30 years. If the amortization period exceeds 30 years, each pension plan's board must propose corrective action to the State legislature. Any resulting legislative change to benefits or funding could significantly affect the net pension liability. Resulting adjustments to the net pension liability would be effective when the changes are legally enforceable.

The proportionate share of each plan's unfunded benefits is presented as a long-term net pension liability on the accrual basis of accounting. Any liability for the contractually-required pension contribution outstanding at the end of the year is included in due to other governments on both the accrual and modified accrual bases of accounting.

B. PLAN DESCRIPTION – OHIO PUBLIC EMPLOYEES RETIREMENT SYSTEM (OPERS)

Plan Description - City employees, other than full-time police and firefighters, participate in the Ohio Public Employees Retirement System (OPERS). OPERS administers three separate pension plans. The traditional pension plan is a cost-sharing, multiple-employer defined benefit pension plan. The member-directed plan is a defined contribution plan and the combined plan is a cost-sharing, multiple-employer defined benefit pension plan with defined contribution features. While members (e.g. City employees) may elect the member-directed plan and the combined plan, substantially all employee members are in OPERS' traditional plan; therefore, the following disclosure focuses on the traditional pension plan.

OPERS provides retirement, disability, survivor and death benefits, and annual cost of living adjustments to members of the traditional plan. Authority to establish and amend benefits is provided by Chapter 145 of the Ohio Revised Code. OPERS issues a stand-alone financial report that includes financial statements, required supplementary information and detailed information about OPERS' fiduciary net position that may be obtained by visiting <https://www.opers.org/financial/reports.shtml>, by writing to the Ohio Public Employees Retirement System, 277 East Town Street, Columbus, Ohio 43215-4642, or by calling 800-222-7377.

CITY OF NORTH RIDGEVILLE, OHIO
 NOTES TO THE BASIC FINANCIAL STATEMENTS
 DECEMBER 31, 2019

NOTE 10 DEFINED BENEFIT PENSION PLANS (continued)

B. PLAN DESCRIPTION – OHIO PUBLIC EMPLOYEES RETIREMENT SYSTEM (OPERS) (continued)

Senate Bill (SB) 343 was enacted into law with an effective date of January 7, 2013. In the legislation, members were categorized into three groups with varying provisions of the law applicable to each group. The following table provides age and service requirements for retirement and the retirement formula applied to final average salary (FAS) for the three member groups under the traditional plan as per the reduced benefits adopted by SB 343 (see OPERS CAFR referenced above for additional information):

Group A Eligible to retire prior to January 7, 2013 or five years after January 7, 2013	Group B 20 years of service credit prior to January 7, 2013 or eligible to retire ten years after January 7, 2013	Group C Members not in other Groups and members hired on or after January 7, 2013
State and Local	State and Local	State and Local
Age and service requirements: Age 60 with 60 months of service credit or Age 55 with 25 years of service credit	Age and service requirements: Age 60 with 60 months of service credit or Age 55 with 25 years of service credit	Age and service requirements: Age 57 with 25 years of service credit or Age 62 with 5 years of service credit
Formula: 2.2% of FAS multiplied by years of service for the first 30 years and 2.5% for service years in excess of 30	Formula: 2.2% of FAS multiplied by years of service for the first 30 years and 2.5% for service years in excess of 30	Formula: 2.2% of FAS multiplied by years of service for the first 35 years and 2.5% for service years in excess of 35

Final average Salary (FAS) represents the average of the three highest years of earnings over a member's career for Groups A and B. Group C is based on the average of the five highest years of earnings over a member's career.

Members who retire before meeting the age and years of service credit requirement for unreduced benefits receive a percentage reduction in the benefit amount.

When a benefit recipient has received benefits for 12 months, an annual cost of living adjustment (COLA) is provided. This COLA is calculated on the base retirement benefit at the date of retirement and is not compounded. For those retiring prior to January 7, 2013, the COLA will continue to be a 3 percent simple annual COLA. For those retiring subsequent to January 7, 2013, beginning in calendar year 2019, the COLA will be based on the average percentage increase in the Consumer Price Index, capped at 3 percent.

CITY OF NORTH RIDGEVILLE, OHIO
NOTES TO THE BASIC FINANCIAL STATEMENTS
DECEMBER 31, 2019

NOTE 10 DEFINED BENEFIT PENSION PLANS (continued)

B. PLAN DESCRIPTION – OHIO PUBLIC EMPLOYEES RETIREMENT SYSTEM (OPERS) (continued)

Funding Policy - The Ohio Revised Code (ORC) provides statutory authority for member and employer contributions as follows:

	State and Local
2019 Statutory maximum contribution rates	
Employer	14.00%
Employee	10.00%
2019 Actual contribution rates	
Employer	
Pension	14.00%
Post-employment health care benefits	0.00%
Total employer	14.00%
Employee	10.00%

Employer contribution rates are actuarially determined and are expressed as a percentage of covered payroll. The City's contractually required contribution was \$1,110,704 for 2019. Of this amount, \$115,870 reported as due to other governments.

C. PLAN DESCRIPTION – OHIO POLICE & FIRE PENSION FUND (OP&F)

Plan Description - City full-time police and firefighters participate in Ohio Police and Fire Pension Fund (OP&F), a cost-sharing, multiple-employer defined benefit pension plan administered by OP&F. OP&F provides retirement and disability pension benefits, annual cost-of-living adjustments, and death benefits to plan members and beneficiaries. Benefit provisions are established by the Ohio State Legislature and are codified in Chapter 742 of the Ohio Revised Code. OP&F issues a publicly available financial report that includes financial information and required supplementary information and detailed information about OP&F fiduciary net position. The report that may be obtained by visiting the OP&F website at www.op-f.org or by writing to the Ohio Police and Fire Pension Fund, 140 East Town Street, Columbus, Ohio 43215-5164.

Upon attaining a qualifying age with sufficient years of service, a member of OP&F may retire and receive a lifetime monthly pension. OP&F offers four types of service retirement: normal, service commuted, age/service commuted and actuarially reduced. Each type has different eligibility guidelines and is calculated using the member's average annual salary. The following discussion of the pension formula relates to normal service retirement.

For members hired after July 1, 2013, the minimum retirement age is 52 for normal service retirement with at least 25 years of service credit. For members hired on or before after July 1, 2013, the minimum retirement age is 48 for normal service retirement with at least 25 years of service credit.

The annual pension benefit for normal service retirement is equal to a percentage of the allowable average annual salary. The percentage equals 2.5 percent for each of the first 20 years of service credit, 2.0 percent for each of the next five years of service credit and 1.5 percent for each year of service credit in excess of 25 years. The maximum pension of 72 percent of the allowable average annual salary is paid after 33 years of service credit.

CITY OF NORTH RIDGEVILLE, OHIO
NOTES TO THE BASIC FINANCIAL STATEMENTS
DECEMBER 31, 2019

NOTE 10 DEFINED BENEFIT PENSION PLANS (continued)

C. PLAN DESCRIPTION – OHIO POLICE & FIRE PENSION FUND (OP&F) (continued)

Under normal service retirement, retired members who are at least 55 years old and have been receiving OP&F benefits for at least one year may be eligible for a cost-of-living allowance adjustment. The age 55 provision for receiving a COLA does not apply to those who are receiving a permanent and total disability benefit and statutory survivors.

Members retiring under normal service retirement, with less than 15 years of service credit on July 1, 2013, will receive a COLA equal to either three percent or the percent increase, if any, in the consumer price index (CPI) over the 12-month period ending on September 30 of the immediately preceding year, whichever is less. The COLA amount for members with at least 15 years of service credit as of July 1, 2013 is equal to three percent of their base pension or disability benefit.

Funding Policy - The Ohio Revised Code (ORC) provides statutory authority for member and employer contributions as follows:

	Police	Firefighters
2019 Statutory maximum contribution rates		
Employer	19.50%	24.00%
Employee	12.25%	12.25%
2019 Actual contribution rates		
Employer		
Pension	19.00%	23.50%
Post-employment health care benefits	0.50%	0.50%
Total employer	19.50%	24.00%
Employee	12.25%	12.25%

Employer contribution rates are expressed as a percentage of covered payroll. The City's contractually required contribution to OP&F was \$1,391,594 for 2019. Of this amount \$160,535 is reported as due to other governments.

CITY OF NORTH RIDGEVILLE, OHIO
NOTES TO THE BASIC FINANCIAL STATEMENTS
DECEMBER 31, 2019

NOTE 10 DEFINED BENEFIT PENSION PLANS (continued)

D. PENSION LIABILITIES, PENSION EXPENSE, AND DEFERRED OUTFLOWS OF RESOURCES AND DEFERRED INFLOWS OF RESOURCES RELATED TO PENSIONS

The net pension liability for OPERS was measured as of December 31, 2018, and the total pension liability used to calculate the net pension liability was determined by an actuarial valuation as of that date. OP&F's total pension liability was measured as of December 31, 2018, and was determined by rolling forward the total pension liability as of January 1, 2018, to December 31, 2018. The City's proportion of the net pension liability was based on the City's share of contributions to the pension plan relative to the contributions of all participating entities. Following is information related to the proportionate share and pension expense:

	<u>OPERS</u>	<u>OP&F</u>	<u>Total</u>
Proportionate share of the net pension liability	\$13,401,483	\$23,082,075	\$36,483,558
Pension expense	\$2,858,850	\$3,113,459	\$5,972,309
Proportion of the net pension liability			
Prior measurement date	0.051677%	0.275418%	
Current measurement date	0.048932%	0.282777%	
	<u>-0.002745%</u>	<u>0.007359%</u>	

At December 31, 2019, the City reported deferred outflows of resources and deferred inflows of resources related to pensions from the following sources:

	<u>OPERS</u>	<u>OP&F</u>	<u>Total</u>
Deferred outflows			
Difference between expected and actual experience	\$618	\$948,351	\$948,969
Change in assumptions	1,166,626	611,937	1,778,563
Net difference between projected and actual earnings on pension plan investments	1,818,956	2,843,692	4,662,648
Changes in proportion and the difference between city contributions and proportionate share of contributions	58,847	617,406	676,253
Employer contributions subsequent to the measurement date	<u>1,110,704</u>	<u>1,391,594</u>	<u>2,502,298</u>
Total deferred outflows of resources	<u>\$4,155,751</u>	<u>\$6,412,980</u>	<u>\$10,568,731</u>
Deferred inflows			
Difference between expected and actual experience	\$175,969	\$21,554	\$197,523
Changes in proportion and the difference between city contributions and proportionate share of contributions	<u>230,340</u>	<u>288,584</u>	<u>518,924</u>
Total deferred inflows of resources	<u>\$406,309</u>	<u>\$310,138</u>	<u>\$716,447</u>

CITY OF NORTH RIDGEVILLE, OHIO
NOTES TO THE BASIC FINANCIAL STATEMENTS
DECEMBER 31, 2019

NOTE 10 DEFINED BENEFIT PENSION PLANS (continued)

D. PENSION LIABILITIES, PENSION EXPENSE, AND DEFERRED OUTFLOWS OF RESOURCES AND DEFERRED INFLOWS OF RESOURCES RELATED TO PENSIONS (continued)

\$2,502,298 reported as deferred outflows of resources related to pension resulting from City contributions subsequent to the measurement date will be recognized as a reduction of the net pension liability in the year ending December 31, 2019. Other amounts reported as deferred outflows of resources and deferred inflows of resources related to pension will be recognized in pension expense as follows:

Year Ending December 31:	OPERS	OP&F	Total
2020	\$1,144,697	\$1,432,986	\$2,577,683
2021	479,348	811,166	1,290,514
2022	168,745	931,182	1,099,927
2023	845,948	1,432,809	2,278,757
2024	0	103,105	103,105
Thereafter	0	0	0
Total	<u>\$2,638,738</u>	<u>\$4,711,248</u>	<u>\$7,349,986</u>

E. ACTUARIAL ASSUMPTIONS – OPERS

Actuarial valuations of an ongoing plan involve estimates of the values of reported amounts and assumptions about the probability of occurrence of events far into the future. Examples include assumptions about future employment, mortality, and cost trends. Actuarially determined amounts are subject to continual review or modification as actual results are compared with past expectations and new estimates are made about the future.

Projections of benefits for financial reporting purposes are based on the substantive plan (the plan as understood by the employers and plan members) and include the types of benefits provided at the time of each valuation. The total pension liability in the December 31, 2018, actuarial valuation was determined using the following actuarial assumptions, applied to all prior periods included in the measurement in accordance with the requirements of GASB 67. Key methods and assumptions used in the latest actuarial valuation, reflecting experience study results, are presented below:

Actuarial Cost	Individual Entry Age
Investment Rate of Return	7.2 percent
Wage Inflation	3.25 percent
Projected Salary Increases	3.25 to 10.75 percent (includes wage inflation at 3.25%)
COLA or Ad Hoc COLA	Pre-1/7/2013 retirees: 3 percent, simple Post-1/7/2013 retirees: 3 percent, simple through 2018, then 2.15 percent simple

CITY OF NORTH RIDGEVILLE, OHIO
NOTES TO THE BASIC FINANCIAL STATEMENTS
DECEMBER 31, 2019

NOTE 10 DEFINED BENEFIT PENSION PLANS (continued)

E. ACTUARIAL ASSUMPTIONS – OPERS (continued)

Pre-retirement mortality rates are based on the RP-2014 Employees mortality table for males and females, adjusted for mortality improvement back to the observation period base year of 2006. The base year for males and females was then established to be 2015 and 2010, respectively. Post-retirement mortality rates are based on the RP-2014 Healthy Annuitant mortality table for males and females, adjusted for mortality improvement back to the observation period base year of 2006. The base year for males and females was then established to be 2015 and 2010, respectively. Post-retirement mortality rates for disabled retirees are based on the RP-2014 Disabled mortality table for males and females, adjusted for mortality improvement back to the observation period base year of 2006. The base year for males and females was then established to be 2015 and 2010, respectively. Mortality rates for a particular calendar year are determined by applying the MP-2015 mortality improvement scale to all of the above described tables.

The most recent experience study was completed for the five year period ended December 31, 2015.

The long-term rate of return on defined benefit investment assets was determined using a building-block method in which best-estimate ranges of expected future real rates of return are developed for each major asset class. These ranges are combined to produce the long-term expected real rate of return by weighting the expected future real rates of return by the target asset allocation percentage, adjusted for inflation.

The allocation of investment assets with the Defined Benefit portfolio is approved by the Board of Trustees as outlined in the annual investment plan. Plan assets are managed on a total return basis with a long-term objective of achieving and maintaining a fully funded status for the benefits provided through the defined benefit pension plans. The table below displays the Board-approved asset allocation policy for 2018 and the long-term expected real rates of return:

Asset Class	Target Allocation	Weighted Average Long-term Expected Real Rate of Return (Arithmetic)
Fixed income	23.00%	2.79%
Domestic equities	19.00%	6.21%
Real estate	10.00%	4.90%
Private equity	10.00%	10.81%
International equities	20.00%	7.83%
Other investments	18.00%	5.50%
Total	<u>100.00%</u>	<u>5.95%</u>

CITY OF NORTH RIDGEVILLE, OHIO
 NOTES TO THE BASIC FINANCIAL STATEMENTS
 DECEMBER 31, 2019

NOTE 10 DEFINED BENEFIT PENSION PLANS (continued)

E. ACTUARIAL ASSUMPTIONS – OPERS (continued)

Discount Rate - The discount rate used to measure the total pension liability was 7.2 percent, post-experience study results. The projection of cash flows used to determine the discount rate assumed that contributions from plan members and those of the contributing employers are made at the contractually required rates, as actuarially determined. Based on those assumptions, the pension plan's fiduciary net position was projected to be available to make all projected future benefits payments of current plan members. Therefore, the long-term expected rate of return on pension plan investments was applied to all periods of projected benefit payments to determine the total pension liability.

Sensitivity of the City's Proportionate Share of the Net Pension Liability to Changes in the Discount Rate - The following table presents the City's proportionate share of the net pension liability calculated using the current period discount rate assumption of 7.2 percent, as well as what the City's proportionate share of the net pension liability would be if it were calculated using a discount rate that is one-percentage-point lower (6.2 percent) or one-percentage-point higher (8.2 percent) than the current rate:

	1% Decrease (6.20%)	Current Discount Rate (7.20%)	1% Increase (8.20%)
City's proportionate share of the net pension liability	\$19,797,887	\$13,401,483	\$8,086,013

F- ACTUARIAL ASSUMPTIONS – OP&F

The total pension liability is determined by OP&F's actuaries in accordance with GASB Statement No. 67, as part of their annual valuation. Actuarial valuations of an ongoing retirement plan involve estimates of the value of reported amounts and assumptions about probability of occurrence of events far into the future. Examples include assumptions about future employment mortality, salary increases, disabilities, retirements and employment terminations. Actuarially determined amounts are subject to continual review and potential modifications, as actual results are compared with past expectations and new estimates are made about the future. Based on the experience study completed as of December 31, 2016, changes in demographic and economic actuarial assumptions were made. Assumptions considered were: withdrawal rates, disability retirement, service retirement, DROP elections, mortality, percent married and forms of payment, DROP interest rate, CPI-based COLA, investment returns, salary increases and payroll growth. The changes in assumptions are being amortized over the estimated remaining useful life of the participants which was 5.16 years at December 31, 2018. Key methods and assumptions used in calculating the total pension liability in the latest actuarial valuation, prepared as of January 1, 2018, are presented below:

Valuation Date	January 1, 2018, with actuarial liabilities rolled forward to December 31, 2018
Actuarial Cost Method	Entry Age Normal (Level Percent of Payroll)
Actuarial Assumption	
Experience Study Date	5 year period ended December 31, 2016
Investment Rate of Return	8.00 percent
Cost of Living Adjustments	3.00 percent simple; 2.2 simple for increases based on the lesser of the increase in CPI and 3%
Salary Increases	3.75 percent to 10.50 percent
Payroll Growth	Inflation rate of 2.75 percent plus productivity increase rate of .5 percent

CITY OF NORTH RIDGEVILLE, OHIO
NOTES TO THE BASIC FINANCIAL STATEMENTS
DECEMBER 31, 2019

NOTE 10 DEFINED BENEFIT PENSION PLANS (continued)

F- ACTUARIAL ASSUMPTIONS – OP&F (continued)

Mortality for non-disabled participants is based on the RP-2014 Total Employee and Healthy Annuitant Mortality Tables rolled back to 2006. adjusted according to the rates in the following table. and projected with the Buck Modified 2016 Improvement Scale. Rates for surviving beneficiaries are adjusted by 120%.

Age	Police	Fire
67 or less	77%	68%
68-77	105%	87%
78 and up	115%	120%

Mortality for disabled retirees is based on the RP-2014 Disabled Mortality Tables rolled back to 2006. adjusted according to the rates in the following table. and projected with the Buck Modified 2016 Improvement Scale.

Age	Police	Fire
59 or less	35%	35%
60-69	60%	45%
70-79	75%	70%
80 and up	100%	90%

The most recent experience study was completed for the five-year period ended December 31, 2016.

The long-term expected rate of return on pension plan investments was determined using a building-block approach and assumes a time horizon. as defined in OP&F's Statement of Investment Policy. A forecasted rate of inflation serves as a baseline for the return expected. Various real return premiums over the baseline inflation rate have been established for each asset class. The long-term expected nominal rate of return has been determined by calculating a weighted average of the expected real return premiums for each asset class, adding the projected inflation rate and adding the expected return from rebalancing uncorrelated asset classes. Best estimates of the long-term expected real rates of return for each major asset class included in OP&F's target asset allocation as of December 31, 2018 are summarized below:

Asset Class	Target Allocation	Long-term Expected Real Rate of Return
Cash and cash equivalents	0.00%	0.80%
Domestic equity	16.00%	5.50%
Non-US equity	16.00%	5.90%
Private markets	8.00%	8.40%
Core fixed income *	23.00%	2.60%
High yield fixed income	7.00%	4.80%
Private credit	5.00%	7.50%
U.S. inflation linked bonds *	17.00%	2.30%
Master limited partnerships	8.00%	6.40%
Real assets	8.00%	7.00%
Private real estate	12.00%	6.10%
Total	120.00%	

Note: assumptions are geometric * levered 2x

CITY OF NORTH RIDGEVILLE, OHIO
NOTES TO THE BASIC FINANCIAL STATEMENTS
DECEMBER 31, 2019

NOTE 10 DEFINED BENEFIT PENSION PLANS (continued)

F- ACTUARIAL ASSUMPTIONS – OP&F (continued)

OP&F’s Board of Trustees has incorporated the “risk parity” concept into OP&F’s asset liability valuation with the goal of reducing equity risk exposure, which reduces overall Total Portfolio risk without sacrificing return, and creating a more risk-balanced portfolio based on their relationship between asset classes and economic environments. From the notional portfolio perspective above, the Total Portfolio may be levered up to 1.2 times due to the application of leverage in certain fixed income asset classes.

Discount Rate - The total pension liability was calculated using the discount rate of 8.00 percent. The projection of cash flows used to determine the discount rate assumed the contributions from employers and from the members would be computed based on contribution requirements as stipulated by State statute. Projected inflows from investment earning were calculated using the longer-term assumed investment rate of return 8.00 percent. Based on those assumptions, the plan’s fiduciary net position was projected to be available to make all future benefit payments of current plan members. Therefore, a long-term expected rate of return on pension plan investments was applied to all periods of projected benefits to determine the total pension liability.

Sensitivity of the City's Proportionate Share of the Net Pension Liability to Changes in the Discount Rate - Net pension liability is sensitive to changes in the discount rate, and to illustrate the potential impact the following table presents the net pension liability calculated using the discount rate of 8.00 percent, as well as what the net pension liability would be if it were calculated using a discount rate that is one percentage point lower (7.00 percent), or one percentage point higher (9.00 percent) than the current rate.

	1% Decrease (7.00%)	Current Discount Rate (8.00%)	1% Increase (9.00%)
City's proportionate share of the net pension liability	\$30,339,797	\$23,082,075	\$17,017,200

NOTE 11 DEFINED BENEFIT OPEB PLANS

A. NET OPEB LIABILITY

The net OPEB liability reported on the statement of net position represents a liability to employees for OPEB. OPEB is a component of exchange transactions—between an employer and its employees—of salaries and benefits for employee services. OPEB are provided to an employee—on a deferred-payment basis—as part of the total compensation package offered by an employer for employee services each financial period. The obligation to sacrifice resources for OPEB is a present obligation because it was created as a result of employment exchanges that already have occurred.

The net OPEB liability represents the City’s proportionate share of each OPEB plan’s collective actuarial present value of projected benefit payments attributable to past periods of service, net of each OPEB plan’s fiduciary net position. The net OPEB liability calculation is dependent on critical long-term variables, including estimated average life expectancies, earnings on investments, cost of living adjustments and others. While these estimates use the best information available, unknowable future events require adjusting these estimates annually.

CITY OF NORTH RIDGEVILLE, OHIO
NOTES TO THE BASIC FINANCIAL STATEMENTS
DECEMBER 31, 2019

NOTE 11 DEFINED BENEFIT OPEB PLANS (continued)

A. NET OPEB LIABILITY (continued)

Ohio Revised Code limits the City's obligation for this liability to annually required payments. The City cannot control benefit terms or the manner in which OPEB are financed; however, the City does receive the benefit of employees' services in exchange for compensation including OPEB.

GASB 75 assumes the liability is solely the obligation of the employer, because they benefit from employee services. OPEB contributions come from these employers and health care plan enrollees which pay a portion of the health care costs in the form of a monthly premium. The Ohio revised Code permits, but does not require the retirement systems to provide healthcare to eligible benefit recipients. Any change to benefits or funding could significantly affect the net OPEB liability. Resulting adjustments to the net OPEB liability would be effective when the changes are legally enforceable. The retirement systems may allocate a portion of the employer contributions to provide for these OPEB benefits.

The proportionate share of each plan's unfunded benefits is presented as a long-term *net OPEB liability* on the accrual basis of accounting. Any liability for the contractually-required OPEB contribution outstanding at the end of the year is included in *intergovernmental payable* on both the accrual and modified accrual bases of accounting.

B. PLAN DESCRIPTION – OHIO PUBLIC EMPLOYEES RETIREMENT SYSTEM (OPERS)

Plan Description - The Ohio Public Employees Retirement System (OPERS) administers three separate pension plans: the traditional pension plan, a cost-sharing, multiple-employer defined benefit pension plan; the member-directed plan, a defined contribution plan; and the combined plan, a cost-sharing, multiple-employer defined benefit pension plan that has elements of both a defined benefit and defined contribution plan.

OPERS maintains a cost-sharing, multiple-employer defined benefit post-employment health care trust, which funds multiple health care plans including medical coverage, prescription drug coverage and deposits to a Health Reimbursement Arrangement to qualifying benefit recipients of both the traditional pension and the combined plans. This trust is also used to fund health care for member-directed plan participants, in the form of a Retiree Medical Account (RMA). At retirement or refund, member directed plan participants may be eligible for reimbursement of qualified medical expenses from their vested RMA balance.

In order to qualify for postemployment health care coverage, age and service retirees under the traditional pension and combined plans must have twenty or more years of qualifying Ohio service credit. Health care coverage for disability benefit recipients and qualified survivor benefit recipients is available. The health care coverage provided by OPERS meets the definition of an Other Post Employment Benefit (OPEB) as described in GASB Statement 75. See OPERS' CAFR referenced below for additional information.

The Ohio Revised Code permits, but does not require OPERS to provide health care to its eligible benefit recipients. Authority to establish and amend health care coverage is provided to the Board in Chapter 145 of the Ohio Revised Code.

Disclosures for the health care plan are presented separately in the OPERS financial report. Interested parties may obtain a copy by visiting <https://www.opers.org/financial/reports.shtml>, by writing to OPERS, 277 East Town Street, Columbus, Ohio 43215-4642, or by calling (614) 222-5601 or 800-222-7377.

CITY OF NORTH RIDGEVILLE, OHIO
NOTES TO THE BASIC FINANCIAL STATEMENTS
DECEMBER 31, 2019

NOTE 11 DEFINED BENEFIT OPEB PLANS (continued)

B. PLAN DESCRIPTION – OHIO PUBLIC EMPLOYEES RETIREMENT SYSTEM (OPERS) (continued)

Funding Policy - The Ohio Revised Code provides the statutory authority requiring public employers to fund postemployment health care through their contributions to OPERS. When funding is approved by OPERS Board of Trustees, a portion of each employer's contribution to OPERS is set aside to fund OPERS health care plans.

Employer contribution rates are expressed as a percentage of the earnable salary of active members. In 2019, state and local employers contributed at a rate of 14.0 percent of earnable salary and public safety and law enforcement employers contributed at 18.1 percent. These are the maximum employer contribution rates permitted by the Ohio Revised Code. Active member contributions do not fund health care.

Each year, the OPERS Board determines the portion of the employer contribution rate that will be set aside to fund health care plans. The portion of employer contributions allocated to health care for members in the Traditional Pension Plan and Combined Plan was 0.0 percent during calendar year 2018. The OPERS Board is also authorized to establish rules for the retiree or their surviving beneficiaries to pay a portion of the health care provided. Payment amounts vary depending on the number of covered dependents and the coverage selected. The employer contribution as a percentage of covered payroll deposited into the RMA for participants in the Member-Directed Plan for 2018 was 4.0 percent.

Employer contribution rates are actuarially determined and are expressed as a percentage of covered payroll. The City's contractually required contribution was \$0 for 2019.

C. PLAN DESCRIPTION – OHIO POLICE & FIRE PENSION FUND (OP&F)

Plan Description – The City contributes to the Ohio Police and Fire Pension Fund (OP&F) sponsored healthcare program, a cost-sharing, multiple-employer defined post-employment healthcare plan administered by a third-party provider. This program is not guaranteed and is subject to change at any time upon action of the Board of Trustees. OP&F provides health care benefits including coverage for medical, prescription drug, dental, vision, and Medicare Part B Premium to retirees, qualifying benefit recipients and their eligible dependents.

OP&F provides access to postretirement health care coverage for any person who receives or is eligible to receive a monthly service, disability, or statutory survivor benefit, or is a spouse or eligible dependent child of such person. The health care coverage provided by OP&F meets the definition of an Other Post Employment Benefit (OPEB) as described in Government Accounting Standards Board (GASB) Statement No. 75.

The Ohio Revised Code allows, but does not mandate, OP&F to provide OPEB benefits. Authority for the OP&F Board of Trustees to provide health care coverage to eligible participants and to establish and amend benefits is codified in Chapter 742 of the Ohio Revised Code.

OP&F issues a publicly available financial report that includes financial information and required supplementary information for the plan. The report may be obtained by visiting the OP&F website at www.op-f.org or by writing to the Ohio Police and Fire Pension Fund, 140 East Town Street, Columbus, Ohio 43215-5164.

CITY OF NORTH RIDGEVILLE, OHIO
NOTES TO THE BASIC FINANCIAL STATEMENTS
DECEMBER 31, 2019

NOTE 11 DEFINED BENEFIT OPEB PLANS (continued)

C. PLAN DESCRIPTION – OHIO POLICE & FIRE PENSION FUND (OP&F) (continued)

Funding Policy – The Ohio Revised Code provides for contribution requirements of the participating employers and of plan members to the OP&F defined benefit pension plan. Participating employers are required to contribute to the pension plan at rates expressed as percentages of the payroll of active pension plan members, currently 19.5 percent and 24 percent of covered payroll for police and fire employer units, respectively. The Ohio Revised Code states that the employer contribution may not exceed 19.5 percent of covered payroll for police employer units and 24 percent of covered payroll for fire employer units. Active members do not make contributions to the OPEB Plan.

OP&F maintains funds for health care in two separate accounts. There is one account for health care benefits and one account for Medicare Part B reimbursements. A separate health care trust accrual account is maintained for health care benefits under IRS Code Section 115 trust. An Internal Revenue Code 401(h) account is maintained for Medicare Part B reimbursements.

The Board of Trustees is authorized to allocate a portion of the total employer contributions made into the pension plan to the Section 115 trust and the Section 401(h) account as the employer contribution for retiree health care benefits. For 2019, the portion of employer contributions allocated to health care was 0.5 percent of covered payroll. The amount of employer contributions allocated to the health care plan each year is subject to the Trustees' primary responsibility to ensure that pension benefits are adequately funded and is limited by the provisions of Sections 115 and 401(h).

The OP&F Board of Trustees is also authorized to establish requirements for contributions to the health care plan by retirees and their eligible dependents or their surviving beneficiaries. Payment amounts vary depending on the number of covered dependents and the coverage selected. The City's contractually required contribution to OP&F was \$32,871 for 2019. Of this amount, \$3,791 is reported as due to other governments.

D. OPEB LIABILITIES, OPEB EXPENSE, AND DEFERRED OUTFLOWS OF RESOURCES AND DEFERRED INFLOWS OF RESOURCES RELATED TO OPEB

The net OPEB liability and total OPEB liability for OPERS were determined by an actuarial valuation as of January 1, 2018, rolled forward to the measurement date of December 31, 2018, by incorporating the expected value of health care cost accruals, the actual health care payment, and interest accruals during the year. OP&F's total OPEB liability was measured as of December 31, 2018, and was determined by rolling forward the total OPEB liability as of January 1, 2018, to December 31, 2018. The City's proportion of the net OPEB liability was based on the City's share of contributions to the retirement plan relative to the contributions of all participating entities. Following is information related to the proportionate share and OPEB expense:

	OPERS	OP&F	Total
Proportionate share of the net OPEB liability	\$6,286,619	\$2,575,118	\$8,861,737
OPEB expense	\$466,297	(\$12,572,740)	(\$12,106,443)
Proportion of the net OPEB liability			
Prior measurement date	0.051240%	0.275418%	
Current measurement date	0.048219%	0.282777%	
	-0.003021%	0.007359%	

CITY OF NORTH RIDGEVILLE, OHIO
NOTES TO THE BASIC FINANCIAL STATEMENTS
DECEMBER 31, 2019

NOTE 11 DEFINED BENEFIT OPEB PLANS (continued)

D. OPEB LIABILITIES, OPEB EXPENSE, AND DEFERRED OUTFLOWS OF RESOURCES AND DEFERRED INFLOWS OF RESOURCES RELATED TO OPEB (continued)

At December 31, 2019, the City reported deferred outflows of resources and deferred inflows of resources related to OPEB from the following sources:

	<u>OPERS</u>	<u>OP&F</u>	<u>Total</u>
Deferred outflows			
Difference between expected and actual experience	\$2,129	\$0	\$2,129
Change in assumptions	202,688	1,334,817	1,537,505
Net difference between projected and actual earnings on OPEB plan investments	288,204	87,170	375,374
Changes in proportion and the difference between city contributions and proportionate share of contributions	0	554,880	554,880
Employer contributions subsequent to the measurement date	<u>0</u>	<u>32,871</u>	<u>32,871</u>
Total deferred outflows of resources	<u>\$493,021</u>	<u>\$2,009,738</u>	<u>\$2,502,759</u>
Deferred inflows			
Difference between expected and actual experience	\$17,057	\$80,807	\$97,864
Change in assumptions	0	712,915	712,915
Changes in proportion and the difference between city contributions and proportionate share of contributions	<u>230,440</u>	<u>0</u>	<u>230,440</u>
Total deferred inflows of resources	<u>\$247,497</u>	<u>\$793,722</u>	<u>\$1,041,219</u>

\$32,871 reported as deferred outflows of resources related to OPEB resulting from City contributions subsequent to the measurement date will be recognized as a reduction of the net OPEB liability in 2020. Other amounts reported as deferred outflows of resources and deferred inflows of resources related to OPEB will be recognized in OPEB expense as follows:

	<u>OPERS</u>	<u>OPF</u>	<u>Total</u>
2020	\$110,626	\$207,291	\$317,917
2021	(54,345)	207,291	152,946
2022	44,055	207,291	251,346
2023	145,188	233,656	378,844
2024	0	192,091	192,091
Thereafter	<u>0</u>	<u>135,525</u>	<u>135,525</u>
	<u>\$245,524</u>	<u>\$1,183,145</u>	<u>\$1,428,669</u>

CITY OF NORTH RIDGEVILLE, OHIO
 NOTES TO THE BASIC FINANCIAL STATEMENTS
 DECEMBER 31, 2019

NOTE 11 DEFINED BENEFIT OPEB PLANS (continued)

E. ACTUARIAL ASSUMPTIONS - OPERS

Actuarial valuations of an ongoing plan involve estimates of the values of reported amounts and assumptions about the probability of occurrence of events far into the future. Examples include assumptions about future employment, mortality, and cost trends. Actuarially determined amounts are subject to continual review or modification as actual results are compared with past expectations and new estimates are made about the future.

Projections of benefits for financial reporting purposes are based on the substantive plan and include the types of coverage provided at the time of each valuation and the historical pattern of sharing of costs between OPERS and plan members. The total OPEB liability was determined by an actuarial valuation as of December 31, 2017, rolled forward to the measurement date of December 31, 2018. The actuarial valuation used the following actuarial assumptions applied to all prior periods included in the measurement in accordance with the requirements of GASB 74:

Actuarial Cost Method	Individual Entry Age
Single Discount Rate:	
Current measurement date	3.96 percent
Investment Rate of Return	6.00 percent
Municipal Bond Rate	3.71 percent
Wage Inflation	3.25 percent
Projected Salary Increases	3.25 to 10.75 percent (includes wage inflation at 3.25%)
Health Care Cost Trend Rate	10.00 percent, initial, 3.25 percent, ultimate in 2029

Pre-retirement mortality rates are based on the RP-2014 Employees mortality table for males and females, adjusted for mortality improvement back to the observation period base year of 2006. The base year for males and females was then established to be 2015 and 2010, respectively. Post-retirement mortality rates are based on the RP-2014 Healthy Annuitant mortality table for males and females, adjusted for mortality improvement back to the observation period base year of 2006. The base year for males and females was then established to be 2015 and 2010, respectively. Post-retirement mortality rates for disabled retirees are based on the RP-2014. Disabled mortality table for males and females, adjusted for mortality improvement back to the observation period base year of 2006. The base year for males and females was then established to be 2015 and 2010, respectively. Mortality rates for a particular calendar year are determined by applying the MP-2015 mortality improvement scale to all of the above described tables.

The most recent experience study was completed for the five year period ended December 31, 2015.

The long-term expected rate of return on health care investment assets was determined using a building-block method in which best-estimate ranges of expected future real rates of return are developed for each major asset class. These ranges are combined to produce the long-term expected real rate of return by weighting the expected future real rates of return by the target asset allocation percentage, adjusted for inflation.

CITY OF NORTH RIDGEVILLE, OHIO
NOTES TO THE BASIC FINANCIAL STATEMENTS
DECEMBER 31, 2019

NOTE 11 DEFINED BENEFIT OPEB PLANS (continued)

E. ACTUARIAL ASSUMPTIONS – OPERS (continued)

During 2018, OPERS managed investments in three investment portfolios: the Defined Benefit portfolio, the Health Care portfolio and the Defined Contribution portfolio. The Health Care portfolio includes the assets for health care expenses for the Traditional Pension Plan, Combined Plan and Member-Directed Plan eligible members. Within the Health Care portfolio, contributions into the plans are assumed to be received continuously throughout the year based on the actual payroll payable at the time contributions are made, and health care-related payments are assumed to occur mid-year. Accordingly, the money-weighted rate of return is considered to be the same for all plans within the portfolio. The annual money-weighted rate of return expressing investment performance, net of investment expenses and adjusted for the changing amounts actually invested, for the Health Care portfolio is 5.60 percent for 2018.

The allocation of investment assets with the Health Care portfolio is approved by the Board of Trustees as outlined in the annual investment plan. Assets are managed on a total return basis with a long-term objective of continuing to offer a sustainable health care program for current and future retirees. OPERS' primary goal is to achieve and maintain a fully funded status for the benefits provided through the defined pension plans. Health care is a discretionary benefit. The table below displays the Board-approved asset allocation policy for 2018 and the long-term expected real rates of return:

Asset Class	Target Allocation	Weighted Average Long-term Expected Real Rate of Return (Arithmetic)
Fixed income	34.00%	2.42%
Domestic equities	21.00%	6.21%
Real estate		
investment trust	6.00%	5.98%
International equities	22.00%	7.83%
Other investments	17.00%	5.50%
Total	100.00%	5.16%

Discount Rate - A single discount rate of 3.96 percent was used to measure the OPEB liability on the measurement date of December 31, 2018. Projected benefit payments are required to be discounted to their actuarial present value using a single discount rate that reflects (1) a long-term expected rate of return on OPEB plan investments (to the extent that the health care fiduciary net position is projected to be sufficient to pay benefits), and (2) tax-exempt municipal bond rate based on an index of 20-year general obligation bonds with an average AA credit rating as of the measurement date (to the extent that the contributions for use with the long-term expected rate are not met). This single discount rate was based on an expected rate of return on the health care investment portfolio of 6.00 percent and a municipal bond rate of 3.71 percent. The projection of cash flows used to determine this single discount rate assumed that employer contributions will be made at rates equal to the actuarially determined contribution rate. Based on these assumptions, the health care fiduciary net position and future contributions were sufficient to finance health care costs through 2031. As a result, the long-term expected rate of return on health care investments was applied to projected costs through the year 2031, and the municipal bond rate was applied to all health care costs after that date.

CITY OF NORTH RIDGEVILLE, OHIO
NOTES TO THE BASIC FINANCIAL STATEMENTS
DECEMBER 31, 2019

NOTE 11 DEFINED BENEFIT OPEB PLANS (continued)

E. ACTUARIAL ASSUMPTIONS – OPERS (continued)

Sensitivity of the City's Proportionate Share of the Net OPEB Liability to Changes in the Discount Rate - The following table presents the City's proportionate share of the net OPEB liability calculated using the single discount rate of 3.96 percent, as well as what the City's proportionate share of the net OPEB liability would be if it were calculated using a discount rate that is one-percentage-point lower (2.96 percent) or one-percentage-point higher (4.96 percent) than the current rate:

	1% Decrease (2.96%)	Current Discount Rate (3.96%)	1% Increase (4.96%)
City's proportionate share of the net OPEB liability	\$8,042,929	\$6,286,619	\$4,889,889

Sensitivity of the City's Proportionate Share of the Net OPEB Liability to Changes in the Health Care Cost Trend Rate - Changes in the health care cost trend rate may also have a significant impact on the net OPEB liability. The following table presents the net OPEB liability calculated using the assumed trend rates, and the expected net OPEB liability if it were calculated using a health care cost trend rate that is 1.0 percent lower or 1.0 percent higher than the current rate.

Retiree health care valuations use a health care cost-trend assumption that changes over several years built into the assumption. The near-term rates reflect increases in the current cost of health care; the trend starting in 2019 is 10.00 percent. If this trend continues for future years, the projection indicates that years from now virtually all expenditures will be for health care. A more reasonable alternative is that in the not-too-distant future, the health plan cost trend will decrease to a level at, or near, wage inflation. On this basis, the actuaries project premium rate increases will continue to exceed wage inflation for approximately the next decade, but by less each year, until leveling off at an ultimate rate, assumed to be 3.25 percent in the most recent valuation.

	1% Decrease	Current Health Care Cost Trend Rate Assumption	1% Increase
City's proportionate share of the net OPEB liability	\$6,042,805	\$6,286,619	\$6,567,428

Changes between Measurement Date and Report Date - In October 2018, the OPERS Board voted to lower the investment return assumption for its health care investment portfolio from 6.5% to 6.0%.

F. ACTUARIAL ASSUMPTIONS – OP&F

OP&F's total OPEB liability as of December 31, 2018, is based on the results of an actuarial valuation date of January 1, 2018, and rolled-forward using generally accepted actuarial procedures. The total OPEB liability is determined by OP&F's actuaries in accordance with GASB Statement No. 74, as part of their annual valuation. Actuarial valuations of an ongoing plan involve estimates of reported amounts and assumptions about probability of occurrence of events far into the future. Examples include assumptions about future employment mortality, salary increases, disabilities, retirements and employment terminations. Actuarially determined amounts are subject to continual review and potential modifications, as actual results are compared with past expectations and new estimates are made about the future.

CITY OF NORTH RIDGEVILLE, OHIO
 NOTES TO THE BASIC FINANCIAL STATEMENTS
 DECEMBER 31, 2019

NOTE 11 DEFINED BENEFIT OPEB PLANS (continued)

F. ACTUARIAL ASSUMPTIONS – OP&F (continued)

Projections of benefits for financial reporting purposes are based on the substantive plan (the plan as understood by the employers and plan members) and include the types of benefits provided at the time of each valuation and the historical pattern of sharing benefit costs between the employers and plan members to that point. The projection of benefits for financial reporting purposes does not explicitly incorporate the potential effects of legal or contractual funding limitations.

Actuarial calculations reflect a long-term perspective. For a newly hired employee, actuarial calculations will take into account the employee's entire career with the employer and also take into consideration the benefits, if any, paid to the employee after termination of employment until the death of the employee and any applicable contingent annuitant. In many cases, actuarial calculations reflect several decades of service with the employer and the payment of benefits after termination.

Key methods and assumptions used in the latest actuarial valuation, reflecting experience study results, are presented below.

Valuation Date	January 1, 2018, with actuarial liabilities forward to December 31, 2018
Actuarial Cost Method	Entry Age Normal (Level Percent of Payroll)
Actuarial Assumption	
Experience Study Date	5 year period ended December 31, 2016
Investment Rate of Return	OP& F OPEB long term rate is 8.00 percent
Cost of Living Adjustments	3.00 percent simple; 2.2 percent simple for increases based on the lesser of the increase in CPI and 3 percent
Salary Increases	3.75 percent to 10.50 percent
Payroll Growth	Inflation rate of 2.75 percent plus productivity increase rate of .5 percent

Mortality for non-disabled participants is based on the RP-2014 Total Employee and Healthy Annuitant Mortality Tables rolled back to 2006, adjusted according to the rates in the following table, and projected with the Buck Modified 2016 Improvement Scale. Rates for surviving beneficiaries are adjusted by 120 percent.

Age	Police	Fire
67 or less	77%	68%
68-77	105%	87%
78 and up	115%	120%

Mortality for disabled retirees is based on the RP-2014 Disabled Mortality Tables rolled back to 2006, adjusted according to the rates in the following table, and projected with the Buck Modified 2016 Improvement Scale.

Age	Police	Fire
59 or less	35%	35%
60-69	60%	45%
70-79	75%	70%
80 and up	100%	90%

The most recent experience study was completed for the five-year period ended December 31, 2016, the prior experience study was completed December 31, 2011.

CITY OF NORTH RIDGEVILLE, OHIO
NOTES TO THE BASIC FINANCIAL STATEMENTS
DECEMBER 31, 2019

NOTE 11 DEFINED BENEFIT OPEB PLANS (continued)

F. ACTUARIAL ASSUMPTIONS – OP&F (continued)

The long-term expected rate of return on OPEB plan investments was determined using a building-block approach and assumes a time horizon, as defined in the Statement of Investment Policy. A forecasted rate of inflation serves as the baseline for the return expected. Various real return premiums over the baseline inflation rate have been established for each asset class. The long-term expected nominal rate of return has been determined by calculating a weighted averaged of the expected real return premiums for each asset class, adding the projected inflation rate and adding the expected return from rebalancing uncorrelated asset classes. Best estimates of the long-term expected geometric real rates of return for each major asset class included in OP&F's target asset allocation as of December 31, 2018, are summarized below:

<u>Asset Class</u>	<u>Target Allocation</u>	<u>Long-term Expected Real Rate of Return</u>
Cash and cash equivalents	0.00%	0.80%
Domestic equity	16.00%	5.50%
Non-US equity	16.00%	5.90%
Private markets	8.00%	8.40%
Core fixed income *	23.00%	2.60%
High yield fixed income	7.00%	4.80%
Private credit	5.00%	7.50%
U.S. inflation linked bonds *	17.00%	2.30%
Master limited partnerships	8.00%	6.40%
Real assets	8.00%	7.00%
Private real estate	12.00%	6.10%
Total	<u>120.00%</u>	

Note: assumptions are geometric * levered 2x

OP&F's Board of Trustees has incorporated the risk parity concept into OP&F's asset liability valuation with the goal of reducing equity risk exposure, which reduces overall Total Portfolio risk without sacrificing return, and creating a more risk-balanced portfolio based on the relationship between asset classes and economic environments. From the notional portfolio perspective above, the Total Portfolio may be levered up to 1.2 times due to the application of leverage in certain fixed income asset classes.

Discount Rate - The total OPEB liability was calculated using the discount rate of 4.66 percent. The projection of cash flows used to determine the discount rate assumed the contribution from employers and from members would be computed based on contribution requirements as stipulated by state statute. Projected inflows from investment earnings were calculated using the longer-term assumed investment rate of return 8 percent. Based on those assumptions, OP&F's fiduciary net position was projected to not be able to make all future benefit payments of current plan members. Therefore, a municipal bond rate of 4.13 percent at December 31, 2018 and 3.16 percent at December 31, 2017, was blended with the long-term rate of 8 percent, which resulted in a blended discount rate of 4.66 percent.

CITY OF NORTH RIDGEVILLE, OHIO
 NOTES TO THE BASIC FINANCIAL STATEMENTS
 DECEMBER 31, 2019

NOTE 11 DEFINED BENEFIT OPEB PLANS (continued)

F. ACTUARIAL ASSUMPTIONS – OP&F (continued)

Sensitivity of the City's Proportionate Share of the Net OPEB Liability to Changes in the Discount Rate - Net OPEB liability is sensitive to changes in the discount rate, and to illustrate the potential impact the following table presents the net OPEB liability calculated using the discount rate of 4.66 percent, as well as what the net OPEB liability would be if it were calculated using a discount rate that is one percentage point lower (3.66 percent), or one percentage point higher (5.66 percent) than the current rate.

	1% Decrease (3.66%)	Current Discount Rate (4.66%)	1% Increase (5.66%)
City's proportionate share of the net OPEB liability	\$3,137,197	\$2,575,118	\$2,103,302

Sensitivity of the City's Proportionate Share of the Net OPEB Liability to Changes in the Health Care Cost Trend Rate - Net OPEB liability is sensitive to changes in the health care cost trend rate because it is based on a medical benefit that is a flat dollar amount.

G. CHANGES BETWEEN MEASUREMENT DATE AND REPORT DATE

Beginning January 1, 2019 OP&F changed its retiree health care model and the current self-insured health care plan is no longer offered. In its place will be a stipend-based health care model. OP&F has contracted with a vendor who will assist eligible retirees in choosing health care plans from their marketplace (both Medicare-eligible and pre-Medicare populations). A stipend funded by OP&F will be placed in individual Health Reimbursement Accounts that retirees will use to be reimbursed for health care expenses. As a result of changing from the current health care model to the stipend based health care model, management expects that it will be able to provide stipends to eligible participants for the next 15 years.

CITY OF NORTH RIDGEVILLE, OHIO
NOTES TO THE BASIC FINANCIAL STATEMENTS
DECEMBER 31, 2019

NOTE 12 RISK MANAGEMENT

The City is exposed to various risks of loss related to torts, theft of, damage to, and destruction of assets, errors and omissions, injuries to employees and natural disasters. There have not been any significant reductions in coverage from coverage in the prior year and the amounts of settlements have not exceeded coverage for any of the prior three years.

The City maintains liability and property and casualty insurance coverages through HCC Public Risk with the U.S. Specialty Insurance Company. Liability coverages include general liability (including personal and bodily injury) in the amount of \$1 million per occurrence with a \$3 million aggregate, business automobile liability with a \$1 million combined single limit, employment practices liability with limits of \$1 million per occurrence and \$3 million aggregate, public official liability with a \$1 million per occurrence and in the aggregate, law enforcement liability with a \$1 million per occurrence and in the aggregate, and commercial umbrella coverage with limits of \$10 million for each occurrence and \$10 million in the aggregate. Property and casualty coverages include building and personal property casualty coverage in the amount of \$82,337,892 with additional flood and earthquake coverage in the amount of \$1 million for any one flood and \$1 million annual aggregate and \$1 million for any one earthquake and \$1 million annual aggregate, electronic data processing systems coverage in the amount of \$426,100, and crime coverage for forgery or alteration of \$250,000, theft and destruction of \$250,000, and public employee dishonesty of \$250,000 per loss. Various deductibles apply to these liability and property and casualty coverages.

In order to minimize the annual cost of medical insurance, the City has established a medical self-insurance fund for City employees and their covered dependents. This program is administered by an outside third-party administrator. At December 31, 2019, self-insurance was in effect for losses up to \$75,000 per participant, with a maximum of \$1 million. At year-end, self-insurance was in effect with an annual aggregate liability limit of \$3,219,000 and an aggregate terminal liability of \$240,000. At December 31, 2019, the self-insurance total net position amounted to \$5,363,530.

Liabilities of the fund are reported when it is probable that a loss has occurred and the amount of the loss can be reasonably estimated. Liabilities include an amount for claims that have been incurred but not reported. Changes in the balance of claims liability during the years ended December 31, 2019 and 2018 are as follows. Incurred claims and claims payments are not segregated between events related to the current year and events related to prior years due to the impracticability of obtaining such information by separate period.

	2019	2018
Unpaid claims, beginning of year	\$321,500	\$596,100
Incurred claims	3,164,253	2,504,475
Claims payment	(3,143,453)	(2,779,075)
Unpaid claims, end of year	\$342,300	\$321,500

NOTE 13 FEDERAL GRANTS AND ENTITLEMENTS

For the year ended December 31, 2019, the City recognized federal grants and entitlements revenue. These programs generally require compliance with terms and conditions specified in the grant agreements and are subject to audit by the grantor agencies. Any disallowed claims resulting from such audits could become a liability of the general fund or other applicable funds. However, in the opinion of the City's management, any such disallowed claims will not have a material adverse effect on the overall financial position of the City at December 31, 2019.

CITY OF NORTH RIDGEVILLE, OHIO
NOTES TO THE BASIC FINANCIAL STATEMENTS
DECEMBER 31, 2019

NOTE 14 CONTINGENCIES

The City of North Ridgeville, Ohio is defendant in certain lawsuits, the outcome of which cannot be determined. It is the opinion of the City's management that any judgment against the City would not have a material adverse effect on the City's financial position.

NOTE 15 SIGNIFICANT COMMITMENTS

A. CONTRACTUAL COMMITMENTS

As of December 31, 2019, the City had contractual commitments of:

Project	Contract Amount	Amount Paid	Balance Remaining on Contract
Mills Road/French Creek Bridge	\$145,765	\$67,417	\$78,348
Central Fire Station Design	772,963	737,901	35,062
Central Fire Station Construction	6,439,000	3,855,261	2,583,739
Lear Nagle Road Widening - County Engineer	832,175	649,691	182,484
Storm Water Utility Fee Study	293,300	244,323	48,977
Water Storage Tank Rehab	291,400	179,704	111,696
Mildred Street	813,826	0	813,826
Westfield Sanitary Sewer Project Const.	1,805,730	0	1,805,730
Maddock Road Bridge Engineering	174,592	0	174,592
Ranger Way Engineering	133,266	0	133,266
French Creek Treatment Plant CM Tank Blower	440,000	109,495	330,505
French Creek Treatment Plant Filter Upgrade	516,500	367,600	148,900
Treatment Plant HVAC Replacement	346,444	301,453	44,991
French Creek Treatment Plant Tertiary Filter Expansion	5,250,000	0	5,250,000
Total	<u>\$18,254,961</u>	<u>\$6,512,845</u>	<u>\$11,742,116</u>

The amount remaining on these contracts were encumbered at year-end.

B. ENCUMBRANCES

Encumbrances are commitments related to unperformed contracts for goods and services. Encumbrance accounting is utilized to the extent necessary to assure effective budgetary control, accountability and to facilitate effective cash planning and control. At year-end the amount of encumbrances expected to be honored upon performance by the vendor in the next year were as follows:

Governmental Funds	
General	\$185,205
Center Ridge Road Construction	4,753
Other Governmental Funds	3,255,401
Proprietary Funds	
Water	264,735
Sewer	1,151,303
	<u>\$4,861,397</u>

CITY OF NORTH RIDGEVILLE, OHIO
NOTES TO THE BASIC FINANCIAL STATEMENTS
DECEMBER 31, 2019

NOTE 16 INTERFUND BALANCES AND TRANSFERS

A. INTERFUND BALANCES

Interfund balances at December 31, 2019, consisted of the following:

	Due to General Fund
Due from:	
Non-major governmental funds	\$798,361
Internal Service Fund	50,000
Total	\$848,361

The General Fund advances were made to assist with debt service payments, to provide resources until grant reimbursements are received, and to provide start-up resources for the City Garage Internal Service Fund. All advances are expected to be repaid within one year.

B. TRANSFERS

Transfers for the year ended December 31, 2019, consisted of the following:

	Transfer from:			Total
	General Fund	G.O. Bond Retirement Fund	Non-major Governmental Funds	
General Fund	\$0	\$0	\$106,832	\$106,832
G.O. Bond Retirement Fund Center Ridge Road	500,000	0	0	500,000
Construction Fund	500,000	0	0	500,000
Non-major governmental funds	1,421,000	226,600	0	1,647,600
Sewer Fund	106,832	0	4,226	111,058
Total transfers-out	\$2,527,832	\$226,600	\$111,058	\$2,865,490

Transfers from the General Fund to non-major governmental funds were to provide resources to the SCMR and Surface Drainage Funds. Transfers from the G.O. Bond Retirement Fund and Non-major Governmental Funds is related to issuance and payment of bond anticipation notes (BANS) that were recorded to the G.O. Bond Retirement Fund, but are reflected as fund liabilities. For financial reporting purposes, transfers have been recorded to present the BANS in the respective funds.

CITY OF NORTH RIDGEVILLE, OHIO
NOTES TO THE BASIC FINANCIAL STATEMENTS
DECEMBER 31, 2019

NOTE 17 JOINTLY GOVERNED ORGANIZATIONS

A. LORAIN COUNTY GENERAL HEALTH DISTRICT

The Lorain County General Health District, a jointly governed organization, provides health care services to the citizens within the Health District. The Health District is governed by the Board of Health which represents the area served by the Health District and oversees the operation of the Health District. The Board of Health members are appointed to staggered four year terms. One member is appointed by the City of North Ridgeville, one member is jointly appointed by the Cities of Avon and Sheffield Lake and one member is appointed jointly by the Cities of Amherst and Oberlin. The remaining four members are appointed by the various mayors of villages, chairmen of the township trustees and the County Commissioners. The City contributed \$115,164 during 2019 for the operation of the Health District. Financial information can be obtained by contacting the Health Commissioner, 9880 S. Murray Ridge Road, Elyria, Ohio 44035.

B. NORTHEAST OHIO PUBLIC ENERGY COUNCIL

The City is a member of the Northeast Ohio Public Energy Council (NOPEC). NOPEC is a regional council of governments formed under Chapter 167 of the Ohio Revised Code. NOPEC was formed to serve as a vehicle for communities wishing to proceed with an aggregation program for the purchase of electricity. NOPEC is currently comprised of over 100 communities who have been authorized by ballot to purchase electricity on behalf of their citizens. The intent of NOPEC is to provide electricity at the lowest possible rates while at the same time ensuring stability in prices by entering into long-term contracts with suppliers to provide electricity to the citizens of its member communities.

NOPEC is governed by a General Assembly made up of one representative from each member community. The representatives from each county then elect one person to serve on the eight member NOPEC Board of Directors. The Board oversees and manages the operation of the aggregation program. The degree of control exercised by any participating government is limited to its representation in the General Assembly and on the Board. The City did not contribute to NOPEC during the current year. Financial information can be obtained by contacting the Treasurer, 31320 Solon Road, Suite 20, Solon, Ohio 44139.

C. JOINT ECONOMIC DEVELOPMENT ZONE AGREEMENT

In 2008, the City adopted a joint economic development zone agreement (JEDZ) with the City of Avon, Ohio, together with several other cities (Parties), pursuant to Ohio Revised Code Section 715.69. The purpose of the agreement was to stimulate economic growth within the JEDZ and to reimburse the Parties to the JEDZ for a portion of the lost tax revenue for certain businesses that relocate to the JEDZ from the Parties' cities. The JEDZ consists of approximately 791 acres in the City of Avon at an intersection being developed on Interstate 90 and Nagel Road. The City's contribution to the JEDZ is its agreement to support and advocate for County, State and/or Federal funding for this project. The City has no financial commitment to the project and has no other economic benefit.

CITY OF NORTH RIDGEVILLE, OHIO
NOTES TO THE BASIC FINANCIAL STATEMENTS
DECEMBER 31, 2019

NOTE 18 FUND BALANCES

Fund balance is classified as nonspendable, restricted, committed, assigned and/or unassigned based primarily on the extent to which the City is bound to observe constraints imposed upon the use of the resources in the government funds. The constraints placed on a fund for the major governmental funds and all other governmental funds are presented below:

	General	G.O. Bond Retirement	Center Ridge Road Construction	Other Governmental Funds	Total Governmental Funds
Fund balances					
Restricted					
Debt service	\$0	1,092,875	\$0	\$121,931	\$1,214,806
Road improvements	0	0	1,510,733	1,678,969	3,189,702
Capital projects	0	0	0	2,904,538	2,904,538
Street maintenance	0	0	0	1,969,149	1,969,149
Police and fire operations	0	0	0	2,081,076	2,081,076
Recreation	0	0	0	528,252	528,252
Community environment	0	0	0	822,260	822,260
Cemetery maintenance	0	0	0	304,549	304,549
General government	0	0	0	278,575	278,575
Total restricted	<u>0</u>	<u>1,092,875</u>	<u>1,510,733</u>	<u>10,689,299</u>	<u>13,292,907</u>
Committed					
Termination benefits	405,251	0	0	0	405,251
	<u>405,251</u>	<u>0</u>	<u>0</u>	<u>0</u>	<u>405,251</u>
Assigned					
Community environment	10,530	0	0	0	10,530
General government	26,683	0	0	0	26,683
Subsequent year's appropriations	728,459	0	0	0	728,459
Total assigned	<u>765,672</u>	<u>0</u>	<u>0</u>	<u>0</u>	<u>765,672</u>
Unassigned	6,412,201	0	0	(158,394)	6,253,807
Total fund balances	<u>\$7,583,124</u>	<u>\$1,092,875</u>	<u>\$1,510,733</u>	<u>\$10,530,905</u>	<u>\$20,717,637</u>

CITY OF NORTH RIDGEVILLE, OHIO
NOTES TO THE BASIC FINANCIAL STATEMENTS
DECEMBER 31, 2019

NOTE 19 TAX ABATEMENTS

The City is authorized by the Ohio Revised Code, subject to approval by City Ordinance, to enter into property tax abatement agreements for the purpose of attracting or retaining businesses. Tax abatements, of up to 100 percent of the increased valuation for up to 30 years may be granted to any business located within or promising to relocate to the City and expand the employment base for a given period of time. The City recaptures a prorated amount of abated taxes if these conditions are not met. The City Council determines the percentage amount and duration of the tax abatement. The amount of the abatement is automatically deducted from the property owner's tax bill.

In connection with the City's Community Reinvestment Area, several real property tax abatements were granted based on a commitment to increase jobs. For the year ended December 31, 2019, the City abated property taxes totaling \$ 80,278 under this program, including the following tax abatement agreements:

Type of Business	Purpose	Percent Abated	Amount Abated
KLC Properties, LLC/ Poppee's Popcorn	New facility, machinery and equipment	20%	\$2,233
Lake Ridge Holdings, LLC/ Center Ridge Health Campus	Building improvements and fixtures	20%	\$20,060
Rhenium Alloys, Inc.	New construction, machinery and equipment	100%	\$16,660
MVM Real Property Holdings, LLC/ Norlake Manufacturing Company	New construction, machinery, equipment and inventory	80%	\$21,961
Rudolph Libbe Group / GEM Energy	New construction	100%	\$19,364

CITY OF NORTH RIDGEVILLE, OHIO
 NOTES TO THE BASIC FINANCIAL STATEMENTS
 DECEMBER 31, 2019

NOTE 20 COMPLIANCE AND ACCOUNTABILITY

Not apparent in the basic financial statements are the following deficit fund balances:

Special Revenue Funds	
Surface Drainage	\$603
NOPEC Grant	\$35,982
Capital Projects Funds	
ODNR Flood Control Grant	\$121,809

These deficits resulted from adjustments for accrued liabilities. The General Fund is liable for any deficits in these funds and provides transfers when cash is required, not when accruals occur.

The following accounts had expenditures plus encumbrances in excess of appropriations, contrary to Ohio Revised Code Section 5705.41.

Fund	Appropriations Plus Prior Year Encumbrances	Expenditures Plus Encumbrances	Excess
General			
Community development			
Fire			
Personal services	\$1,276,600	\$1,279,068	(\$2,468)
Building			
Personal services	619,500	626,989	(7,489)
Safety Service Director			
Other	91,013	109,712	(18,699)
General Obligation Bond Retirement Fund			
Debt service			
Interest and fiscal charges	546,400	684,271	(137,871)

NOTE 21 SUBSEQUENT EVENTS

The United States and the State of Ohio declared a state of emergency in March of 2020 due to the COVID-19 pandemic. The financial impact of COVID-19 and the ensuing emergency measures will impact subsequent periods of the City. The City's investment portfolio and the investments of the pension and other employee benefit plans in which the City participates have incurred a significant decline in fair value, consistent with the general decline in financial markets. However, because the values of individual investments fluctuate with market conditions, and due to market volatility, the amount of losses that will be recognized in subsequent periods, if any, cannot be determined. In addition, the impact on the City's future operating costs, revenues, and any recovery from emergency funding, either federal or state, cannot be estimated.

In April 2020, the City issued bond anticipation notes in the amount of \$3,815,000 with an interest rate of two percent. The proceeds will be used for capital improvements and equipment purchase. In addition, the City has entered into several capital lease agreements for the purchase of vehicles and road equipment with capitalized costs of \$1,584,298.

This page intentionally left blank.

REQUIRED SUPPLEMENTARY INFORMATION

CITY OF NORTH RIDGEVILLE, OHIO
 REQUIRED SUPPLEMENTARY INFORMATION
 SCHEDULE OF THE CITY'S PROPORTIONATE SHARE OF THE NET PENSION LIABILITY
 OHIO PUBLIC EMPLOYEES RETIREMENT SYSTEM – TRADITIONAL PLAN
 LAST SIX YEARS (1)

	2019	2018	2017	2016
City's proportion of the net pension liability	0.489320%	0.051677%	0.050863%	0.052501%
City's proportionate of the net pension liability	\$13,401,483	\$8,107,119	\$11,550,122	\$9,052,959
City's covered payroll	\$7,569,019	\$7,258,326	\$7,019,360	\$6,969,389
City's proportionate share of the net pension liability as a percentage of its covered payroll	177.06%	111.69%	164.55%	129.90%
Plan fiduciary net pension as a percentage of the total pension liability	74.70%	84.66%	77.25%	81.08%

(1) Information prior to 2014 is not available. Schedule is intended to show ten years of information, additional years will be displayed as it becomes available.

Amounts presented as of the City's measurement date, which is the prior fiscal year end.

<u>2015</u>	<u>2014</u>
0.054653%	0.054653%
\$6,564,735	\$6,435,511
\$7,076,265	\$6,733,992
92.77%	95.57%
86.45%	86.36%

CITY OF NORTH RIDGEVILLE, OHIO
 REQUIRED SUPPLEMENTARY INFORMATION
 SCHEDULE OF THE CITY'S PROPORTIONATE SHARE OF THE NET PENSION LIABILITY
 OHIO POLICE AND FIRE PENSION SYSTEM
 LAST SIX YEARS (1)

	2019	2018	2017	2016
City's proportion of the net pension liability	0.282777%	0.275418%	0.268970%	0.280173%
City's proportionate of the net pension liability	\$23,082,075	\$16,903,646	\$17,036,290	\$18,023,726
City's covered payroll	\$6,342,836	\$6,012,849	\$5,771,484	\$5,672,640
City's proportionate share of the net pension liability as a percentage of its covered payroll	363.91%	281.13%	295.18%	317.73%
Plan fiduciary net pension as a percentage of the total pension liability	63.07%	70.91%	68.36%	66.77%

(1) Information prior to 2014 is not available. Schedule is intended to show ten years of information, additional years will be displayed as it becomes available.

Amounts presented as of the City's measurement date, which is the prior fiscal year end.

<u>2015</u>	<u>2014</u>
0.279838%	0.279838%
\$14,854,124	\$13,628,993
\$5,532,703	\$5,441,822
262.02%	250.45%
72.20%	73.00%

CITY OF NORTH RIDGEVILLE, OHIO
 REQUIRED SUPPLEMENTARY INFORMATION
 SCHEDULE OF THE CITY'S CONTRIBUTIONS -PENSION
 OHIO PUBLIC EMPLOYEES RETIREMENT SYSTEM – TRADITIONAL PLAN
 LAST SEVEN YEARS (1)

	2019	2018	2017	2016
Contractually required contribution	<u>\$1,110,704</u>	<u>\$1,059,663</u>	<u>\$943,611</u>	<u>\$842,323</u>
Contributions in relation to the contractually required contributions	<u>(1,110,704)</u>	<u>(1,059,663)</u>	<u>(943,611)</u>	<u>(842,323)</u>
Contribution deficiency (excess)	<u>\$0</u>	<u>\$0</u>	<u>\$0</u>	<u>\$0</u>
City covered payroll	\$7,933,600	\$7,569,019	\$7,258,326	\$7,019,360
Contributions as a percentage of covered payroll	14.00%	14.00%	13.00%	12.00%

(1) Information prior to 2013 is not available. Schedule is intended to show ten years of information, additional years will be displayed as it becomes available.

<u>2015</u>	<u>2014</u>	<u>2013</u>
<u>\$836,309</u>	<u>\$849,151</u>	<u>\$808,079</u>
<u>(836,309)</u>	<u>(849,151)</u>	<u>(808,079)</u>
<u>\$0</u>	<u>\$0</u>	<u>\$0</u>
<u>\$6,969,389</u>	<u>\$7,076,265</u>	<u>\$6,733,992</u>
12.00%	12.00%	13.00%

CITY OF NORTH RIDGEVILLE, OHIO
 REQUIRED SUPPLEMENTARY INFORMATION
 SCHEDULE OF THE CITY'S CONTRIBUTIONS - PENSION
 OHIO POLICE AND FIRE PENSION FUND
 LAST TEN YEARS

	2019	2018	2017	2016
Contractually required contribution	<u>\$1,391,594</u>	<u>\$1,340,601</u>	<u>\$1,273,443</u>	<u>\$1,223,887</u>
Contributions in relation to the contractually required contributions	<u>(1,391,594)</u>	<u>(1,340,601)</u>	<u>(1,273,443)</u>	<u>(1,223,887)</u>
Contribution deficiency (excess)	<u>\$0</u>	<u>\$0</u>	<u>\$0</u>	<u>\$0</u>
City covered payroll	\$6,574,212	\$6,342,836	\$6,012,849	\$5,771,484
Contributions as a percentage of covered payroll	21.17%	21.14%	21.18%	21.21%

<u>2015</u>	<u>2014</u>	<u>2013</u>	<u>2012</u>	<u>2011</u>	<u>2010</u>
\$1,201,770	\$1,171,165	\$812,486	\$779,896	\$761,288	\$786,520
<u>(1,201,770)</u>	<u>(1,171,165)</u>	<u>(812,486)</u>	<u>(779,896)</u>	<u>(761,288)</u>	<u>(786,520)</u>
<u>\$0</u>	<u>\$0</u>	<u>\$0</u>	<u>\$0</u>	<u>\$0</u>	<u>\$0</u>
\$5,672,640	\$5,532,703	\$5,441,822	\$5,229,108	\$5,116,381	\$5,285,747
21.19%	21.17%	14.93%	14.91%	14.88%	14.88%

CITY OF NORTH RIDGEVILLE, OHIO
 REQUIRED SUPPLEMENTARY INFORMATION
 SCHEDULE OF THE CITY'S PROPORTIONATE SHARE OF THE NET OPEB LIABILITY
 OHIO PUBLIC EMPLOYEES RETIREMENT SYSTEM – TRADITIONAL PLAN
 LAST THREE YEARS (1)

	<u>2019</u>	<u>2018</u>	<u>2017</u>
City's proportion of the net OPEB liability	0.048219%	0.051240%	0.051240%
City's proportionate of the net OPEB liability	\$6,286,619	\$5,564,287	\$5,175,414
City's covered payroll	\$7,569,019	\$7,258,326	\$7,019,360
City's proportionate share of the net OPEB liability as a percentage of its covered payroll	83.06%	76.66%	73.73%
Plan fiduciary net OPEB as a percentage of the total OPEB liability	46.33%	54.14%	54.04%

(1) Information prior to 2017 is not available. Schedule is intended to show ten years of information, additional years will be displayed as it becomes available.

Amounts presented as of the City's measurement date, which is the prior fiscal year end.

CITY OF NORTH RIDGEVILLE, OHIO
 REQUIRED SUPPLEMENTARY INFORMATION
 SCHEDULE OF THE CITY'S PROPORTIONATE SHARE OF THE NET OPEB LIABILITY
 OHIO POLICE AND FIRE PENSION FUND
 LAST THREE YEARS (1)

	<u>2019</u>	<u>2018</u>	<u>2017</u>
City's proportion of the net OPEB liability	0.282777%	0.275418%	0.268970%
City's proportionate of the net OPEB liability	\$2,575,118	\$15,604,798	\$12,767,401
City's covered payroll	\$6,342,836	\$6,012,849	\$5,771,484
City's proportionate share of the net OPEB liability as a percentage of its covered payroll	40.60%	259.52%	221.22%
Plan fiduciary net OPEB as a percentage of the total OPEB liability	46.57%	14.13%	15.96%

(1) Information prior to 2017 is not available. Schedule is intended to show ten years of information, additional years will be displayed as it becomes available.

Amounts presented as of the City's measurement date, which is the prior fiscal year end.

CITY OF NORTH RIDGEVILLE, OHIO
 REQUIRED SUPPLEMENTARY INFORMATION
 SCHEDULE OF THE CITY'S CONTRIBUTIONS - OPEB
 OHIO PUBLIC EMPLOYEES RETIREMENT SYSTEM – TRADITIONAL PLAN
 LAST FOUR YEARS (1)

	2019	2018	2017	2016
Contractually required contribution	<u>\$0</u>	<u>\$0</u>	<u>\$72,584</u>	<u>\$140,387</u>
Contributions in relation to the contractually required contributions	<u>0</u>	<u>0</u>	<u>(72,584)</u>	<u>(140,387)</u>
Contribution deficiency (excess)	<u>\$0</u>	<u>\$0</u>	<u>\$0</u>	<u>\$0</u>
City covered payroll	\$7,933,600	\$7,569,019	\$7,258,326	\$7,019,360
Contributions as a percentage of covered payroll	0.00%	0.00%	1.00%	2.00%

(1) Information prior to 2016 is not available. Schedule is intended to show ten years of information, additional years will be displayed as it becomes available.

This page intentionally left blank.

CITY OF NORTH RIDGEVILLE, OHIO
 REQUIRED SUPPLEMENTARY INFORMATION
 SCHEDULE OF THE CITY'S CONTRIBUTIONS - OPEB
 OHIO POLICE AND FIRE PENSION FUND
 LAST TEN YEARS

	2019	2018	2017	2016
Contractually required contribution	<u>\$32,871</u>	<u>\$31,714</u>	<u>\$30,064</u>	<u>\$28,857</u>
Contributions in relation to the contractually required contributions	<u>(32,871)</u>	<u>(31,714)</u>	<u>(30,064)</u>	<u>(28,857)</u>
Contribution deficiency (excess)	<u>\$0</u>	<u>\$0</u>	<u>\$0</u>	<u>\$0</u>
City covered payroll	\$6,574,212	\$6,342,836	\$6,012,849	\$5,771,484
Contributions as a percentage of covered payroll	0.50%	0.50%	0.50%	0.50%

<u>2015</u>	<u>2014</u>	<u>2013</u>	<u>2012</u>	<u>2011</u>	<u>2010</u>
\$28,363	\$27,664	\$27,209	\$352,965	\$345,356	\$356,788
<u>(28,363)</u>	<u>(27,664)</u>	<u>(27,209)</u>	<u>(352,965)</u>	<u>(345,356)</u>	<u>(356,788)</u>
<u>\$0</u>	<u>\$0</u>	<u>\$0</u>	<u>\$0</u>	<u>\$0</u>	<u>\$0</u>
\$5,672,640	\$5,532,703	\$5,441,822	\$5,229,108	\$5,116,381	\$5,285,747
0.50%	0.50%	0.50%	6.75%	6.75%	6.75%

CITY OF NORTH RIDGEVILLE, OHIO
NOTES TO REQUIRED SUPPLEMENTARY INFORMATION
DECEMBER 31, 2019

NOTE 1 PENSIONS

A. OHIO PUBLIC EMPLOYEES RETIREMENT SYSTEM (OPERS) –

Changes in benefit terms: There were no changes in benefit terms from the amounts reported for 2014-2018.

Changes in assumptions: There were no changes in methods and assumptions used in the calculation of actuarial determined contributions for 2014-2016. For 2017, the following changes of assumptions affected the total pension liability since the prior measurement date: (a) the expected investment return was reduced from 8.00% to 7.50%, (b) the expected long-term average wage inflation rate was reduced from 3.75% to 3.25%, (c) the expected long-term average price inflation rate was reduced from 3.00% to 2.50%, (d) Rates of withdrawal, retirement and disability were updated to reflect recent experience, (e) mortality rates were updated to the RP-2014 Health Annuitant Mortality Table, adjusted for mortality improvement back to the observant period base year of 2006 and then established the base year as 2015 (f) mortality rates used in evaluating disability allowances were updated to the RP-2014 Disabled Mortality tables, adjusted for mortality improvement back to the observation base year of 2006 and a base year of 2015 for males and 2010 for females (g) Mortality rates for a particular calendar year for both healthy and disabled retiree mortality tables are determined by applying the MP-2015 mortality improvement scale to the above described tables.

For 2018: There were no changes in methods and assumptions used in the calculation of actuarial determined contributions.

For 2019: OPERS Board adopted a change in the investment return assumption, reducing it from 7.50% to 7.20%.

B. OHIO POLICE AND FIRE PENSION FUND

Changes in benefit terms: There were no changes in benefit terms from the amounts reported for 2014-2017.

Changes in assumptions: There were no changes in methods and assumptions used in the calculation of actuarial determined contributions for 2014-2017. For 2018, the following changes of assumptions affected the total pension liability since the prior measurement date: (a) reduction in actuarial assumed rate of return from 8.25% to 8.00% (b) decrease salary increases from 3.75% to 3.25% (c) change in payroll growth from 3.75% to 3.25% (d) reduce DROP interest rate from 4.5% to 4.0% (e) reduce CPI-based COLA from 2.6% to 2.2% (f) Inflation component reduced from 3.25% to 2.75%

For 2019: There have been no OP&F pension plan amendments adopted or changes in assumptions between the measurement date and the report date that would have impacted the actuarial valuation of the pension plan as of the measurement date.

CITY OF NORTH RIDGEVILLE, OHIO
NOTES TO REQUIRED SUPPLEMENTARY INFORMATION
DECEMBER 31, 2019

NOTE 2 OPEB

A. OHIO PUBLIC EMPLOYEES RETIREMENT SYSTEM (OPERS) –

Changes in benefit terms: For 2018, there were no changes in benefit terms.

Changes in assumptions: For 2018, the single discount rate changed from 4.23% to 3.85%.

For 2019, OPERS Board adopted a change in the investment return assumption, reducing it from 6.50% to 6.00%. In January 2020, the Board adopted changes to health care coverage for Medicare and pre-Medicare retirees. It will include discontinuing the PPO plan for pre-Medicare retirees and replacing it with a monthly allowance to help participants pay for a health care plan of their choosing. The base allowance for Medicare eligible retirees will be reduced. The specific effect of these changes on the net OPEB liability and OPEB expense are unknown at this time.

B. OHIO POLICE AND FIRE PENSION FUND

Changes in benefit terms: For 2018, there were no changes in benefit terms.

For 2019, see below regarding the change to stipend-based model.

Changes in assumptions: For 2018, the single discount rate changed from 3.79% to 3.24%.

Beginning January 1, 2019 OP&F changed its retiree health care model and the current self-insured health care plan is no longer offered. In its place will be a stipend-based health care model. OP&F has contracted with a vendor who will assist eligible retirees in choosing health care plans from their marketplace (both Medicare-eligible and pre-Medicare populations). A stipend funded by OP&F will be placed in individual Health Reimbursement Accounts that retirees will use to be reimbursed for health care expenses. As a result of changing from the current health care model to the stipend based health care model, management expects that it will be able to provide stipends to eligible participants for the next 15 years. Beginning in 2020 the Board approved a change to the Deferred Retirement Option Plan. The minimum interest rate accruing will be 2.5%.

This page intentionally left blank.

COMBINING STATEMENTS AND NONMAJOR FUND SCHEDULES

COMBINING STATEMENTS – NONMAJOR GOVERNMENTAL FUNDS

NONMAJOR SPECIAL REVENUE FUNDS

The Special Revenue Funds are used to account for specific revenues that are restricted or committed for a specific purpose. These resources are usually restricted by statute, City Charter or ordinance to finance specific functions or activities.

Payroll and Benefits Reserve Fund – Accounts for resources for payment of certain termination benefits and to accumulate resources for the payment of salaries and wages during any fiscal year when the number of pay periods exceeds the usual and customary pay periods. This fund is included in the General Fund (GAAP basis), but has a separate legally adopted budgets (budget basis) and is not included in the combining statements for the nonmajor special revenue funds.

Street Construction, Maintenance and Repair Fund (SCMR) - Accounts for the portion of State gasoline tax and motor vehicle registration fees designated for maintenance and repair of roadways within the City.

State Highway Fund – Accounts for the portion of State gasoline tax and motor vehicle registration fees designated for maintenance and repairs of roadways within the City.

Motor Vehicle License Tax Fund – Accounts for the local motor vehicle registration fees restricted for maintenance and repairs of roadways within the City.

Street Levy Fund – Accounts for property taxes received from a voted tax levy for the construction, reconstruction, resurfacing and repair of roads and bridges.

Surface Drainage Fund – Accounts for revenues from building permit fees for the purpose of providing and maintaining storm sewer drainage.

Police Levy Fund – Accounts for property taxes from a voted tax levy for the purpose of operating the City police department.

Police Pension Fund – Accounts for property taxes levied for the payment of current employer contributions for police disability and pension benefits.

Safetyville Fund - Accounts for a community service program which provides instruction to children in various safety issues.

Law Enforcement Fund – Accounts for confiscated monies or proceeds from the sale of confiscated property seized by law enforcement officers in the course of their work for the purpose of enhancing police services.

Local Law Enforcement Assistance Fund – Accounts for reimbursements for continuing professional training programs for peace officers from the State Law Enforcement Assistance Fund.

Drug Law Enforcement Fund – Accounts for confiscated monies or proceeds from the sale of confiscated property seized by law enforcement officers in the course of their work for the purpose of enhancing police services and promoting drug education.

DUI Enforcement and Education Fund – Accounts for fines imposed by the courts for the purpose of enhancing police services and promoting DUI education.

Clerk of Courts Computer Service Fund – Accounts for court fees for the purpose of the computerization of the clerk of court's office.

Court Computerization Fund – Accounts for court fees for the purpose of computerizing the court, procuring and maintaining computerized legal research services.

Fire Levy Fund – Accounts for property taxes received from a voted tax levy for the purpose of operating the City fire department.

Fire Pension Fund – Accounts for property taxes levied for the payment of current employer contributions for fire disability and pension benefits.

NONMAJOR SPECIAL REVENUE FUNDS (Continued)

FEMA Safer Fund - Accounts for grant revenue for staffing for adequate fire and emergency response.

Paramedic Levy Fund – Accounts for property taxes received from a voted tax levy for the purpose of operating a paramedic program.

Ambulance Fund – Accounts for ambulance fees for the purpose of maintaining and purchasing ambulatory equipment.

State and Other Grants Fund – Accounts for revenues and related expenditures of state and other grants.

Federal Grants Fund – Accounts for revenues and related expenditures of federal grants.

Cemetery Fund – Accounts for burial fees used to maintain the City's cemeteries.

Park and Recreation Fund – Accounts for program revenues and expenditures for the operation and maintenance of recreation programs, services, parks and related.

Park and Recreation Improvement Fund – Accounts for building permit fees for the purpose of planning, acquisition, improvement, expansion and operation of public parks, playgrounds and recreation facilities.

Senior Citizens Title III Fund – Accounts for grant monies received for support service for older adults.

DUI Task Force Grant Fund – Accounts for Federal Grant monies used to employ countermeasures to reduce deaths and injuries from impaired driving.

NOPEC Grant Fund - Accounts for grants from Northeast Ohio Public Energy Council for energy conservation improvements.

Solid Waste Management Fund – Accounts for fees charged for the payment of sanitation collections.

Hotel Tax Fund – Accounts for an excise tax on lodging to be used for economic development and tourism-related purposes.

NONMAJOR DEBT SERVICE FUNDS

Special Assessment Bond Retirement Fund – Accounts for the accumulation of resources from special assessments levied against benefited properties for the payment of principal and interest and fiscal charges on special assessment debt.

NONMAJOR CAPITAL PROJECTS FUND

Capital Projects funds are used to account for the acquisition and construction of capital assets other than those financed by proprietary funds.

Capital Projects Fund – Accounts for resources used for the acquisition and construction of major capital assets.

Central Fire Station Fund – Accounts for bond proceeds used to construct and equip a new central fire station.

Avon Belden Roundabout Fund – Accounts for State grants and contributions for the construction of a roundabout at Avon Belden and Mills roads.

ODNR Flood Control Grant Fund – Accounts for a State Grant used to purchase land and construct park facilities in the Mill Creek Conservation and Flood Control area.

Mildred Street Extension Fund – Accounts for Ohio Public Works grant used to reconstruct and connect the east/west portions of the road.

Fire Truck and Equipment Fund – Accounts proceeds to be used for the purchase of capital equipment.

TIF Improvements Fund – Accounts for payments in lieu of taxes to be used for infrastructure improvements.

This page intentionally left blank.

CITY OF NORTH RIDGEVILLE, OHIO
 COMBINING BALANCE SHEET -
 NONMAJOR GOVERNMENTAL FUNDS

DECEMBER 31, 2019

	Nonmajor Special Revenue	Nonmajor Debt Service	Nonmajor Capital Projects	Total
Assets				
Equity in pooled cash and equivalents	\$6,130,836	\$129,531	\$5,672,201	\$11,932,568
Income taxes receivable	0	0	491,510	491,510
Taxes - receivable - property and other	6,179,400	0	0	6,179,400
Special assessments receivable	0	1,016,280	0	1,016,280
Due from other governments	1,985,049	0	157,447	2,142,496
Accounts receivable and other	282,900	0	0	282,900
Total assets	\$14,578,185	\$1,145,811	\$6,321,158	\$22,045,154
Liabilities				
Accounts and contracts payable	\$369,985	\$0	\$111,898	\$481,883
Accrued salaries, wages and benefits	136,236	0	0	136,236
Accrued interest payable	0	0	10,625	10,625
Due to other governments	97,120	0	0	97,120
Interfund payables	15,761	7,600	775,000	798,361
Notes payable	0	0	500,000	500,000
Total liabilities	619,102	7,600	1,397,523	2,024,225
Deferred inflows of resources				
Property taxes levied for next year and unavailable resources	8,011,807	1,016,280	461,937	9,490,024
Total deferred inflows of resources	8,011,807	1,016,280	461,937	9,490,024
Fund balances				
Restricted	5,983,861	121,931	4,583,507	10,689,299
Unassigned	(36,585)	0	(121,809)	(158,394)
Total fund balances	5,947,276	121,931	4,461,698	10,530,905
Total liabilities, deferred inflows of resources and fund balances	\$14,578,185	\$1,145,811	\$6,321,158	\$22,045,154

CITY OF NORTH RIDGEVILLE, OHIO
 COMBINING STATEMENT OF REVENUES, EXPENDITURES AND CHANGES IN FUND BALANCES -
 NONMAJOR GOVERNMENTAL FUNDS

FOR THE YEAR ENDED DECEMBER 31, 2019

	Nonmajor Special Revenue	Nonmajor Debt Service	Nonmajor Capital Projects	Total
Revenue				
Property and other local taxes	\$5,543,420	\$0	\$0	\$5,543,420
Municipal income taxes	0	0	1,310,290	1,310,290
Payments in lieu of taxes	0	0	604,110	604,110
Intergovernmental	3,746,729	0	367,001	4,113,730
Special assessments	0	76,408	0	76,408
Charges for services	4,049,842	0	0	4,049,842
Fines, licenses and permits	164,729	0	0	164,729
Interest	165,178	3,819	140,674	309,671
Miscellaneous	565,166	0	0	565,166
Total revenues	14,235,064	80,227	2,422,075	16,737,366
Expenditures				
Current				
Security of persons and property	5,885,546	0	0	5,885,546
Public health and welfare	35,731	0	0	35,731
Leisure time activities	287,834	0	0	287,834
Transportation	3,637,097	0	0	3,637,097
General government	3,084,537	2,217	5,391	3,092,145
Capital outlay	0	0	6,162,517	6,162,517
Debt service				
Principal	165,308	38,130	0	203,438
Capital lease	2,911	0	129,420	132,331
Interest and fiscal charges	26,630	28,635	25,336	80,601
Total expenditures	13,125,594	68,982	6,322,664	19,517,240
Excess (deficiency) of revenues over expenditures	1,109,470	11,245	(3,900,589)	(2,779,874)
Other financing sources (uses)				
Transfers in	121,000	0	1,526,600	1,647,600
Transfers out	(111,058)	0	0	(111,058)
Issuance of notes and loans	0	0	500,000	500,000
Proceeds from capital lease	0	0	164,185	164,185
Payment to bond escrow agent	0	0	19,950	19,950
Total other financing sources (uses)	9,942	0	2,210,735	2,220,677
Net change in fund balances	1,119,412	11,245	(1,689,854)	(559,197)
Fund balances, beginning of year	4,827,864	110,686	6,151,552	11,090,102
Fund balances, end of year	\$5,947,276	\$121,931	\$4,461,698	\$10,530,905

CITY OF NORTH RIDGEVILLE, OHIO
 COMBINING BALANCE SHEET -
 NONMAJOR SPECIAL REVENUE FUNDS

DECEMBER 31, 2019

	SCMR	State Highway	Motor Vehicle License Tax	Street Levy	Surface Drainage	Police Levy
Assets						
Equity in pooled cash and equivalents	\$379,513	\$68,904	\$98,020	\$1,071,220	\$1,203	\$413,533
Taxes - receivable - property and other	0	0	0	1,338,700	0	1,373,800
Due from other governments	941,461	75,448	300,330	113,500	0	116,450
Accounts receivable and other	0	0	0	0	0	0
Total assets	<u>\$1,320,974</u>	<u>\$144,352</u>	<u>\$398,350</u>	<u>\$2,523,420</u>	<u>\$1,203</u>	<u>\$1,903,783</u>
Liabilities						
Accounts and contracts payable	\$20,615	\$0	\$55	\$7,307	\$0	\$0
Accrued salaries, wages and benefits	14,408	0	6,668	0	0	36,557
Due to other governments	10,253	0	4,526	0	1,806	23,907
Interfund payables	0	0	0	0	0	0
Total liabilities	<u>45,276</u>	<u>0</u>	<u>11,249</u>	<u>7,307</u>	<u>1,806</u>	<u>60,464</u>
Deferred inflows of resources						
Property taxes levied for next year and unavailable resources	598,649	47,653	255,613	1,452,200	0	1,490,250
Total deferred inflows of resources	<u>598,649</u>	<u>47,653</u>	<u>255,613</u>	<u>1,452,200</u>	<u>0</u>	<u>1,490,250</u>
Fund balances						
Restricted	677,049	96,699	131,488	1,063,913	0	353,069
Unassigned	0	0	0	0	(603)	0
Total fund balances	<u>677,049</u>	<u>96,699</u>	<u>131,488</u>	<u>1,063,913</u>	<u>(603)</u>	<u>353,069</u>
Total liabilities, deferred inflows of resources and fund balances	<u>\$1,320,974</u>	<u>\$144,352</u>	<u>\$398,350</u>	<u>\$2,523,420</u>	<u>\$1,203</u>	<u>\$1,903,783</u>

Police Pension	Safetyville	Law Enforcement	Local Law Enforcement Assistance	Drug Law Enforcement	DUI Enforcement and Education	Clerk of Courts Computer Service	Court Computerization
\$27,388	\$7,387	\$48,949	\$21,179	\$1,949	\$612	\$260,993	\$48,964
249,300	0	0	0	0	0	0	0
21,150	0	0	0	0	0	0	0
0	0	0	0	0	0	0	0
<u>\$297,838</u>	<u>\$7,387</u>	<u>\$48,949</u>	<u>\$21,179</u>	<u>\$1,949</u>	<u>\$612</u>	<u>\$260,993</u>	<u>\$48,964</u>
\$0	\$0	\$0	\$0	\$0	\$34	\$846	\$17,284
0	0	0	0	0	0	0	0
3,512	0	0	0	0	0	0	0
0	0	0	0	0	0	0	0
<u>3,512</u>	<u>0</u>	<u>0</u>	<u>0</u>	<u>0</u>	<u>34</u>	<u>846</u>	<u>17,284</u>
<u>270,450</u>	<u>0</u>	<u>0</u>	<u>0</u>	<u>0</u>	<u>0</u>	<u>0</u>	<u>0</u>
<u>270,450</u>	<u>0</u>	<u>0</u>	<u>0</u>	<u>0</u>	<u>0</u>	<u>0</u>	<u>0</u>
23,876	7,387	48,949	21,179	1,949	578	260,147	31,680
0	0	0	0	0	0	0	0
<u>23,876</u>	<u>7,387</u>	<u>48,949</u>	<u>21,179</u>	<u>1,949</u>	<u>578</u>	<u>260,147</u>	<u>31,680</u>
<u>\$297,838</u>	<u>\$7,387</u>	<u>\$48,949</u>	<u>\$21,179</u>	<u>\$1,949</u>	<u>\$612</u>	<u>\$260,993</u>	<u>\$48,964</u>

(Continued)

CITY OF NORTH RIDGEVILLE, OHIO
 COMBINING BALANCE SHEET -
 NONMAJOR SPECIAL REVENUE FUNDS

DECEMBER 31, 2019

(Continued)

	Fire Levy	Fire Pension	FEMA Safer	Paramedic Levy	Ambulance	State and Other Grants
Assets						
Equity in pooled cash and equivalents	\$453,027	\$22,755	\$21,000	\$414,316	\$549,804	\$147,694
Taxes - receivable - property and other	1,338,700	249,300	0	1,629,600	0	0
Due from other governments	148,520	21,150	0	155,548	3,683	0
Accounts receivable and other	0	0	0	0	0	0
Total assets	<u>\$1,940,247</u>	<u>\$293,205</u>	<u>\$21,000</u>	<u>\$2,199,464</u>	<u>\$553,487</u>	<u>\$147,694</u>
Liabilities						
Accounts and contracts payable	\$0	\$0	\$0	\$3,914	\$2,791	\$0
Accrued salaries, wages and benefits	34,902	0	0	32,536	9,741	0
Due to other governments	24,040	0	0	21,860	6,104	0
Interfund payables	0	0	0	0	0	0
Total liabilities	<u>58,942</u>	<u>0</u>	<u>0</u>	<u>58,310</u>	<u>18,636</u>	<u>0</u>
Deferred inflow s of resources						
Property taxes levied for next year and unavailable resources	1,487,220	270,450	0	1,782,383	3,683	0
Total deferred inflow s of resources	<u>1,487,220</u>	<u>270,450</u>	<u>0</u>	<u>1,782,383</u>	<u>3,683</u>	<u>0</u>
Fund balances						
Restricted	394,085	22,755	21,000	358,771	531,168	147,694
Unassigned	0	0	0	0	0	0
Total fund balances	<u>394,085</u>	<u>22,755</u>	<u>21,000</u>	<u>358,771</u>	<u>531,168</u>	<u>147,694</u>
Total liabilities, deferred inflow s of resources and fund balances	<u>\$1,940,247</u>	<u>\$293,205</u>	<u>\$21,000</u>	<u>\$2,199,464</u>	<u>\$553,487</u>	<u>\$147,694</u>

Federal Grants	Cemetery	Park and Recreation	Park and Recreation Improvement	Senior Citizens Title III	DUI Task Force Grant	NOPEC Grant	Solid Waste Management	Hotel Tax	Total
\$130,881	\$297,573	\$260,403	\$274,997	\$5,923	\$51,703	\$0	\$1,039,954	\$10,992	\$6,130,836
0	0	0	0	0	0	0	0	0	6,179,400
0	0	576	0	2,249	41,814	41,982	1,188	0	1,985,049
266,500	0	0	0	0	0	0	16,400	0	282,900
<u>\$397,381</u>	<u>\$297,573</u>	<u>\$260,979</u>	<u>\$274,997</u>	<u>\$8,172</u>	<u>\$93,517</u>	<u>\$41,982</u>	<u>\$1,057,542</u>	<u>\$10,992</u>	<u>\$14,578,185</u>
\$0	\$0	\$6,718	\$0	\$0	\$47,220	\$20,221	\$242,980	\$0	\$369,985
0	0	302	0	0	0	0	1,122	0	136,236
0	0	128	0	0	0	0	984	0	97,120
0	0	0	0	0	0	15,761	0	0	15,761
<u>0</u>	<u>0</u>	<u>7,148</u>	<u>0</u>	<u>0</u>	<u>47,220</u>	<u>35,982</u>	<u>245,086</u>	<u>0</u>	<u>619,102</u>
266,500	0	576	0	1,196	41,814	41,982	1,188	0	8,011,807
<u>266,500</u>	<u>0</u>	<u>576</u>	<u>0</u>	<u>1,196</u>	<u>41,814</u>	<u>41,982</u>	<u>1,188</u>	<u>0</u>	<u>8,011,807</u>
130,881	297,573	253,255	274,997	6,976	4,483	0	811,268	10,992	5,983,861
0	0	0	0	0	0	(35,982)	0	0	(36,585)
<u>130,881</u>	<u>297,573</u>	<u>253,255</u>	<u>274,997</u>	<u>6,976</u>	<u>4,483</u>	<u>(35,982)</u>	<u>811,268</u>	<u>10,992</u>	<u>5,947,276</u>
<u>\$397,381</u>	<u>\$297,573</u>	<u>\$260,979</u>	<u>\$274,997</u>	<u>\$8,172</u>	<u>\$93,517</u>	<u>\$41,982</u>	<u>\$1,057,542</u>	<u>\$10,992</u>	<u>\$14,578,185</u>

CITY OF NORTH RIDGEVILLE, OHIO
 COMBINING STATEMENT OF REVENUES, EXPENDITURES AND CHANGES IN FUND BALANCES -
 NONMAJOR SPECIAL REVENUE FUNDS
 FOR THE YEAR ENDED DECEMBER 31, 2019

	SCMR	State Highway	Motor Vehicle License Tax	Street Levy	Surface Drainage	Police Levy
Revenue						
Property and other local taxes	\$0	\$0	\$0	\$1,279,613	\$0	\$1,313,287
Intergovernmental	1,856,582	150,549	533,818	189,714	0	194,707
Charges for services	9,115	0	0	0	0	0
Fines, licenses and permits	0	0	0	0	0	0
Interest	3,919	717	2,417	30,896	151	13,412
Miscellaneous	36,941	0	3,851	402,370	41,924	0
Total revenues	1,906,557	151,266	540,086	1,902,593	42,075	1,521,406
Expenditures						
Current						
Security of persons and property	0	0	0	0	0	1,478,820
Public health and welfare	0	0	0	0	0	0
Leisure time activities	0	0	0	0	0	0
Transportation	1,605,447	135,885	471,129	1,424,636	0	0
General government	0	0	0	0	0	0
Debt service						
Principal	0	0	0	145,308	0	0
Capital lease	582	0	0	0	0	0
Interest and fiscal charges	173	0	0	25,115	0	0
Total expenditures	1,606,202	135,885	471,129	1,595,059	0	1,478,820
Excess (deficiency) of revenues over expenditures	300,355	15,381	68,957	307,534	42,075	42,586
Other financing sources						
Transfers in	100,000	0	0	0	0	0
Transfers out	0	0	0	(4,226)	(106,832)	0
Total other financing sources	100,000	0	0	(4,226)	(106,832)	0
Net change in fund balances	400,355	15,381	68,957	303,308	(64,757)	42,586
Fund balances, beginning of year	276,694	81,318	62,531	760,605	64,154	310,483
Fund balances, end of year	\$677,049	\$96,699	\$131,488	\$1,063,913	(\$603)	\$353,069

Police Pension	Safetyville	Law Enforcement	Local Law Enforcement Assistance	Drug Law Enforcement	DUI Enforcement and Education	Clerk of Courts Computer Service	Court Computerization
\$236,821	\$0	\$0	\$0	\$0	\$0	\$0	\$0
35,520	0	0	0	0	0	0	0
0	6,205	0	0	0	0	0	0
0	0	42,328	0	879	2,492	34,441	10,339
2,189	164	954	519	0	56	6,297	2,281
0	9,878	0	0	0	0	0	0
<u>274,530</u>	<u>16,247</u>	<u>43,282</u>	<u>519</u>	<u>879</u>	<u>2,548</u>	<u>40,738</u>	<u>12,620</u>
276,232	0	11,736	0	1,000	11,488	13,002	93,203
0	0	0	0	0	0	0	0
0	8,860	0	0	0	0	0	0
0	0	0	0	0	0	0	0
0	0	0	0	0	0	0	0
0	0	0	0	0	0	0	0
0	0	0	0	0	0	1,747	0
0	0	0	0	0	0	519	0
<u>276,232</u>	<u>8,860</u>	<u>11,736</u>	<u>0</u>	<u>1,000</u>	<u>11,488</u>	<u>15,268</u>	<u>93,203</u>
(1,702)	7,387	31,546	519	(121)	(8,940)	25,470	(80,583)
0	0	0	0	0	0	0	0
0	0	0	0	0	0	0	0
0	0	0	0	0	0	0	0
(1,702)	7,387	31,546	519	(121)	(8,940)	25,470	(80,583)
25,578	0	17,403	20,660	2,070	9,518	234,677	112,263
<u>\$23,876</u>	<u>\$7,387</u>	<u>\$48,949</u>	<u>\$21,179</u>	<u>\$1,949</u>	<u>\$578</u>	<u>\$260,147</u>	<u>\$31,680</u>

(Continued)

CITY OF NORTH RIDGEVILLE, OHIO
 COMBINING STATEMENT OF REVENUES, EXPENDITURES AND CHANGES IN FUND BALANCES -
 NONMAJOR SPECIAL REVENUE FUNDS
 FOR THE YEAR ENDED DECEMBER 31, 2019

(Continued)

	Fire Levy	Fire Pension	FEMA Safer	Paramedic Levy	Ambulance	State and Other Grants
Revenue						
Property and other local taxes	\$1,279,613	\$236,821	\$0	\$1,178,591	\$0	\$0
Intergovernmental	189,714	35,520	0	177,502	0	53,530
Charges for services	0	0	0	0	767,935	0
Fines, licenses and permits	0	0	0	0	0	0
Interest	13,177	2,393	0	12,612	11,530	0
Miscellaneous	46,183	0	0	17,666	4,382	0
Total revenues	<u>1,528,687</u>	<u>274,734</u>	<u>0</u>	<u>1,386,371</u>	<u>783,847</u>	<u>53,530</u>
Expenditures						
Current						
Security of persons and property	1,510,056	275,995	0	1,359,835	651,797	0
Public health and welfare	0	0	0	0	0	0
Leisure time activities	0	0	0	0	0	0
Transportation	0	0	0	0	0	0
General government	0	0	0	0	0	14,867
Debt service						
Principal	0	0	0	0	0	0
Capital lease	0	0	0	0	0	0
Interest and fiscal charges	0	0	0	0	0	0
Total expenditures	<u>1,510,056</u>	<u>275,995</u>	<u>0</u>	<u>1,359,835</u>	<u>651,797</u>	<u>14,867</u>
Excess (deficiency) of revenues over expenditures	<u>18,631</u>	<u>(1,261)</u>	<u>0</u>	<u>26,536</u>	<u>132,050</u>	<u>38,663</u>
Other financing sources						
Transfers in	0	0	21,000	0	0	0
Transfers out	0	0	0	0	0	0
Total other financing sources	<u>0</u>	<u>0</u>	<u>21,000</u>	<u>0</u>	<u>0</u>	<u>0</u>
Net change in fund balances	18,631	(1,261)	21,000	26,536	132,050	38,663
Fund balances, beginning of year	<u>375,454</u>	<u>24,016</u>	<u>0</u>	<u>332,235</u>	<u>399,118</u>	<u>109,031</u>
Fund balances, end of year	<u>\$394,085</u>	<u>\$22,755</u>	<u>\$21,000</u>	<u>\$358,771</u>	<u>\$531,168</u>	<u>\$147,694</u>

Federal Grants	Cemetery	Park and Recreation	Park and Recreation Improvement	Senior Citizens Title III	DUI Task Force Grant	NOPEC Grant	Solid Waste Management	Hotel Tax	Total
\$0	\$0	\$0	\$0	\$0	\$0	\$0	\$0	\$18,674	\$5,543,420
0	0	500	0	15,179	198,153	115,741	0	0	3,746,729
0	24,825	251,604	0	0	0	0	2,990,158	0	4,049,842
0	0	0	74,250	0	0	0	0	0	164,729
12,251	7,370	7,024	6,365	116	0	0	28,208	160	165,178
0	175	436	0	0	0	0	1,360	0	565,166
<u>12,251</u>	<u>32,370</u>	<u>259,564</u>	<u>80,615</u>	<u>15,295</u>	<u>198,153</u>	<u>115,741</u>	<u>3,019,726</u>	<u>18,834</u>	<u>14,235,064</u>
0	0	0	0	0	202,382	0	0	0	5,885,546
0	19,136	0	0	16,595	0	0	0	0	35,731
0	0	277,220	1,754	0	0	0	0	0	287,834
0	0	0	0	0	0	0	0	0	3,637,097
257	0	0	0	0	0	121,699	2,939,872	7,842	3,084,537
0	0	0	20,000	0	0	0	0	0	165,308
0	0	0	0	0	0	0	582	0	2,911
0	0	0	650	0	0	0	173	0	26,630
<u>257</u>	<u>19,136</u>	<u>277,220</u>	<u>22,404</u>	<u>16,595</u>	<u>202,382</u>	<u>121,699</u>	<u>2,940,627</u>	<u>7,842</u>	<u>13,125,594</u>
<u>11,994</u>	<u>13,234</u>	<u>(17,656)</u>	<u>58,211</u>	<u>(1,300)</u>	<u>(4,229)</u>	<u>(5,958)</u>	<u>79,099</u>	<u>10,992</u>	<u>1,109,470</u>
0	0	0	0	0	0	0	0	0	121,000
0	0	0	0	0	0	0	0	0	(111,058)
0	0	0	0	0	0	0	0	0	9,942
<u>11,994</u>	<u>13,234</u>	<u>(17,656)</u>	<u>58,211</u>	<u>(1,300)</u>	<u>(4,229)</u>	<u>(5,958)</u>	<u>79,099</u>	<u>10,992</u>	<u>1,119,412</u>
<u>118,887</u>	<u>284,339</u>	<u>270,911</u>	<u>216,786</u>	<u>8,276</u>	<u>8,712</u>	<u>(30,024)</u>	<u>732,169</u>	<u>0</u>	<u>4,827,864</u>
<u>\$130,881</u>	<u>\$297,573</u>	<u>\$253,255</u>	<u>\$274,997</u>	<u>\$6,976</u>	<u>\$4,483</u>	<u>(\$35,982)</u>	<u>\$811,268</u>	<u>\$10,992</u>	<u>\$5,947,276</u>

CITY OF NORTH RIDGEVILLE, OHIO
 COMBINING BALANCE SHEET -
 NONMAJOR CAPITAL PROJECTS FUNDS

DECEMBER 31, 2019

	Capital Projects	Central Fire Station	Avon Belden Roundabout	ODNR Flood Control Grant	Mildred Street Extension
Assets					
Equity in pooled cash and equivalents	\$1,581,953	\$402,780	\$5,446	\$653,191	\$0
Income taxes receivable	491,510	0	0	0	0
Due from other governments	0	0	0	157,447	0
Total assets	\$2,073,463	\$402,780	\$5,446	\$810,638	\$0
Liabilities					
Accounts and contracts payable	\$90,004	\$21,894	\$0	\$0	\$0
Accrued interest payable	0	0	0	0	0
Interfund payables	0	0	0	775,000	0
Notes payable	0	0	0	0	0
Total liabilities	90,004	21,894	0	775,000	0
Deferred inflow s of resources					
Property taxes levied for next year and unavailable resources	304,490	0	0	157,447	0
Total deferred inflow s of resources	304,490	0	0	157,447	0
Fund balances					
Restricted	1,678,969	380,886	5,446	0	0
Unassigned	0	0	0	(121,809)	0
Total fund balances	1,678,969	380,886	5,446	(121,809)	0
Total liabilities, deferred inflow s of resources and fund balances	\$2,073,463	\$402,780	\$5,446	\$810,638	\$0

<u>Fire Truck and Equipment</u>	<u>TIF Improvements</u>	<u>Total</u>
\$2,327,756	\$701,075	\$5,672,201
0	0	491,510
0	0	157,447
<u>\$2,327,756</u>	<u>\$701,075</u>	<u>\$6,321,158</u>
\$0	\$0	\$111,898
10,625	0	10,625
0	0	775,000
500,000	0	500,000
<u>510,625</u>	<u>0</u>	<u>1,397,523</u>
0	0	461,937
<u>0</u>	<u>0</u>	<u>461,937</u>
1,817,131	701,075	4,583,507
0	0	(121,809)
<u>1,817,131</u>	<u>701,075</u>	<u>4,461,698</u>
<u>\$2,327,756</u>	<u>\$701,075</u>	<u>\$6,321,158</u>

CITY OF NORTH RIDGEVILLE, OHIO
 COMBINING STATEMENT OF REVENUES, EXPENDITURES AND CHANGES IN FUND BALANCES -
 NONMAJOR CAPITAL PROJECTS FUNDS
 FOR THE YEAR ENDED DECEMBER 31, 2019

	Capital Projects	Central Fire Station	Avon Belden Roundabout	ODNR Flood Control Grant	Mildred Street Extension
Revenue					
Municipal income taxes	\$1,310,290	\$0	\$0	\$0	\$0
Payments in lieu of taxes	0	0	0	0	0
Intergovernmental	25,000	0	0	0	342,001
Interest	55,920	47,010	2,620	0	0
Total revenues	1,391,210	47,010	2,620	0	342,001
Expenditures					
Current					
General government	0	0	0	0	0
Capital outlay	1,977,372	3,471,144	250,000	122,000	342,001
Debt service					
Capital lease	129,420	0	0	0	0
Interest and fiscal charges	15,161	3,300	0	0	0
Total expenditures	2,121,953	3,474,444	250,000	122,000	342,001
Excess (deficiency) of revenues over expenditures	(730,743)	(3,427,434)	(247,380)	(122,000)	0
Other financing sources (uses)					
Transfers in	0	226,600	0	0	0
Issuance of notes and loans	0	0	0	0	0
Proceeds from capital lease	164,185	0	0	0	0
Proceeds from sale of assets	19,950	0	0	0	0
Total other financing sources (uses)	184,135	226,600	0	0	0
Net change in fund balances	(546,608)	(3,200,834)	(247,380)	(122,000)	0
Fund balances, beginning of year	2,225,577	3,581,720	252,826	191	0
Fund balances, end of year	\$1,678,969	\$380,886	\$5,446	(\$121,809)	\$0

<u>Fire Truck and Equipment</u>	<u>TIF Improvements</u>	<u>Total</u>
\$0	\$0	\$1,310,290
0	604,110	604,110
0	0	367,001
24,006	11,118	140,674
<u>24,006</u>	<u>615,228</u>	<u>2,422,075</u>
0	5,391	5,391
0	0	6,162,517
0	0	129,420
6,875	0	25,336
<u>6,875</u>	<u>5,391</u>	<u>6,322,664</u>
<u>17,131</u>	<u>609,837</u>	<u>(3,900,589)</u>
1,300,000	0	1,526,600
500,000	0	500,000
0	0	164,185
		19,950
<u>1,800,000</u>	<u>0</u>	<u>2,210,735</u>
1,817,131	609,837	(1,689,854)
0	91,238	6,151,552
<u>\$1,817,131</u>	<u>\$701,075</u>	<u>\$4,461,698</u>

This page intentionally left blank.

COMBINING STATEMENTS - AGENCY FUNDS

Agency Funds are used to account for assets held by the government as an agent for individuals, private organizations, other governments and/or other funds. These funds are purely custodial in nature (assets equal liabilities) and therefore do not involve the measurement of results of operations.

Board of Building Standards Fund – Accounts for fees required by the State to be collected by the City and paid to the State.

Senior Citizens Multi Fund – Accounts for revenue earned and expended by the Senior Citizens Center.

Mayor's Court Bail Fund – Accounts for bail collected.

Miscellaneous Agency Fund – Accounts for deposits held by the City from contractors, developers or individuals to ensure compliance with City Ordinances, and for other various deposits held by the City on behalf of others.

CITY OF NORTH RIDGEVILLE, OHIO
 COMBINING STATEMENT OF ASSETS AND LIABILITIES -
 AGENCY FUNDS
 DECEMBER 31, 2019

	Board of Building Standards	Senior Citizens Multi	Mayor's Court Bail
Assets			
Equity in pooled cash and equivalents	\$596	\$68,117	\$3,201
Total assets	\$596	\$68,117	\$3,201
Liabilities			
Accounts and contracts payable	\$0	\$1,594	\$0
Due to others	596	66,523	3,201
Total liabilities	\$596	\$68,117	\$3,201

Miscellaneous Agency	Total
<u>\$1,508,762</u>	<u>\$1,580,676</u>
<u><u>\$1,508,762</u></u>	<u><u>\$1,580,676</u></u>
\$2,520	\$4,114
<u>1,506,242</u>	<u>1,576,562</u>
<u><u>\$1,508,762</u></u>	<u><u>\$1,580,676</u></u>

CITY OF NORTH RIDGEVILLE, OHIO
 COMBINING STATEMENT OF CHANGES IN ASSETS AND LIABILITIES -
 AGENCY FUNDS

FOR THE YEAR ENDED DECEMBER 31, 2019

	Beginning Balance 12/31/2018	Additions	Reductions	Ending Balance 12/31/2019
Board of Building Standards				
Assets				
Equity in pooled cash and equivalents	\$979	\$7,796	\$8,179	\$596
Total assets	\$979	\$7,796	\$8,179	\$596
Liabilities				
Due to others	\$979	\$7,796	\$8,179	\$596
Total liabilities	\$979	\$7,796	\$8,179	\$596
Senior Citizens Multi				
Assets				
Equity in pooled cash and equivalents	\$57,479	\$87,067	\$76,429	\$68,117
Total assets	\$57,479	\$87,067	\$76,429	\$68,117
Liabilities				
Accounts and contracts payable	\$2,961	\$1,594	\$2,961	\$1,594
Due to others	54,518	85,473	73,468	66,523
Total liabilities	\$57,479	\$87,067	\$76,429	\$68,117
Mayor's Court Bail				
Assets				
Equity in pooled cash and equivalents	\$3,201	\$0	\$0	\$3,201
Total assets	\$3,201	\$0	\$0	\$3,201
Liabilities				
Due to others	\$3,201	\$0	\$0	\$3,201
Total liabilities	\$3,201	\$0	\$0	\$3,201

(Continued)

CITY OF NORTH RIDGEVILLE, OHIO
 COMBINING STATEMENT OF CHANGES IN ASSETS AND LIABILITIES -
 AGENCY FUNDS

FOR THE YEAR ENDED DECEMBER 31, 2019

(Continued)

	Beginning Balance 12/31/2018	Additions	Reductions	Ending Balance 12/31/2019
Miscellaneous Agency				
Assets				
Equity in pooled cash and equivalents	\$1,992,261	\$1,435,087	\$1,918,586	\$1,508,762
Total assets	<u>\$1,992,261</u>	<u>\$1,435,087</u>	<u>\$1,918,586</u>	<u>\$1,508,762</u>
Liabilities				
Accounts and contracts payable	\$2,387	\$2,520	\$2,387	\$2,520
Due to others	1,989,874	1,432,567	1,916,199	1,506,242
Total liabilities	<u>\$1,992,261</u>	<u>\$1,435,087</u>	<u>\$1,918,586</u>	<u>\$1,508,762</u>
	Beginning Balance 12/31/2018	Additions	Reductions	Ending Balance 12/31/2019
Total All Agency Funds				
Assets				
Equity in pooled cash and equivalents	\$2,053,920	\$1,529,950	\$2,003,194	\$1,580,676
Total assets	<u>\$2,053,920</u>	<u>\$1,529,950</u>	<u>\$2,003,194</u>	<u>\$1,580,676</u>
Liabilities				
Accounts and contracts payable	\$5,348	\$4,114	\$5,348	\$4,114
Due to others	2,048,572	1,525,836	1,997,846	1,576,562
Total liabilities	<u>\$2,053,920</u>	<u>\$1,529,950</u>	<u>\$2,003,194</u>	<u>\$1,580,676</u>

**INDIVIDUAL FUND SCHEDULES OF REVENUES, EXPENDITURES/EXPENSES
AND CHANGES IN FUND BALANCES –
BUDGET (NON-GAAP BUDGETARY BASIS) AND ACTUAL**

CITY OF NORTH RIDGEVILLE, OHIO
SCHEDULE OF REVENUES, EXPENDITURES AND
CHANGES IN FUND BALANCES – BUDGET (NON-GAAP BUDGETARY BASIS) AND ACTUAL
FOR THE YEAR ENDED DECEMBER 31, 2019

	General Fund			Variance with Final Budget Positive (Negative)
	Budget Amounts		Actual	
	Original	Final		
Revenues				
Property and other local taxes	\$1,384,826	\$1,363,879	\$1,361,467	(\$2,412)
Municipal income taxes	10,220,000	10,900,000	10,822,880	(77,120)
Intergovernmental revenue	735,700	860,400	846,632	(13,768)
Fines, licenses, and permits	1,883,000	1,901,900	1,830,308	(71,592)
Interest	70,000	150,000	179,308	29,308
Miscellaneous	1,268,000	1,343,970	606,752	(737,218)
Total revenues	<u>15,561,526</u>	<u>16,520,149</u>	<u>15,647,347</u>	<u>(872,802)</u>
Expenditures				
Current				
Security of persons and property				
Police				
Personal services	3,069,400	3,069,400	2,812,270	257,130
Other	1,959,310	1,959,310	1,625,203	334,107
Total police	<u>5,028,710</u>	<u>5,028,710</u>	<u>4,437,473</u>	<u>591,237</u>
Fire				
Personal services	1,276,600	1,276,600	1,279,068	(2,468)
Other	666,904	716,905	586,482	130,423
Total fire	<u>1,943,504</u>	<u>1,993,505</u>	<u>1,865,550</u>	<u>127,955</u>
Street lighting				
Other	166,836	166,836	158,759	8,077
Total street lighting	<u>166,836</u>	<u>166,836</u>	<u>158,759</u>	<u>8,077</u>
Mayor's court				
Personal services	191,200	191,200	186,011	5,189
Other	155,214	155,214	120,480	34,734
Total mayor's court	<u>346,414</u>	<u>346,414</u>	<u>306,491</u>	<u>39,923</u>
Total security of persons and property	<u>7,485,464</u>	<u>7,535,465</u>	<u>6,768,273</u>	<u>767,192</u>
Public health and welfare				
General government				
Other	118,000	118,000	115,164	2,836
Total general government	<u>118,000</u>	<u>118,000</u>	<u>115,164</u>	<u>2,836</u>
Senior citizens				
Personal services	239,800	239,800	228,217	11,583
Other	139,758	139,758	125,617	14,141
Total senior citizens	<u>379,558</u>	<u>379,558</u>	<u>353,834</u>	<u>25,724</u>
Total public health and welfare	<u>497,558</u>	<u>497,558</u>	<u>468,998</u>	<u>28,560</u>

(Continued)

CITY OF NORTH RIDGEVILLE, OHIO
SCHEDULE OF REVENUES, EXPENDITURES AND
CHANGES IN FUND BALANCES – BUDGET (NON-GAAP BUDGETARY BASIS) AND ACTUAL
FOR THE YEAR ENDED DECEMBER 31, 2019

	General Fund			Variance with Final Budget Positive (Negative)
	Budget Amounts		Actual	
	Original	Final		
Leisure time activities				
Park and recreation				
Personal services	162,100	162,100	133,673	28,427
Other	160,888	160,888	150,777	10,111
Total leisure time activities	<u>322,988</u>	<u>322,988</u>	<u>284,450</u>	<u>38,538</u>
Community development				
Building				
Personal services	560,200	619,500	626,989	(7,489)
Other	518,659	549,159	488,743	60,416
Total building	<u>1,078,859</u>	<u>1,168,659</u>	<u>1,115,732</u>	<u>52,927</u>
Community development				
Other	110,000	110,000	107,707	2,293
Total building	<u>110,000</u>	<u>110,000</u>	<u>107,707</u>	<u>2,293</u>
Engineer				
Personal services	507,900	507,900	464,702	43,198
Other	365,252	365,252	305,110	60,142
Total engineer	<u>873,152</u>	<u>873,152</u>	<u>769,812</u>	<u>103,340</u>
Total community development	<u>2,062,011</u>	<u>2,151,811</u>	<u>1,993,251</u>	<u>158,560</u>
General government				
Council				
Personal services	226,800	226,800	209,125	17,675
Other	145,889	145,889	123,892	21,997
Total council	<u>372,689</u>	<u>372,689</u>	<u>333,017</u>	<u>39,672</u>
Mayor				
Personal services	191,500	191,500	184,295	7,205
Other	117,053	117,053	106,549	10,504
Total mayor	<u>308,553</u>	<u>308,553</u>	<u>290,844</u>	<u>17,709</u>
Finance				
Personal services	560,600	560,600	526,976	33,624
Other	782,977	816,377	771,705	44,672
Total finance	<u>1,343,577</u>	<u>1,376,977</u>	<u>1,298,681</u>	<u>78,296</u>
Law director				
Personal services	326,700	354,700	343,603	11,097
Other	406,648	411,648	243,129	168,519
Total law director	<u>733,348</u>	<u>766,348</u>	<u>586,732</u>	<u>179,616</u>
Computer services				
Personal services	236,500	236,500	225,074	11,426
Other	374,402	374,402	288,793	85,609
Total computer services	<u>610,902</u>	<u>610,902</u>	<u>513,867</u>	<u>97,035</u>

(Continued)

CITY OF NORTH RIDGEVILLE, OHIO
SCHEDULE OF REVENUES, EXPENDITURES AND
CHANGES IN FUND BALANCES – BUDGET (NON-GAAP BUDGETARY BASIS) AND ACTUAL
FOR THE YEAR ENDED DECEMBER 31, 2019

	General Fund			Variance with Final Budget Positive (Negative)
	Budget Amounts		Actual	
	Original	Final		
Human resources				
Personal services	153,400	153,400	53,942	99,458
Other	92,900	92,900	45,274	47,626
Total human resources	<u>246,300</u>	<u>246,300</u>	<u>99,216</u>	<u>147,084</u>
Safety service director				
Personal services	225,000	264,200	223,058	41,142
Other	89,513	91,013	109,712	(18,699)
Total safety service director	<u>314,513</u>	<u>355,213</u>	<u>332,770</u>	<u>22,443</u>
Civil service				
Personal services	4,000	4,000	4,000	0
Other	51,570	51,570	32,860	18,710
Total civil service	<u>55,570</u>	<u>55,570</u>	<u>36,860</u>	<u>18,710</u>
General government				
Personal services	0	10,000	0	10,000
Other	345,626	345,626	292,755	52,871
Total general government	<u>345,626</u>	<u>355,626</u>	<u>292,755</u>	<u>62,871</u>
Public buildings				
Other	208,466	272,966	256,677	16,289
Total public buildings	<u>208,466</u>	<u>272,966</u>	<u>256,677</u>	<u>16,289</u>
Public grounds				
Personal services	271,700	271,700	251,586	20,114
Other	252,788	252,788	231,822	20,966
Total public grounds	<u>524,488</u>	<u>524,488</u>	<u>483,408</u>	<u>41,080</u>
Total general government	<u>5,064,032</u>	<u>5,245,632</u>	<u>4,524,827</u>	<u>720,805</u>
Total expenditures	<u>15,432,053</u>	<u>15,753,454</u>	<u>14,039,799</u>	<u>1,713,655</u>
Excess (deficiency) of revenues over expenditures	<u>129,473</u>	<u>766,695</u>	<u>1,607,548</u>	<u>840,853</u>

(Continued)

CITY OF NORTH RIDGEVILLE, OHIO
SCHEDULE OF REVENUES, EXPENDITURES AND
CHANGES IN FUND BALANCES – BUDGET (NON-GAAP BUDGETARY BASIS) AND ACTUAL
FOR THE YEAR ENDED DECEMBER 31, 2019

	General Fund			Variance with Final Budget Positive (Negative)
	Budget Amounts		Actual	
	Original	Final		
Other financing sources (uses)				
Transfers-in	\$0	\$106,781	\$106,832	\$51
Advances-in	32,000	782,000	7,200	(\$774,800)
Note proceeds	0	0	0	0
Bond proceeds	0	0	0	0
Premium on debt issue	0	0	0	0
Proceeds from sale of assets	0	799	799	0
Advances-out	0	0	0	0
Transfers-out	(300,000)	(2,762,333)	(2,727,832)	34,501
Total other financing sources (uses)	<u>(268,000)</u>	<u>(1,872,753)</u>	<u>(2,613,001)</u>	<u>(740,248)</u>
Excess (deficiency) of revenues over expenditures and other financing sources (uses)	(138,527)	(1,106,058)	(1,005,453)	100,605
Prior year encumbrances	234,654	234,654	234,654	0
Fund balances, beginning of year	<u>5,731,682</u>	<u>5,731,682</u>	<u>5,731,682</u>	<u>0</u>
Fund balances, end of year	<u><u>\$5,827,809</u></u>	<u><u>\$4,860,278</u></u>	<u><u>\$4,960,883</u></u>	<u><u>\$100,605</u></u>

CITY OF NORTH RIDGEVILLE, OHIO
SCHEDULE OF REVENUES, EXPENDITURES AND
CHANGES IN FUND BALANCES – BUDGET (NON-GAAP BUDGETARY BASIS) AND ACTUAL
FOR THE YEAR ENDED DECEMBER 31, 2019

	General Obligation Bond Retirement Fund			Variance with Final Budget Positive (Negative)
	Budget Amounts		Actual	
	Original	Final		
Revenues				
Property and other local taxes	\$502,755	\$512,255	\$512,677	\$422
Municipal income taxes	600,000	640,000	636,640	(3,360)
Payments in lieu of taxes	40,000	994,000	989,144	(4,856)
Intergovernmental revenue	177,000	185,000	190,439	5,439
Interest	12,400	12,400	24,813	12,413
Total revenues	<u>1,332,155</u>	<u>2,343,655</u>	<u>2,353,713</u>	<u>10,058</u>
Expenditures				
Current				
General government				
Other	81,000	1,240,100	1,093,713	146,387
Debt service				
Principal	7,518,300	7,518,300	7,510,248	8,052
Interest and fiscal charges	546,400	546,400	684,271	(137,871)
Total expenditures	<u>8,145,700</u>	<u>9,304,800</u>	<u>9,288,232</u>	<u>16,568</u>
Excess (deficiency) of revenues over expenditures	<u>(6,813,545)</u>	<u>(6,961,145)</u>	<u>(6,934,519)</u>	<u>26,626</u>
Other financing sources				
Transfers-in	0	0	500,000	500,000
Bond proceeds	6,500,000	6,305,000	6,305,000	0
Premium on debt issue	15,000	401,100	392,626	(8,474)
Total other financing sources	<u>6,515,000</u>	<u>6,706,100</u>	<u>7,197,626</u>	<u>491,526</u>
Excess (deficiency) of revenues over expenditures and other financing sources (uses)	<u>(298,545)</u>	<u>(255,045)</u>	<u>263,107</u>	<u>518,152</u>
Fund balances, beginning of year	<u>736,258</u>	<u>736,258</u>	<u>736,258</u>	<u>0</u>
Fund balances, end of year	<u>\$437,713</u>	<u>\$481,213</u>	<u>\$999,365</u>	<u>\$518,152</u>

CITY OF NORTH RIDGEVILLE, OHIO
SCHEDULE OF REVENUES, EXPENDITURES AND
CHANGES IN FUND BALANCES – BUDGET (NON-GAAP BUDGETARY BASIS) AND ACTUAL
FOR THE YEAR ENDED DECEMBER 31, 2019

	Center Ridge Road Construction Fund			Variance with Final Budget Positive (Negative)
	Budget Amounts		Actual	
	Original	Final		
Revenues				
Interest	\$10,000	\$20,000	\$33,787	\$13,787
Total revenues	<u>10,000</u>	<u>20,000</u>	<u>33,787</u>	<u>13,787</u>
Expenditures				
Other	992,050	992,050	12,050	980,000
Total expenditures	<u>992,050</u>	<u>992,050</u>	<u>12,050</u>	<u>980,000</u>
Excess (deficiency) of revenues over expenditures	<u>(982,050)</u>	<u>(972,050)</u>	<u>21,737</u>	<u>993,787</u>
Other financing sources (uses)				
Transfers-in	0	500,000	500,000	0
Total other financing sources (uses)	<u>0</u>	<u>500,000</u>	<u>500,000</u>	<u>0</u>
Excess (deficiency) of revenues over expenditures and other financing sources (uses)	<u>(982,050)</u>	<u>(472,050)</u>	<u>521,737</u>	<u>993,787</u>
Prior year encumbrances	12,050	12,050	12,050	0
Fund balances, beginning of year	<u>972,193</u>	<u>972,193</u>	<u>972,193</u>	<u>0</u>
Fund balances, end of year	<u>\$2,193</u>	<u>\$512,193</u>	<u>\$1,505,980</u>	<u>\$993,787</u>

CITY OF NORTH RIDGEVILLE, OHIO
SCHEDULE OF REVENUES, EXPENDITURES AND
CHANGES IN FUND BALANCES – BUDGET (NON-GAAP BUDGETARY BASIS) AND ACTUAL
FOR THE YEAR ENDED DECEMBER 31, 2019

	Payroll and Benefits Reserve Fund			Variance with Final Budget Positive (Negative)
	Budget Amounts		Actual	
	Original	Final		
Revenues				
Interest	\$5,000	\$5,000	\$12,430	\$7,430
Total revenues	<u>5,000</u>	<u>5,000</u>	<u>12,430</u>	<u>7,430</u>
Expenditures				
Current				
General government				
Personal services	200,000	355,000	315,838	39,162
Total expenditures	<u>200,000</u>	<u>355,000</u>	<u>315,838</u>	<u>39,162</u>
Excess (deficiency) of revenues over expenditures	<u>(195,000)</u>	<u>(350,000)</u>	<u>(303,408)</u>	<u>46,592</u>
Other financing sources				
Transfers-in	200,000	200,000	200,000	0
Total other financing sources	<u>200,000</u>	<u>200,000</u>	<u>200,000</u>	<u>0</u>
Excess (deficiency) of revenues over expenditures and other financing sources (uses)	5,000	(150,000)	(103,408)	46,592
Fund balances, beginning of year	<u>508,659</u>	<u>508,659</u>	<u>508,659</u>	<u>0</u>
Fund balances, end of year	<u>\$513,659</u>	<u>\$358,659</u>	<u>\$405,251</u>	<u>\$46,592</u>

CITY OF NORTH RIDGEVILLE, OHIO
SCHEDULE OF REVENUES, EXPENDITURES AND
CHANGES IN FUND BALANCES – BUDGET (NON-GAAP BUDGETARY BASIS) AND ACTUAL
FOR THE YEAR ENDED DECEMBER 31, 2019

	Street Construction, Maintenance and Repair Fund (SCMR)			Variance with Final Budget Positive (Negative)
	Budget Amounts		Actual	
	Original	Final		
Revenues				
Intergovernmental revenue	\$1,305,000	\$1,525,000	\$1,621,270	\$96,270
Charges for services	25,000	25,000	9,115	(15,885)
Interest	3,000	3,000	3,919	919
Miscellaneous	25,000	25,000	36,941	11,941
Total revenues	<u>1,358,000</u>	<u>1,578,000</u>	<u>1,671,245</u>	<u>93,245</u>
Expenditures				
Current				
Streets				
Transportation				
Personal services	512,000	512,000	490,422	21,578
Other	1,109,480	1,179,480	1,129,908	49,572
Total expenditures	<u>1,621,480</u>	<u>1,691,480</u>	<u>1,620,330</u>	<u>71,150</u>
Excess (deficiency) of revenues over expenditures	(263,480)	(113,480)	50,915	164,395
Other financing sources				
Transfers-in	100,000	100,000	100,000	0
Total other financing sources	<u>100,000</u>	<u>100,000</u>	<u>100,000</u>	<u>0</u>
Excess (deficiency) of revenues over expenditures and other financing sources (uses)	(163,480)	(13,480)	150,915	164,395
Prior year encumbrances	133,180	133,180	133,180	0
Fund balances, beginning of year	<u>70,095</u>	<u>70,095</u>	<u>70,095</u>	<u>0</u>
Fund balances, end of year	<u><u>\$39,795</u></u>	<u><u>\$189,795</u></u>	<u><u>\$354,190</u></u>	<u><u>\$164,395</u></u>

CITY OF NORTH RIDGEVILLE, OHIO
SCHEDULE OF REVENUES, EXPENDITURES AND
CHANGES IN FUND BALANCES – BUDGET (NON-GAAP BUDGETARY BASIS) AND ACTUAL
FOR THE YEAR ENDED DECEMBER 31, 2019

	State Highway Fund			Variance with Final Budget Positive (Negative)
	Budget Amounts		Actual	
	Original	Final		
Revenues				
Intergovernmental revenue	\$104,000	\$119,000	\$131,454	\$12,454
Interest	400	400	717	317
Total revenues	<u>104,400</u>	<u>119,400</u>	<u>132,171</u>	<u>12,771</u>
Expenditures				
Current				
Transportation				
Other	150,000	150,000	145,885	4,115
Total expenditures	<u>150,000</u>	<u>150,000</u>	<u>145,885</u>	<u>4,115</u>
Excess (deficiency) of revenues over expenditures	(45,600)	(30,600)	(13,714)	16,886
Prior year encumbrances	0	0	0	0
Fund balances, beginning of year	<u>72,618</u>	<u>72,618</u>	<u>72,618</u>	<u>0</u>
Fund balances, end of year	<u>\$27,018</u>	<u>\$42,018</u>	<u>\$58,904</u>	<u>\$16,886</u>

CITY OF NORTH RIDGEVILLE, OHIO
SCHEDULE OF REVENUES, EXPENDITURES AND
CHANGES IN FUND BALANCES – BUDGET (NON-GAAP BUDGETARY BASIS) AND ACTUAL
FOR THE YEAR ENDED DECEMBER 31, 2019

	Motor Vehicle License Tax Fund			Variance with Final Budget Positive (Negative)
	Budget Amounts		Actual	
	Original	Final		
Revenues				
Intergovernmental revenue	\$530,000	\$530,000	\$532,001	\$2,001
Interest	1,000	1,000	2,417	1,417
Miscellaneous	3,000	3,000	3,851	851
Total revenues	<u>534,000</u>	<u>534,000</u>	<u>538,269</u>	<u>4,269</u>
Expenditures				
Current				
Transportation				
Personal services	313,300	313,300	297,005	16,295
Other	193,175	193,175	169,639	23,536
Total expenditures	<u>506,475</u>	<u>506,475</u>	<u>466,644</u>	<u>39,831</u>
Excess (deficiency) of revenues over expenditures	27,525	27,525	71,625	44,100
Prior year encumbrances	5,775	5,775	5,775	0
Fund balances, beginning of year	<u>20,620</u>	<u>20,620</u>	<u>20,620</u>	<u>0</u>
Fund balances, end of year	<u><u>\$53,920</u></u>	<u><u>\$53,920</u></u>	<u><u>\$98,020</u></u>	<u><u>\$44,100</u></u>

CITY OF NORTH RIDGEVILLE, OHIO
SCHEDULE OF REVENUES, EXPENDITURES AND
CHANGES IN FUND BALANCES – BUDGET (NON-GAAP BUDGETARY BASIS) AND ACTUAL
FOR THE YEAR ENDED DECEMBER 31, 2019

	Street Levy Fund			Variance with Final Budget Positive (Negative)
	Budget Amounts		Actual	
	Original	Final		
Revenues				
Property and other local taxes	\$1,293,391	\$1,293,391	\$1,279,613	(\$13,778)
Intergovernmental revenue	188,500	188,500	189,714	1,214
Interest	10,000	20,000	30,896	10,896
Miscellaneous	1,000	251,000	261,724	10,724
Total revenues	<u>1,492,891</u>	<u>1,752,891</u>	<u>1,761,947</u>	<u>9,056</u>
Expenditures				
Current				
Transportation				
Other	1,841,262	2,237,112	1,649,623	587,489
Debt service				
Principal	85,400	89,550	89,532	18
Interest and fiscal charges	25,300	25,300	25,118	182
Total expenditures	<u>1,951,962</u>	<u>2,351,962</u>	<u>1,764,273</u>	<u>587,689</u>
Excess (deficiency) of revenues over expenditures	(459,071)	(599,071)	(2,326)	596,745
Prior year encumbrances	162,262	162,262	162,262	0
Fund balances, beginning of year	<u>627,355</u>	<u>627,355</u>	<u>627,355</u>	<u>0</u>
Fund balances, end of year	<u>\$330,546</u>	<u>\$190,546</u>	<u>\$787,291</u>	<u>\$596,745</u>

CITY OF NORTH RIDGEVILLE, OHIO
SCHEDULE OF REVENUES, EXPENDITURES AND
CHANGES IN FUND BALANCES – BUDGET (NON-GAAP BUDGETARY BASIS) AND ACTUAL
FOR THE YEAR ENDED DECEMBER 31, 2019

	Surface Drainage Fund			Variance with Final Budget Positive (Negative)
	Budget Amounts		Actual	
	Original	Final		
Revenues				
Interest	\$0	\$0	\$151	\$151
Miscellaneous	126,000	36,055	37,004	949
Total revenues	<u>126,000</u>	<u>36,055</u>	<u>37,155</u>	<u>1,100</u>
Expenditures				
Current				
Transportation				
Other	5,555	6,552	6,450	102
Total expenditures	<u>5,555</u>	<u>6,552</u>	<u>6,450</u>	<u>102</u>
Excess (deficiency) of revenues over expenditures	<u>120,445</u>	<u>29,503</u>	<u>30,705</u>	<u>1,202</u>
Other financing (uses)				
Transfers-out	0	(106,832)	(106,832)	0
Total other financing (uses)	<u>0</u>	<u>(106,832)</u>	<u>(106,832)</u>	<u>0</u>
Excess (deficiency) of revenues over expenditures and other financing sources (uses)	120,445	(77,329)	(76,127)	1,202
Prior year encumbrances	5,555	5,555	5,555	0
Fund balances, beginning of year	<u>71,775</u>	<u>71,775</u>	<u>71,775</u>	<u>0</u>
Fund balances, end of year	<u>\$197,775</u>	<u>\$1</u>	<u>\$1,203</u>	<u>\$1,202</u>

CITY OF NORTH RIDGEVILLE, OHIO
SCHEDULE OF REVENUES, EXPENDITURES AND
CHANGES IN FUND BALANCES – BUDGET (NON-GAAP BUDGETARY BASIS) AND ACTUAL
FOR THE YEAR ENDED DECEMBER 31, 2019

	Police Levy Fund			Variance with Final Budget Positive (Negative)
	Budget Amounts		Actual	
	Original	Final		
Revenues				
Property and other local taxes	\$1,327,490	\$1,327,490	\$1,313,287	(\$14,203)
Intergovernmental revenue	193,400	193,400	194,707	1,307
Interest	1,000	5,000	13,412	8,412
Total revenues	<u>1,521,890</u>	<u>1,525,890</u>	<u>1,521,406</u>	<u>(4,484)</u>
Expenditures				
Current				
Security of persons and property				
Personal services	1,248,800	1,248,800	1,215,488	33,312
Other	284,900	284,900	254,242	30,658
Total expenditures	<u>1,533,700</u>	<u>1,533,700</u>	<u>1,469,730</u>	<u>63,970</u>
Excess (deficiency) of revenues over expenditures	(11,810)	(7,810)	51,676	59,486
Fund balances, beginning of year	<u>361,857</u>	<u>361,857</u>	<u>361,857</u>	<u>0</u>
Fund balances, end of year	<u>\$350,047</u>	<u>\$354,047</u>	<u>\$413,533</u>	<u>\$59,486</u>

CITY OF NORTH RIDGEVILLE, OHIO
SCHEDULE OF REVENUES, EXPENDITURES AND
CHANGES IN FUND BALANCES – BUDGET (NON-GAAP BUDGETARY BASIS) AND ACTUAL
FOR THE YEAR ENDED DECEMBER 31, 2019

	Police Pension Fund			Variance with Final Budget Positive (Negative)
	Budget Amounts		Actual	
	Original	Final		
Revenues				
Property and other local taxes	\$218,450	\$236,450	\$236,821	\$371
Intergovernmental revenue	31,800	35,800	35,520	(280)
Interest	1,000	1,000	2,189	1,189
Total revenues	<u>251,250</u>	<u>273,250</u>	<u>274,530</u>	<u>1,280</u>
Expenditures				
Current				
Security of persons and property				
Other	260,000	282,000	277,394	4,606
Total expenditures	<u>260,000</u>	<u>282,000</u>	<u>277,394</u>	<u>4,606</u>
Excess (deficiency) of revenues over expenditures	(8,750)	(8,750)	(2,864)	5,886
Fund balances, beginning of year	<u>30,252</u>	<u>30,252</u>	<u>30,252</u>	<u>0</u>
Fund balances, end of year	<u>\$21,502</u>	<u>\$21,502</u>	<u>\$27,388</u>	<u>\$5,886</u>

CITY OF NORTH RIDGEVILLE, OHIO
SCHEDULE OF REVENUES, EXPENDITURES AND
CHANGES IN FUND BALANCES – BUDGET (NON-GAAP BUDGETARY BASIS) AND ACTUAL
FOR THE YEAR ENDED DECEMBER 31, 2019

	Safetyville Fund			Variance with Final Budget Positive (Negative)
	Budget Amounts		Actual	
	Original	Final		
Revenues				
Charges for services	\$0	\$5,400	\$6,205	\$805
Interest	0	0	164	164
Miscellaneous	0	9,600	9,878	278
Total revenues	<u>0</u>	<u>15,000</u>	<u>16,247</u>	<u>1,247</u>
Expenditures				
Current				
Security of persons and property				
Other	0	9,000	8,860	140
Total expenditures	<u>0</u>	<u>9,000</u>	<u>8,860</u>	<u>140</u>
Excess (deficiency) of revenues over expenditures	0	6,000	7,387	1,387
Fund balances, beginning of year	<u>0</u>	<u>0</u>	<u>0</u>	<u>0</u>
Fund balances, end of year	<u>\$0</u>	<u>\$6,000</u>	<u>\$7,387</u>	<u>\$1,387</u>

CITY OF NORTH RIDGEVILLE, OHIO
SCHEDULE OF REVENUES, EXPENDITURES AND
CHANGES IN FUND BALANCES – BUDGET (NON-GAAP BUDGETARY BASIS) AND ACTUAL
FOR THE YEAR ENDED DECEMBER 31, 2019

	Law Enforcement Fund			Variance with Final Budget Positive (Negative)
	Budget Amounts		Actual	
	Original	Final		
Revenues				
Interest	\$0	\$0	\$954	\$954
Fines, licenses, and permits	0	45,000	42,328	(2,672)
Miscellaneous	4,000	4,000	0	(4,000)
Total revenues	<u>4,000</u>	<u>49,000</u>	<u>43,282</u>	<u>(5,718)</u>
Expenditures				
Current				
Security of persons and property				
Other	22,177	22,177	13,913	8,264
Total expenditures	<u>22,177</u>	<u>22,177</u>	<u>13,913</u>	<u>8,264</u>
Excess (deficiency) of revenues over expenditures	(18,177)	26,823	29,369	2,546
Prior year encumbrances	2,177	2,177	2,177	0
Fund balances, beginning of year	<u>17,403</u>	<u>17,403</u>	<u>17,403</u>	<u>0</u>
Fund balances, end of year	<u>\$1,403</u>	<u>\$46,403</u>	<u>\$48,949</u>	<u>\$2,546</u>

CITY OF NORTH RIDGEVILLE, OHIO
SCHEDULE OF REVENUES, EXPENDITURES AND
CHANGES IN FUND BALANCES – BUDGET (NON-GAAP BUDGETARY BASIS) AND ACTUAL
FOR THE YEAR ENDED DECEMBER 31, 2019

	Local Law Enforcement Assistance Fund			Variance with Final Budget Positive (Negative)
	Budget Amounts		Actual	
	Original	Final		
Revenues				
Interest	\$0	\$0	\$519	\$519
Miscellaneous	3,000	3,000	0	(3,000)
Total revenues	<u>3,000</u>	<u>3,000</u>	<u>519</u>	<u>(2,481)</u>
Expenditures				
Current				
Security of persons and property				
Other	21,000	21,000	0	21,000
Total expenditures	<u>21,000</u>	<u>21,000</u>	<u>0</u>	<u>21,000</u>
Excess (deficiency) of revenues over expenditures	(18,000)	(18,000)	519	18,519
Fund balances, beginning of year	<u>20,660</u>	<u>20,660</u>	<u>20,660</u>	<u>0</u>
Fund balances, end of year	<u>\$2,660</u>	<u>\$2,660</u>	<u>\$21,179</u>	<u>\$18,519</u>

CITY OF NORTH RIDGEVILLE, OHIO
SCHEDULE OF REVENUES, EXPENDITURES AND
CHANGES IN FUND BALANCES – BUDGET (NON-GAAP BUDGETARY BASIS) AND ACTUAL
FOR THE YEAR ENDED DECEMBER 31, 2019

	Drug Law Enforcement Fund			Variance with Final Budget Positive (Negative)
	Budget Amounts		Actual	
	Original	Final		
Revenues				
Fines, licenses, and permits	\$1,000	\$1,000	\$879	(\$121)
Total revenues	<u>1,000</u>	<u>1,000</u>	<u>879</u>	<u>(121)</u>
Expenditures				
Current				
Security of persons and property				
Other	1,500	1,500	1,000	500
Total expenditures	<u>1,500</u>	<u>1,500</u>	<u>1,000</u>	<u>500</u>
Excess (deficiency) of revenues over expenditures	(500)	(500)	(121)	379
Fund balances, beginning of year	<u>2,070</u>	<u>2,070</u>	<u>2,070</u>	<u>0</u>
Fund balances, end of year	<u>\$1,570</u>	<u>\$1,570</u>	<u>\$1,949</u>	<u>\$379</u>

CITY OF NORTH RIDGEVILLE, OHIO
SCHEDULE OF REVENUES, EXPENDITURES AND
CHANGES IN FUND BALANCES – BUDGET (NON-GAAP BUDGETARY BASIS) AND ACTUAL
FOR THE YEAR ENDED DECEMBER 31, 2019

	DUI Enforcement and Education Fund			Variance with Final Budget Positive (Negative)
	Budget Amounts		Actual	
	Original	Final		
Revenues				
Fines, licenses, and permits	\$9,000	\$9,000	\$2,492	(\$6,508)
Interest	0	0	56	56
Total revenues	<u>9,000</u>	<u>9,000</u>	<u>2,548</u>	<u>(6,452)</u>
Expenditures				
Current				
Security of persons and property				
Other	19,428	18,428	11,454	6,974
Total expenditures	<u>19,428</u>	<u>18,428</u>	<u>11,454</u>	<u>6,974</u>
Excess (deficiency) of revenues over expenditures	(10,428)	(9,428)	(8,906)	522
Prior year encumbrances	1,428	1,428	1,428	0
Fund balances, beginning of year	<u>8,090</u>	<u>8,090</u>	<u>8,090</u>	<u>0</u>
Fund balances, end of year	<u>(\$910)</u>	<u>\$90</u>	<u>\$612</u>	<u>\$522</u>

CITY OF NORTH RIDGEVILLE, OHIO
SCHEDULE OF REVENUES, EXPENDITURES AND
CHANGES IN FUND BALANCES – BUDGET (NON-GAAP BUDGETARY BASIS) AND ACTUAL
FOR THE YEAR ENDED DECEMBER 31, 2019

Clerk of Courts Computer Service Fund				Variance with Final Budget Positive (Negative)
	Budget Amounts		Actual	
	Original	Final		
Revenues				
Fines, licenses, and permits	\$30,000	\$30,000	\$34,441	\$4,441
Interest	1,000	1,000	6,297	5,297
Total revenues	<u>31,000</u>	<u>31,000</u>	<u>40,738</u>	<u>9,738</u>
Expenditures				
Current				
Security of persons and property				
Other	34,859	34,859	17,333	17,526
Total expenditures	<u>34,859</u>	<u>34,859</u>	<u>17,333</u>	<u>17,526</u>
Excess (deficiency) of revenues over expenditures	(3,859)	(3,859)	23,405	27,264
Prior year encumbrances	859	859	859	0
Fund balances, beginning of year	<u>235,730</u>	<u>235,730</u>	<u>235,730</u>	<u>0</u>
Fund balances, end of year	<u>\$232,730</u>	<u>\$232,730</u>	<u>\$259,994</u>	<u>\$27,264</u>

CITY OF NORTH RIDGEVILLE, OHIO
SCHEDULE OF REVENUES, EXPENDITURES AND
CHANGES IN FUND BALANCES – BUDGET (NON-GAAP BUDGETARY BASIS) AND ACTUAL
FOR THE YEAR ENDED DECEMBER 31, 2019

	Court Computerization Fund			Variance with Final Budget Positive (Negative)
	Budget Amounts		Actual	
	Original	Final		
Revenues				
Fines, licenses, and permits	\$11,000	\$11,000	\$10,339	(\$661)
Interest	1,000	1,000	2,281	1,281
Total revenues	<u>12,000</u>	<u>12,000</u>	<u>12,620</u>	<u>620</u>
Expenditures				
Current				
Security of persons and property				
Other	20,000	82,500	75,919	6,581
Total expenditures	<u>20,000</u>	<u>82,500</u>	<u>75,919</u>	<u>6,581</u>
Excess (deficiency) of revenues over expenditures	(8,000)	(70,500)	(63,299)	7,201
Fund balances, beginning of year	<u>112,263</u>	<u>112,263</u>	<u>112,263</u>	<u>0</u>
Fund balances, end of year	<u>\$104,263</u>	<u>\$41,763</u>	<u>\$48,964</u>	<u>\$7,201</u>

CITY OF NORTH RIDGEVILLE, OHIO
SCHEDULE OF REVENUES, EXPENDITURES AND
CHANGES IN FUND BALANCES – BUDGET (NON-GAAP BUDGETARY BASIS) AND ACTUAL
FOR THE YEAR ENDED DECEMBER 31, 2019

	Fire Levy Fund			Variance with Final Budget Positive (Negative)
	Budget Amounts		Actual	
	Original	Final		
Revenues				
Property and other local taxes	\$1,293,391	\$1,293,391	\$1,279,613	(\$13,778)
Intergovernmental revenue	188,500	188,500	189,714	1,214
Interest	2,000	5,000	13,177	8,177
Miscellaneous	5,000	37,000	46,183	9,183
Total revenues	<u>1,488,891</u>	<u>1,523,891</u>	<u>1,528,687</u>	<u>4,796</u>
Expenditures				
Current				
Security of persons and property				
Personal services	979,600	989,600	989,380	220
Other	525,500	554,500	503,643	50,857
Total expenditures	<u>1,505,100</u>	<u>1,544,100</u>	<u>1,493,023</u>	<u>51,077</u>
Excess (deficiency) of revenues over expenditures	(16,209)	(20,209)	35,664	55,873
Fund balances, beginning of year	<u>417,363</u>	<u>417,363</u>	<u>417,363</u>	<u>0</u>
Fund balances, end of year	<u>\$401,154</u>	<u>\$397,154</u>	<u>\$453,027</u>	<u>\$55,873</u>

CITY OF NORTH RIDGEVILLE, OHIO
SCHEDULE OF REVENUES, EXPENDITURES AND
CHANGES IN FUND BALANCES – BUDGET (NON-GAAP BUDGETARY BASIS) AND ACTUAL
FOR THE YEAR ENDED DECEMBER 31, 2019

	Fire Pension Fund			Variance with Final Budget Positive (Negative)
	Budget Amounts		Actual	
	Original	Final		
Revenues				
Property and other local taxes	\$218,450	\$244,450	\$236,821	(\$7,629)
Intergovernmental revenue	31,800	27,800	35,520	7,720
Interest	1,000	1,000	2,393	1,393
Total revenues	<u>251,250</u>	<u>273,250</u>	<u>274,734</u>	<u>1,484</u>
Expenditures				
Current				
Security of persons and property				
Other	254,000	276,000	275,995	5
Total expenditures	<u>254,000</u>	<u>276,000</u>	<u>275,995</u>	<u>5</u>
Excess (deficiency) of revenues over expenditures	(2,750)	(2,750)	(1,261)	1,489
Fund balances, beginning of year	<u>24,016</u>	<u>24,016</u>	<u>24,016</u>	<u>0</u>
Fund balances, end of year	<u>\$21,266</u>	<u>\$21,266</u>	<u>\$22,755</u>	<u>\$1,489</u>

CITY OF NORTH RIDGEVILLE, OHIO
SCHEDULE OF REVENUES, EXPENDITURES AND
CHANGES IN FUND BALANCES – BUDGET (NON-GAAP BUDGETARY BASIS) AND ACTUAL
FOR THE YEAR ENDED DECEMBER 31, 2019

	FEMA Safer Fund			Variance w ith Final Budget Positive (Negative)
	Budget Amounts		Actual	
	Original	Final		
Revenues				
Intergovernmental revenue	\$0	\$28,000	\$0	(\$28,000)
Total revenues	<u>0</u>	<u>28,000</u>	<u>0</u>	<u>(28,000)</u>
Expenditures				
Current				
Security of persons and property				
Personal services	0	28,000	0	28,000
Total expenditures	<u>0</u>	<u>28,000</u>	<u>0</u>	<u>28,000</u>
Excess (deficiency) of revenues over expenditures	0	0	0	0
Other financing sources sources				
Transfers-in	0	0	21,000	21,000
Total other financing sources sources	<u>0</u>	<u>0</u>	<u>21,000</u>	<u>21,000</u>
Excess (deficiency) of revenues over expenditures and other financing sources (uses)	0	0	21,000	21,000
Prior year encumbrances	0	0	0	0
Fund balances, beginning of year	<u>0</u>	<u>0</u>	<u>0</u>	<u>0</u>
Fund balances, end of year	<u>\$0</u>	<u>\$0</u>	<u>\$21,000</u>	<u>\$21,000</u>

CITY OF NORTH RIDGEVILLE, OHIO
SCHEDULE OF REVENUES, EXPENDITURES AND
CHANGES IN FUND BALANCES – BUDGET (NON-GAAP BUDGETARY BASIS) AND ACTUAL
FOR THE YEAR ENDED DECEMBER 31, 2019

	Paramedic Levy Fund			Variance with Final Budget Positive (Negative)
	Budget Amounts		Actual	
	Original	Final		
Revenues				
Property and other local taxes	\$1,191,400	\$1,191,400	\$1,178,591	(\$12,809)
Intergovernmental revenue	173,500	173,500	174,737	1,237
Interest	2,000	2,000	12,612	10,612
Miscellaneous	1,000	10,000	17,666	7,666
Total revenues	<u>1,367,900</u>	<u>1,376,900</u>	<u>1,383,606</u>	<u>6,706</u>
Expenditures				
Current				
Security of persons and property				
Personal services	870,400	880,400	880,928	(528)
Other	531,671	531,671	469,461	62,210
Total expenditures	<u>1,402,071</u>	<u>1,412,071</u>	<u>1,350,389</u>	<u>61,682</u>
Excess (deficiency) of revenues over expenditures	(34,171)	(35,171)	33,217	68,388
Other financing (uses)				
Transfers-out	0	(83,000)	0	83,000
Total other financing (uses)	<u>0</u>	<u>(83,000)</u>	<u>0</u>	<u>83,000</u>
Excess (deficiency) of revenues over expenditures and other financing sources (uses)	(34,171)	(118,171)	33,217	151,388
Prior year encumbrances	1,871	1,871	1,871	0
Fund balances, beginning of year	<u>373,691</u>	<u>373,691</u>	<u>373,691</u>	<u>0</u>
Fund balances, end of year	<u>\$341,391</u>	<u>\$257,391</u>	<u>\$408,779</u>	<u>\$151,388</u>

CITY OF NORTH RIDGEVILLE, OHIO
SCHEDULE OF REVENUES, EXPENDITURES AND
CHANGES IN FUND BALANCES – BUDGET (NON-GAAP BUDGETARY BASIS) AND ACTUAL
FOR THE YEAR ENDED DECEMBER 31, 2019

	Ambulance Fund			Variance with Final Budget Positive (Negative)
	Budget Amounts		Actual	
	Original	Final		
Revenues				
Charges for services	\$800,000	\$800,000	\$767,935	(\$32,065)
Interest	3,000	3,000	11,530	8,530
Miscellaneous	3,000	3,000	4,382	1,382
Total revenues	<u>806,000</u>	<u>806,000</u>	<u>783,847</u>	<u>(22,153)</u>
Expenditures				
Current				
Security of persons and property				
Personal services	253,500	253,500	243,313	10,187
Other	777,176	777,176	763,900	13,276
Total expenditures	<u>1,030,676</u>	<u>1,030,676</u>	<u>1,007,213</u>	<u>23,463</u>
Excess (deficiency) of revenues over expenditures	(224,676)	(224,676)	(223,366)	1,310
Other financing sources (uses)				
Transfers-in	250,000	250,000	250,000	0
Transfers-out	(250,000)	(250,000)	(250,000)	0
Total other financing sources (uses)	<u>0</u>	<u>0</u>	<u>0</u>	<u>0</u>
Excess (deficiency) of revenues over expenditures and other financing sources (uses)	(224,676)	(224,676)	(223,366)	1,310
Prior year encumbrances	111,676	111,676	111,676	0
Fund balances, beginning of year	<u>297,464</u>	<u>297,464</u>	<u>297,464</u>	<u>0</u>
Fund balances, end of year	<u>\$184,464</u>	<u>\$184,464</u>	<u>\$185,774</u>	<u>\$1,310</u>

CITY OF NORTH RIDGEVILLE, OHIO
SCHEDULE OF REVENUES, EXPENDITURES AND
CHANGES IN FUND BALANCES – BUDGET (NON-GAAP BUDGETARY BASIS) AND ACTUAL
FOR THE YEAR ENDED DECEMBER 31, 2019

	State and Other Grants			Variance with Final Budget Positive (Negative)
	Budget Amounts		Actual	
	Original	Final		
Revenues				
Intergovernmental revenue	\$0	\$0	\$53,530	\$53,530
Total revenues	<u>0</u>	<u>0</u>	<u>53,530</u>	<u>53,530</u>
Expenditures				
Current				
General government				
Other	35,261	87,483	77,565	9,918
Total expenditures	<u>35,261</u>	<u>87,483</u>	<u>77,565</u>	<u>9,918</u>
Excess (deficiency) of revenues over expenditures	(35,261)	(87,483)	(24,035)	63,448
Prior year encumbrances	35,261	35,261	35,261	0
Fund balances, beginning of year	<u>94,034</u>	<u>94,034</u>	<u>94,034</u>	<u>0</u>
Fund balances, end of year	<u><u>\$94,034</u></u>	<u><u>\$41,812</u></u>	<u><u>\$105,260</u></u>	<u><u>\$63,448</u></u>

CITY OF NORTH RIDGEVILLE, OHIO
SCHEDULE OF REVENUES, EXPENDITURES AND
CHANGES IN FUND BALANCES – BUDGET (NON-GAAP BUDGETARY BASIS) AND ACTUAL
FOR THE YEAR ENDED DECEMBER 31, 2019

	Federal Grants Fund			Variance with Final Budget Positive (Negative)
	Budget Amounts		Actual	
	Original	Final		
Revenues				
Intergovernmental revenue	\$15,000	\$15,000	\$12,251	(\$2,749)
Total revenues	<u>15,000</u>	<u>15,000</u>	<u>12,251</u>	<u>(2,749)</u>
Expenditures				
Current				
General government				
Other	0	1,000	257	743
Total expenditures	<u>0</u>	<u>1,000</u>	<u>257</u>	<u>743</u>
Excess (deficiency) of revenues over expenditures	15,000	14,000	11,994	(2,006)
Prior year encumbrances	0	0	0	0
Fund balances, beginning of year	<u>118,887</u>	<u>118,887</u>	<u>118,887</u>	<u>0</u>
Fund balances, end of year	<u>\$133,887</u>	<u>\$132,887</u>	<u>\$130,881</u>	<u>(\$2,006)</u>

CITY OF NORTH RIDGEVILLE, OHIO
SCHEDULE OF REVENUES, EXPENDITURES AND
CHANGES IN FUND BALANCES – BUDGET (NON-GAAP BUDGETARY BASIS) AND ACTUAL
FOR THE YEAR ENDED DECEMBER 31, 2019

	Cemetery Fund			Variance with Final Budget Positive (Negative)
	Budget Amounts		Actual	
	Original	Final		
Revenues				
Charges for services	\$23,000	\$23,000	\$24,825	\$1,825
Interest	2,000	2,000	7,370	5,370
Miscellaneous	0	0	175	175
Total revenues	<u>25,000</u>	<u>25,000</u>	<u>32,370</u>	<u>7,370</u>
Expenditures				
Current				
Public health and welfare				
Other	31,531	31,531	19,136	12,395
Total expenditures	<u>31,531</u>	<u>31,531</u>	<u>19,136</u>	<u>12,395</u>
Excess (deficiency) of revenues over expenditures	(6,531)	(6,531)	13,234	19,765
Prior year encumbrances	831	831	831	0
Fund balances, beginning of year	<u>283,508</u>	<u>283,508</u>	<u>283,508</u>	<u>0</u>
Fund balances, end of year	<u><u>\$277,808</u></u>	<u><u>\$277,808</u></u>	<u><u>\$297,573</u></u>	<u><u>\$19,765</u></u>

CITY OF NORTH RIDGEVILLE, OHIO
SCHEDULE OF REVENUES, EXPENDITURES AND
CHANGES IN FUND BALANCES – BUDGET (NON-GAAP BUDGETARY BASIS) AND ACTUAL
FOR THE YEAR ENDED DECEMBER 31, 2019

	Park and Recreation Fund			Variance with Final Budget Positive (Negative)
	Budget Amounts		Actual	
	Original	Final		
Revenues				
Charges for services	\$221,000	\$221,000	\$251,604	\$30,604
Intergovernmental revenue	0	0	500	500
Interest	2,000	2,000	7,024	5,024
Miscellaneous	1,000	1,000	436	(564)
Total revenues	<u>224,000</u>	<u>224,000</u>	<u>259,564</u>	<u>35,564</u>
Expenditures				
Current				
Leisure time activities				
Personal services	45,600	52,300	48,543	3,757
Other	249,625	250,625	229,822	20,803
Total expenditures	<u>295,225</u>	<u>302,925</u>	<u>278,365</u>	<u>24,560</u>
Excess (deficiency) of revenues over expenditures	(71,225)	(78,925)	(18,801)	60,124
Prior year encumbrances	9,125	9,125	9,125	0
Fund balances, beginning of year	<u>268,983</u>	<u>268,983</u>	<u>268,983</u>	<u>0</u>
Fund balances, end of year	<u>\$206,883</u>	<u>\$199,183</u>	<u>\$259,307</u>	<u>\$60,124</u>

CITY OF NORTH RIDGEVILLE, OHIO
SCHEDULE OF REVENUES, EXPENDITURES AND
CHANGES IN FUND BALANCES – BUDGET (NON-GAAP BUDGETARY BASIS) AND ACTUAL
FOR THE YEAR ENDED DECEMBER 31, 2019

Park and Recreation Improvement Fund				Variance with Final Budget Positive (Negative)
	Budget Amounts		Actual	
	Original	Final		
Revenues				
Fines, licenses, and permits	\$70,000	\$70,000	\$74,250	\$4,250
Interest	2,000	2,000	6,365	4,365
Miscellaneous	10,000	10,000	0	(10,000)
Total revenues	<u>82,000</u>	<u>82,000</u>	<u>80,615</u>	<u>(1,385)</u>
Expenditures				
Current				
Leisure time activities				
Other	213,900	235,400	1,754	233,646
Debt service				
Principal	20,000	20,000	20,000	0
Interest and fiscal charges	1,000	1,000	650	350
Total expenditures	<u>234,900</u>	<u>256,400</u>	<u>22,404</u>	<u>233,996</u>
Excess (deficiency) of revenues over expenditures	(152,900)	(174,400)	58,211	232,611
Prior year encumbrances	0	0	0	0
Fund balances, beginning of year	<u>216,786</u>	<u>216,786</u>	<u>216,786</u>	<u>0</u>
Fund balances, end of year	<u><u>\$63,886</u></u>	<u><u>\$42,386</u></u>	<u><u>\$274,997</u></u>	<u><u>\$232,611</u></u>

CITY OF NORTH RIDGEVILLE, OHIO
SCHEDULE OF REVENUES, EXPENDITURES AND
CHANGES IN FUND BALANCES – BUDGET (NON-GAAP BUDGETARY BASIS) AND ACTUAL
FOR THE YEAR ENDED DECEMBER 31, 2019

Senior Citizens Title III Fund				Variance with Final Budget Positive (Negative)
	Budget Amounts		Actual	
	Original	Final		
Revenues				
Intergovernmental revenue	\$15,000	\$15,000	\$15,283	\$283
Interest	0	0	116	116
Total revenues	<u>15,000</u>	<u>15,000</u>	<u>15,399</u>	<u>399</u>
Expenditures				
Current				
Public health and welfare				
Other	15,000	22,100	16,595	5,505
Total expenditures	<u>15,000</u>	<u>22,100</u>	<u>16,595</u>	<u>5,505</u>
Excess (deficiency) of revenues over expenditures	0	(7,100)	(1,196)	5,904
Fund balances, beginning of year	<u>7,119</u>	<u>7,119</u>	<u>7,119</u>	<u>0</u>
Fund balances, end of year	<u><u>\$7,119</u></u>	<u><u>\$19</u></u>	<u><u>\$5,923</u></u>	<u><u>\$5,904</u></u>

CITY OF NORTH RIDGEVILLE, OHIO
SCHEDULE OF REVENUES, EXPENDITURES AND
CHANGES IN FUND BALANCES – BUDGET (NON-GAAP BUDGETARY BASIS) AND ACTUAL
FOR THE YEAR ENDED DECEMBER 31, 2019

	DUI Task Force Grant Fund			Variance with Final Budget Positive (Negative)
	Budget Amounts		Actual	
	Original	Final		
Revenues				
Intergovernmental revenue	\$225,000	\$225,000	\$198,153	(\$26,847)
Total revenues	<u>225,000</u>	<u>225,000</u>	<u>198,153</u>	<u>(26,847)</u>
Expenditures				
Current				
Public health and welfare				
Other	225,000	225,000	214,927	10,073
Total expenditures	<u>225,000</u>	<u>225,000</u>	<u>214,927</u>	<u>10,073</u>
Excess (deficiency) of revenues over expenditures	0	0	(16,774)	(16,774)
Prior year encumbrances	0	0	0	0
Fund balances, beginning of year	<u>68,477</u>	<u>68,477</u>	<u>68,477</u>	<u>0</u>
Fund balances, end of year	<u>\$68,477</u>	<u>\$68,477</u>	<u>\$51,703</u>	<u>(\$16,774)</u>

CITY OF NORTH RIDGEVILLE, OHIO
SCHEDULE OF REVENUES, EXPENDITURES AND
CHANGES IN FUND BALANCES – BUDGET (NON-GAAP BUDGETARY BASIS) AND ACTUAL
FOR THE YEAR ENDED DECEMBER 31, 2019

	NOPEC Grant Fund			Variance with Final Budget Positive (Negative)
	Budget Amounts		Actual	
	Original	Final		
Revenues				
Intergovernmental revenue	\$58,600	\$171,300	\$116,302	(\$54,998)
Total revenues	<u>58,600</u>	<u>171,300</u>	<u>116,302</u>	<u>(54,998)</u>
Expenditures				
Current				
Public health and welfare				
Other	62,402	175,096	175,096	0
Total expenditures	<u>62,402</u>	<u>175,096</u>	<u>175,096</u>	<u>0</u>
Excess (deficiency) of revenues over expenditures	(3,802)	(3,796)	(58,794)	(54,998)
Prior year encumbrances	62,402	62,402	62,402	0
Fund balances, beginning of year	<u>(58,533)</u>	<u>(58,533)</u>	<u>(58,533)</u>	<u>0</u>
Fund balances, end of year	<u>\$67</u>	<u>\$73</u>	<u>(\$54,925)</u>	<u>(\$54,998)</u>

CITY OF NORTH RIDGEVILLE, OHIO
SCHEDULE OF REVENUES, EXPENDITURES AND
CHANGES IN FUND BALANCES – BUDGET (NON-GAAP BUDGETARY BASIS) AND ACTUAL
FOR THE YEAR ENDED DECEMBER 31, 2019

	Solid Waste Management Fund			Variance with Final Budget Positive (Negative)
	Budget Amounts		Actual	
	Original	Final		
Revenues				
Charges for services	\$3,030,000	\$2,900,000	\$2,989,558	\$89,558
Interest	12,000	17,000	28,208	11,208
Miscellaneous	1,000	1,000	1,360	360
Total revenues	<u>3,043,000</u>	<u>2,918,000</u>	<u>3,019,126</u>	<u>101,126</u>
Expenditures				
Current				
General government				
Personal services	58,600	58,600	47,664	10,936
Other	3,048,876	3,048,876	2,889,434	159,442
Total expenditures	<u>3,107,476</u>	<u>3,107,476</u>	<u>2,937,098</u>	<u>170,378</u>
Prior year encumbrances	12,676	12,676	12,676	0
Fund balances, beginning of year	<u>940,809</u>	<u>940,809</u>	<u>940,809</u>	<u>0</u>
Fund balances, end of year	<u><u>\$889,009</u></u>	<u><u>\$764,009</u></u>	<u><u>\$1,035,513</u></u>	<u><u>\$271,504</u></u>

CITY OF NORTH RIDGEVILLE, OHIO
SCHEDULE OF REVENUES, EXPENDITURES AND
CHANGES IN FUND BALANCES – BUDGET (NON-GAAP BUDGETARY BASIS) AND ACTUAL
FOR THE YEAR ENDED DECEMBER 31, 2019

	Hotel Tax Fund			Variance w Final Budget Positive (Negative)
	Budget Amounts		Actual	
	Original	Final		
Revenues				
Property and other local taxes	\$20,000	\$20,000	\$18,674	(\$1,326)
Interest	0	0	160	160
Total revenues	<u>20,000</u>	<u>20,000</u>	<u>18,834</u>	<u>(1,166)</u>
Expenditures				
Current				
Public health and welfare				
Other	0	20,000	7,842	12,158
Total expenditures	<u>0</u>	<u>20,000</u>	<u>7,842</u>	<u>12,158</u>
Excess (deficiency) of revenues over expenditures	20,000	0	10,992	10,992
Fund balances, beginning of year	<u>0</u>	<u>0</u>	<u>0</u>	<u>0</u>
Fund balances, end of year	<u>\$20,000</u>	<u>\$0</u>	<u>\$10,992</u>	<u>\$10,992</u>

CITY OF NORTH RIDGEVILLE, OHIO
SCHEDULE OF REVENUES, EXPENDITURES AND
CHANGES IN FUND BALANCES – BUDGET (NON-GAAP BUDGETARY BASIS) AND ACTUAL
FOR THE YEAR ENDED DECEMBER 31, 2019

	Special Assessment Bond Retirement Fund			Variance with Final Budget Positive (Negative)
	Budget Amounts		Actual	
	Original	Final		
Revenues				
Special assessments	\$63,000	\$63,000	\$76,408	\$13,408
Interest	1,000	1,000	3,819	2,819
Total revenues	<u>64,000</u>	<u>64,000</u>	<u>80,227</u>	<u>16,227</u>
Expenditures				
Current				
General government				
Other	1,500	3,100	2,216	884
Debt service				
Principal	38,200	38,200	38,130	70
Interest and fiscal charges	28,700	28,700	28,636	64
Total expenditures	<u>68,400</u>	<u>70,000</u>	<u>68,982</u>	<u>1,018</u>
Excess (deficiency) of revenues over expenditures	<u>(4,400)</u>	<u>(6,000)</u>	<u>11,245</u>	<u>17,245</u>
Other financing (uses)				
Advances-out	0	(7,600)	0	7,600
Total other financing (uses)	<u>0</u>	<u>(7,600)</u>	<u>0</u>	<u>7,600</u>
Excess (deficiency) of revenues over expenditures and other financing sources (uses)	(4,400)	(13,600)	11,245	24,845
Fund balances, beginning of year	<u>118,286</u>	<u>118,286</u>	<u>118,286</u>	<u>0</u>
Fund balances, end of year	<u>\$113,886</u>	<u>\$104,686</u>	<u>\$129,531</u>	<u>\$24,845</u>

CITY OF NORTH RIDGEVILLE, OHIO
SCHEDULE OF REVENUES, EXPENDITURES AND
CHANGES IN FUND BALANCES – BUDGET (NON-GAAP BUDGETARY BASIS) AND ACTUAL
FOR THE YEAR ENDED DECEMBER 31, 2019

	Capital Projects Fund			Variance with Final Budget Positive (Negative)
	Budget Amounts		Actual	
	Original	Final		
Revenues				
Municipal income taxes	\$1,200,000	\$1,280,000	\$1,273,280	(\$6,720)
Intergovernmental revenue	20,000	25,000	25,000	0
Interest	25,000	45,000	55,920	10,920
Miscellaneous	45,000	35,000	19,950	(15,050)
Total revenues	<u>1,290,000</u>	<u>1,385,000</u>	<u>1,374,150</u>	<u>(10,850)</u>
Expenditures				
Other	3,346,003	3,322,903	2,518,117	804,786
Total expenditures	<u>3,346,003</u>	<u>3,322,903</u>	<u>2,518,117</u>	<u>804,786</u>
Excess (deficiency) of revenues over expenditures	<u>(2,056,003)</u>	<u>(1,937,903)</u>	<u>(1,143,967)</u>	<u>793,936</u>
Other financing sources				
Note proceeds	450,000	0	0	0
Total other financing sources	<u>450,000</u>	<u>0</u>	<u>0</u>	<u>0</u>
Excess (deficiency) of revenues over expenditures and other financing sources (uses)	<u>(1,606,003)</u>	<u>(1,937,903)</u>	<u>(1,143,967)</u>	<u>793,936</u>
Prior year encumbrances	469,403	469,403	469,403	0
Fund balances, beginning of year	<u>1,678,692</u>	<u>1,678,692</u>	<u>1,678,692</u>	<u>0</u>
Fund balances, end of year	<u>\$542,092</u>	<u>\$210,192</u>	<u>\$1,004,128</u>	<u>\$793,936</u>

CITY OF NORTH RIDGEVILLE, OHIO
SCHEDULE OF REVENUES, EXPENDITURES AND
CHANGES IN FUND BALANCES – BUDGET (NON-GAAP BUDGETARY BASIS) AND ACTUAL
FOR THE YEAR ENDED DECEMBER 31, 2019

	Central Fire Station Fund			Variance with Final Budget Positive (Negative)
	Budget Amounts		Actual	
	Original	Final		
Revenues				
Interest	\$37,500	\$45,000	\$46,660	\$1,660
Total revenues	<u>37,500</u>	<u>45,000</u>	<u>46,660</u>	<u>1,660</u>
Expenditures				
Other	4,248,685	4,248,685	4,090,307	158,378
Total expenditures	<u>4,248,685</u>	<u>4,248,685</u>	<u>4,090,307</u>	<u>158,378</u>
Excess (deficiency) of revenues over expenditures	<u>(4,211,185)</u>	<u>(4,203,685)</u>	<u>(4,043,647)</u>	<u>160,038</u>
Prior year encumbrances	3,248,685	3,248,685	3,248,685	0
Fund balances, beginning of year	<u>962,696</u>	<u>962,696</u>	<u>962,696</u>	<u>0</u>
Fund balances, end of year	<u><u>\$196</u></u>	<u><u>\$7,696</u></u>	<u><u>\$167,734</u></u>	<u><u>\$160,038</u></u>

CITY OF NORTH RIDGEVILLE, OHIO
SCHEDULE OF REVENUES, EXPENDITURES AND
CHANGES IN FUND BALANCES – BUDGET (NON-GAAP BUDGETARY BASIS) AND ACTUAL
FOR THE YEAR ENDED DECEMBER 31, 2019

	Avon Belden Roundabout Fund			Variance with Final Budget Positive (Negative)
	Budget Amounts		Actual	
	Original	Final		
Revenues				
Interest	\$0	\$2,620	\$2,620	\$0
Total revenues	<u>0</u>	<u>2,620</u>	<u>2,620</u>	<u>0</u>
Expenditures				
Other	250,000	255,446	250,000	5,446
Total expenditures	<u>250,000</u>	<u>255,446</u>	<u>250,000</u>	<u>5,446</u>
Excess (deficiency) of revenues over expenditures	(250,000)	(252,826)	(247,380)	5,446
Prior year encumbrances	0	0	0	0
Fund balances, beginning of year	<u>252,826</u>	<u>252,826</u>	<u>252,826</u>	<u>0</u>
Fund balances, end of year	<u><u>\$2,826</u></u>	<u><u>\$0</u></u>	<u><u>\$5,446</u></u>	<u><u>\$5,446</u></u>

CITY OF NORTH RIDGEVILLE, OHIO
SCHEDULE OF REVENUES, EXPENDITURES AND
CHANGES IN FUND BALANCES – BUDGET (NON-GAAP BUDGETARY BASIS) AND ACTUAL
FOR THE YEAR ENDED DECEMBER 31, 2019

	ODNR Flood Control Grant Fund			Variance with Final Budget Positive (Negative)
	Budget Amounts		Actual	
	Original	Final		
Revenues				
Intergovernmental revenue	\$0	\$630,500	\$0	(\$630,500)
Total revenues	<u>0</u>	<u>630,500</u>	<u>0</u>	<u>(630,500)</u>
Expenditures				
Other	0	1,405,500	337,750	1,067,750
Total expenditures	<u>0</u>	<u>1,405,500</u>	<u>337,750</u>	<u>1,067,750</u>
Excess (deficiency) of revenues over expenditures and other financing sources (uses)	0	(775,000)	(337,750)	437,250
Fund balances, beginning of year	<u>775,191</u>	<u>775,191</u>	<u>775,191</u>	<u>0</u>
Fund balances, end of year	<u><u>\$775,191</u></u>	<u><u>\$191</u></u>	<u><u>\$437,441</u></u>	<u><u>\$437,250</u></u>

CITY OF NORTH RIDGEVILLE, OHIO
SCHEDULE OF REVENUES, EXPENDITURES AND
CHANGES IN FUND BALANCES – BUDGET (NON-GAAP BUDGETARY BASIS) AND ACTUAL
FOR THE YEAR ENDED DECEMBER 31, 2019

	Mildred Street Extension Fund			Variance with Final Budget Positive (Negative)
	Budget Amounts		Actual	
	Original	Final		
Revenues				
Intergovernmental revenue	\$0	\$350,000	\$342,001	(\$7,999)
Total revenues	<u>0</u>	<u>350,000</u>	<u>342,001</u>	<u>(7,999)</u>
Expenditures				
Other	0	350,000	350,000	0
Total expenditures	<u>0</u>	<u>350,000</u>	<u>350,000</u>	<u>0</u>
Excess (deficiency) of revenues over expenditures	0	0	(7,999)	(7,999)
Fund balances, beginning of year	<u>0</u>	<u>0</u>	<u>0</u>	<u>0</u>
Fund balances, end of year	<u><u>\$0</u></u>	<u><u>\$0</u></u>	<u><u>(\$7,999)</u></u>	<u><u>(\$7,999)</u></u>

CITY OF NORTH RIDGEVILLE, OHIO
SCHEDULE OF REVENUES, EXPENDITURES AND
CHANGES IN FUND BALANCES – BUDGET (NON-GAAP BUDGETARY BASIS) AND ACTUAL
FOR THE YEAR ENDED DECEMBER 31, 2019

	Fire Truck and Equipment Fund			Variance with Final Budget Positive (Negative)
	Budget Amounts		Actual	
	Original	Final		
Revenues				
Interest	\$0	\$20,000	\$24,006	\$4,006
Total revenues	<u>0</u>	<u>20,000</u>	<u>24,006</u>	<u>4,006</u>
Expenditures				
Other	0	1,500,000	1,412,802	87,198
Total expenditures	<u>0</u>	<u>1,500,000</u>	<u>1,412,802</u>	<u>87,198</u>
Excess (deficiency) of revenues over expenditures	<u>0</u>	<u>(1,480,000)</u>	<u>(1,388,796)</u>	<u>91,204</u>
Other financing sources				
Transfers-in	0	500,000	1,300,000	800,000
Note proceeds	0	1,000,000	1,000,000	0
Premium on debt issue	0	3,750	3,750	0
Total other financing sources	<u>0</u>	<u>1,503,750</u>	<u>2,303,750</u>	<u>800,000</u>
Excess (deficiency) of revenues over expenditures and other financing sources (uses)	0	23,750	914,954	891,204
Prior year encumbrances	0	0	0	0
Fund balances, beginning of year	<u>0</u>	<u>0</u>	<u>0</u>	<u>0</u>
Fund balances, end of year	<u>\$0</u>	<u>\$23,750</u>	<u>\$914,954</u>	<u>\$891,204</u>

CITY OF NORTH RIDGEVILLE, OHIO
SCHEDULE OF REVENUES, EXPENDITURES AND
CHANGES IN FUND BALANCES – BUDGET (NON-GAAP BUDGETARY BASIS) AND ACTUAL
FOR THE YEAR ENDED DECEMBER 31, 2019

	TIF Fund			Variance with Final Budget Positive (Negative)
	Budget Amounts		Actual	
	Original	Final		
Revenues				
Payments in lieu of taxes	\$900	\$312,900	\$604,110	(\$917,010)
Interest	0	0	11,118	(11,118)
Total revenues	<u>900</u>	<u>312,900</u>	<u>615,228</u>	<u>(928,128)</u>
Expenditures				
Other	900	5,494	5,390	104
Total expenditures	<u>900</u>	<u>5,494</u>	<u>5,390</u>	<u>104</u>
Excess (deficiency) of revenues over expenditures and other financing sources (uses)	0	307,406	609,838	(928,024)
Fund balances, beginning of year	<u>91,237</u>	<u>91,237</u>	<u>91,237</u>	<u>0</u>
Fund balances, end of year	<u><u>\$91,237</u></u>	<u><u>\$398,643</u></u>	<u><u>\$701,075</u></u>	<u><u>(\$928,024)</u></u>

STATISTICAL SECTION

Back of Divider Page.

STATISTICAL SECTION

This part of the City's comprehensive annual financial report presents detailed information as a context for understanding what the information in the financial statements, note disclosures and required supplementary information says about the City's overall financial health.

Contents	Page
Financial Trends These schedules contain trend information to help the reader understand how the City's financial performance and well-being have changed over time.	S 2
Revenue Capacity These schedules contain information to help the reader assess the City's most significant local revenue sources, property tax and municipal income tax.	S 20
Debt Capacity These schedules present information to help the reader assess the affordability of the City's current levels of outstanding debt and the City's ability to issue additional debt in the future.	S 29
Demographic and Economic Information These schedules offer demographic and economic indicators to help the reader understand the environment within which the City's financial activities take place.	S 35
Operating Information These schedules contain information about the City's operations and resources to help the reader understand how the City's financial information relates to the services the City provides and the activities it performs.	S 38

Sources: Unless otherwise noted, the information in these schedules is derived from the comprehensive annual financial reports for the relevant year.

City of North Ridgeville, Ohio
 Net Position by Component
 Last Ten Years
(Accrual Basis of Accounting)

	2019	2018	2017 (1)	2016
Governmental activities				
Net invested in capital assets	\$106,379,602	\$100,639,692	\$89,933,651	\$64,651,250
Restricted	17,109,801	12,116,551	11,501,162	7,748,511
Unrestricted	<u>(22,850,112)</u>	<u>(30,917,953)</u>	<u>(30,650,840)</u>	<u>(6,934,671)</u>
Total governmental activities net position	<u>\$100,639,291</u>	<u>\$81,838,290</u>	<u>\$70,783,973</u>	<u>\$65,465,090</u>
Business-type activities				
Net invested in capital assets	\$67,031,491	\$63,358,939	\$61,994,619	\$58,148,438
Unrestricted	<u>22,593,290</u>	<u>24,065,113</u>	<u>22,903,589</u>	<u>22,113,540</u>
Total business-type activities net position	<u>\$89,624,781</u>	<u>\$87,424,052</u>	<u>\$84,898,208</u>	<u>\$80,261,978</u>
Primary government				
Net invested in capital assets	173,411,093	163,998,631	151,928,270	122,799,688
Restricted	17,109,801	12,116,551	11,501,162	7,748,511
Unrestricted	<u>(256,822)</u>	<u>(6,852,840)</u>	<u>(7,747,251)</u>	<u>15,178,869</u>
Total primary government net position	<u>\$190,264,072</u>	<u>\$169,262,342</u>	<u>\$155,682,181</u>	<u>\$145,727,068</u>

- (1) - Restated due to the implementation of GASB No. 75
 (2) - Restated due to the implementation of GASB No. 68
 (3) - Restated to reflect the effects of a prior period adjustment recorded in 2011.
 Source: City financial records

2015	2014 (2)	2013	2012	2011	2010 (3)
\$54,640,390	\$54,613,828	\$56,320,297	\$54,512,935	\$55,632,130	\$56,146,937
10,033,563	9,524,770	7,426,615	7,178,967	5,588,289	5,549,186
(10,951,995)	(10,169,922)	4,764,707	4,918,035	3,748,051	2,062,727
<u>\$53,721,958</u>	<u>\$53,968,676</u>	<u>\$68,511,619</u>	<u>\$66,609,937</u>	<u>\$64,968,470</u>	<u>\$63,758,850</u>
\$50,892,626	\$54,726,956	\$54,445,173	\$50,767,163	\$50,366,964	\$50,453,768
25,713,944	19,241,885	18,970,594	19,536,260	18,042,812	16,420,797
<u>76,606,570</u>	<u>73,968,841</u>	<u>73,415,767</u>	<u>70,303,423</u>	<u>68,409,776</u>	<u>66,874,565</u>
105,533,016	109,340,784	110,765,470	105,280,098	105,999,094	106,600,705
10,033,563	9,524,770	7,426,615	7,178,967	5,588,289	5,549,186
14,761,949	9,071,963	23,735,301	24,454,295	21,790,863	18,483,524
<u>\$130,328,528</u>	<u>\$127,937,517</u>	<u>\$141,927,386</u>	<u>\$136,913,360</u>	<u>\$133,378,246</u>	<u>\$130,633,415</u>

City of North Ridgeville, Ohio
Expenses and Program Revenues
Last Ten Years
(Accrual Basis of Accounting)

	2019	2018	2017	2016
Expenses				
Governmental activities				
Security of persons and property	\$1,526,991	\$14,226,908	\$13,407,562	\$12,769,364
Public health and welfare	568,942	453,487	684,819	512,127
Leisure time activities	557,348	597,979	651,710	526,175
Community environment	2,276,870	1,603,095	1,662,631	1,238,691
Transportation	9,444,097	7,162,603	8,487,747	6,946,308
General government	10,285,001	7,247,407	7,868,802	7,360,007
Interest	647,692	498,262	445,104	515,797
Total governmental activities expenses	<u>25,306,941</u>	<u>31,789,741</u>	<u>33,208,375</u>	<u>29,868,469</u>
Business-type activities				
Water	5,836,323	5,278,892	4,221,529	4,372,236
Sewer	10,571,436	8,814,747	7,096,805	7,790,273
Total business-type activities expenses	<u>16,407,759</u>	<u>14,093,639</u>	<u>11,318,334</u>	<u>12,162,509</u>
Total primary government expenses	<u>\$41,714,700</u>	<u>\$45,883,380</u>	<u>\$44,526,709</u>	<u>\$42,030,978</u>
Program Revenues				
Governmental activities				
Charges for services and sales				
Security of persons and property	\$1,465,301	\$1,336,685	\$1,248,287	\$1,464,143
Public health and welfare	25,000	31,975	20,650	13,500
Leisure time activities	342,949	329,547	269,069	239,526
Community environment	1,281,309	945,099	862,299	738,345
Transportation	9,115	271,858	160,980	0
General government	2,992,706	2,964,296	2,603,434	2,962,245
Operating grants, interest and contributions	3,179,629	2,636,456	2,258,190	3,450,708
Capital grants and contributions	9,928,304	11,179,192	28,614,145	13,467,278
Total governmental activities program revenues	<u>19,224,313</u>	<u>19,695,108</u>	<u>36,037,054</u>	<u>22,335,745</u>
Business-type activities				
Charges for services				
Water	4,907,344	4,744,125	4,649,152	4,430,524
Sewer	8,933,569	8,170,124	8,121,000	7,840,204
Capital grants and contributions	3,952,121	3,310,505	3,866,378	3,425,924
Total business-type program revenues	<u>17,793,034</u>	<u>16,224,754</u>	<u>16,636,530</u>	<u>15,696,652</u>
Total primary government program revenues	<u>\$37,017,347</u>	<u>\$35,919,862</u>	<u>\$52,673,584</u>	<u>\$38,032,397</u>

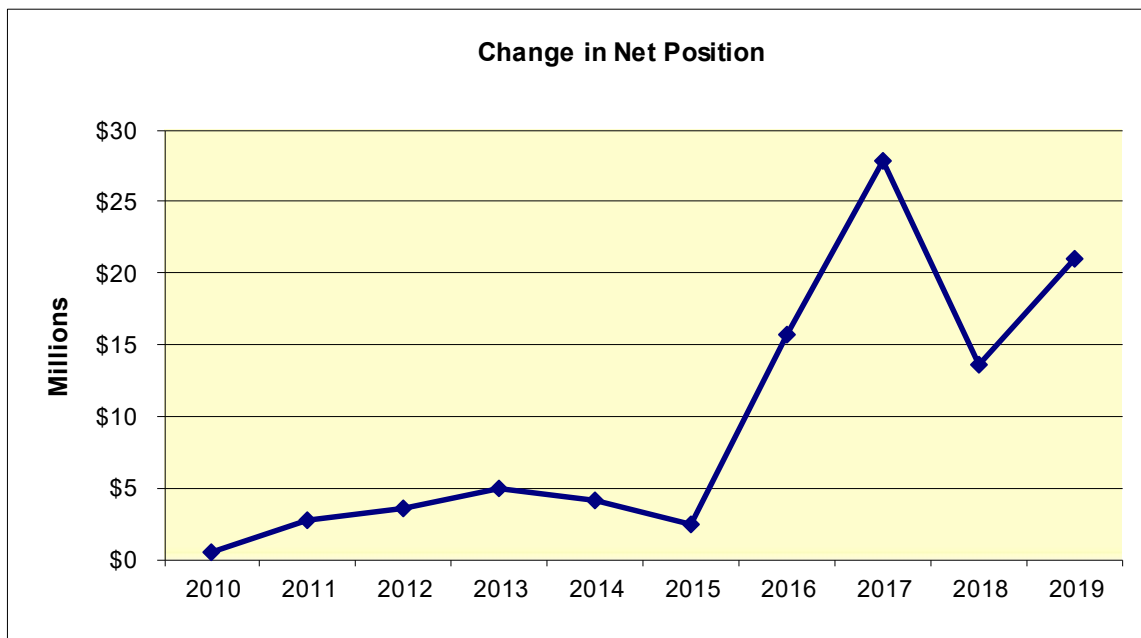
Source: City financial records

2015	2014	2013	2012	2011	2010
\$12,101,884	\$11,709,493	\$11,519,069	\$10,673,542	\$9,699,133	\$10,462,747
509,351	441,976	470,637	442,970	550,435	425,218
480,457	461,952	513,969	417,638	390,554	377,164
1,268,353	1,324,159	1,216,716	1,200,276	1,593,165	1,457,665
7,060,537	7,091,008	6,712,678	5,896,752	6,125,333	5,852,535
7,040,124	6,771,265	7,339,010	6,530,544	6,308,755	6,081,311
224,669	313,274	202,428	228,047	260,588	291,769
<u>28,685,375</u>	<u>28,113,127</u>	<u>27,974,507</u>	<u>25,389,769</u>	<u>24,927,963</u>	<u>24,948,409</u>
4,000,392	4,148,258	3,747,642	3,903,422	3,570,377	3,543,351
8,710,742	7,106,309	7,330,082	7,197,260	6,816,986	6,909,990
<u>12,711,134</u>	<u>11,254,567</u>	<u>11,077,724</u>	<u>11,100,682</u>	<u>10,387,363</u>	<u>10,453,341</u>
<u>\$41,396,509</u>	<u>\$39,367,694</u>	<u>\$39,052,231</u>	<u>\$36,490,451</u>	<u>\$35,315,326</u>	<u>\$35,401,750</u>
\$1,487,897	\$1,374,232	\$1,258,835	\$1,265,696	\$1,354,143	\$1,234,542
20,600	27,615	27,475	32,075	25,290	23,056
214,340	236,380	147,356	217,063	177,407	212,659
719,373	149,468	526,937	648,048	666,022	549,313
0	0	133,672	0	0	0
3,005,150	3,936,945	4,010,888	3,653,678	2,807,739	2,518,662
2,359,850	2,323,165	2,287,560	1,997,920	2,335,694	2,108,730
2,481,499	2,983,567	4,251,489	2,215,049	1,969,333	2,147,642
<u>10,288,709</u>	<u>11,031,372</u>	<u>12,644,212</u>	<u>10,029,529</u>	<u>9,335,628</u>	<u>8,794,604</u>
4,233,277	4,262,620	4,134,926	4,390,975	3,623,301	3,806,474
7,726,148	7,096,281	6,610,925	6,419,890	5,836,069	5,118,206
3,316,098	2,247,848	3,397,850	2,136,165	2,401,753	2,050,548
<u>15,275,523</u>	<u>13,606,749</u>	<u>14,143,701</u>	<u>12,947,030</u>	<u>11,861,123</u>	<u>10,975,228</u>
<u>\$25,564,232</u>	<u>\$24,638,121</u>	<u>\$26,787,913</u>	<u>\$22,976,559</u>	<u>\$21,196,751</u>	<u>\$19,769,832</u>

City of North Ridgeville, Ohio
 Net (Expense) / Revenue, General Revenues and Total Change in Net Position
 Last Ten Years
 (Accrual Basis of Accounting)

	2019	2018	2017	2016
Net (expense) / revenue				
Governmental activities	(\$6,082,628)	(\$12,094,633)	\$2,828,679	(\$7,532,724)
Business-type activities	1,385,275	2,131,115	5,318,196	3,534,143
Total primary government net (expense) revenue	<u>(4,697,353)</u>	<u>(9,963,518)</u>	<u>8,146,875</u>	<u>(3,998,581)</u>
General revenues and other changes in net position				
Governmental activities				
Taxes				
Property taxes	8,945,718	7,283,040	6,816,506	6,501,595
Municipal income taxes	12,084,600	13,199,882	10,149,683	10,966,144
Unrestricted grants and entitlements	2,008,953	1,373,274	1,195,429	1,684,464
Investment earnings	602,238	380,306	244,901	127,715
Miscellaneous	1,353,178	938,017	1,019,918	353,282
Transfers in/out	(111,058)	(25,569)	0	0
Total governmental activities	<u>24,883,629</u>	<u>23,148,950</u>	<u>19,426,437</u>	<u>19,633,200</u>
Business-type activities				
Investment earnings	704,396	369,160	199,871	121,265
Transfers in/out	111,058	25,569	0	0
Total business-type activities	<u>815,454</u>	<u>394,729</u>	<u>199,871</u>	<u>121,265</u>
Change in net position				
Governmental activities	18,801,001	11,054,317	22,255,116	12,100,476
Business-type activities	2,200,729	2,525,844	5,518,067	3,655,408
Total primary government	<u>\$21,001,730</u>	<u>\$13,580,161</u>	<u>\$27,773,183</u>	<u>\$15,755,884</u>

Source: City financial records



2015	2014	2013	2012	2011	2010
(\$18,396,666)	(\$17,081,755)	(\$15,330,295)	(\$15,360,240)	(\$15,592,335)	(\$16,153,805)
2,564,389	2,352,182	3,065,977	1,846,348	1,473,760	521,887
<u>(15,832,277)</u>	<u>(14,729,573)</u>	<u>(12,264,318)</u>	<u>(13,513,892)</u>	<u>(14,118,575)</u>	<u>(15,631,918)</u>
6,523,869	5,957,574	5,773,926	6,259,876	6,149,178	5,724,638
9,553,855	10,424,502	9,361,252	8,658,855	8,532,862	7,668,674
1,483,738	1,518,266	1,671,379	1,898,510	1,606,460	2,310,187
60,237	55,307	34,563	28,482	36,882	56,592
528,249	778,266	390,857	155,984	476,573	262,780
0	0	0	0	0	0
<u>18,149,948</u>	<u>18,733,915</u>	<u>17,231,977</u>	<u>17,001,707</u>	<u>16,801,955</u>	<u>16,022,871</u>
73,340	49,977	46,367	47,299	61,451	95,173
0	0	0	0	0	0
<u>73,340</u>	<u>49,977</u>	<u>46,367</u>	<u>47,299</u>	<u>61,451</u>	<u>95,173</u>
(246,718)	1,652,160	1,901,682	1,641,467	1,209,620	(130,934)
2,637,729	2,402,159	3,112,344	1,893,647	1,535,211	617,060
<u>\$2,391,011</u>	<u>\$4,054,319</u>	<u>\$5,014,026</u>	<u>\$3,535,114</u>	<u>\$2,744,831</u>	<u>\$486,126</u>

City of North Ridgeville, Ohio
 Program Revenues by Function / Program
 Last Ten Years
(Accrual Basis of Accounting)

Function / program	2019	2018	2017	2016
Governmental activities				
Security of persons and property	\$1,705,268	\$1,532,239	\$1,483,760	\$1,474,257
Public health and welfare	40,179	49,623	20,650	25,854
Leisure time activities	343,449	384,039	269,069	240,026
Community environment	1,438,756	945,099	1,003,373	1,999,067
Transportation	12,546,232	13,707,458	30,656,768	15,634,296
General government	3,150,429	3,076,650	2,603,434	2,962,245
Total governmental activities	<u>19,224,313</u>	<u>19,695,108</u>	<u>36,037,054</u>	<u>22,335,745</u>
Business-type activities				
Water	5,463,555	5,492,724	5,865,331	5,589,119
Sewer	12,329,479	10,732,030	10,771,199	10,107,533
Total business-type activities	<u>17,793,034</u>	<u>16,224,754</u>	<u>16,636,530</u>	<u>15,696,652</u>
Total primary government	<u>\$37,017,347</u>	<u>\$35,919,862</u>	<u>\$52,673,584</u>	<u>\$38,032,397</u>

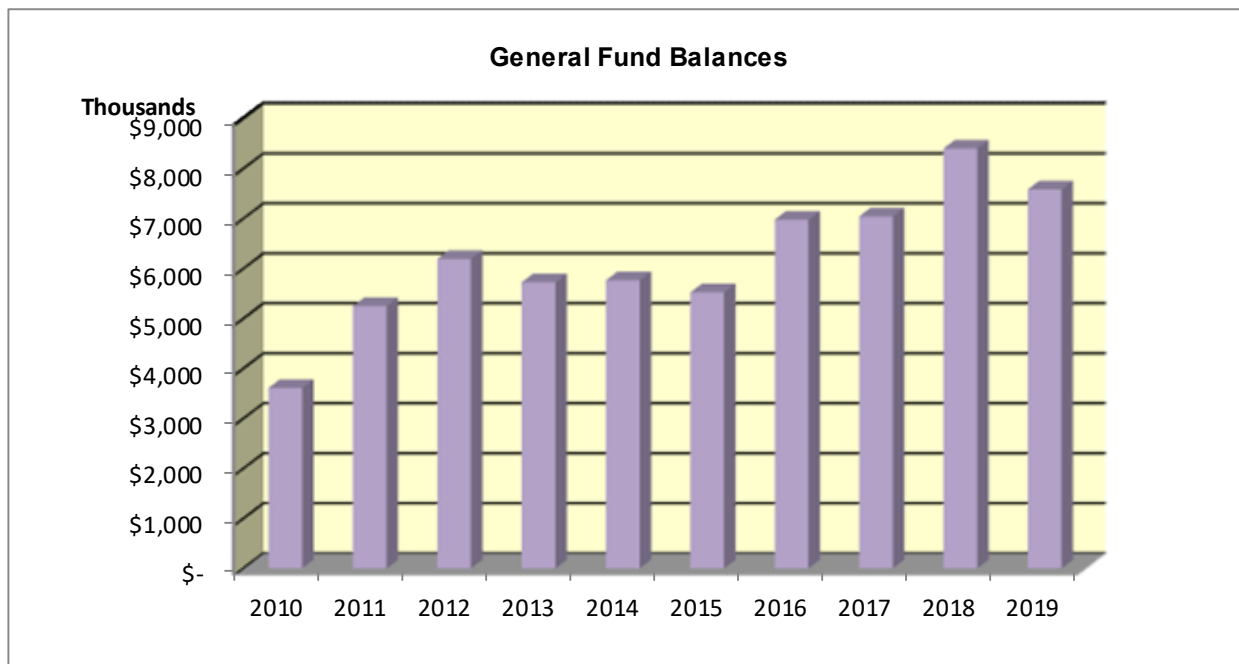
Source: City financial records

2015	2014	2013	2012	2011	2010
\$1,525,101	\$1,386,880	\$1,308,419	\$1,540,620	\$1,354,143	\$1,340,100
36,595	43,570	43,470	47,013	42,923	54,365
308,235	362,380	215,356	217,063	227,457	265,066
1,046,929	384,854	918,601	843,403	1,159,054	794,764
4,366,699	4,916,743	6,147,478	3,704,102	3,618,949	3,688,501
3,005,150	3,936,945	4,010,888	3,677,328	2,933,102	2,651,808
<u>10,288,709</u>	<u>11,031,372</u>	<u>12,644,212</u>	<u>10,029,529</u>	<u>9,335,628</u>	<u>8,794,604</u>
5,224,170	4,867,226	5,421,467	4,809,743	4,367,670	4,252,962
10,051,353	8,739,523	8,722,234	8,137,287	7,493,453	6,722,266
<u>15,275,523</u>	<u>13,606,749</u>	<u>14,143,701</u>	<u>12,947,030</u>	<u>11,861,123</u>	<u>10,975,228</u>
<u>\$25,564,232</u>	<u>\$24,638,121</u>	<u>\$26,787,913</u>	<u>\$22,976,559</u>	<u>\$21,196,751</u>	<u>\$19,769,832</u>

City of North Ridgeville, Ohio
 Governmental Funds Fund Balances
 Last Ten Years
 (Modified Accrual Basis of Accounting)

	2019	2018	2017	2016
General Fund				
Nonspendable	\$0	\$71,600	\$75,400	\$58,800
Committed	405,251	508,659	1,004,894	1,429,622
Assigned	765,672	166,542	1,052,719	179,147
Unassigned	6,412,201	7,653,061	4,909,829	5,311,652
Total general fund	7,583,124	8,399,862	7,042,842	6,979,221
All Other Governmental Funds				
Nonspendable	0	5,700	3,100	3,500
Restricted	13,292,907	12,909,931	15,652,186	16,882,956
Unassigned	(158,394)	(30,024)	0	(11,827)
Total all other governmental funds	\$13,134,513	\$12,885,607	\$15,655,286	\$16,874,629

Source: City financial records
 The City implemented GASB Statement No. 54 in 2011.



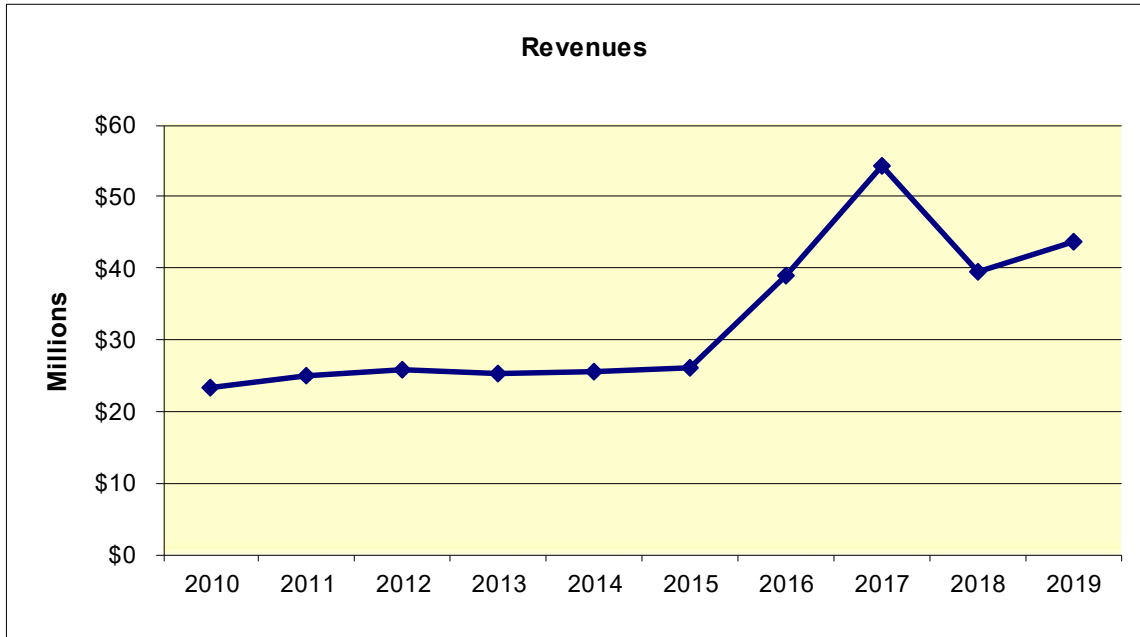
2015	2014	2013	2012	2011	2010
\$58,000	\$55,000	\$53,300	\$44,700	\$45,500	\$46,200
985,904	785,077	450,425	525,940	449,432	315,132
1,858,068	2,640,151	1,763,702	3,083,563	75,088	76,639
2,620,814	2,283,848	3,456,125	2,537,627	4,678,328	3,172,829
<u>5,522,786</u>	<u>5,764,076</u>	<u>5,723,552</u>	<u>6,191,830</u>	<u>5,248,348</u>	<u>3,610,800</u>
6,900	6,500	4,900	5,000	0	0
6,076,381	5,989,908	5,479,499	5,329,506	3,948,918	3,884,216
(43,000)	(101,242)	(150,701)	(78,576)	(25,720)	(152,058)
<u>\$6,040,281</u>	<u>\$5,895,166</u>	<u>\$5,333,698</u>	<u>\$5,255,930</u>	<u>\$3,923,198</u>	<u>\$3,732,158</u>

City of North Ridgeville, Ohio
 Governmental Fund Type – Revenues by Source
 Last Ten Years
 (Modified Accrual Basis of Accounting)

	2019	2018	2017	2016
Local taxes				
Property and other taxes	\$7,417,564	\$7,156,115	\$6,962,906	\$6,936,495
Municipal income tax	13,102,900	11,666,601	11,046,964	10,943,444
Payments in lieu of taxes	641,336	128,725	0	0
Intergovernmental	14,653,748	13,163,142	29,374,513	12,527,270
Contributions	0	0	365,899	2,657,000
Special assessments	76,408	69,707	102,774	103,530
Charges for services	4,114,986	4,071,356	3,650,372	3,581,238
Fines, licenses and permits	1,977,578	1,567,198	1,259,832	1,407,268
Interest	560,010	362,209	247,322	121,919
Miscellaneous	1,170,332	1,168,129	1,178,012	699,587
	<u>\$43,714,862</u>	<u>\$39,353,182</u>	<u>\$54,188,594</u>	<u>\$38,977,751</u>

Table includes all Governmental Funds

Source: City financial records



2015	2014	2013	2012	2011	2010
\$6,033,669	\$5,860,474	\$5,800,626	\$6,217,776	\$6,157,278	\$5,548,740
9,855,055	9,234,502	8,756,652	8,413,555	8,302,962	7,751,774
0	0	0	0	0	0
4,200,203	3,948,199	4,165,196	5,153,476	4,892,507	5,205,123
0	0	0	0	0	0
162,944	114,311	73,379	145,424	148,018	134,140
3,524,443	3,864,423	3,989,115	3,681,698	3,111,124	2,971,112
1,376,311	1,227,529	1,168,167	1,301,110	1,250,793	1,130,994
38,294	49,527	32,118	27,190	35,289	54,518
1,016,503	1,272,297	1,298,809	862,307	1,074,511	636,266
<u>\$26,207,422</u>	<u>\$25,571,262</u>	<u>\$25,284,062</u>	<u>\$25,802,536</u>	<u>\$24,972,482</u>	<u>\$23,432,667</u>

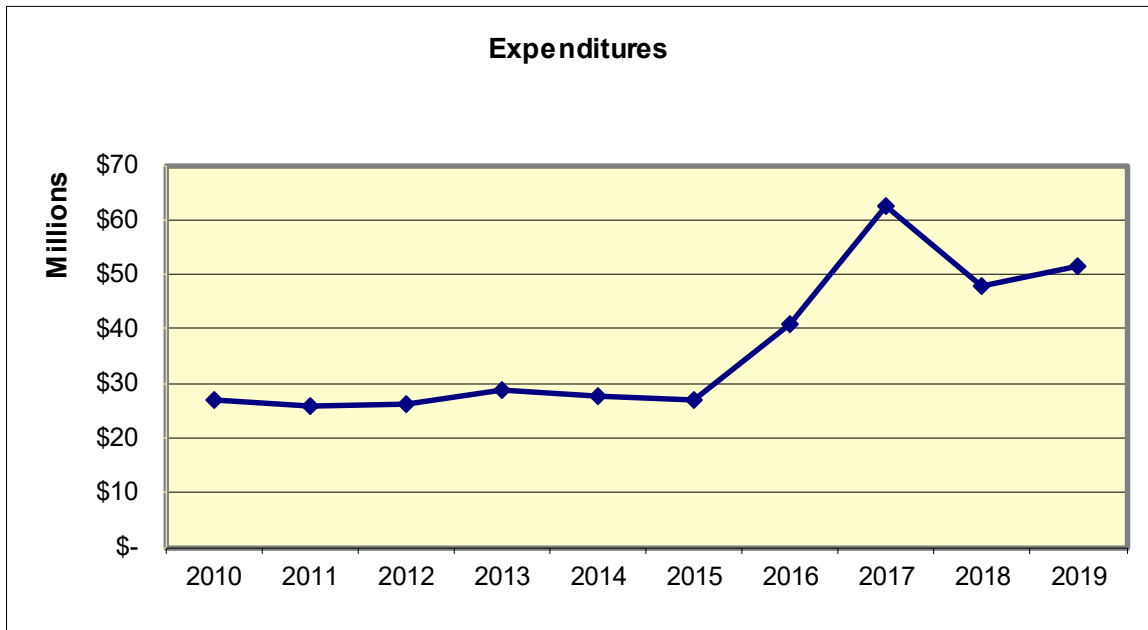
City of North Ridgeville, Ohio
 Governmental Fund Type – Expenditures by Function
 Last Ten Years
 (Modified Accrual Basis of Accounting)

	2019	2018	2017	2016
Current				
Security of persons and property	\$12,245,374	\$12,237,346	\$11,806,553	\$11,544,324
Public health and welfare	502,861	503,215	479,674	475,941
Leisure time activities	567,384	512,216	640,067	445,499
Community environment	1,991,991	1,549,312	1,451,793	1,228,645
Transportation	3,637,097	3,721,584	3,947,134	3,963,294
General government	8,612,097	7,101,835	7,388,606	7,646,683
Capital outlay	15,573,170	13,700,719	31,102,545	11,614,610
Debt service				
Principal	7,493,686	7,770,802	5,241,929	3,507,892
Capital lease	163,846	109,604	79,758	28,016
Interest and fiscal charges	766,690	510,585	491,826	566,700
	<u>\$51,554,196</u>	<u>\$47,717,218</u>	<u>\$62,629,885</u>	<u>\$41,021,604</u>
Debt service as a percentage of noncapital expenditures	<u>22.89%</u>	<u>25.52%</u>	<u>18.14%</u>	<u>16.30%</u>

Table includes all Governmental Funds.

Noncapital expenditures are total expenditures less capital outlay (to the extent capitalized for the government-wide statement of net assets) and expenditures for capitalized assets included within the functional expenditure categories.

Source: City financial records



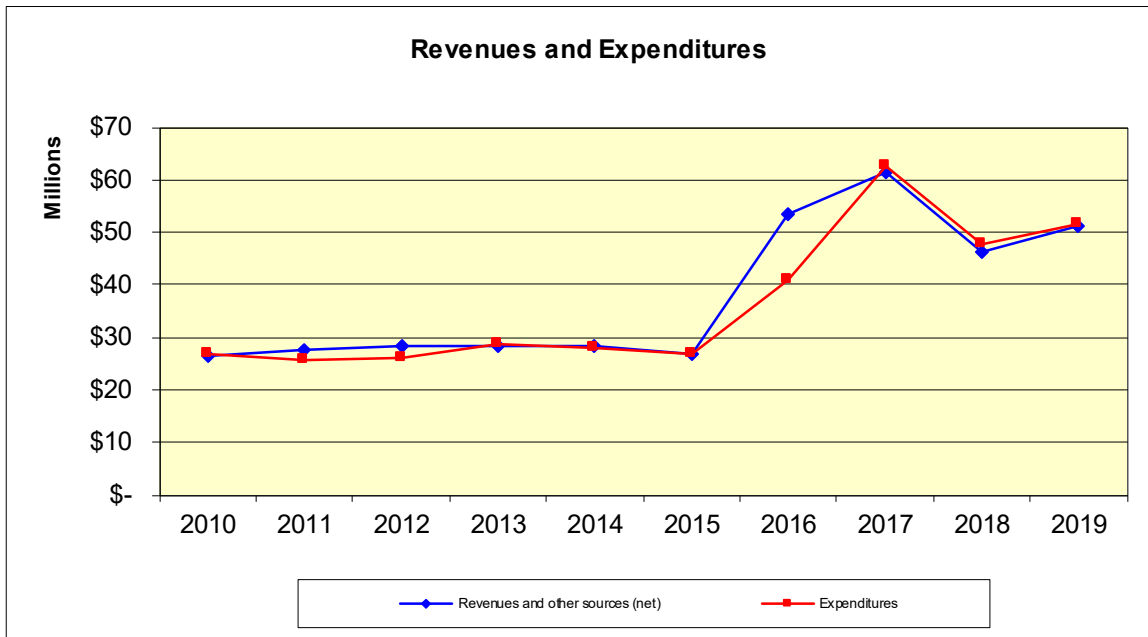
2015	2014	2013	2012	2011	2010
\$11,489,090	\$11,102,582	\$11,229,544	\$10,568,473	\$9,949,831	\$10,335,970
446,571	421,351	436,974	399,957	415,087	430,594
522,700	412,335	495,055	391,488	368,566	392,533
1,242,669	1,320,664	1,213,350	1,171,310	1,389,032	1,465,810
3,918,768	3,244,895	3,407,797	2,686,807	2,803,235	3,015,750
6,700,237	6,814,538	7,095,314	6,253,077	6,567,369	6,438,189
1,166,029	981,766	1,658,934	1,297,825	689,698	1,255,751
1,214,875	3,200,436	3,056,891	3,016,891	3,389,265	3,357,177
29,073	25,705	58,575	24,707	22,879	3,315
226,963	321,668	206,928	231,647	262,988	304,569
<u>\$26,956,975</u>	<u>\$27,845,940</u>	<u>\$28,859,362</u>	<u>\$26,042,182</u>	<u>\$25,857,950</u>	<u>\$26,999,658</u>
<u>6.49%</u>	<u>14.21%</u>	<u>14.86%</u>	<u>14.12%</u>	<u>16.25%</u>	<u>15.83%</u>

City of North Ridgeville, Ohio
 Other Financing Sources and Uses and Net Change in Fund Balances - Governmental Funds
 Last Ten Years
 (Modified Accrual Basis of Accounting)

	2019	2018	2017	2016
Excess of revenues over (under) expenditures	(\$7,839,334)	(\$8,364,036)	(\$8,441,291)	(\$2,043,853)
Other financing sources (uses)				
Transfers in	2,754,432	810,300	2,452,596	1,398,000
Transfers out	(2,865,490)	(835,869)	(2,452,596)	(1,398,000)
Issuance of notes and loans	500,000	6,680,000	6,900,000	5,900,000
Inception of capital lease	164,185	296,946	358,457	0
Issuance of bonds	6,305,000	0	0	9,265,000
Proceeds from sale of assets	20,749	0	0	0
Payment to refund bonds escrow	0	0	0	(1,727,828)
Premium on debt issue	392,626	0	27,112	897,464
Total other financing sources (uses)	7,271,502	6,951,377	7,285,569	14,334,636
Net change in fund balances	(\$567,832)	(\$1,412,659)	(\$1,155,722)	\$12,290,783

Table includes all Governmental Funds

Source: City financial records



2015	2,014	2013	2012	2011	2010
<u>(\$749,553)</u>	<u>(\$2,274,678)</u>	<u>(\$3,575,300)</u>	<u>(\$239,646)</u>	<u>(\$885,468)</u>	<u>(\$3,566,991)</u>
1,737,000	1,367,585	1,445,000	1,125,000	1,050,000	6,650,000
(2,037,000)	(1,367,585)	(1,445,000)	(1,125,000)	(1,050,000)	(6,650,000)
922,000	550,796	3,045,429	2,515,860	2,714,056	2,797,700
0	0	139,361	0	0	107,381
0	2,264,000	0	0	0	0
15,102	0	0	0	0	0
0	0	0	0	0	0
16,276	61,874	0	0	0	0
<u>653,378</u>	<u>2,876,670</u>	<u>3,184,790</u>	<u>2,515,860</u>	<u>2,714,056</u>	<u>2,905,081</u>
<u>(\$96,175)</u>	<u>\$601,992</u>	<u>(\$390,510)</u>	<u>\$2,276,214</u>	<u>\$1,828,588</u>	<u>(\$661,910)</u>

City of North Ridgeville, Ohio
Assessed and Estimated Actual Value of Taxable Property
Last Ten Years

Collection Year	Real Property		Public Utility Property		Tangible Personal Property	
	Assessed Value	Estimated Actual Value (1)	Assessed Value	Estimated Actual Value (2)	Assessed Value	Estimated Actual Value (3)
2019	\$889,167,350	\$2,540,478,143	\$19,173,380	\$21,787,932	\$0 (4)	\$0
2018	798,571,140	2,281,631,829	17,460,040	19,840,955	0 (4)	0
2017	774,268,200	2,212,194,857	15,999,020	18,180,705	0 (4)	0
2016	755,633,080	2,158,951,657	14,348,220	16,304,795	0 (4)	0
2015	701,690,140	2,004,828,971	13,705,640	15,574,591	0 (4)	0
2014	688,099,510	1,965,998,600	12,668,630	14,396,170	0 (4)	0
2013	667,660,670	1,907,601,914	12,012,660	13,650,750	0 (4)	0
2012	720,626,020	2,058,931,485	10,994,850	12,494,148	0 (4)	0
2011	708,492,680	2,024,264,800	10,455,350	11,881,080	0 (4)	0
2010	693,460,692	1,981,316,263	9,801,290	11,137,830	555,529 (4)	2,222,116

Source: County Auditor, Lorain County, Ohio

- (1) This amount is calculated based upon an assessed value of 35 percent of actual value.
- (2) This amount is calculated based upon the current assessed value of 88 percent of actual value.
- (3) The amount is calculated based upon an assessed value of 25 percent of actual value.
- (4) Decrease is due to effect of State legislation enacted in June 2005 which phases out over four years from 2006 to 2009 the taxation of personal property. Tangible personal property value in 2009 and 2010 consisted of telephone communications tangible personal property at reduced values.

Total		
Assessed Value	Estimated Actual Value	Total Direct Tax Rate
\$908,340,730	\$2,559,651,523	\$12.28
816,031,180	2,299,091,869	12.31
790,267,220	2,230,375,562	12.35
769,981,300	2,175,256,452	12.56
715,395,780	2,020,403,562	11.71
700,768,140	1,980,394,770	11.71
679,673,330	1,921,252,664	11.71
731,620,870	2,071,425,633	11.71
718,948,030	2,036,145,880	11.71
703,817,511	1,994,676,209	11.71

City of North Ridgeville, Ohio
Property Tax Rates – Direct and Overlapping Governments
(Per \$ 1,000 of Assessed Valuation)
Last Ten Years

Collection Year	City of North Ridgeville				Total Direct Tax Rate
	General Fund	Special Revenue Funds	Debt Service Fund	Agency Fund (1)	
2019	\$1.70	\$8.10	\$0.57	\$1.91	\$12.28
2018	1.70	8.10	0.60	1.91	12.31
2017	1.70	8.10	0.64	1.91	12.35
2016	1.70	7.80	1.14	1.91	12.55
2015	1.70	8.10	0.00	1.91	11.71
2014	1.70	8.10	0.00	1.91	11.71
2013	1.70	8.10	0.00	1.91	11.71
2012	1.70	8.10	0.00	1.91	11.71
2011	1.70	8.10	0.00	1.91	11.71
2009	1.70	8.10	0.00	1.91	11.71

Source: County Auditor, Lorain County, Ohio

(1) Includes 1.91 in 2005 and later years, and 1.46 in 2000 through 2004 collected and remitted to the Lorain Public Library System.

North Ridgeville City School District	Lorain County	Lorain County Board of Health	Lorain County Joint Vocational School	Total Direct and Overlapping Governments
\$51.32	\$15.08	\$0.50	\$2.45	\$81.63
53.02	15.08	0.50	2.45	83.36
53.56	15.08	1.00	2.45	84.44
54.24	15.08	1.00	2.45	85.32
55.70	14.48	1.00	2.45	85.34
56.29	14.48	1.00	2.45	85.93
51.90	12.65	1.00	2.45	79.71
44.63	13.69	1.00	2.45	73.48
44.79	13.69	1.00	2.45	73.64
42.01	13.39	1.00	2.45	70.56

City of North Ridgeville, Ohio
Principal Taxpayers – Real Property Taxpayers
As of December 31, 2019 and December 31, 2010

December 31, 2019			
Taxpayer	Nature of Business	Assessed Valuation	% of Total Assessed Valuation
LCN RDL Cleveland OH LLC (a)	Manufacturer of sporting equipment	\$10,234,890	1.13%
Ridgeville Two, LLC	Apartment complex	2,927,410	0.32%
Comprehensive Healthcare of Ohio Inc.	Healthcare	2,905,190	0.32%
Ridgeville One, LLC	Apartment complex	2,898,630	0.32%
Rini Realty Company	Commercial retail property	2,693,620	0.30%
Lake Ridge Holdings Ltd.	Education	2,657,790	0.29%
Bob Schmit Homes Inc.	Real estate	2,497,490	0.27%
Ridgeville Stafford LLC	Apartment complex	2,263,260	0.25%
R. W. Beckett Corp.	Manufacturer	2,085,400	0.23%
Ridgeville Three, LLC	Apartment complex	1,987,710	0.22%

December 31, 2010			
Taxpayer	Nature of Business	Assessed Valuation	% of Total Assessed Valuation
R. W. Beckett Corporation	Manufacturer	3,660,740	0.52%
Rini Realty Company	Commercial retail property	2,405,700	0.34%
Lake Ridge Holding, Ltd	Education	1,963,820	0.28%
Invacare Corporation	Manufacturer	1,350,690	0.19%
Ledgestone Properties, LLC	Apartment complex	1,005,010	0.14%
Talan Limited Liability Corporation	Animal clinic facility	981,050	0.14%
Valore Properties, Inc.	Commercial developer	933,590	0.13%
Mould Development LLC	Commercial developer	913,980	0.13%
Altercare Inc.	Health care	896,700	0.13%
North Ridge Plaza	Commercial retail property	857,990	0.12%

Source: County Auditor, Lorain County, Ohio

(a) An affiliated of Riddell Sports Group, Inc.

City of North Ridgeville, Ohio
Principal Taxpayers – Public Utility
As of December 31, 2019 and December 31, 2010

December 31, 2019			
Taxpayer	Nature of Business	Assessed Valuation	% of Total Assessed Valuation
Ohio Edison Company (a)	Electric	\$7,418,230	0.82%
Columbia Gas of Ohio Inc.	Natural gas	5,396,580	0.59%
American Transmission Systems, Inc. (a)	Electric	3,448,580	0.38%

December 31, 2010			
Taxpayer	Nature of Business	Assessed Valuation	% of Total Assessed Valuation
Ohio Edison Company (a)	Electric	\$5,664,520	0.80%
Columbia Gas of Ohio Inc.	Natural gas	1,634,560	0.23%
Cleveland Electric Illuminating Company (a)	Electric	1,319,640	0.19%
Columbia Gas Transmission	Natural gas	1,067,410	0.15%
American Transmission Systems, Inc (a)	Electric	769,220	0.11%
Norfolk Southern Railroad	Railroad	92,630	0.01%

Source: County Auditor, Lorain County, Ohio

(a) Subsidiary of First Energy Corp.

City of North Ridgeville, Ohio
Property Tax Levies and Collections (Real and Public Utilities)
Last Ten Years

Collection Year	Current Tax Levy	Current Tax Collections	Percent Collected	Delinquent Tax Collections (1)	Total Tax Collections (2)	Percent of Total Collections to Current Tax Levy	Outstanding Delinquent Taxes	Percent of Outstanding Delinquent Taxes to Current Tax Levy
2019	\$9,802,270	\$9,647,483	98%	\$154,787	\$9,802,270	100.0%	\$325,783	3.3%
2018	9,457,910	9,248,848	98%	186,322	9,435,170	99.8%	365,132	3.9%
2017	9,204,009	9,017,496	98%	90,023	9,107,519	99.0%	325,832	3.5%
2016	9,143,035	8,952,703	98%	166,134	9,118,837	99.7%	325,468	3.6%
2015	8,203,626	8,000,715	98%	202,911	8,203,626	100.0%	438,991	5.4%
2014	6,808,069	6,566,548	96%	176,546	6,743,094	99.0%	462,592	6.8%
2013	6,647,588	6,471,411	97%	215,735	6,687,146	100.6%	364,650	5.5%
2012	7,161,094	6,964,397	97%	184,262	7,148,659	99.8%	391,521	5.5%
2011	7,036,233	6,829,000	97%	226,828	7,055,828	100.3%	348,873	5.0%
2010	6,375,809	6,126,811	96%	230,945	6,357,756	99.7%	310,830	4.9%

Source: County Auditor, Lorain County, Ohio

(1) The County of Lorain does not identify delinquent collections by the year for which the tax was levied, however is working on providing this information.

(2) Total collections includes prior year delinquencies collected in current year.

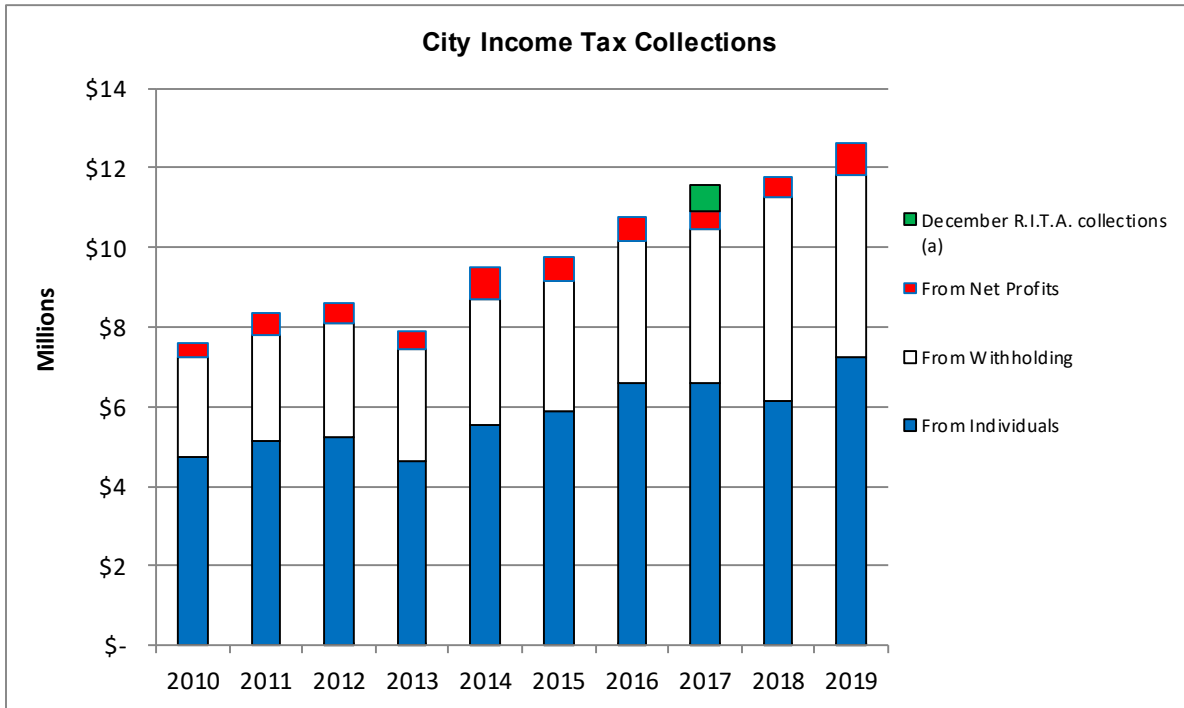
City of North Ridgeville, Ohio
City Income Tax Collections
Last Ten Years
(Cash Basis of Accounting)

Collection Year	Total Taxes Collected	From Individuals		From Withholding		From Net Profits	
		\$	%	\$	%	\$	%
2019	\$12,620,381	\$7,244,043	57.4%	\$4,591,731	36.4%	\$784,607	6.2%
2018	11,784,367	6,112,204	51.9%	5,136,163	43.6%	536,000	4.5%
2017	10,904,745	6,609,406	60.6%	3,825,988	35.1%	469,351	4.3%
2016	10,785,277	6,568,453	60.9%	3,593,264	33.3%	623,560	5.8%
2015	9,754,045	5,893,031	60.4%	3,255,377	33.4%	605,637	6.2%
2014	9,497,902	5,513,411	58.0%	3,162,254	33.3%	822,237	8.7%
2013 (a)	7,912,952	4,616,665	58.3%	2,812,844	35.5%	483,443	6.1%
2012	8,622,855	5,222,599	60.6%	2,854,160	33.1%	546,096	6.3%
2011	8,326,062	5,149,286	61.8%	2,660,559	32.0%	516,217	6.2%
2010	7,619,773	4,737,423	62.2%	2,492,438	32.7%	389,912	5.1%

Note: The City's income tax rate is 1%

Source: City Income Tax Department

(a) - Effective January 1, 2013, the City engaged the Regional Income Tax Agency (R.I.T.A.) a regional council of governments, to collect the City's municipal income taxes. Taxes collected by R.I.T.A. are submitted to the City the month following collection. December 2013 collections of \$ 651,439 were submitted to the City in January 2014, resulting in the comparison disparity in year 2013.



This page intentionally left blank.

City of North Ridgeville, Ohio
Ratio of Outstanding Debt by Type
Last Ten Years

Fiscal Year	Governmental Activities						Total Governmental Activities
	Bond Anticipation Notes	General Obligation Bonds	Special Assessment Bonds	Ohio Public Works Loans	Capital Lease	Loan Payable	
	2019	\$500,000	\$16,047,978	\$767,684	\$663,750	\$520,852	
2018	6,680,000	10,036,079	805,814	749,058	520,513	120,000	18,911,464
2017	6,900,000	10,686,806	843,944	841,482	333,171	180,000	19,785,403
2016	4,400,000	11,392,533	882,074	935,033	54,472	240,000	17,904,112
2015	922,000	3,764,977	920,204	1,027,547	82,488	300,000	7,017,216
2014	513,000	4,248,208	985,792	1,120,603	111,561	360,000	7,339,164
2013	2,541,000	3,310,000	60,000	1,282,243	137,266	420,000	7,750,509
2012	2,421,000	3,785,000	90,000	848,705	56,480	480,000	7,681,185
2011	2,396,000	4,250,000	115,000	919,596	81,187	445,140	8,206,923
2010	2,546,000	4,950,000	140,000	683,565	104,066	481,380	8,905,011

Fiscal Year	Business-type Activities							Total Business-type Activities
	Bond Anticipation Notes	General Obligation Bonds	Special Assessment Bonds	Ohio Public Works Loans	Capital Lease	Ohio Water Development Authority Loan	Water Rights ETL-2 Loan	
	2019	\$0	\$14,794,972	\$1,020,000	\$4,223	\$340,380	\$411,884	
2018	0	16,315,567	1,155,000	12,674	107,525	605,508	532,326	18,728,600
2017	0	18,302,162	1,284,000	21,125	152,022	791,359	564,735	21,115,403
2016	0	20,156,757	1,410,000	29,576	11,994	969,748	595,940	23,174,015
2015	9,375,000	12,899,819	1,630,000	38,027	18,164	1,140,975	625,986	25,727,971
2014	2,300,000	14,221,000	1,745,000	46,478	24,566	1,305,327	654,916	20,297,287
2013	964,000	15,340,000	1,855,000	54,929	30,227	1,463,080	682,772	20,390,008
2012	1,434,000	16,885,000	1,960,000	63,680	3,155	1,614,500	709,593	22,669,928
2011	1,659,000	18,370,000	2,060,000	71,831	4,536	1,759,840	735,418	24,660,625
2010	524,000	19,805,000	2,155,000	80,282	5,815	1,899,345	760,284	25,229,726

Fiscal Year	Total Primary Government	Percentage of Personal Income (a)	Amount Per Capita (a)
2019	\$35,630,390	2.99%	1,036
2018	37,640,064	3.90%	1,223
2017	40,900,806	4.07%	1,244
2016	41,078,127	3.72%	1,007
2015	32,745,187	3.21%	867
2014	27,636,451	3.33%	900
2013	28,140,517	3.67%	992
2012	30,351,113	4.04%	1,093
2011	32,867,548	4.27%	1,154
2010	34,134,737	7.01%	1,611

Source: City financial records.

(a) See schedule of Demographic Statistics for personal income and population data S 33.

City of North Ridgeville, Ohio
Ratio of Net General Obligation Bond Debt to Assessed Value
And Net General Obligation Bonded Debt per Capita
Last Ten Years

Year	Gross Debt Value (1)	Debt Service Funds Available	Net Bonded Debt	Assessed Value (2)	Population (3)	Ratio of Net Debt to Assessed Value	Net Bonded Debt Per capita
2019	\$30,842,950	\$1,092,875	\$29,750,075	\$908,340,730	34,392	3.28%	\$865
2018	28,988,968	811,262	28,177,706	816,031,180	33,436	3.45%	843
2017	28,988,968	1,038,498	27,950,470	790,267,220	33,436	3.54%	836
2016	31,549,290	886,508	30,662,782	769,981,300	33,030	3.98%	928
2015	16,664,796	130,010	16,534,786	715,395,780	32,512	2.31%	509
2014	18,469,208	70,061	18,399,147	700,768,140	31,886	2.63%	577
2013	18,650,000	24,180	18,625,820	679,673,330	31,278	2.74%	595
2012	20,670,000	21,072	20,648,928	731,620,870	30,584	2.82%	675
2011	22,620,000	94,952	22,525,048	718,948,030	30,074	3.13%	749
2010	24,755,000	189,632	24,565,368	703,817,511	29,587	3.49%	830

(1) Amount excludes special assessment bonds and includes bonds payable from Enterprise revenues.

(2) Source: County Auditor, Lorain County, Ohio; (reflects collection year)

(3) U.S. Census Bureau

City of North Ridgeville, Ohio
Direct and Overlapping Governmental Activities Debt
December 31, 2019

	General Tax Supported Debt Outstanding	Overlapping Percentage Applicable to City (1)	Amount Applicable to City	Amount Per Capita (2)	% of City's Current Assessed Valuation (3)
City of North Ridgeville	\$18,560,264	100.00%	\$18,560,264	\$539.67	2.04%
Lorain County (4)	31,211,747	12.23%	3,817,197	115.73	0.42%
North Ridgeville City Schools (5)	54,906,505	100.00%	54,906,505	1,664.69	6.04%
Lorain County Joint Vocational School	2,214,251	13.86%	306,895	\$9.30	0.03%
Subtotal, overlapping debt	<u>88,332,503</u>		<u>59,030,597</u>	<u>1,789.72</u>	<u>6.49%</u>
Total direct and overlapping debt	<u>\$106,892,767</u>		<u>\$77,590,861</u>	<u>\$2,329.39</u>	<u>8.53%</u>

(1) Percentages were determined by dividing the assessed valuation at the political subdivision located within the boundaries of the City by the total assessed valuation of the subdivision. The City and North Ridgeville City Schools boundaries are co-terminus.

(2) Based on 2019 Census of 32,983

(3) The City's assessed valuation was \$ 908,340,730 for collection year 2019

(4) Source: County Auditor, Lorain County, Ohio

(5) Source: North Ridgeville Board of Education

(6) Source: Squire, Patton, Boggs LLP

City of North Ridgeville, Ohio
Computation of Legal Debt Margin
Last Ten Years

(Amounts in thousands)

	2019	2018	2017	2016
Assessed value (assessment year)	<u>\$908,341</u>	<u>\$816,031</u>	<u>\$790,267</u>	<u>\$769,981</u>
Legal Debt Margin:				
Debt limitation - 10.5 percent of assessed value	<u>\$95,376</u>	<u>\$85,683</u>	<u>\$82,978</u>	<u>\$80,848</u>
Debt applicable to limitation				
General obligation bonds	28,585	24,384	26,862	27,470
Special assessment bonds	1,845	1,961	2,128	4,085
Bond anticipation notes	<u>1,000</u>	<u>6,680</u>	<u>6,900</u>	<u>5,014</u>
Gross indebtedness				
Total Voted and Unvoted Debt	<u>31,430</u>	<u>33,025</u>	<u>35,890</u>	<u>36,569</u>
Less: Debt outside limitations				
Self-supporting GO Water	1,895	2,111	2,740	3,070
Self-supporting GO Sewer	11,280	13,029	14,282	14,815
Special assessment	1,845	1,961	2,128	2,372
Income tax supported	0	3,217	3,604	4,145
Motor vehicle	2,610	0	0	0
Tax increment financing	<u>235</u>	<u>147</u>	<u>203</u>	<u>405</u>
Total Debt Outside Limitations	<u>17,865</u>	<u>20,465</u>	<u>22,957</u>	<u>24,807</u>
Total nonexempt debt	13,565	12,560	12,933	11,762
Less: Amount available in debt service fund to pay debt applicable to limitation	<u>205</u>	<u>417</u>	<u>817</u>	<u>798</u>
Net debt within 10.5% limitation	<u>13,360</u>	<u>12,143</u>	<u>12,116</u>	<u>10,964</u>
Debt leeway within 10.5% limitation	<u>\$82,016</u>	<u>\$73,540</u>	<u>\$70,862</u>	<u>\$69,884</u>
<hr/>				
Unvoted debt limitation - 5.5% of assessed valuation				
Debt limitation: 5.5% of assessed value	<u>\$0</u>	<u>\$0</u>	<u>\$44,882</u>	<u>\$43,464</u>
Gross indebtedness authorized by City Council	0	0	36,390	36,569
Less: Debt outside limitations	17,865	20,465	22,957	24,807
Voted debt	<u>0</u>	<u>0</u>	<u>7,605</u>	<u>7,845</u>
	<u>17,865</u>	<u>20,465</u>	<u>30,562</u>	<u>32,652</u>
Debt within 5.5% limitation	(17,865)	(20,465)	5,828	3,917
Less: Amount available in debt service fund to pay debt applicable to limitation	<u>794</u>	<u>319</u>	<u>229</u>	<u>96</u>
Net debt within 5.5% limitation	<u>(18,659)</u>	<u>(20,784)</u>	<u>5,599</u>	<u>3,821</u>
Debt leeway within 5.5% unvoted debt limitation	<u>\$18,659</u>	<u>\$20,784</u>	<u>\$39,283</u>	<u>\$39,643</u>

2015	2014	2013	2012	2011	2010
<u>\$715,396</u>	<u>\$700,768</u>	<u>\$679,673</u>	<u>\$731,620</u>	<u>\$718,948</u>	<u>\$703,818</u>
<u>\$75,117</u>	<u>\$73,581</u>	<u>\$71,366</u>	<u>\$76,820</u>	<u>\$75,490</u>	<u>\$73,901</u>
15,775	18,469	18,650	20,670	22,620	24,755
3,440	2,731	1,915	2,050	2,175	2,295
<u>10,490</u>	<u>3,063</u>	<u>3,505</u>	<u>3,855</u>	<u>4,055</u>	<u>3,670</u>
<u>29,705</u>	<u>24,263</u>	<u>24,070</u>	<u>26,575</u>	<u>28,850</u>	<u>30,720</u>
3,490	2,653	2,950	3,465	4,190	4,445
18,625	13,868	12,890	14,390	15,375	15,360
2,550	2,731	2,842	2,960	3,075	3,179
3,765	4,248	0	0	0	0
0	0	0	0	0	0
440	485	525	565	605	645
<u>28,870</u>	<u>23,985</u>	<u>19,207</u>	<u>21,380</u>	<u>23,245</u>	<u>23,629</u>
835	278	4,863	5,195	5,605	7,091
17	0	0	0	0	0
<u>818</u>	<u>278</u>	<u>4,863</u>	<u>5,195</u>	<u>5,605</u>	<u>7,091</u>
<u>\$74,299</u>	<u>\$73,303</u>	<u>\$66,503</u>	<u>\$71,625</u>	<u>\$71,215</u>	<u>\$68,398</u>
<u>\$42,348</u>	<u>\$39,347</u>	<u>\$38,542</u>	<u>\$37,382</u>	<u>\$40,239</u>	<u>\$39,542</u>
29,705	24,263	24,070	26,575	28,850	30,720
28,870	23,985	19,207	21,380	23,245	23,629
0	0	0	0	0	0
<u>28,870</u>	<u>23,985</u>	<u>19,207</u>	<u>21,380</u>	<u>23,245</u>	<u>23,629</u>
835	278	4,863	5,195	5,605	7,091
17	0	0	0	0	0
<u>818</u>	<u>278</u>	<u>4,863</u>	<u>5,195</u>	<u>5,605</u>	<u>7,091</u>
<u>\$41,530</u>	<u>\$39,069</u>	<u>\$33,679</u>	<u>\$32,187</u>	<u>\$34,634</u>	<u>\$32,451</u>

City of North Ridgeville, Ohio
Pledged Revenue Coverage
Last Ten Years

	Governmental Activities			
	Special	Debt Service		Coverage Ratio
	Assessment	Principal	Interest	
	Collections			
2019	\$0	\$38,130	\$28,636	
2018	0	38,130	29,208	0.00
2017	0	38,130	29,684	0.00
2016	225	38,130	30,542	0.00
2015	21,687	65,588	32,454	0.22
2014	35,653	30,000	2,356	1.10
2013	36,298	30,000	3,450	1.09
2012	35,884	25,000	4,350	1.22
2011	38,870	25,000	5,225	1.29
2010	32,607	25,000	6,037	1.05

	Business-type Activities			
	Special	Debt Service		Coverage Ratio
	Assessment	Principal	Interest	
	Collections			
2018	\$187,300	\$135,000	\$33,816	
2018	195,647	129,000	36,396	1.18
2017	192,026	126,000	38,915	1.16
2016	217,933	1,654,000	61,824	0.13
2015	184,054	115,000	78,845	0.95
2014	190,289	110,000	83,383	0.98
2013	306,887	105,000	87,714	1.59
2012	178,023	100,000	91,714	0.93
2011	160,999	95,000	95,514	0.85
2010	179,202	90,000	99,114	0.95

Source: City Financial Records

City of North Ridgeville, Ohio
Demographic Statistics
Last Ten Years

Year	Population (1)	Per Capita Income (1)	Personal Income	Public School Enrollment (2)	Unemployment Rate (3)		
					Metro Area	State	Country
2019	34,392	\$34,602	\$1,190,031,984	4,602	3.8%	4.1%	3.5%
2018	33,436	31,871	1,065,638,756	4,521	5.1%	4.6%	3.9%
2017	33,436	31,399	1,049,856,964	4,485	5.6%	5.0%	4.4%
2016	33,030	30,577	1,009,958,310	4,277	5.4%	5.0%	4.9%
2015	32,512	27,040	879,124,480	4,003	5.0%	4.9%	5.3%
2014	31,886	27,040	862,197,440	4,100	6.0%	5.8%	6.2%
2013	31,278	27,040	845,757,120	3,965	7.5%	7.4%	7.4%
2012	30,584	27,040	826,991,360	3,964	7.1%	7.2%	8.1%
2011	30,074	27,040	813,200,960	3,841	7.7%	8.6%	8.9%
2010	29,587	27,040	800,032,480	3,826	9.2%	10.1%	9.6%

Sources: (1) U.S. Census Bureau

(2) North Ridgeville Board of Education

(3) Ohio Department of Jobs and Family Services and U.S. Department of Labor and Bureau of Labor Statistics.

City of North Ridgeville, Ohio
Principal Employers
December 31, 2019 and December 31, 2010

December 31, 2019

Employer	Nature of Activity or Business	Approximate Number of Employees (1)	Percent of Total
North Ridgeville City School District	Public education	735	4.2%
All American Sports Corporation (a)	Manufacturer of football equipment	500	2.9%
Beckett Gas, Inc.	Manufacturer of gas burners	360	2.1%
Center Ridge Nursing Home Inc.	Skilled nursing home facility	311	1.8%
Beckett Air, Inc.	Manufacturer of blow er w heels	273	1.6%
City of North Ridgeville, Ohio	Municipal government	256	1.5%
R. W. Beckett Corporation	Manufacturer of oil burners	173	1.0%
Invacare Corporation	Manufacturer of w heelchairs	170	1.0%
Animal Clinic Northview Inc	Animal Clinic	149	0.9%
Lake Ridge Academy	Private Education	117	0.7%
Total of all employees w ithin the city		17,500	

Sources: Regional Income Tax Authority and Ohio Department of Job and Family Services

(a) An affiliate of Riddell Sports Group, Inc.

December 31, 2010

Employer	Nature of Activity or Business	Approximate Number of Employees (1)	Percent of Total
North Ridgeville City School District	Public education	519	4.8%
Beckett Gas, Inc.	Manufacturer of gas burners	230	2.1%
Invacare Corporation	Manufacturer of w heelchairs	225	2.1%
City of North Ridgeville, Ohio	Municipal government	207	1.9%
Center Ridge Nursing Home, Inc.	Skilled nursing home facility	200	1.8%
R.W. Beckett Corporation	Manufacturer of oil burners	160	1.5%
Northridge Health Center	Skilled nursing home facility	150	1.4%
Beckett Air, Inc.	Manufacturer of blow er w heels	120	1.1%
Riser Foods Company	Retail grocery	115	1.1%
Lake Ridge Academy	Private Education	100	0.9
Total of all employees w ithin the city		10,814	

Sources: "2006 Harris Ohio Services Directory" in cooperation w ith the Ohio Department of Development;
respective employers.

(1) Approximate number of employees w ithin the City.

This page intentionally left blank.

City of North Ridgeville, Ohio
 Full-Time Equivalent City Government Employees by Function
 Last Ten Fiscal Years

Function	2019	2018	2017	2016
<u>Security of persons and property</u>				
Mayor's court	3	3	3	3
Police department	49	48	50	50
Fire department	40	37	36	36
<u>Public health and welfare</u>				
Senior center	6	6	6	6
<u>Leisure time activities</u>				
Parks and recreation	3	4	3	3
<u>Community environment</u>				
Building	9	8	6	6
Engineering	7	6	6	6
<u>Transportation</u>				
Street department	18	17	20	20
<u>General government:</u>				
Council	3	6	6	6
Mayor	2	2	2	2
Finance	7	7	7	7
Human resources	1			
Income tax	0	0	0	0
Safety service	3	3	2	2
Legal	4	3	3	3
Computer services	3	3	2	2
Public grounds maintenance	5	5	6	5
Other	0	0	2	2
City garage	6	6	0	0
<u>Sewer</u>				
Treatment Plant	18	18	17	18
Operations	8	8	7	7
Water	13	13	14	14
Total	<u>208</u>	<u>203</u>	<u>198</u>	<u>198</u>

Source: Various City departments

Note: A full-time employee is scheduled to work 2,080 hours per year (including vacation and sick leave). Full-time equivalent of part-time employment is calculated by dividing total labor hours by 2,080.

<u>2015</u>	<u>2014</u>	<u>2013</u>	<u>2012</u>	<u>2011</u>	<u>2010</u>
3	3	3	3	3	3
49	51	51	50	50	53
37	37	38	37	37	33
6	6	6	6	6	6
3	3	3	3	3	2
7	7	7	7	6	8
6	6	7	7	7	8
19	20	21	20	17	20
6	6	6	6	6	6
2	2	2	2	2	2
6	7	7	6	6	6
0	0	1	3	3	3
2	2	2	2	2	2
3	3	3	3	3	3
2	2	2	1	1	2
6	6	6	6	6	6
2	1	1	1	0	2
0	0	0	0	0	0
19	20	20	21	21	22
7	7	7	9	9	7
14	14	13	12	12	13
<u>199</u>	<u>203</u>	<u>206</u>	<u>205</u>	<u>200</u>	<u>207</u>

City of North Ridgeville, Ohio
Operating Indicators by Function / Program
Last Ten Years

Function/Program	2019	2018	2017	2016
Police				
Dispatch, calls for service	43,653	31,410	31,552	34,772
Physical arrests	733	944	1,239	6,889
Persons incarcerated	30	180	270	640
Average daily population	1	1	2	0.1
Traffic accidents	574	579	562	601
Parking citations	241	221	211	202
Animal warden, calls for service	N/A	N/A	319	851
Fire / EMS				
Emergency responses - EMS	3,107	3,033	3,109	2,817
Persons treated	3,178	3,081	2,312	2,177
Emergency responses - fire	692	542	553	473
Fires extinguished	45	59	50	37
Building fires extinguished	19	28	20	25
Building department				
Building permits issued	2,951	2,289	2,017	1,977
Number of inspections	12,997	10,484	8,925	8,894
Estimated value of construction (thousands of dollars)				
Residential - new	\$57,234	\$77,333	\$35,532	\$33,441
Residential - other	\$17,337	\$21,226	\$9,487	\$14,244
Commercial - new	\$40,000	\$18,893	\$24,660	\$22,173
Commercial - other	\$213,672	\$6,173	\$6,450	\$6,162
Total	<u>\$328,243</u>	<u>\$123,625</u>	<u>\$76,129</u>	<u>\$76,020</u>
Engineering department				
Construction plan review - hours	323	227	209	263
Residential lots approved	311	344	216	201
Municipal income tax (year filed) (c)				
Returns filed - individuals	35,813	35,589	34,843	17,422
Returns filed - other	3,775	2,558	3,317	2,808
Park and recreation				
Program participants	14,982	12,939	N/A	12,058
Office of Older Adults				
Meals-on-Wheels, meals served	10,689	10,889	8,323	10,408
Activities, participants	9,697	9,228	11,606	11,128
Transportation, riders	2,484	2,540	2,481	2,749
Water				
New connections	324	328	225	209
Average daily consumption (thousands of gallons)	2,198	2,425	2,433	2,137
Water suppliers	3	3	3	3
Water main breaks	58	45	19	23
Wastewater (d)				
Average daily flow treated (thousands of gallons)	6,804	6,670	5,857	4,753
Average daily flow treated from North Ridgeville City (thousands of gallons)	4,419	4,036	3,311	3,038
New taps - City	324	317	218	209

Source: Various City departments

(a) Position was vacant in 2009 and part of 2010.

(b) Amount includes a \$ 52,000 permit for the North Ridgeville City School District's School Facilities Project.

(c) Effective January 1, 2013, the City engaged the Regional Income Tax Agency (R.I.T.A.), a regional council of governments, to collect its municipal income taxes.

(d) Volume declines result, in part, from continued improvements made to remedy outside storm water infiltration.

N/A - data not available

	2014	2013	2012	2011	2010
	34,305	37,415	34,439	38,971	36,520
	6,469	6,646	7,194	7,418	4,292
	621	314	483	434	472
	1.7	0.8	2.6	2.7	2.5
	610	582	576	597	610
	772	556	237	248	162
	883	769	670	509	679
	2,436	2,371	2,488	2,369	2,380
	2,547	2,643	2,501	2,386	2,372
	603	545	595	577	594
	67	55	60	54	71
	24	23	22	24	29
	2,032	1,897	2,083	2,582	1,768
	9,852	9,110	9,332	8,720	9,568
	\$34,693	\$28,427	\$29,402	\$26,926	\$29,786
	\$7,930	\$12,788	\$14,846	\$13,952	\$6,231
(b)	\$1,205	\$1,657	\$433	\$14,076	\$1,187
	\$2,938	\$1,319	\$1,738	\$4,405	\$1,475
	<u>\$46,766</u>	<u>\$44,191</u>	<u>\$46,419</u>	<u>\$59,359</u>	<u>\$38,679</u>
	124	209	138	188	133
	231	224	249	180	236
	15,605	15,400	15,217	15,146	14,757
	2,152	2,200	2,222	2,169	2,199
	9,704	9,228	7,742	8,036	8,561
	9,930	10,965	11,721	10,927	12,021
	9,894	9,852	9,222	8,368	8,437
	2,578	2,525	2,280	2,635	2,491
	248	238	260	194	282
	1,999	2,034	2,192	2,056	2,190
	3	3	3	3	3
	15	21	38	40	23
	5,461	5,938	5,840	6,170	4,585
	3,225	3,706	3,697	3,508	2,514
	248	238	260	194	282


City of North Ridgeville, Ohio
 Capital Asset Statistics by Function / Program
 Last Ten Years

Function/Program	2019	2018	2017	2016
Police				
Police stations	1	1	1	1
Vehicles	45	45	45	52
Fire / EMS				
Fire / EMS stations	2	2	2	2
Fire vehicles	11	6	6	6
EMS vehicles	6	6	6	6
Building department				
Vehicles	6	4	4	7
Engineering department				
Vehicles	4	4	4	5
Transportation				
Streets (lane miles)	328	327	322	316
Storm sew ers (miles)	124	123	120	113
Service vehicles	56	56	56	48
Parks and recreation				
City parks	5	5	5	5
Acreage - parks	184	184	184	184
Buildings	5	5	5	5
Baseball / softball fields	13	13	13	13
Football fields	4	4	4	4
Soccer fields	6	6	6	6
City Hall				
City Hall	1	1	1	1
Waterlines (miles)				
Waterlines (miles)	143	142	140	136
Wastewater				
Treatment plant	1	1	1	1
Sew erlines - City (miles)	136	135	133	130

Source: Various City departments

2015	2014	2013	2012	2011	2010
1	1	1	1	1	1
52	52	52	48	51	43
2	2	2	2	2	2
6	7	8	8	8	8
6	6	6	6	5	4
7	7	7	7	7	7
5	5	5	5	5	5
314	310	310	306	303	299
113	113	113	110	108	106
46	42	42	40	41	37
5	5	5	5	5	5
184	184	184	184	184	184
5	5	5	5	5	5
13	13	13	13	13	13
4	4	4	4	4	4
6	6	6	6	6	6
1	1	1	1	1	1
133	129	129	127	127	126
1	1	1	1	1	1
128	124	124	121	121	120

This page intentionally left blank.



City of North Ridgeville, Ohio

7307 Avon Belden Road North Ridgeville, OH 44039
Phone: 440.353.0851 www.nridgeville.org

OHIO AUDITOR OF STATE KEITH FABER



CITY OF NORTH RIDGEVILLE

LORAIN COUNTY

AUDITOR OF STATE OF OHIO CERTIFICATION

This is a true and correct copy of the report, which is required to be filed pursuant to Section 117.26, Revised Code, and which is filed in the Office of the Ohio Auditor of State in Columbus, Ohio.



Certified for Release 1/21/2021

88 East Broad Street, Columbus, Ohio 43215
Phone: 614-466-4514 or 800-282-0370

This report is a matter of public record and is available online at
www.ohioauditor.gov