

CITY OF LIMA
ALLEN COUNTY, OHIO

SINGLE AUDIT

FOR THE YEAR ENDED
DECEMBER 31, 2020



Rea & associates

www.reacpa.com

OHIO AUDITOR OF STATE
KEITH FABER



88 East Broad Street
Columbus, Ohio 43215
IPAReport@ohioauditor.gov
(800) 282-0370

City Council
City of Lima
50 Town Square
Lima, OH 45801

We have reviewed the *Independent Auditor's Report* of the City of Lima, Allen County, prepared by Rea & Associates, Inc., for the audit period January 1, 2020 through December 31, 2020. Based upon this review, we have accepted these reports in lieu of the audit required by Section 117.11, Revised Code. The Auditor of State did not audit the accompanying financial statements and, accordingly, we are unable to express, and do not express an opinion on them.

Our review was made in reference to the applicable sections of legislative criteria, as reflected by the Ohio Constitution, and the Revised Code, policies, procedures and guidelines of the Auditor of State, regulations and grant requirements. The City of Lima is responsible for compliance with these laws and regulations.

A handwritten signature in black ink that reads "Keith Faber".

Keith Faber
Auditor of State
Columbus, Ohio

August 13, 2021

This page intentionally left blank.

City of Lima
Allen County, Ohio
Table of Contents
December 31, 2020

	<i>Page</i>
Independent Auditor’s Report on Internal Control Over Financial Reporting and on Compliance and Other Matters Based on an Audit of Financial Statements Performed in Accordance with Government Auditing Standards.....	1
Independent Auditor’s Report on Compliance for Each Major Federal Program; Report on Internal Control over Compliance; and Report on the Schedule of Expenditures of Federal Awards Required by the Uniform Guidance	3
Schedule of Expenditures of Federal Awards	6
Notes to The Schedule of Expenditures of Federal Awards	7
Schedule of Findings and Questioned Costs.....	8

This page intentionally left blank.

**Independent Auditor's Report on Internal Control over Financial Reporting and on
Compliance and Other Matters Based on an Audit of Financial Statements Performed in
Accordance with *Government Auditing Standards***

To Members of City Council
City of Lima
Allen County, Ohio
50 Town Square
Lima, OH 45801

We have audited, in accordance with the auditing standards generally accepted in the United States of America and the standards applicable to financial audits contained in *Government Auditing Standards* issued by the Comptroller General of the United States, the financial statements of the governmental activities, the business-type activities, each major fund, and the aggregate remaining fund information of City of Lima, Allen County, Ohio, (the City) as of and for the year ended December 31, 2020, and the related notes to the financial statements, which collectively comprise the City's basic financial statements, and have issued our report thereon dated June 25, 2021.

Internal Control Over Financial Reporting

In planning and performing our audit of the financial statements, we considered the City's internal control over financial reporting (internal control) as a basis for designing audit procedures that are appropriate in the circumstances for the purpose of expressing our opinions on the financial statements, but not for the purpose of expressing an opinion on the effectiveness of the City's internal control. Accordingly, we do not express an opinion on the effectiveness of the City's internal control.

A *deficiency in internal control* exists when the design or operation of a control does not allow management or employees, in the normal course of performing their assigned functions, to prevent, or detect and correct, misstatements on a timely basis. A *material weakness* is a deficiency, or a combination of deficiencies, in internal control, such that there is a reasonable possibility that a material misstatement of the City's financial statements will not be prevented, or detected and corrected on a timely basis. A *significant deficiency* is a deficiency, or a combination of deficiencies, in internal control that is less severe than a material weakness, yet important enough to merit attention by those charged with governance.

Our consideration of internal control was for the limited purpose described in the first paragraph of this section and was not designed to identify all deficiencies in internal control that might be material weaknesses or significant deficiencies. Given these limitations, during our audit we did not identify any deficiencies in internal control that we consider to be material weaknesses. However, material weaknesses may exist that have not been identified.

Compliance and Other Matters

As part of obtaining reasonable assurance about whether the City's financial statements are free from material misstatement, we performed tests of its compliance with certain provisions of laws, regulations, contracts, and grant agreements, noncompliance with which could have a direct and material effect on the financial statements. However, providing an opinion on compliance with those provisions was not an objective of our audit, and accordingly, we do not express such an opinion. The results of our tests disclosed no instances of noncompliance or other matters that are required to be reported under *Government Auditing Standards*.

Purpose of this Report

The purpose of this report is solely to describe the scope of our testing of internal control and compliance and the results of that testing, and not to provide an opinion on the effectiveness of the entity's internal control or on compliance. This report is an integral part of an audit performed in accordance with *Government Auditing Standards* in considering the City's internal control and compliance. Accordingly, this communication is not suitable for any other purpose.

Rea & Associates, Inc.

Rea & Associates, Inc.
Lima, Ohio
June 25, 2021

**Independent Auditor's Report on Compliance for Each Major Federal Program;
Report on Internal Control over Compliance; and Report on the Schedule of
Expenditures of Federal Awards Required by the Uniform Guidance**

To Members of City Council
City of Lima
Allen, Ohio
50 Town Square
Lima, OH 45801

Report on Compliance for Each Major Federal Program

We have audited the City of Lima's, Allen County, Ohio (the City) compliance with the types of compliance requirements described in the *OMB Compliance Supplement* that could have a direct and material effect on each of the City's major federal programs for the year ended December 31, 2020. The City's major federal programs are identified in the summary of auditor's results section of the accompanying schedule of findings and questioned costs.

Management's Responsibility

Management is responsible for compliance with the federal statutes, regulations, and the terms and conditions of its federal awards applicable to its federal programs.

Auditor's Responsibility

Our responsibility is to express an opinion on compliance for each of the City's major federal programs based on our audit of the types of compliance requirements referred to above. We conducted our audit of compliance in accordance with auditing standards generally accepted in the United States of America; the standards applicable to financial audits contained in *Government Auditing Standards*, issued by the Comptroller General of the United States; and the audit requirements of Title 2 U.S. *Code of Federal Regulations Part 200, Uniform Administrative Requirements, Cost Principles, and Audit Requirements for Federal Awards* (Uniform Guidance). Those standards and Uniform Guidance require that we plan and perform the audit to obtain reasonable assurance about whether noncompliance with the types of compliance requirements referred to above that could have a direct and material effect on a major federal program occurred. An audit includes examining, on a test basis, evidence about the City's compliance with those requirements and performing such other procedures as we considered necessary in the circumstances.

We believe that our audit provides a reasonable basis for our opinion on compliance for each major federal program. However, our audit does not provide a legal determination of the City's compliance.

Opinion on Each Major Federal Program

In our opinion, the City complied, in all material respects, with the types of compliance requirements referred to above that could have a direct and material effect on each of its major federal programs for the year ended December 31, 2020.

Report on Internal Control over Compliance

Management of the City is responsible for establishing and maintaining effective internal control over compliance with the types of compliance requirements referred to above. In planning and performing our audit of compliance, we considered the City's internal control over compliance with the types of requirements that could have a direct and material effect on each major federal program to determine the auditing procedures that are appropriate in the circumstances for the purpose of expressing an opinion on compliance for each major federal program and to test and report on internal control over compliance in accordance with the Uniform Guidance, but not for the purpose of expressing an opinion on the effectiveness of internal control over compliance. Accordingly, we do not express an opinion on the effectiveness of the City's internal control over compliance.

A deficiency in internal control over compliance exists when the design or operation of a control over compliance does not allow management or employees, in the normal course of performing their assigned functions, to prevent, or detect and correct, noncompliance with a type of compliance requirement of a federal program on a timely basis. *A material weakness in internal control over compliance* is a deficiency, or combination of deficiencies, in internal control over compliance, such that there is a reasonable possibility that material noncompliance with a type of compliance requirement of a federal program will not be prevented, or detected and corrected, on a timely basis. *A significant deficiency in internal control over compliance* is a deficiency, or a combination of deficiencies, in internal control over compliance with a type of compliance requirement of a federal program that is less severe than a material weakness in internal control over compliance, yet important enough to merit attention by those charged with governance.

Our consideration of internal control over compliance was for the limited purpose described in the first paragraph of this section and was not designed to identify all deficiencies in internal control over compliance that might be material weaknesses or significant deficiencies. We did not identify any deficiencies in internal control over compliance that we consider to be material weaknesses. However, material weaknesses may exist that have not been identified.

The purpose of this report on internal control over compliance is solely to describe the scope of our testing of internal control over compliance and the results of that testing based on the requirements of Uniform Guidance. Accordingly, this report is not suitable for any other purpose.

Report on Schedule of Expenditures of Federal Awards Required by the Uniform Guidance

We have audited the financial statements of the governmental activities, business-type activities, each major fund, and the aggregate remaining fund information of the City as of and for the year ended December 31, 2020, and have issued our report thereon dated June 25, 2021, which contained unmodified opinions on those financial statements. Our audit was conducted for the purpose of forming opinions on the financial statements as a whole. The accompanying schedule of expenditures of federal awards is presented for purposes of additional analysis as required by Uniform Guidance and is not a required part of the financial statements. Such information is the responsibility of management and was derived from and relates directly to the underlying accounting and other records used to prepare the basic financial statements. The information has been subjected to the auditing procedures applied in the audit of the financial statements and certain additional procedures, including comparing and reconciling such information directly to the underlying accounting and other records used to prepare the financial statements or to the financial statements themselves, and other additional procedures in accordance with auditing standards generally accepted in the United States of America. In our opinion, the schedule of expenditure of federal awards is fairly stated in all material respects in relation to the basic financial statements as a whole.

Rea & Associates, Inc.

Rea & Associates, Inc.
Lima, Ohio
June 25, 2021

CITY OF LIMA
Allen County, Ohio

*Schedule of Expenditures of Federal Awards
For the Year Ended December 31, 2020*

FEDERAL GRANTOR <i>Pass Through Grantor</i>	Federal CFDA	Pass Through Entity Identifying	Passed Through to	Total Federal
Program / Cluster Title	Number	Number	Subrecipients	Disbursements
U. S. DEPARTMENT OF HOUSING AND URBAN DEVELOPMENT				
Direct Programs:				
Community Development Block Grants/Entitlement Grants Cluster				
Community Development Block Grants/Entitlement Grants	14.218	B16MC390014	0	4,454
Community Development Block Grants/Entitlement Grants	14.218	B17MC390014	0	31,641
Community Development Block Grants/Entitlement Grants	14.218	B18MC390014	0	224,077
Community Development Block Grants/Entitlement Grants	14.218	B19MC390014	0	517,140
Community Development Block Grants/Entitlement Grants	14.218	B20MC390014	0	29,594
Total Community Development Block Grants/Entitlement Grants Cluster			0	806,906
Lead Hazard Reduction Grant Program	14.900	OHLHB0749-19	0	4,792
Home Investment Partnerships Program	14.239	MC-39-0219	0	287,605
Total U.S. Department of Housing and Urban Development			0	1,099,303
U.S. DEPARTMENT OF JUSTICE				
Direct Programs:				
Equitable Sharing Program	16.922		0	14,235
<i>Passed through Ohio Office of Criminal Justice Services</i>				
COVID-19 Coronavirus Emergency Supplemental Funding Program	16.034	2020-VD-BX-1610	0	69,600
Edward Byrne Memorial Justice Assistance Grant Program	16.738	2017-DJ-BX-0421	0	19,726
Edward Byrne Memorial Justice Assistance Grant Program	16.738	2018-DJ-BX-0181	0	820
Total Edward Byrne Memorial Justice Assistance Grant Program			0	20,546
Total U.S. Department of Justice			0	104,381
U.S. DEPARTMENT OF TRANSPORTATION				
<i>Passed through Ohio Department of Transportation</i>				
Highway Planning and Construction Cluster				
Highway Planning and Construction - Lima Railroad Grade Separation	20.205	PID-80441	0	780,816
Highway Planning and Construction - Lima Traffic Study	20.205	PID-90949	0	1,787,550
Total Highway Planning and Construction Cluster			0	2,568,366
Total U.S. Department of Transportation			0	2,568,366
U.S. DEPARTMENT OF THE TREASURY				
<i>Passed through Ohio Office of Budget and Management</i>				
COVID-19 Coronavirus Relief Fund	21.019	HB481-CRF-Local	0	3,407,835
Total U.S. Department of the Treasury			0	3,407,835
U.S. DEPARTMENT OF THE INTERIOR				
<i>Passed through Ohio Department of Natural Resources</i>				
Land and Water Conservation Fund Program	15.916	39-01438	0	17,648
Total U.S. Department of the Interior			0	17,648
Total Expenditures of Federal Awards			\$ 0	\$ 7,197,533

The accompanying notes are an integral part of this Schedule.

**CITY OF LIMA
ALLEN COUNTY, OHIO**

*Notes to the Schedule of Expenditures of Federal Awards
2 CFR 200.510(b)(6)
For the Year Ended December 31, 2020*

NOTE A – BASIS OF PRESENTATION

The accompanying Schedule of Expenditures of Federal Awards (the Schedule) reports the federal award activity of the City of Lima (the City) under programs of the federal government for the year ended December 31, 2020. The information on this Schedule is prepared in accordance with the requirements of Title 2 U.S. Code of Federal Regulations Part 200, *Uniform Administrative Requirements, Cost Principles, and Audit Requirements for Federal Awards* (Uniform Guidance). Because the Schedule presents only a selected portion of the operations of the City, it is not intended to and does not present the financial position, changes in net position, or cash flows of the City.

NOTE B – SIGNIFICANT ACCOUNTING POLICIES

Expenditures reported on the Schedule are reported on the cash basis of accounting. Such expenditures are recognized following the cost principles contained in Title 2 U.S. Code of Federal Regulations Part 200, *Uniform Administrative Requirements, Cost Principles, and Audit Requirements for Federal Awards*, wherein certain types of expenditures may or may not be allowable or may be limited as to reimbursement.

NOTE C – INDIRECT COST RATE

The City has elected not to use the 10-percent de minimis indirect cost rate as allowed under the Uniform Guidance.

NOTE D – MATCHING REQUIREMENTS

Certain Federal programs require the City to contribute non-Federal funds (matching funds) to support the Federally-funded programs. The City has met its matching requirements. The Schedule does not include the expenditure of non-Federal matching funds.

CITY OF LIMA
ALLEN COUNTY, OHIO
Schedule of Findings & Questioned Costs
2 CFR Section 200.515
December 31, 2020

1. SUMMARY OF AUDITOR'S RESULTS

(d)(1)(i)	Type of Financial Statement Opinion	Unmodified
(d)(1)(ii)	Were there any material weaknesses in internal control reported at the financial statement level (GAGAS)?	No
(d)(1)(ii)	Were there any significant deficiencies in internal control reported at the financial statement level (GAGAS)?	None Reported
(d)(1)(iii)	Was there any reported material noncompliance at the financial statement level (GAGAS)?	No
(d)(1)(iv)	Were there any material weaknesses in internal control reported for major federal programs?	No
(d)(1)(iv)	Were there any significant deficiencies in internal control reported for major federal programs?	None Reported
(d)(1)(v)	Type of Major Programs' Compliance Opinion	Unmodified
(d)(1)(vi)	Are there any reportable findings under 2 CFR § 200.516(a)?	No
(d)(1)(vii)	Major Programs (list): Coronavirus Relief Fund	CFDA 21.019
(d)(1)(viii)	Dollar Threshold: Type A\B Programs	Type A: > \$ 750,000 Type B: all others
(d)(1)(ix)	Low Risk Auditee under 2 CFR §200.520?	Yes

**2. FINDINGS RELATED TO THE FINANCIAL STATEMENTS
REQUIRED TO BE REPORTED IN ACCORDANCE WITH GAGAS**

None

3. FINDINGS AND QUESTIONED COSTS FOR FEDERAL AWARDS

None

City of Lima, Ohio



COMPREHENSIVE ANNUAL FINANCIAL REPORT

For the Year Ended December 31, 2020



City of Lima
50 Town Square * Lima, Ohio * 45801
www.cityhall.lima.oh.us

CITY OF LIMA, OHIO

Comprehensive Annual Financial Report

For the Year Ended December 31, 2020

Issued by the City Auditor's Office

Randall S. Bartels, City Auditor

Susan L. Odenweller, Chief Deputy Auditor

This page intentionally blank.



Introductory Section



This page intentionally blank.

CITY OF LIMA
Allen County, Ohio
Comprehensive Annual Financial Report
For the Year Ended December 31, 2020

Table of Contents

	Page
<u>INTRODUCTORY SECTION</u>	
Table of Contents	i
Transmittal Letter	vi
Elected Officials & Appointed Officials	x
Organizational Chart	xi
Certificate of Achievement for Excellence in Financial Reporting	xii
<u>FINANCIAL SECTION</u>	
Independent Auditor’s Report	1
Management’s Discussion and Analysis	4
Basic Financial Statements:	
Government-wide Financial Statements:	
Statement of Net Position	18
Statement of Activities	20
Fund Financial Statements:	
Balance Sheet, Governmental Funds	21
Reconciliation of Total Governmental Fund Balances to Net Position of Governmental Activities	22
Statement of Revenues, Expenditures and Changes in Fund Balances, Governmental Funds	23
Reconciliation of the Statement of Revenues, Expenditures and Changes in Fund Balances of Governmental Funds to the Statement of Activities	24
Statement of Revenues, Expenditures and Changes in Fund Balance – Budget (Non-GAAP) and Actual, General Fund	25
Statement of Fund Net Position, Proprietary Funds	26
Statement of Revenues, Expenses and Changes in Fund Net Position, Proprietary Funds	28
Statement of Cash Flows, Proprietary Funds	29
Statement of Fiduciary Net Position, Custodial Funds	31
Statement of Changes in Fiduciary Net Position, Custodial Funds	32
Notes to the Basic Financial Statements	33

Required Supplementary Information:	
Schedule of the City’s Proportionate Share of the Net Pension Liability	98
Schedule of the City's Contributions – Pension	100
Schedule of the City’s Proportionate Share of the Net OPEB Liability	103
Schedule of the City's Contributions – OPEB	104
Notes to the Required Supplementary Information	106

SUPPLEMENTAL INFORMATION

Combining Statements for Nonmajor Governmental Funds and Individual Fund Schedules for Governmental Funds:	
Nonmajor Governmental Fund Descriptions	110
Combining Balance Sheet – Nonmajor Governmental Funds	116
Combining Statement of Revenues, Expenditures and Changes In Fund Balances, Nonmajor Governmental Funds	117
Combining Balance Sheet, Nonmajor Special Revenue Funds	118
Combining Statement of Revenues, Expenditures and Changes In Fund Balances, Nonmajor Special Revenue Funds	126
Combining Balance Sheet, Nonmajor Capital Projects Funds	134
Combining Statement of Revenues, Expenditures and Changes In Fund Balances, Nonmajor Capital Projects Funds	140
Combining Balance Sheet, Nonmajor Debt Service Funds	146
Combining Statement of Revenues, Expenditures and Changes In Fund Balances, Nonmajor Debt Service Funds	147
Individual Fund Schedules of Revenues, Expenditures, and Changes in Fund Balance, Budget (Non-GAAP Basis) and Actual	
Major Funds:	
General Fund	149
Treasurer’s Trust Fund	155
Insurance Repair Fund	156
Capital Replacement Fund	157
Fire Insurance Fund	158
Security Deposit Fund	159
Nonmajor Funds:	
Indigent Alcohol Treatment Fund	160
Municipal Probation Services Fund	161
Drug Enforcement / Education Fund	162
Traffic / Parking Control Fund	163
JAG 2017-DJ-BX-0421 Fund	164
JAG 2018-DJ-BX-0181 Fund	165

SFY2020 Specialized Dockets Payroll Subsidy Fund	166
Law Enforcement Diversion Grant 19-20 Fund	167
JAG 2019-DJ-BX-0356 Fund	168
ALCAP Operations Fund	169
ATP Drug Court Fund	170
SFY2021 Specialized Dockets Payroll Subsidy Fund	171
JAG 2020-DJ-BX-0501 Fund	172
Recreational Activity Fund	173
Youth Commission Activity Fund	174
Weed / Property Cleanup Fund	175
State Highway Fund	176
Street Repair Fund	177
Moving Ohio Forward Demo Program Fund	178
DOJ-Coronavirus Emergency Supplemental Funding	179
Law Enforcement Trust Fund	180
COPS Asset Forfeiture Fund	181
DARE Education Program Fund	182
CHIP Housing Improvement Fund	183
Rehab Property Sales Fund	184
CDBG Federal Block Grant Fund	185
HUD Lead Abatement Grant Fund	186
Land Utilization Fund	187
Hotel / Motel Tax Fund	188
CARES Act Provider Relief Fund	189
Aquatic Education Grant, AQ21-02105 Fund	190
Courts Special Projects Fund	191
Law Enforcement Training Assistance Fund	192
ALL-LIMA-TRAFFIC, PID 90949 Fund	193
Indigent Interlock / Alcohol Fund	194
NS Program Fund	195
County Coronavirus Relief Distribution Fund	196
Federal Asset Forfeiture Fund	197
Special Gifts / Memorials Fund	198
Legal Research / Computer Fund	199
Court Computerization Fund	200
Jackson St & Findlay Intersection Alignment Fund	201

Hospital Intersection Improvements Fund	202
Special Assessments Fund	203
ALL-Lima Hospital / Education Corridor Fund	204
State Issue II Fund	205
ALL-Lima RRGs Fund	206
Fire Vehicles Fund	207
Central Service Roof Fund	208
Police Cruisers and Equipment Fund	209
Note Issue, Government Projects Fund	210
2015 Note Issue, Government Projects Fund	211
ODNR-ALLE-003C Schoonover Lake Dam Restoration Fund	212
2017 Land & Water Conservation Fund-Schoonover Park Fund	213
Johnny Appleseed 2019 Cooperative Park Improvement Grant Fund	214
2018 Bond-Schoonover Lake Dam Fund	215
2018 Bond-Hall of Justice Renovation Fund	216
2018 Bond-Street Department Vehicles Fund	217
ODNR Natureworks Grant – Lincoln Park Fund	218
Lima Memorial Hospital Grant - Lincoln Park Fund	219
Ford Grant – Lincoln Park Fund	220
General Debt Service Fund	221
Special Assessment Debt Service Fund	222
Combining Statements for Proprietary Funds:	
Enterprise and Internal Service Fund Descriptions	224
Combining Statement of Fund Net Position, Internal Service Funds	225
Combining Statement of Revenues, Expenses and Changes in Net Position, Internal Service Funds	226
Combining Statement of Cash Flows, Internal Service Funds	227
Combining Statements for Fiduciary Funds:	
Fiduciary Fund Descriptions	230
Combining Statement of Fiduciary Net Position, Custodial Funds	231
Combining Statement of Changes in Fiduciary Net Position, Custodial Funds	232
Supplemental Schedule – General Fund Cash Basis to GAAP Basis Reconciliation:	
Supplemental Schedule – General Fund Cash Basis to GAAP Basis Reconciliation	234

STATISTICAL SECTION

Statistical Section Contents	S1
Net Position by Component, Last Ten Years (Accrual Basis of Accounting)	S2
Changes in Net Position, Last Ten Years (Accrual Basis of Accounting)	S4
Fund Balances, Governmental Funds, Last Ten Years (Modified Accrual Basis of Accounting)	S6
Changes in Fund Balances, Governmental Funds, Last Ten Years (Modified Accrual Basis of Accounting)	S8
Property Tax Rates – Direct and Overlapping Property Tax Rates, (Per \$1,000 of Assessed Valuation) Last Ten Years	S10
Assessed Valuation and Estimated Actual Values of Taxable Property, Last Ten Years	S12
Property Tax Levies and Collections, Last Ten Years	S13
Principal Property Taxpayers, Current Year and Nine Years Ago	S14
Income Tax Revenue Base and Collections, Last Ten Years	S16
Top Municipal Income Tax Payers, Individual Accounts, Current Year and Nine Years Ago	S17
Top Municipal Income Tax Payers, Withholding Accounts, Current Year and Nine Years Ago	S18
Computation of Direct and Overlapping Governmental Activities Debt, as of December 31, 2020	S19
Ratio of Outstanding Debt to Total Personal Income and Debt per Capita, Last Ten Years	S20
Legal Debt Margin Information, Last Ten Years	S22
Ratio of Net General Obligation Bonded Debt to Assessed Value and Net Bonded Debt Per Capita, Last Ten Years	S24
Pledged Revenue Coverage, Water Revenue Bonds, Last Ten Years	S25
Pledged Revenue Coverage, Sewer Revenue Bonds, Last Ten Years	S26
Demographic and Economic Statistics, Last Ten Years	S27
Principal Employers, Current Year and Five Years Ago	S28
Full-Time Equivalent City Government Employees by Function/Program Last Ten Years	S30
Operating Indicators by Activity/Program, Last Ten Years	S33
Capital Assets Statistics by Department/Program, Last Ten Year	S37



City of Lima, Ohio

50 Town Square Lima, Ohio 45801-4900
419/228-5462 Fax 419/221-5199 www.cityhall.lima.oh.us

David J. Berger, Mayor

June 25, 2021

Citizens of Lima
The Honorable Mayor
And Members of City Council
City of Lima, Ohio

I am pleased to present the Comprehensive Annual Financial Report (Annual Report) for the City of Lima (the “City”) for the year ended December 31, 2020. This report has been prepared according to generally accepted accounting principles (GAAP) as set forth by the Governmental Accounting Standards Board (GASB). Responsibility for the accuracy of the data and the completeness and fairness of the presentation, including all disclosures, rests with the City, specifically the City Auditor’s Office. The City has a framework of internal controls established to ensure the accuracy of the presented data and the completeness and fairness of the presentation. Because the cost of internal controls should not exceed anticipated benefits, the controls provide reasonable assurance that the financial statements are free of any material misstatements.

The Ohio Revised Code (ORC) requires that every public office, other than a state agency, publish a financial report for each fiscal year. Because the City prepares this report pursuant to generally accepted accounting principles, the report must be filed with the Auditor of State within one hundred fifty days after the end of the fiscal year. The City has fulfilled this requirement for the year ended December 31, 2020.

Management’s Discussion and Analysis (MD&A) immediately follows the Independent Auditor’s Report in the Financial Section of this Annual Report and provides a narrative introduction, overview and analysis of the basic financial statements. MD&A complements this letter of transmittal and should be read in conjunction with it.

The firm of Rea & Associates Inc. has issued an unmodified opinion on the City of Lima’s basic financial statements for the year ended December 31, 2020. The Independent Auditor’s Report is located at the front of the Financial Section of this report. In addition to the financial audit, a single audit was performed as required by the Single Audit Act Amendment of 1996 and the provisions of Uniform Guidance, *Audits of States, Local Governments, and Non-Profit Organizations*. The single audit report is not included in the City’s Comprehensive Annual Financial Report.



PROFILE OF THE CITY

The City of Lima, established in 1831 and incorporated in 1842, covers almost fourteen square miles and serves as the county seat of Allen County, Ohio. It is approximately seventy eight miles south of Toledo, seventy two miles north of Dayton and ninety miles northwest of Columbus. Interstate 75, a major north/south highway as well as several state highways run through the City. In addition U.S. Route 30, a major east/west route, runs just north of the City. Lima has an estimated population of 37,117 per the 2020 population estimates from the U.S. Census Bureau.

Operating under the Council/Mayor form of government, the citizens of Lima elect eight members of council (including the president and seven ward council members), a mayor, auditor and law director.

The City's service responsibilities are administered by a number of different departments, including police, fire, street maintenance, parks and recreation, engineering (including planning and zoning), community and economic development, water, sewer, storm sewer, and refuse (including recycling), and various support staff. These departments form the primary administrative unit of the City, responsible to City Council and the Mayor.

All funds, except custodial funds, are required to be budgeted and appropriated. The legal level of control has been established by City Council at the salaries, fringes, expenditures and capital level within each fund. The Mayor is required to submit The Mayor's Budget Estimate to City Council no later than December 15 of the preceding reporting year. City Council is required to adopt an original budget no later than April 1 of the reporting year.

LOCAL ECONOMY

Lima has been a manufacturing center for much of its existence. Steam and diesel locomotive engines for the nation's railroads, oil refining, automobiles and related components as well as battle tanks for the United States military establishment have been manufactured in and around the Lima area. As with many cities in the Midwest, the 1970's and 1980's saw decline in these types of employment opportunities.

Recent years have seen a shift toward more service oriented industries with the two hospitals located in Lima providing some of the largest sources of employment for the area. St. Rita's Medical Center employs nearly 2,900 individuals and Lima Memorial Health System employs approximately 1,600.

Even with this shift, Lima still has a solid base in the manufacturing sector. Ford Motor Company operates an engine assembly plant just outside the City limits. The Husky Lima Refinery continues to provide crude oil refining operations and has led to various chemical manufacturing companies moving to the area utilizing byproducts of the crude oil refining process. General Dynamics in partnership with the Federal government's Joint Systems Manufacturing facility still manufactures and refurbishes the U.S. Army's M1A1 main battle tank as well as several other armor related vehicles for other branches of the U.S. military.

Downtown Lima, after several years of decline, is seeing resurgence in economic activity. In the past five years the downtown area has seen over 30 new businesses begin operation. Everything from full service restaurants to radio/media companies to dance studios have opened their doors and provide for a very diverse population to the downtown area.

The City continues to work with James A. Rhodes State College to construct a Center for Health Science Education and Innovations facility to the downtown area. Ground was broken and construction started in the spring of 2020. Completion and occupancy is expected in time for the beginning of the 2021-22 school year.

LONG-TERM FINANCIAL PLANNING

Unappropriated General Fund monies carry forward at the end of the year.

There are no statutory requirements or policies on which City Council is to rely to determine the amount of fund balance they want to carry forward from year to year. It has been the practice of the Administration and City Council to maintain a general fund cash balance of at least two months of the prior year's expenditures.

The City of Lima strongly relies upon income tax and property tax revenues for its economic well-being. Combined, these tax revenues accounted for approximately 54% of total General Fund revenues in 2020. Proactive measures with regard to hiring and expenditures allowed the City to weather the COVID19 pandemic. The City enacted a hiring freeze that was in place for most of 2020. Safety Service positions were able to be filled on a limited basis toward the end of the year. As the City continues to react and adapt to the COVID19 economic climate, City Administration will search for innovative ways to streamline processes and reduce expenditures.

RELEVANT FINANCIAL POLICIES

The City's purchasing policy provides the framework for all purchasing and contract discussions. The policy enables the purchasing and contracting functions to be carried out efficiently and uniformly.

The City Finance Director/Treasurer manages the investments of the City's funds by adhering to the Investment Policy that has been approved by the City Council. Any financial institution that holds City funds must adhere to the requirements of the policy. This policy details the objectives and rules for the safekeeping of the City funds.

The goal of the capital asset inventory system and policy is to provide control and accountability over the City's capital assets and to assist departments in gathering and maintaining information needed for the preparation of the annual financial statements. The City recognizes the importance of preserving the community's capital assets.

MAJOR INITIATIVES

The City continued and completed work on several capital improvement projects in 2020.

The City continued to work on a significant railroad grade separation project in 2020. The project will provide an underpass where Elm Street and the Indiana and Ohio railroad intersect. Ground breaking occurred in May 2018 and construction on the grade separation as well as a roundabout at a nearby intersection was close to completion at the end of 2020.

The City completed construction on an underground combined sewer overflow tank. Total project cost was \$40.4 million and is part of the City's consent decree.

The City continued the Smart Cities Initiative in 2020. This initiative will establish an integration of various software systems throughout the City. In doing so, it will provide a more efficient and transparent way of communicating information both internally across all departments, as well as externally to the community and its residents. The most public facing aspect so far is the implementation of a service request portal that the general public can use to easily report issues or concerns to the proper City department.

AWARDS AND ACKNOWLEDGEMENTS


The Government Finance Officers Association of the United States and Canada (GFOA) awarded a Certificate of Achievement for Excellence in Financial Reporting to the City of Lima for its comprehensive annual financial report for the fiscal year ended December 31, 2019. This was the fifth consecutive year that the City had achieved this prestigious award. In order to be awarded a Certificate of Achievement, a government must publish an easily readable and efficiently organized comprehensive annual financial report. This report must satisfy both generally accepted accounting principles and applicable legal requirements.

A Certificate of Achievement is valid for a period of one year only. We believe that our current comprehensive annual financial report continues to meet the Certificate of Achievement Program's requirements and we are submitting it to the GFOA to determine its eligibility for another certificate.

The City also received the Ohio Auditor of State's Award with Distinction for the fiscal year ended December 31, 2019. This is the first year the City has received this award.

Sincere appreciation is extended to the Mayor and his staff and to City Council for their support of this project. This Comprehensive Annual Financial Report was prepared by the City Auditor's Office with the dedicated services of the entire staff. Appreciation is also extended to all department personnel for their assistance in gathering the information found in the statistical section of this report.

Respectfully submitted,



Randall S. Bartels
City Auditor

CITY OF LIMA
Allen County, Ohio

List of Elected and Appointed Officials
As of December 31, 2020

ELECTED OFFICIALS

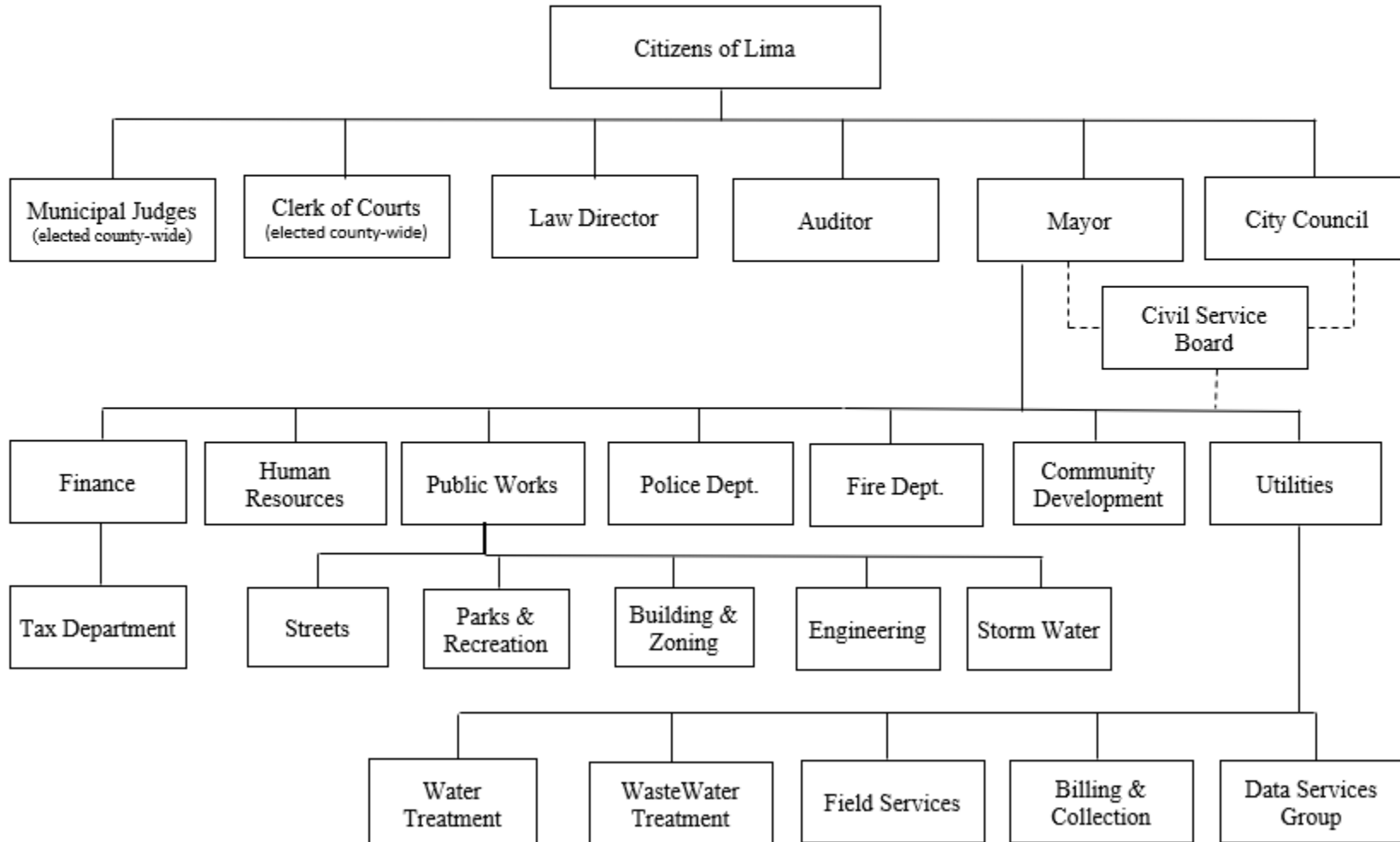
Mayor	David J. Berger
City Auditor	Randall S. Bartels
City Law Director	Anthony L. Geiger
Clerk of Courts	James G. Link
Municipal Judge	David Rodabaugh
Municipal Judge	Tammie Hursh
Council President	John G. Nixon
Council Member, 1 st Ward	Todd Gordon
Council Member, 2 nd Ward	Anthony Wilkerson
Council Member, 3 rd Ward	Carla Thompson
Council Member, 4 th Ward	Peggy Ehora
Council Member, 5 th Ward	Jamie Dixon
Council Member, 6 th Ward	Derry Glenn
Council Member, 7 th Ward	Jon M. Neeper

APPOINTED OFFICIALS

Clerk of Council	Dana Addis
Deputy Law Director	Anthony DiPietro
Operations Coordinator	Sharetta Smith
Director of Finance/Treasurer	Steve Cleaves
Director of Human Resources	Kari Keener
Public Works Director	Howard Elstro
Deputy Public Works Director	Warner Roach
Deputy Public Works Director	Ric Stolly
Community Development Director	Susan Crotty
Director of Utilities	Michael Caprella
Deputy Utilities Director	Emily Kerber
Chief of Police	Kevin Martin
Fire Chief	Andrew Heffner
Civil Service Board Member	Mark Mullenhour
Civil Service Board Member	Pilate Bradley
Civil Service Board Member	Byron Seldon
Civil Service Board Secretary	Debra Vobbe

CITY OF LIMA
Allen County, Ohio

Organizational Chart
by Department





Government Finance Officers Association

Certificate of
Achievement
for Excellence
in Financial
Reporting

Presented to

**City of Lima
Ohio**

For its Comprehensive Annual
Financial Report
For the Fiscal Year Ended

December 31, 2019

Christopher P. Morrill

Executive Director/CEO



Financial Section



This page intentionally blank

Independent Auditor's Report

To Members of City Council
City of Lima
Allen County, Ohio
50 Town Square
Lima, OH 45801

Report on the Financial Statements

We have audited the accompanying financial statements of the governmental activities, the business-type activities, each major fund, and the aggregate remaining fund information of the City of Lima, Allen County, Ohio, (the City) as of and for the year ended December 31, 2020, and the related notes to the financial statements, which collectively comprise the City's basic financial statements as listed in the table of contents.

Management's Responsibility for the Financial Statements

Management is responsible for the preparation and fair presentation of these financial statements in accordance with accounting principles generally accepted in the United States of America; this includes the design, implementation, and maintenance of internal control relevant to the preparation and fair presentation of financial statements that are free from material misstatement, whether due to fraud or error.

Auditor's Responsibility

Our responsibility is to express opinions on these financial statements based on our audit. We conducted our audit in accordance with auditing standards generally accepted in the United States of America and the standards applicable to financial audits contained in *Government Auditing Standards* issued by the Comptroller General of the United States. Those standards require that we plan and perform the audit to obtain reasonable assurance about whether the financial statements are free from material misstatement.

An audit involves performing procedures to obtain audit evidence about the amounts and disclosures in the financial statements. The procedures selected depend on the auditor's judgment, including the assessment of the risks of material misstatement of the financial statements, whether due to fraud or error. In making those risk assessments, the auditor considers internal control relevant to the entity's preparation and fair presentation of the financial statements in order to design audit procedures that are appropriate in the circumstances, but not for the purpose of expressing an opinion on the effectiveness of the entity's internal control. Accordingly, we express no such opinion. An audit also includes evaluating the appropriateness of accounting policies used and the reasonableness of significant accounting estimates made by management, as well as evaluating the overall presentation of the financial statements.

We believe that the audit evidence we have obtained is sufficient and appropriate to provide a basis for our audit opinions.

Opinions

In our opinion, the financial statements referred to above present fairly, in all material respects, the respective financial position of the governmental activities, the business-type activities, each major fund, and the aggregate remaining fund information of the City of Lima, Allen County, Ohio, as of December 31, 2020, and the respective changes in financial position and, where applicable, cash flows thereof and the respective budgetary comparison for the general fund for the year then ended in accordance with accounting principles generally accepted in the United States of America.

Other Matters

Required Supplementary Information

Accounting principles generally accepted in the United States of America require that the Management's Discussion and Analysis and pension and other post-employment benefit schedules as listed in the table of contents, be presented to supplement the basic financial statements. Such information, although not a part of the basic financial statements, is required by the Governmental Accounting Standards Board who considers it to be an essential part of financial reporting for placing the basic financial statements in an appropriate operational, economic, or historical context. We have applied certain limited procedures to the required supplementary information in accordance with auditing standards generally accepted in the United States of America, which consisted of inquiries of management about the methods of preparing the information and comparing the information for consistency with management's responses to our inquiries, the basic financial statements, and other knowledge we obtained during our audit of the basic financial statements. We do not express an opinion or provide any assurance on the information because the limited procedures do not provide us with sufficient evidence to express an opinion or provide any assurance.

Other Information

Our audit was conducted for the purpose of forming opinions on the financial statements that collectively comprise the City's basic financial statements. The introductory section, combining and individual fund financial statements and schedules, and statistical section are presented for purposes of additional analysis and are not a required part of the basic financial statements.

The combining and individual fund financial statements and schedules are the responsibility of management and were derived from and relate directly to the underlying accounting and other records used to prepare the basic financial statements. Such information has been subjected to the auditing procedures applied in the audit of the basic financial statements and certain additional procedures, including comparing and reconciling such information directly to the underlying accounting and other records used to prepare the basic financial statements or to the basic financial statements themselves, and other additional procedures in accordance with auditing standards generally accepted in the United States of America. In our opinion, the combining and individual fund financial statements and schedules are fairly stated, in all material respects, in relation to the basic financial statements as a whole.

The introductory and statistical sections have not been subjected to the auditing procedures applied in the audit of the basic financial statements, and accordingly, we do not express an opinion or provide any assurance on them.

Other Reporting Required by *Government Auditing Standards*

In accordance with *Government Auditing Standards*, we have also issued our report dated June 25, 2021, on our consideration of the City's internal control over financial reporting and on our tests of its compliance with certain provisions of laws, regulations, contracts, and grant agreements and other matters. The purpose of that report is to describe the scope of our testing of internal control over financial reporting and compliance and the results of that testing, and not to provide an opinion on the effectiveness of the City's internal control over financial reporting or on compliance. That report is an integral part of an audit performed in accordance with *Government Auditing Standards* in considering the City's internal control over financial reporting and compliance.

Rea & Associates, Inc.

Rea & Associates, Inc.
Lima, Ohio
June 25, 2021

CITY OF LIMA
Allen County, Ohio

Management's Discussion and Analysis
For the Year Ended December 31, 2020
(Unaudited)

The discussion and analysis of the City of Lima's (the "City") financial performance provides an overall review of the City's financial activities for the fiscal year ended December 31, 2020. The intent of this discussion and analysis is to look at the City's performance as a whole; readers should also review the basic financial statements and the notes to the financial statements to enhance their understanding of the City's financial performance.

Financial Highlights

Key financial highlights for 2020 are as follows:

- ❑ For the City as a whole, general revenues accounted for \$24.5 million in revenue or 25.3 percent of all revenues. Program specific revenues in the form of charges for services and sales, grants, contributions and interest accounted for \$72.5 million or 74.7 percent of total revenues of \$97.0 million.
- ❑ For the City as a whole, total program expenses were \$81.8 million: \$45.5 million in governmental activities and \$36.3 million in business-type activities.
- ❑ The City's total net position increased over \$15.22 million from 2019 balances. The business-type activities contributed \$7.96 million; the governmental activities contributed \$7.26 million. This reflects an improvement in the overall financial position of the City.
- ❑ As of the close of the current fiscal year, the City of Lima's governmental funds reported combined ending fund balances of \$22.3 million, an increase from the prior year largely attributed to workers' compensation rebates and refunds provided by the State program, CARES Act funding which supported police and fire, as well prudent spending and a hiring freeze.
- ❑ The City's total outstanding debt increased \$5.5 million to \$154.4 million from \$148.9 million. Throughout 2020, the City drew approximately \$11.7 million in OWDA loans. \$5.8 million was used to continue the construction of an underground storage tank for the City's sanitary sewer system. \$1.7 million was used to continue the work in two sewer segmented block rehabilitation projects. \$1.5 million was used for the rehabilitation of the Mumaugh Road and Cable Road sewer pump stations. Each of these projects is pursuant to the City's EPA Consent Decree. An additional \$2.7 million in OWDA loan draws was used in a city-wide water meter replacement project. Despite the new obligations, the City continues to prudently manage the repayment of its debt obligations.

Using this Annual Financial Report

This report is designed to allow the reader to look at the financial activities of the City of Lima as a whole and is intended to allow the reader to obtain a summary view or a more detailed view of the City operations, as they prefer.

The Statement of Net Position and the Statement of Activities provide information from a summary perspective showing the effects of the operations for the year 2020 and how they affected the operations of the City as a whole.

CITY OF LIMA
Allen County, Ohio

Management's Discussion and Analysis
For the Year Ended December 31, 2020
(Unaudited)
(Continued)

Reporting the City of Lima as a Whole

Statement of Net Position and the Statement of Activities

Our analysis of the City as a whole begins on page 7. One of the most important questions asked about the City's finances is, "Is the City as a whole better off or worse off as a result of the year's activities?" The *Statement of Net Position* and the *Statement of Activities* report information about the City as a whole and about its activities in a way that helps answer this question. These statements include all assets, deferring outflows of resources, liabilities and deferred inflows of resources using the *accrual basis of accounting*, which is similar to the accounting used by most private-sector companies. Accrual of the current year's revenues and expenses are taken into account regardless of when cash is received or paid. These statements provide a long-term view of the City's finances.

These two statements report the City's *net position* and changes in net position. You can think of the City's net position, the difference between assets and deferred outflows of resources (what the citizens own) and liabilities and deferred inflows of resources (what the citizens owe) as one way to measure the City's financial health, or *financial position*. Over time, *increases or decreases* in the City's net position are one indicator of whether its *financial health* is improving or deteriorating. You will need to consider other non-financial factors however, such as changes in the City's property tax base, income tax base, and the condition of the City's capital assets (land, roads, building and water and sewer lines, etc.) to assess the *overall health* of the City.

In the Statement of Net Position and the Statement of Activities, the City is divided into two distinct types of activities:

- ❑ **Governmental Activities** - Most of the City's programs and services are reported here, including the police, fire, street and highway maintenance, capital improvement, vehicle acquisition, parks and recreation, community environment and general administrative. Income taxes, property taxes, undivided local government, water contract fees and state and federal grants finance most of these activities.
- ❑ **Business-Type Activities** - The City charges a fee to customers to help cover all or most of the cost of certain services it provides. The City's water, sewer, refuse and storm water operations are reported here.

Reporting the City of Lima's Most Significant Funds

Fund Financial Statements

A fund is a grouping of related accounts that is used to maintain control over resources that have been safeguarded for specific activities or objectives. The City uses many funds to account for financial transactions. Some funds are required to be established by State law. However, City Council establishes many other funds to help it control and manage money for particular purposes or to show that it is meeting legal responsibilities for using certain taxes, grants, and other money. These fund financial statements tell how services were financed in the short-term as well as what remains for future spending. These statements focus on the City's most significant funds. The City's major governmental fund is the general fund.

CITY OF LIMA
Allen County, Ohio

Management's Discussion and Analysis
For the Year Ended December 31, 2020
(Unaudited)
(Continued)

The City's three types of funds – governmental, proprietary, and fiduciary – use different accounting approaches.

Governmental Funds - Most of the City's activities are reported in governmental funds, which focus on how money flows into and out of those funds and the balances left at year-end available for spending in future periods. These funds are reported using an accounting method called *modified accrual* accounting, which measures cash and all other financial assets that can readily be converted to cash. The governmental fund statements provide a detailed *short-term view* of the City's general government operations and the basic services it provides. Governmental fund information helps one determine whether there are more or fewer financial resources that can be spent in the near future to finance the City's programs and services. The relationship (or differences) between governmental activities (reported in the Statement of Net Position and the Statement of Activities) and governmental funds is described in the reconciliations following the fund financial statements.

Information is presented separately in the governmental fund balance sheet and in the governmental fund statement of revenues, expenditures, and changes in fund balance for the general fund, which is considered to be the City's major governmental fund. Information from the remaining governmental funds is combined into a single, aggregated presentation.

The City adopts an annual appropriated budget for each of its funds. A budgetary comparison statement has been provided for the general fund to demonstrate compliance with this budget.

Our analysis of the City's major governmental funds begins on page 13. The governmental fund financial statements begin on page 21.

Proprietary Funds - When the City charges customers for the services it provides, whether to outside customers or to other departments or segments of the City, these services are reported in proprietary funds. Proprietary funds use the same *accrual basis* of accounting as the Statement of Net Position and the Statement of Activities. In fact, the City's enterprise funds (water, sewer, refuse and storm water) are the same as the government-wide business-type activities but provide more detail, as well as cash flow information. These statements will essentially match, except the government-wide business-type activities also include the internal service fund allocations.

The proprietary fund financial statements begin on page 26.

Fiduciary Funds – Fiduciary funds are used to account for resources held for the benefit of parties outside the government. Fiduciary funds are not reflected in the government-wide financial statements because the resources of those funds are not available to support the City's own programs. The accounting used for the fiduciary funds is much like that used for proprietary funds.

The fiduciary fund financial statements begin on page 31.

CITY OF LIMA
Allen County, Ohio

Management's Discussion and Analysis
For the Year Ended December 31, 2020
(Unaudited)
(continued)

The City of Lima as a Whole

Recall that the Statement of Net Position provides the perspective of the City as a whole. Table 1 provides a summary of the City's net position for 2020 compared to 2019.

(Table 1)
Net Position

	Governmental Activities		Business-type Activities		Total	
	2020	2019	2020	2019	2020	2019
Assets						
Current and Other Assets	\$ 43,607,809	\$ 38,222,332	\$ 47,831,981	\$ 38,895,552	\$ 91,439,790	\$ 77,117,884
Capital Assets, Net	70,899,287	67,502,730	190,297,480	183,853,923	261,196,767	251,356,653
Total Assets	<u>114,507,096</u>	<u>105,725,062</u>	<u>238,129,461</u>	<u>222,749,475</u>	<u>352,636,557</u>	<u>328,474,537</u>
Deferred Outflows of Resources						
Deferred Charges on Debt Refundings	0	0	374,004	425,200	374,004	425,200
Pension	6,377,000	15,113,454	1,184,155	3,206,593	7,561,155	18,320,047
OPEB	4,129,564	3,280,901	858,502	408,222	4,988,066	3,689,123
Deferred Outflows of Resources	<u>10,506,564</u>	<u>18,394,355</u>	<u>2,416,661</u>	<u>4,040,015</u>	<u>12,923,225</u>	<u>22,434,370</u>
Liabilities						
Current and Other Liabilities	3,398,711	4,420,748	3,757,276	3,590,885	7,155,987	8,011,633
Long-term liabilities outstanding						
Due Within One Year	2,330,862	2,613,737	6,032,037	5,554,730	8,362,899	8,168,467
Due in More than One Year						
Net Pension Liability	42,137,938	53,936,857	7,748,006	10,895,469	49,885,944	64,832,326
Net OPEB Liability	12,870,273	12,205,754	5,414,333	5,172,034	18,284,606	17,377,788
Other Amounts	7,230,954	7,955,716	142,594,282	136,481,285	149,825,236	144,437,001
Total Liabilities	<u>67,968,738</u>	<u>81,132,812</u>	<u>165,545,934</u>	<u>161,694,403</u>	<u>233,514,672</u>	<u>242,827,215</u>
Deferred Inflows of Resources						
Deferred Revenues	1,050,119	1,046,053	0	0	1,050,119	1,046,053
Pension	7,097,408	1,698,308	1,929,866	618,861	9,027,274	2,317,169
OPEB	3,961,489	2,562,021	950,812	318,932	4,912,301	2,880,953
Total Deferred Inflows of Resources	<u>12,109,016</u>	<u>5,306,382</u>	<u>2,880,678</u>	<u>937,793</u>	<u>14,989,694</u>	<u>6,244,175</u>
Net position						
Net investment in capital assets	63,374,221	59,431,988	41,680,928	41,984,824	105,055,149	101,416,812
Restricted	19,060,841	18,226,248	0	0	19,060,841	18,226,248
Unrestricted	<u>(37,499,156)</u>	<u>(39,978,013)</u>	<u>30,438,582</u>	<u>22,172,470</u>	<u>(7,060,574)</u>	<u>(17,805,543)</u>
Total Net Position	<u>\$ 44,935,906</u>	<u>\$ 37,680,223</u>	<u>\$ 72,119,510</u>	<u>\$ 64,157,294</u>	<u>\$ 117,055,416</u>	<u>\$ 101,837,517</u>

The net pension liability (NPL) is the largest single liability reported by the City at December 31, 2020 and is reported pursuant to GASB Statement 68, *Accounting and Financial Reporting for Pensions—an Amendment of GASB Statement 27*. The City also adopted GASB Statement 75, *Accounting and Financial Reporting for Postemployment Benefits Other Than Pensions*, which significantly revised accounting for costs and liabilities related to other postemployment benefits (OPEB) as well. For reasons discussed below, many end users of this financial statement will gain a clearer understanding of the City's actual financial condition by adding deferred inflows related to pension and OPEB, the net

CITY OF LIMA
Allen County, Ohio

Management's Discussion and Analysis
For the Year Ended December 31, 2020
(Unaudited)
(Continued)

pension liability and the net OPEB liability to the reported net position and subtracting deferred outflows related to pension and OPEB.

Governmental Accounting Standards Board standards are national and apply to all government financial reports prepared in accordance with generally accepted accounting principles. Prior accounting for pensions (GASB 27) and postemployment benefits (GASB 45) focused on a funding approach. This approach limited pension and OPEB costs to contributions annually required by law, which may or may not be sufficient to fully fund each plan's *net pension liability* or *net OPEB liability*. GASB 68 and GASB 75 take an earnings approach to pension and OPEB accounting; however, the nature of Ohio's statewide pension/OPEB plans and state law governing those systems requires additional explanation in order to properly understand the information presented in these statements.

GASB 68 and GASB 75 require the net pension liability and the net OPEB liability to equal the City's proportionate share of each plan's collective:

1. Present value of estimated future pension/OPEB benefits attributable to active and inactive employees' past service
- 2 Minus plan assets available to pay these benefits

GASB notes that pension and OPEB obligations, whether funded or unfunded, are part of the "employment exchange" – that is, the employee is trading his or her labor in exchange for wages, benefits, and the promise of a future pension and other postemployment benefits. GASB noted that the unfunded portion of this promise is a present obligation of the government, part of a bargained-for benefit to the employee, and should accordingly be reported by the government as a liability since they received the benefit of the exchange. However, the City is not responsible for certain key factors affecting the balance of these liabilities. In Ohio, the employee shares the obligation of funding pension benefits with the employer. Both employer and employee contribution rates are capped by State statute. A change in these caps requires action of both Houses of the General Assembly and approval of the Governor. Benefit provisions are also determined by State statute. The Ohio revised Code permits, but does not require the retirement systems to provide healthcare to eligible benefit recipients. The retirement systems may allocate a portion of the employer contributions to provide for these OPEB benefits.

The employee enters the employment exchange with the knowledge that the employer's promise is limited not by contract but by law. The employer enters the exchange also knowing that there is a specific, legal limit to its contribution to the retirement system. In Ohio, there is no legal means to enforce the unfunded liability of the pension/OPEB plan *as against the public employer*. State law operates to mitigate/lessen the moral obligation of the public employer to the employee, because all parties enter the employment exchange with notice as to the law. The retirement system is responsible for the administration of the pension and OPEB plans.

Most long-term liabilities have set repayment schedules or, in the case of compensated absences (i.e. sick and vacation leave), are satisfied through paid time-off or termination payments. There is no repayment schedule for the net pension liability or the net OPEB liability. As explained above, changes in benefits, contribution rates, and return on investments affect the balance of these liabilities, but are outside the control of the local government. In the event that contributions, investment returns, and other changes are insufficient to keep up with required payments, State statute does not assign/identify the responsible

CITY OF LIMA
Allen County, Ohio

Management's Discussion and Analysis
For the Year Ended December 31, 2020
(Unaudited)
(Continued)

party for the unfunded portion. Due to the unique nature of how the net pension liability and the net OPEB liability are satisfied, these liabilities are separately identified within the long-term liability section of the statement of net position.

In accordance with GASB 68 and GASB 75, the City's statements prepared on an accrual basis of accounting include an annual pension expense and an annual OPEB expense for their proportionate share of each plan's *change* in net pension liability and net OPEB liability, respectively, not accounted for as deferred inflows/outflows.

During 2020, the City implemented GASB Statement No. 83, *Certain Asset Retirement Obligations*, which established criteria for determining the timing and pattern of recognition of a liability and a corresponding deferred outflow of resources for asset retirement obligations. There was no effect to the financial statements with the implementation of this standard. See Note 9 for additional discussion regarding this implementation.

The City's combined net position experienced an increase of \$15.22 million, or 14.9 percent, as of December 31, 2020.

Net position in the City's governmental activities changed from prior year, increasing \$7.26 million or 19.3%. Restricted net position, those restricted mainly for debt repayment, capital projects and special purposes such as street repairs, state highway projects, court projects, and community housing programs increased \$0.83 million or approximately 4.6 percent from prior year. Court projects and community housing programs were the largest contributors to the increase. The net investment in capital assets category increased by \$3.94 million from 2019. Construction in progress increased nearly \$5.1 million with the progression of the railroad grade separation project, and the Wayne & High Street Reconstruction project. The City reduced its level of governmental bond debt with its prudence in repayment. Unrestricted net position, the part of net position that can be used to finance day-to-day operations without constraints established by debt covenants, enabling legislation, or other legal requirements increased \$2.5 million from 2019 or approximately 6.2 percent from prior year.

Total assets of the governmental activities increased approximately \$8.8 million from 2019. The City's ability to assess taxpayer property tax duplicates for sidewalk repairs, property maintenance charges and storm water services, special assessments receivable contributed \$0.8 million to the increase. Intergovernmental receivable increased \$0.5 million due to the timing of Federal and State grant reimbursements. Capital assets (net) account for nearly \$3.4 million of the increase as the City's investment in equipment and infrastructure continues diligently. Unspent funds received from Ohio's worker's compensation program contributed significantly to a \$3.6 million increase in cash and cash equivalents. The change in deferred outflows was \$(7.9) million from the prior year balance (see Notes 12 and 13 for additional discussion on pension and OPEB).

Total liabilities of governmental activities changed approximately \$(13.2) million from prior year most significantly due to the changes in the net pension and net OPEB liabilities. Deferred inflows of resources changed \$6.8 million from the prior year. See Notes 12 and 13 for additional discussion about the effects of GASB 68 and 75 on the accruals and deferred inflows.

Net position in the City's business-type activities increased nearly \$7.96 million or 12.4 percent. The City generally can only use unrestricted net position to finance the continuing operations of the water,

CITY OF LIMA
Allen County, Ohio

Management's Discussion and Analysis
For the Year Ended December 31, 2020
(Unaudited)
(Continued)

sewer, refuse and storm water operations and other business-type activities of the City. In January 2020, the water utility implemented a nine percent rate increase in user rates, and the sewer utility implemented a two percent rate increase, with a \$1 increase in the customer's EPA charge. The effect of the increased user rates contributed to the \$8.3 million increase in total unrestricted net position increase over the prior year. The remaining component of net position is net investment in capital assets which changed \$(0.3) million or (0.7) percent from prior year. Although net capital assets increased approximately \$6.4 million, nearly all was financed using OWDA funding.

Business-type total assets increased \$15.4 million from the prior year. As mentioned in the previous paragraph, capital assets, net of depreciation, contributed \$6.4 million to this overall increase in total assets. Following the mandates of an EPA Consent Decree, the City has significant utility projects in process as of December 31, 2020. Business-type liabilities increased nearly \$3.9 million. Current liabilities, such as contracts payable, changed \$0.2 million from the prior year. However, the \$11.7 million additional proceeds from OWDA long-term debt to fund the utility projects significantly contributed to the overall increase offset by a decrease to the net pension liability. Deferred outflows of resources for business-type activities changed \$(1.6) million from 2019. Deferred inflows of resources increased \$1.9 million from the prior year. The change in the deferred inflows and outflows are mainly due to pension and OPEB. See Notes 12 and 13 for additional discussion.

This space intentionally blank.

CITY OF LIMA
Allen County, Ohio

Management's Discussion and Analysis
For the Year Ended December 31, 2020
(Unaudited)
(Continued)

In order to further understand what makes up the changes in net position for the current year, the following table gives readers further details regarding the results of activities for 2020 and 2019.

(Table 2)
Changes in Net Position

	Governmental Activities		Business-type Activities		Total	
	2020	2019	2020	2019	2020	2019
Revenues						
<i>Program Revenues:</i>						
Charges for Services and Sales	\$ 15,651,942	\$ 16,051,170	\$ 42,428,815	\$ 40,543,177	\$ 58,080,757	\$ 56,594,347
Operating Grants, Contributions and Interest	6,625,792	3,021,379	0	0	6,625,792	3,021,379
Capital Grants, Contributions and Interest	7,530,495	6,545,412	242,079	45,030	7,772,574	6,590,442
Total Program Revenues	29,808,229	25,617,961	42,670,894	40,588,207	72,479,123	66,206,168
<i>General Revenues:</i>						
Property Taxes	1,157,929	1,142,151	0	0	1,157,929	1,142,151
Income Taxes	18,634,896	19,212,528	0	0	18,634,896	19,212,528
Other Local Taxes	181,905	282,723	0	0	181,905	282,723
Intergovernmental	1,270,499	1,295,475	0	0	1,270,499	1,295,475
Investment Earnings	430,049	725,079	67,039	210,583	497,088	935,662
Miscellaneous	2,430,093	465,870	368,805	128,426	2,798,898	594,296
Total General Revenues	24,105,371	23,123,826	435,844	339,009	24,541,215	23,462,835
Total Revenues	53,913,600	48,741,787	43,106,738	40,927,216	97,020,338	89,669,003
Program Expenses						
Security of Persons and Property	19,061,916	2,870,480	0	0	19,061,916	2,870,480
Leisure Time	1,655,212	2,018,248	0	0	1,655,212	2,018,248
Community Environment	3,111,032	3,567,973	0	0	3,111,032	3,567,973
Transportation	6,537,115	5,831,966	0	0	6,537,115	5,831,966
General Government	14,923,729	13,230,152	0	0	14,923,729	13,230,152
Interest and Fiscal Charges	236,441	255,474	0	0	236,441	255,474
Water	0	0	17,154,037	16,471,828	17,154,037	16,471,828
Sewer	0	0	14,013,542	13,053,066	14,013,542	13,053,066
Refuse	0	0	2,858,089	2,808,839	2,858,089	2,808,839
Storm Water	0	0	2,251,326	2,423,849	2,251,326	2,423,849
Total Program Expenses	45,525,445	27,774,293	36,276,994	34,757,582	81,802,439	62,531,875
Increase in Net Position Before Transfers	8,388,155	20,967,494	6,829,744	6,169,634	15,217,899	27,137,128
Net Transfers	(1,132,472)	0	1,132,472	0	0	0
Change in Net Position	7,255,683	20,967,494	7,962,216	6,169,634	15,217,899	27,137,128
Beginning Net Position	37,680,223	16,712,729	64,157,294	57,987,660	101,837,517	74,700,389
Ending Net Position	\$ 44,935,906	\$ 37,680,223	\$ 72,119,510	\$ 64,157,294	\$ 117,055,416	\$ 101,837,517

Governmental Activities

As mentioned above, governmental activities increased in net position of \$7.26 million.

The funding for City's governmental activities comes from several different sources. During 2020 revenues provided by specific programs through charges for services amounted to 29.03 percent of all governmental revenue. Revenues provided by sources other than city residents, in the form of operating and capital grants, comprise another 26.26 percent. General revenues account for the remaining 44.71 percent. The City's most significant general revenue is its municipal income tax. Other prominent

CITY OF LIMA
Allen County, Ohio

Management's Discussion and Analysis
For the Year Ended December 31, 2020
(Unaudited)
(Continued)

sources received during the current fiscal year include property taxes, unrestricted grants and entitlements such as local government funding, and workers compensation refunds and rebates .

The City's income tax went into effect January 1, 1960 at a rate of 0.75 percent. The rate was increased to 1 percent on January 1, 1967. The income tax rate was increased to its current rate of 1.5 percent on January 1, 1983. Both residents of the City and non-residents who work inside the City are subject to the income tax. If residents work in a locality that withholds municipal income tax, the City of Lima provides 100 percent credit up to 1.5 percent for those who pay income tax to another city. City Council could by Ordinance choose to vary that income tax credit and create additional revenues for the City, if deemed necessary.

Overall, total governmental activities revenues increased \$5.2 million from the prior year. Charges for services serve the general government and include such sources as water contract fee, water district fees, special assessments and fines and forfeitures. The change in charges for services was \$(0.4) million when compared to the prior year. Operating grants, contributions and interest increased \$3.6 million from prior year, mainly as a result of governmental assistance funds received in response to the COVID-19 pandemic. Capital grants contributed \$1.0 million of the increase, however, \$1.1 million in capital assets was transferred from governmental activities to the stormwater business-type activities. Overall, general revenues increased \$1.0 million from the previous year. It is important to note, however, that municipal income tax revenue decreased \$0.6 million, other local tax revenue decreased \$0.1 million, and investment earnings decreased \$0.3 million. These decreases reflect the economic effect of the pandemic. The State's response to the pandemic provided the City nearly \$2.5 million in workers' compensation rebates and refunds. These funds are presented in miscellaneous revenue for its governmental activities, resulting in the net \$1.0 million increase in general revenues..

Total governmental expenses changed \$17.8 million from 2019. Police and Fire Departments generally represent the largest expense of all governmental activities. These two departments operate out of the City's general fund. The significant increase in security of persons and property for police and fire is a result of OP&F's change in its retiree health care model to a stipend-based healthcare model in prior year. This change reduced its total OPEB liability, which then significantly lowers the OPEB liability reported by employers. This had caused security of persons and property to report a negative expense in 2019 in reporting the OPEB liability. This expense of nearly \$19.1 million represents 41.9 percent of the total governmental services expenses in 2020.

The City's Transportation Department provides the City and its citizens many services including public road maintenance, salting, leaf and debris pickup, paint striping and alley profiling. This department operates out of both the General fund and the Street Repair Special Revenue fund. This department had expenses of \$6.5 million or 14.4 percent of total governmental services expenses. The \$0.7 million change from prior year expenditures resulted from the timing of street resurfacing projects when compared to prior year.

The City's Community Development Department accounts for the Community Environment expenses. This department provides services such as code enforcement, home repair assistance, some economic development work and other community environment related services. Community Environment expenses equaled \$3.1 million. This is 6.8 percent of total governmental services expenses.

CITY OF LIMA
Allen County, Ohio

Management's Discussion and Analysis
For the Year Ended December 31, 2020
(Unaudited)
(Continued)

The City maintains 12 parks (leisure time activities) within the City. Leisure time activities also account for the City-sponsored recreational activities. This area had expenses of \$1.7 million in 2020 or 3.6 percent of total governmental services expenses.

General government expenses were \$14.9 million or 32.8 percent of the total government services expenses. This category includes expenses associated with City departments that are not associated with the other cost centers. Pension expense related to GASB 68 accruals, the OPEB expense related to GASB 75 accruals and depreciation contributed over \$1.4 million to the general government expenses during the current fiscal year.

Business-Type Activities

Business-type activities include water, sewer, refuse and storm water operations. The revenues are generated primarily from charges for services. In 2020, charges for services of \$42.4 million accounted for 98.4 percent of the all business-type revenues. As mentioned above, the water utility implemented approximately a nine percent increase to user rates, and the sewer utility implemented a two percent increase in user rates, both effective in January 2020. The additional charges for service contributed to the \$1.9 million increase over prior year. The total expenses for the utilities were \$36.3 million, a change of \$1.5 million from prior year. The results are overall increase in net position of nearly \$8.0 million for the business-type activities.

The City's Funds

Governmental Funds

Information about the City's governmental funds begins on page 21. These funds are accounted for using the modified accrual method of accounting. All governmental funds had revenues, excluding other financing sources, of \$51.2 million, increased \$2.5 million or 5.1 percent from the previous 2019. The City's municipal income tax is generally the largest revenue source. However, in 2020, intergovernmental revenue was the largest contributor to the overall increase directly reflective of the governmental assistance the City received in response to the COVID-19 pandemic. All governmental funds had expenditures, excluding other financing uses, of \$46.0 million, a \$(3.2) million change or (6.6) percent when compared to prior year. The City continued projects such as the Schoonover Lake Dam Restoration and Park Improvement project, the ALL-Lima RRGs railroad grade separation and the Wayne & High Streets projects. However, the City implemented spending reductions and a hiring freeze in response to the area's economic changes due to the pandemic.

The City's governmental funds reported combined ending fund balance of \$22.3 million. Approximately \$12.2 million of this total constitutes unassigned fund balance, which is available for appropriation at the City's discretion within certain legal constraints and purpose restrictions. The remainder of the fund balance is restricted, committed or assigned to indicate that it is not available for new spending. The funds are monitored continually, with adjustments made in budgets throughout the year to accommodate yearly revenues.

The general fund's fund balance increased \$5.1 million or 48.6 percent from 2019. Total revenues of \$36.4 million was consistent to the prior year. A \$(1.4) million change in income tax revenues, and \$(1.2) million change in fines and forfeiture revenues, from prior year reflects the economy of the

CITY OF LIMA
Allen County, Ohio

Management's Discussion and Analysis
For the Year Ended December 31, 2020
(Unaudited)
(Continued)

Lima-area during the pandemic of 2020. General fund charges for services, which includes contract fees, increased \$1.0 million and intergovernmental revenues, which includes the workers' compensation refunds and rebates, increased \$2.0 million. The change in general fund expenditures was \$(5.0) million when compared to the prior year, mainly reflected in the police and fire departments. We must note here that expenditures normally paid by the general fund were funded in 2020 by Federal funds received in response to the pandemic.

The total fund balance for all other governmental funds changed \$0.1 million from the previous year 2019. This change is mainly due to the timing of operating and capital grant programs.

Proprietary Funds

The City's proprietary funds provide the same type of information found in the government-wide financial statements for the business-type activities, but in more detail. Information about the proprietary funds starts on page 26.

The water fund had an increase in net position of \$3.9 million from 2019. Current year revenues increased \$1.4 million from prior year due to an increase in the collection of charges for services. In January 2020, the City implemented an approximate nine percent increase in water user rates. Nonoperating revenues were comparable to prior year. Reduction in investment earnings was offset with an increase in workers' compensation rebates and refunds. Total water fund operating expenses were \$0.4 million above 2019 mainly due to depreciation expense.

The sewer fund net position increased \$2.5 million from 2019. Current year operating revenues increased \$0.5 million from prior year due to an increase in the collection of charges for services. The City implemented a two percent increase in sewer rates in January 2020, as well as a \$1 increase in the customer's EPA charge. Nonoperating revenues were comparable to prior year. Reduction in the sewer fund's investment earnings was offset with an increase in workers' compensation rebates and refunds. Total operating expenses changed \$0.5 million from 2019 primarily due to depreciation and other services and charges expenses.

The refuse fund showed a slight decrease of \$15,057 in net position over 2019. Consistent with prior years, the revenues are sufficient to cover expenses in the fund. Depreciation was the main contributor to the change.

The storm water fund net position reflected a \$1.7 million change compared to 2019. Consistent with prior years, the operating revenues are sufficient to cover operating expenses in the fund. Capital contributions of nearly \$1.4 million was the most significant factor for the change.

These funds are accounted for on an accrual basis. The City is diligent with reviews of these funds, and the necessary adjustments are made to ensure strength in our enterprise funds. Increases in charges for service are implemented as needed.

General Fund Budgeting Highlights

The City's budget is prepared according to Ohio law and entails the preparation of budgetary documents within an established timetable. The major documents prepared are the Tax Budget, the Certificate of

CITY OF LIMA
Allen County, Ohio

Management's Discussion and Analysis
For the Year Ended December 31, 2020
(Unaudited)
(Continued)

Estimated Resources and the Appropriation Ordinance: all are based on accounting for certain transactions on a basis of cash receipts, disbursements, and encumbrances. The most significant budgeted governmental fund is the general fund.

During the course of 2020, the City amended its general fund budget on several occasions. All recommendations for appropriation changes come to Council from the City Finance Director. The Finance Committee of Council reviews them, and they make their recommendation to the Council as a whole.

For the general fund, budget basis actual revenue was \$36.8 million, \$1.6 million over the final budget estimates of nearly \$35.2 million. The most significant contributing factors can be seen in intergovernmental revenues which were over projections by \$2.3 million, as well as charges for services which were over projections by \$0.4 million. Municipal income tax revenue was below projections by \$0.7 million, reflective of the pandemic economy.

Actual expenditures of \$31.9 million were nearly \$4.1 million less than the final appropriations of \$36.1 million. All of the City's departments came in under budget in 2020 by implementing a hiring freeze and maintaining a very conservative spending approach due to uncertainties in the economy of the City.

The most significant difference between the general fund's original budget and final budget is in general government and security of persons and property. The City budget begins the year with a conservative position towards capital spending. The general fund budget is then amended during the year as capital spending is appropriately planned. The original budget also does not anticipate the amount to be advanced throughout the year or grant funding to be received to offset police and fire costs.

Capital Assets and Debt Administration

Capital Assets

At the end of year 2020, the City had \$261.2 million invested in land, construction in process, buildings, improvements, machinery and equipment, furniture and fixtures, infrastructure, capitalized interest and intangibles, and vehicles. A total of \$70.9 million of this was for governmental activities with the remaining \$190.3 million attributable to business-type activities. Table 3 shows fiscal year 2020 balances compared with 2019.

(Table 3)
Capital Assets at December 31
(Net of Depreciation)

	Governmental Activities		Business-Type Activities		Totals	
	2020	2019	2020	2019	2020	2019
Land	\$ 8,088,214	\$ 8,067,334	\$ 5,424,260	\$ 5,424,260	\$ 13,512,474	\$ 13,491,594
Construction in Progress	15,921,441	13,024,820	8,048,941	50,406,033	23,970,382	63,430,853
Buildings	7,713,228	8,018,949	98,415,913	62,992,779	106,129,141	71,011,728
Improvements	1,893,549	1,548,566	10,766,318	10,810,166	12,659,867	12,358,732
Machinery and Equipment	3,937,916	3,955,652	23,760,278	19,000,938	27,698,194	22,956,590
Furniture and Fixtures	38,690	42,795	17,514	20,278	56,204	63,073
Vehicles	1,309,107	1,592,318	844,859	853,454	2,153,966	2,445,772
Capitalized Interest and Intangibles	0	0	1,746,987	1,858,113	1,746,987	1,858,113
Infrastructure	31,997,142	31,252,296	41,272,410	32,487,902	73,269,552	63,740,198
Totals	\$ 70,899,287	\$ 67,502,730	\$ 190,297,480	\$ 183,853,923	\$ 261,196,767	\$ 251,356,653

CITY OF LIMA
Allen County, Ohio

Management's Discussion and Analysis
For the Year Ended December 31, 2020
(Unaudited)
(Continued)

In viewing the City as a whole, total capital assets increased nearly \$9.8 million in 2020 from the prior year.

Net capital assets of the governmental activities increased over \$3.4 million, which is seen most prominently in construction in process. The main contributor is construction in process with significant construction activity on the ALL-Lima RRGs (railroad grade separation) project.

In business-type activities, construction in process changed \$(42.4) million from the prior year. The construction of the new 35 million gallon underground storage tank, as well as a city-wide water meter change-out project, were finalized during 2020. Several sanitary sewer projects continue including a segmented block sewer system rehabilitation and pump station rehabilitations.

Additional information about the City's capital assets is presented in Note 9 to the basic financial statements.

Debt Administration

The total outstanding debt for the City as of December 31, 2020 was \$154.4 million. This balance reflects an increase of \$5.5 million, or nearly 3.7 percent, from the prior year balance. The City's governmental activities had no new debt during 2020. The City's business-type activities drew \$11.7 million in OWDA loans which financed the significant construction and improvements as discussed above. See Note 14 of the basic financial statements for additional details of the debt obligations. Table 4 summarizes the City's outstanding debt.

(Table 4)
Outstanding Debt, at December 31

	Governmental Activities		Business-Type Activities		Totals	
	2020	2019	2020	2019	2020	2019
General Obligation Bonds	\$ 6,619,538	\$ 7,630,024	\$ 3,404,041	\$ 3,838,925	\$ 10,023,579	\$ 11,468,949
Revenue Bonds	0	0	30,393,229	32,122,125	30,393,229	32,122,125
Capital Leases	21,823	29,973	0	0	21,823	29,973
OWDA Loans	0	0	113,687,905	104,836,127	113,687,905	104,836,127
Bresler Reservoir Termination Agreement	0	0	284,170	426,252	284,170	426,252
Totals	\$ 6,641,361	\$ 7,659,997	\$ 147,769,345	\$ 141,223,429	\$ 154,410,706	\$ 148,883,426

Current Financial Issues

The City of Lima's goal is to keep itself financially strong and enable growth to meet the needs of the future. Plans for the future are always made keeping a careful watch on the financial condition of the City.

In March 2020, the United States and the State of Ohio declared a state of emergency in response to the COVID-19 pandemic. The financial impact of COVID-19 and the ensuing emergency measures will definitely impact the subsequent periods of the City. The extent of the impact is undeterminable at this time.

CITY OF LIMA
Allen County, Ohio

Management's Discussion and Analysis
For the Year Ended December 31, 2020
(Unaudited)
(Continued)

At all times, the City continually strives to develop new and enhance existing economic development incentives to attract new businesses and encourage existing ones to expand their operations within the City of Lima. City administration is currently working with businesses to occupy several industrial parks within the City limits. The City is currently working with Rhodes State College to facilitate a downtown educational expansion. Extension of City utilities to new areas is an ongoing process.

The City continues its efforts to serve the anticipated needs of its citizens and future economic development.

Contacting the City Auditor's Department

This financial report is designed to provide our citizens, taxpayers, investors, and creditors with a general overview of the City's finances and to show the City's accountability for the money it receives. If you have any questions about this report or need additional financial information, contact Randy Bartels, Auditor of the City of Lima, 50 Town Square, Lima, OH 45801 or email randy.bartels@cityhall.lima.oh.us.

CITY OF LIMA
Allen County, Ohio

Statement of Net Position
December 31, 2020

	Primary Government		
	Governmental Activities	Business-Type Activities	Total
Assets			
Equity in Pooled Cash and Cash Equivalents	\$ 22,316,326	\$ 35,207,073	\$ 57,523,399
Taxes Receivable	4,803,980	0	4,803,980
Accounts Receivable	1,790,064	8,489,991	10,280,055
Intergovernmental Receivable	2,412,245	0	2,412,245
Special Assessments Receivable	11,941,342	0	11,941,342
Accrued Interest Receivable	44,879	0	44,879
Materials and Supplies Inventory	66,543	121,455	187,998
Notes Receivable	30,187	0	30,187
Prepaid Items	405,850	148,168	554,018
Internal Balances	(216,301)	216,301	0
Restricted assets:			
Equity in Pooled Cash and Cash Equivalents	0	352,166	352,166
Cash and Cash Equivalents with Fiscal and Escrow Agents	12,694	3,296,827	3,309,521
Capital Assets:			
Nondepreciable Capital Assets	24,009,655	13,473,201	37,482,856
Depreciable Capital Assets, Net	46,889,632	176,824,279	223,713,911
<i>Total Assets</i>	<u>114,507,096</u>	<u>238,129,461</u>	<u>352,636,557</u>
Deferred Outflows of Resources			
Deferred Charges on Debt Refunding	0	374,004	374,004
Pension	6,377,000	1,184,155	7,561,155
OPEB	4,129,564	858,502	4,988,066
<i>Total Deferred Outflows of Resources</i>	<u>10,506,564</u>	<u>2,416,661</u>	<u>12,923,225</u>

(continued)

CITY OF LIMA
Allen County, Ohio

Statement of Net Position
December 31, 2020

	Primary Government		Total
	Governmental Activities	Business-Type Activities	
Liabilities			
Accounts Payable	259,059	402,731	661,790
Contracts Payable	964,320	892,664	1,856,984
Accrued Wages	441,553	89,961	531,514
Matured Compensated Absences	35,317	0	35,317
Retainages Payable	383,826	328,564	712,390
Intergovernmental Payable	124,879	132,354	257,233
Accrued Interest Payable	17,682	1,458,182	1,475,864
Claims Payable	1,171,575	0	1,171,575
Payable from Restricted Assets:			
Refundable Deposits	0	352,166	352,166
Accrued Interest Payable	500	100,654	101,154
Long-Term Liabilities			
Due Within One Year	2,330,862	6,032,037	8,362,899
Due in More Than One Year			
Net Pension Liability (see Note 12)	42,137,938	7,748,006	49,885,944
Net OPEB Liability (see Note 13)	12,870,273	5,414,333	18,284,606
Other Amounts Due in More Than One Year	7,230,954	142,594,282	149,825,236
<i>Total Liabilities</i>	<u>67,968,738</u>	<u>165,545,934</u>	<u>233,514,672</u>
Deferred Inflows of Resources			
Property Taxes Levied for Next Year	1,050,119	0	1,050,119
Pension	7,097,408	1,929,866	9,027,274
OPEB	3,961,489	950,812	4,912,301
<i>Total Deferred Inflows of Resources</i>	<u>12,109,016</u>	<u>2,880,678</u>	<u>14,989,694</u>
Net Position			
Net Investment in Capital Assets	63,374,221	41,680,928	105,055,149
Restricted for:			
Capital Projects	674,821	0	674,821
Debt Service	850,292	0	850,292
Public Safety Services	441,001	0	441,001
Court Projects	2,318,258	0	2,318,258
Streets and Highway Maintenance	1,783,617	0	1,783,617
Community Development Programs	11,587,734	0	11,587,734
Other Purposes	1,405,118	0	1,405,118
Unrestricted	(37,499,156)	30,438,582	(7,060,574)
<i>Total Net Position</i>	<u>\$ 44,935,906</u>	<u>\$ 72,119,510</u>	<u>\$ 117,055,416</u>

The notes to the financial statements are an integral part of this statement.

CITY OF LIMA
Allen County, Ohio

Statement of Activities
For the Year Ended December 31, 2020

	Program Revenues				Net (Expense) Revenue and Changes in Net Position		
					Primary Government		
	Expenses	Charges for Services and Sales	Operating Grants, Contributions, and Interest	Capital Grants and Contributions	Governmental Activities	Business-Type Activities	Total
Governmental Activities:							
Security of Persons and Property	\$ 19,061,916	\$ 886,364	\$ 3,155,021	\$ 0	\$ (15,020,531)	\$ 0	\$ (15,020,531)
Leisure Time Activities	1,655,212	7,758	71,624	341,181	(1,234,649)	0	(1,234,649)
Community Environment	3,111,032	1,386,879	1,233,784	0	(490,369)	0	(490,369)
Transportation	6,537,115	669,851	1,777,293	7,184,711	3,094,740	0	3,094,740
General Government	14,923,729	12,701,090	388,070	4,603	(1,829,966)	0	(1,829,966)
Interest and Fiscal Charges	236,441	0	0	0	(236,441)	0	(236,441)
Total Governmental Activities	45,525,445	15,651,942	6,625,792	7,530,495	(15,717,216)	0	(15,717,216)
Business-Type Activities:							
Water	17,154,037	20,788,786	0	16,578	0	3,651,327	3,651,327
Sewer	14,013,542	16,270,650	0	0	0	2,257,108	2,257,108
Refuse	2,858,089	2,835,525	0	0	0	(22,564)	(22,564)
Storm Water	2,251,326	2,533,854	0	225,501	0	508,029	508,029
Total Business-Type Activities	36,276,994	42,428,815	0	242,079	0	6,393,900	6,393,900
Totals	81,802,439	58,080,757	6,625,792	7,772,574	(15,717,216)	6,393,900	(9,323,316)

General revenues:

Property Taxes Levied for:							
General Purposes					1,157,929	0	1,157,929
Income Taxes Levied for:							
General Purposes					18,634,896	0	18,634,896
Other Local Taxes					181,905	0	181,905
Grants and Entitlements not Restricted to Specific Programs					1,270,499	0	1,270,499
Investment Earnings					430,049	67,039	497,088
Miscellaneous					2,430,093	368,805	2,798,898
Total General Revenues					24,105,371	435,844	24,541,215
Transfers					(1,132,472)	1,132,472	0
Change in Net Position					7,255,683	7,962,216	15,217,899
<i>Net Position Beginning of Year</i>					<u>37,680,223</u>	<u>64,157,294</u>	<u>101,837,517</u>
<i>Net Position End of Year</i>					<u>\$ 44,935,906</u>	<u>\$ 72,119,510</u>	<u>\$ 117,055,416</u>

The notes to the financial statements are an integral part of this statement.

CITY OF LIMA
Allen County, Ohio

Balance Sheet
Governmental Funds
December 31, 2020

	General Fund	Other Governmental Funds	Total Governmental Funds
Assets & Deferred Outflows of Resources			
Assets:			
Equity in Pooled Cash and Cash Equivalents	\$ 12,610,225	\$ 6,622,792	\$ 19,233,017
Receivables:			
Taxes	4,762,396	41,584	4,803,980
Accounts	1,400,860	375,109	1,775,969
Intergovernmental	636,615	1,775,193	2,411,808
Special Assessments	87,307	11,854,035	11,941,342
Interfund	1,947	52,400	54,347
Accrued Interest	44,263	616	44,879
Materials and Supplies Inventory	0	28,466	28,466
Due From Other Funds	0	155,410	155,410
Notes Receivable	0	30,187	30,187
Prepaid Items	341,291	63,784	405,075
Restricted assets:			
Cash and Cash Equivalents with Fiscal and Escrow Agents	0	12,694	12,694
Advances to Other Funds	291,491	0	291,491
<i>Total Assets & Deferred Outflows of Resources</i>	\$ 20,176,395	\$ 21,012,270	\$ 41,188,665
Liabilities & Deferred Inflows of Resources			
Liabilities:			
Accounts Payable	\$ 152,102	\$ 80,336	\$ 232,438
Contracts Payable	82,880	881,440	964,320
Interfund Payable	0	54,347	54,347
Accrued Wages	392,937	42,254	435,191
Matured Compensated Absences	35,317	0	35,317
Retainages Payable	0	383,826	383,826
Intergovernmental Payable	111,971	12,350	124,321
Due to Other Funds	0	155,410	155,410
Advances from Other Funds	0	291,491	291,491
<i>Total Liabilities</i>	775,207	1,901,454	2,676,661
Deferred Inflows of Resources			
Unavailable Revenue, Property Tax	1,355,631	0	1,355,631
Unavailable Revenue, Income Tax	1,814,384	0	1,814,384
Unavailable Revenue, Grants and Special Assessments	538,613	12,483,548	13,022,161
<i>Total Deferred Inflows of Resources</i>	3,708,628	12,483,548	16,192,176
Total Liabilities & Deferred Inflows of Resources	4,483,835	14,385,002	18,868,837
Fund Balances			
Nonspendable	1,049,104	92,250	1,141,354
Restricted	0	5,852,515	5,852,515
Committed	541,362	1,000,617	1,541,979
Assigned	1,274,675	284,929	1,559,604
Unassigned	12,827,419	(603,043)	12,224,376
Total Fund Balances	15,692,560	6,627,268	22,319,828
<i>Total Liabilities, Deferred Inflows of Resources and Fund Balances</i>	\$ 20,176,395	\$ 21,012,270	\$ 41,188,665

The notes to the financial statements are an integral part of this statement.

CITY OF LIMA
Allen County, Ohio

*Reconciliation of Total Governmental Fund Balances to
Net Position of Governmental Activities
December 31, 2020*

Total Governmental Funds Balances		22,319,828
<i>Amounts reported for governmental activities in the statement of net position are different because:</i>		
Capital assets used in governmental activities are not financial resources and, therefore, are not reported in the governmental funds		70,899,287
Other long-term assets are not available to pay for current-period expenditures and therefore are deferred in the funds:		
Property Taxes (delinquent real & property taxes)	305,512	
Income Tax (2020 taxes collected in 2021)	1,814,384	
Intergovernmental (Local Govt funds, H&R, grants)	1,080,819	
Special Assessments	11,941,342	
Total		15,142,057
An internal service fund is used by management to charge the costs of insurance, gasoline and IT services to individual funds. The assets and liabilities of the internal service fund included in governmental activities in the statement of net position.		
Net Position	1,182,291	
Internal Service Fund Capital Assets included above	(124,302)	
Internal Balances	(216,301)	
Total		841,688
The net pension liability is not due and payable in the current period; therefore, the liability and related deferred inflows/outflows are not reported in governmental funds:		
Deferred Outflows - Pension	6,120,829	
Deferred Inflows - Pension	(6,965,069)	
Net Pension Liability	(41,541,938)	
Total		(42,386,178)
The net OPEB liability is not due and payable in the current period; therefore, the liability and related deferred inflows/outflows are not reported in governmental funds:		
Deferred Outflows - OPEB	3,950,843	
Deferred Inflows - OPEB	(3,899,453)	
Net OPEB Liability	(12,453,786)	
Total		(12,402,396)
Long-term liabilities, including bonds payable and accrued interest payable, are not due and payable in the current period and therefore are not reported in the funds:		
General Obligation Bonds	(6,619,538)	
Compensated Absences	(2,818,837)	
Capital Leases Payable	(21,823)	
Accrued Interest Payable	(18,182)	
Total		(9,478,380)
<i>Net Position of Governmental Activities</i>		<u>\$ 44,935,906</u>

The notes to the financial statements are an integral part of this statement.

CITY OF LIMA
Allen County, Ohio

Statement of Revenues, Expenditures, and Changes in Fund Balances
Governmental Funds
For the Year Ended December 31, 2020

	General	Other Governmental Funds	Total Governmental Funds
Revenues:			
Property Taxes	\$ 1,137,757	\$ 0	\$ 1,137,757
Municipal Income Tax	18,487,984	0	18,487,984
Other Local Taxes	0	181,905	181,905
Intergovernmental	3,647,197	12,749,244	16,396,441
Charges for Services	10,305,378	534,088	10,839,466
Fees, Licenses and Permits	744,555	0	744,555
Fines and Forfeitures	1,216,343	1,102,570	2,318,913
Special Assessments	0	75,588	75,588
Contributions and Donations	1,357	53,050	54,407
Investment Income	413,464	19,122	432,586
Miscellaneous	437,561	74,443	512,004
Total Revenues	36,391,596	14,790,010	51,181,606
Expenditures:			
Current:			
Security of Persons and Property	16,773,247	3,322,260	20,095,507
Leisure Time Activities	1,224,311	46,079	1,270,390
Community Environment	1,265,837	1,530,374	2,796,211
Transportation	1,029,924	2,433,641	3,463,565
General Government	9,469,294	973,820	10,443,114
Capital Outlay	225,848	6,421,814	6,647,662
Debt Service:			
Principal Retirement	0	987,338	987,338
Interest and Fiscal Charges	3,400	260,869	264,269
Total Expenditures	29,991,861	15,976,195	45,968,056
Excess of Revenues Over (Under) Expenditures	6,399,735	(1,186,185)	5,213,550
Other Financing Sources (Uses):			
Proceeds from the Disposition of Capital Assets	2,111	0	2,111
Transfers-In	0	1,361,490	1,361,490
Transfers-Out	(1,271,896)	(89,594)	(1,361,490)
Total Other Financing Sources (Uses)	(1,269,785)	1,271,896	2,111
Net Change in Fund Balance	5,129,950	85,711	5,215,661
Fund Balance Beginning of Year	10,562,610	6,541,557	17,104,167
Fund Balance End of Year	\$ 15,692,560	\$ 6,627,268	\$ 22,319,828

The notes to the financial statements are an integral part of this statement.

**City of Lima,
Allen County, Ohio**

*Reconciliation of the Statement of Revenues, Expenditures and Changes
in Fund Balances of Governmental Funds to the Statement of Activities
For the Year Ended December 31, 2020*

Net Change in Fund Balances - Total Governmental Funds	\$ 5,215,661
<i>Amounts reported for governmental activities in the statement of activities are different because</i>	
Governmental funds report capital outlay as expenditures. However, in the statement of activities, cost of those assets is allocated over their estimated useful lives as depreciation expense.	
Capital Asset Additions	\$ 10,220,782
Capitalized Assets from CIP	(1,151,517)
Depreciation (expense only)	<u>(4,514,191)</u>
Total	4,555,074
Net effect of various miscellaneous transactions involving capital assets including disposals and transfers.	(1,123,723)
Revenues in the statement of activities that do not provide current financial resources are not reported as revenues in the funds.	
Property Taxes	20,172
Municipal Income Tax	146,912
Intergovernmental	(43,517)
Special Assessments	<u>793,042</u>
Total	916,609
Premiums on bond or note issuances are realized when received in the governmental funds, but reduce interest expense on the statement of activities.	25,738
Repayment of bond principal is an expenditure in the governmental funds, but the repayment reduces long-term liabilities in the statement of net position.	984,750
Payment on a capital lease is an expenditure in the governmental funds, but the repayment reduces long-term liabilities in the statement of net position.	8,148
In the statement of activities, interest is accrued on outstanding bonds, whereas in governmental funds, an interest expenditure is reported when due.	2,090
Some expenses reported in the statement of activities, such as compensated absences and intergovernmental payable, which represents contractually required pension, do not require the use of current financial resources and therefore are not reported as expenditures in governmental funds.	(2,166)
Contractually required pension contributions are reported as expenditures in governmental funds; however, the statement of net position reports these amounts as deferred outflows.	3,375,749
Except for amounts reported as deferred inflows/outflows, changes in the net pension liability are reported as pension expense in the statement of activities.	(5,493,144)
Contractually required OPEB contributions are reported as expenditures in governmental funds; however, the statement of net position reports these amounts as deferred outflows.	52,474
Except for amounts reported as deferred inflows/outflows, changes in the net OPEB liability are reported as pension expense in the statement of activities	(1,113,559)
The internal service funds used by management to charge the costs of insurance, gasoline and technology services to individual funds are not reported in the entity-wide statement of activities. Governmental fund expenditures and related internal service fund revenues are eliminated.	
Change in Net Position	(203,647)
Capitalized Expenditures	(4,157)
Internal Balances	<u>59,786</u>
Total	<u>(148,018)</u>
<i>Change in Net Position of Governmental Activities</i>	<u>\$ 7,255,683</u>

The notes to the financial statements are an integral part of this statement.

CITY OF LIMA
Allen County, Ohio

Statement of Revenues, Expenditures and Changes in Fund Balance
Budget (Non-GAAP) and Actual
General Fund
For the Year Ended December 31, 2020

	<u>Budgeted Amounts</u>		<u>Actual</u>	<u>Variance with Final Budget</u>
	<u>Original</u>	<u>Final</u>		
Revenues:				
Property Taxes	\$ 1,201,200	\$ 1,201,200	\$ 1,137,757	\$ (63,443)
Municipal Income Tax	19,800,000	19,800,000	19,068,443	(731,557)
Intergovernmental	1,291,200	1,291,200	3,641,129	2,349,929
Charges for Services	9,782,500	9,782,500	10,150,486	367,986
Fees, Licenses and Permits	781,000	781,000	744,555	(36,445)
Fines and Forfeitures	1,320,000	1,320,000	1,114,425	(205,575)
Contributions and Donations	0	0	1,357	1,357
Investment Income	600,000	600,000	515,530	(84,470)
Miscellaneous	438,500	438,500	437,561	(939)
Total Revenues	<u>35,214,400</u>	<u>35,214,400</u>	<u>36,811,243</u>	<u>1,596,843</u>
Expenditures:				
Current:				
Security of Persons and Property	20,720,075	18,405,172	17,272,448	1,132,724
Leisure Time Activities	1,649,972	1,684,242	1,284,765	399,477
Community Environment	1,284,218	1,358,910	1,300,313	58,597
Transportation	1,244,644	1,292,144	1,068,707	223,437
General Government	11,820,206	12,458,797	10,722,735	1,736,062
Capital Outlay	672,293	846,895	292,054	554,841
Debt Service:				
Interest and Fiscal Charges	10,000	10,000	3,400	6,600
Total Expenditures	<u>37,401,408</u>	<u>36,056,160</u>	<u>31,944,422</u>	<u>4,111,738</u>
Excess of Revenues Over (Under) Expenditures	<u>(2,187,008)</u>	<u>(841,760)</u>	<u>4,866,821</u>	<u>5,708,581</u>
Other Financing Sources (Uses):				
Proceeds from the Disposition of Capital Assets	30,000	30,000	2,111	(27,889)
Transfers-Out	(1,228,000)	(1,273,000)	(1,271,896)	1,104
Advances Out	0	0	(56,116)	(56,116)
Total Other Financing Sources (Uses)	<u>(1,198,000)</u>	<u>(1,243,000)</u>	<u>(1,325,901)</u>	<u>(82,901)</u>
Net Change in Fund Balance	(3,385,008)	(2,084,760)	3,540,920	5,625,680
Fund Balance Beginning of Year	7,579,533	7,579,533	7,579,533	0
Prior Year Encumbrances Appropriated	851,324	851,324	851,324	0
Fund Balance End of Year	<u>\$ 5,045,849</u>	<u>\$ 6,346,097</u>	<u>\$ 11,971,777</u>	<u>\$ 5,625,680</u>

The notes to the financial statements are an integral part of this statement.

CITY OF LIMA
Allen County, Ohio

Statement of Fund Net Position
Proprietary Funds
December 31, 2020

	Enterprise Funds					Governmental Activities Internal Service Funds
	Water	Sewer	Refuse	Storm Water	Total	
Assets						
<i>Current assets:</i>						
Equity in Pooled Cash and Cash Equivalents	\$ 22,622,782	\$ 10,533,905	\$ 1,671,136	\$ 379,250	\$ 35,207,073	\$ 3,083,309
Receivables:						
Accounts	2,273,342	2,302,652	411,643	3,502,354	8,489,991	14,095
Intergovernmental	0	0	0	0	0	437
Materials and Supplies Inventory	79,177	42,278	0	0	121,455	38,077
Prepaid Items	66,765	75,748	203	5,452	148,168	775
<i>Total Current Assets</i>	<u>25,042,066</u>	<u>12,954,583</u>	<u>2,082,982</u>	<u>3,887,056</u>	<u>43,966,687</u>	<u>3,136,693</u>
<i>Noncurrent Assets:</i>						
Restricted assets:						
Equity in Pooled Cash and Cash Equivalents	352,166	0	0	0	352,166	0
Cash and Cash Equivalents with Fiscal and Escrow Agents	626,670	2,670,157	0	0	3,296,827	0
Capital Assets:						
Nondepreciable Capital Assets	4,313,169	8,540,974	0	619,058	13,473,201	0
Depreciable Capital Assets, Net	57,301,978	106,757,190	99,643	12,665,468	176,824,279	124,302
<i>Total Noncurrent Assets</i>	<u>62,593,983</u>	<u>117,968,321</u>	<u>99,643</u>	<u>13,284,526</u>	<u>193,946,473</u>	<u>124,302</u>
<i>Total Assets</i>	<u>87,636,049</u>	<u>130,922,904</u>	<u>2,182,625</u>	<u>17,171,582</u>	<u>237,913,160</u>	<u>3,260,995</u>
Deferred Outflows of Resources						
Deferred Charges on Refunding	0	374,004	0	0	374,004	0
Pension	545,732	454,777	30,607	153,039	1,184,155	256,171
OPEB	395,620	329,683	22,201	110,998	858,502	178,721
<i>Total Deferred Outflows of Resources</i>	<u>941,352</u>	<u>1,158,464</u>	<u>52,808</u>	<u>264,037</u>	<u>2,416,661</u>	<u>434,892</u>

(continued)

CITY OF LIMA
Allen County, Ohio

Statement of Fund Net Position
Proprietary Funds
December 31, 2020

	Enterprise Funds					Governmental Activities Internal Service Funds
	Water	Sewer	Refuse	Storm Water	Total	
Liabilities						
<i>Current Liabilities from Unrestricted Assets:</i>						
Accounts Payable	208,549	180,315	4,239	9,628	402,731	26,621
Contracts Payable	23,426	704,611	0	164,627	892,664	0
Accrued Wages	41,905	35,510	1,368	11,178	89,961	6,362
Compensated Absences Payable	184,405	152,556	7,803	49,511	394,275	45,424
Retainages Payable	0	328,564	0	0	328,564	0
Intergovernmental Payable	118,659	9,756	370	3,569	132,354	558
Accrued Interest Payable	855,364	600,068	0	2,750	1,458,182	0
Claims Payable	0	0	0	0	0	1,171,575
OWDA Loans Payable	1,799,796	1,491,991	0	16,152	3,307,939	0
Bresler Reservoir Termination Agreement	142,082	0	0	0	142,082	0
General Obligation Bonds Payable (Net, where applicable, of unamortized discount and accounting loss)	32,230	375,683	0	0	407,913	0
<i>Subtotal Current Liabilities from Unrestricted Assets</i>	<u>3,406,416</u>	<u>3,879,054</u>	<u>13,780</u>	<u>257,415</u>	<u>7,556,665</u>	<u>1,250,540</u>
<i>Current Liabilities Payable from Restricted Assets:</i>						
Revenue Bonds Payable (Net, where applicable of unamortized premiums/discounts)	288,550	1,491,278	0	0	1,779,828	0
Refundable Deposits	352,166	0	0	0	352,166	0
Accrued Interest Payable	10,118	90,536	0	0	100,654	0
<i>Subtotal Current Liabilities Payable from Restricted Assets</i>	<u>650,834</u>	<u>1,581,814</u>	<u>0</u>	<u>0</u>	<u>2,232,648</u>	<u>0</u>
<i>Total Current Liabilities</i>	<u>4,057,250</u>	<u>5,460,868</u>	<u>13,780</u>	<u>257,415</u>	<u>9,789,313</u>	<u>1,250,540</u>
<i>Long-Term Liabilities</i>						
Compensated Absences Payable (Net of Current Portion)	218,001	176,274	8,869	59,554	462,698	56,194
OWDA Loans Payable (Net of Current Portion)	49,189,763	61,019,645	0	170,559	110,379,967	0
Bresler Reservoir Termination Agreement (Net of Current Portion)	142,088	0	0	0	142,088	0
General Obligation Bonds Payable (Net, where applicable, of unamortized discount and accounting loss)	653,158	2,342,970	0	0	2,996,128	0
Revenue Bonds Payable (Net of Current Portion and where applicable, of unamortized premiums/discounts)	2,741,230	25,872,171	0	0	28,613,401	0
Net OPEB Liability	2,498,923	2,082,436	138,829	694,145	5,414,333	416,487
Net Pension Liability	3,576,003	2,980,002	198,667	993,334	7,748,006	596,000
<i>Total Long-Term Liabilities</i>	<u>59,019,166</u>	<u>94,473,498</u>	<u>346,365</u>	<u>1,917,592</u>	<u>155,756,621</u>	<u>1,068,681</u>
<i>Total Liabilities</i>	<u>63,076,416</u>	<u>99,934,366</u>	<u>360,145</u>	<u>2,175,007</u>	<u>165,545,934</u>	<u>2,319,221</u>
Deferred Inflows of Resources						
Pension	898,330	766,870	44,117	220,549	1,929,866	132,339
OPEB	443,985	382,458	20,730	103,639	950,812	62,036
<i>Total Deferred Inflows of Resources</i>	<u>1,342,315</u>	<u>1,149,328</u>	<u>64,847</u>	<u>324,188</u>	<u>2,880,678</u>	<u>194,375</u>
Net Position						
Net Investment in Capital Assets	6,602,824	24,358,478	99,643	12,933,189	41,680,928	0
Unrestricted	17,555,846	6,639,196	1,710,798	2,003,235	30,222,281	1,182,291
<i>Total Net Position</i>	<u>\$ 24,158,670</u>	<u>\$ 30,997,674</u>	<u>\$ 1,810,441</u>	<u>\$ 14,936,424</u>	<u>71,903,209</u>	<u>\$ 1,182,291</u>
Net position reported for business-type activities in the statement of net position are different because they include accumulated overpayments to the internal service funds:					<u>216,301</u>	
<i>Net Position of Business-Type Activities</i>					<u>\$ 72,119,510</u>	

Net Investment in Capital Assets does not crossfoot due to certain capital assets being reported in one fund and the related debt being reported in another fund.
Debt related to certain Storm Water assets is included in the Sewer Fund. This debt has not been included in the net investment in capital assets
for the Sewer Fund or the Storm Water Fund, but has been reflected in the entity-wide total. See Note 14.

The notes to the financial statements are an integral part of this statement.

CITY OF LIMA
Allen County, Ohio

*Statement of Revenues,
Expenses and Changes in Fund Net Position
Proprietary Funds
For the Year Ended December 31, 2020*

	Enterprise Funds					Governmental Activities Internal Service Funds
	Water	Sewer	Refuse	Storm Water	Total	
Operating Revenues:						
Charges for Services	\$ 19,343,465	\$ 12,737,476	\$ 2,835,129	\$ 2,513,498	\$ 37,429,568	\$ 8,758,598
Other Operating Revenues	1,445,321	3,533,174	396	20,356	4,999,247	1,193,936
Total Operating Revenues	<u>20,788,786</u>	<u>16,270,650</u>	<u>2,835,525</u>	<u>2,533,854</u>	<u>42,428,815</u>	<u>9,952,534</u>
Operating Expenses:						
Salaries	2,837,947	2,374,116	88,411	723,197	6,023,671	420,732
Fringe Benefits	1,709,014	1,318,913	69,363	538,375	3,635,665	580,058
Claims Expense	0	0	0	0	0	7,235,045
Other Services and Charges	7,296,194	4,382,933	2,676,259	584,583	14,939,969	1,921,100
Depreciation	3,083,488	3,330,900	22,312	392,846	6,829,546	16,301
Total Operating Expenses	<u>14,926,643</u>	<u>11,406,862</u>	<u>2,856,345</u>	<u>2,239,001</u>	<u>31,428,851</u>	<u>10,173,236</u>
Operating Income (Loss)	<u>5,862,143</u>	<u>4,863,788</u>	<u>(20,820)</u>	<u>294,853</u>	<u>10,999,964</u>	<u>(220,702)</u>
Non-Operating Revenues (Expenses):						
Gain (Loss) on Disposal of Capital Assets	(62,821)	(122,593)	0	(852)	(186,266)	0
Workers Compensation Rebates & Refunds	174,355	145,361	5,763	43,326	368,805	17,055
Investment Income	34,197	32,842	0	0	67,039	0
Interest and Fiscal Charges	(2,133,949)	(2,462,527)	0	(5,615)	(4,602,091)	0
Total Non-Operating Revenues (Expenses)	<u>(1,988,218)</u>	<u>(2,406,917)</u>	<u>5,763</u>	<u>36,859</u>	<u>(4,352,513)</u>	<u>17,055</u>
Income (Loss) before Capital Contributions	3,873,925	2,456,871	(15,057)	331,712	6,647,451	(203,647)
Capital Contribution	16,578	0	0	1,357,973	1,374,551	0
Change in Net Position	3,890,503	2,456,871	(15,057)	1,689,685	8,022,002	(203,647)
Net Position - Beginning of Year	<u>20,268,167</u>	<u>28,540,803</u>	<u>1,825,498</u>	<u>13,246,739</u>		<u>1,385,938</u>
Net Position - End of Year	<u>\$ 24,158,670</u>	<u>\$ 30,997,674</u>	<u>\$ 1,810,441</u>	<u>\$ 14,936,424</u>		<u>\$ 1,182,291</u>

Some amounts reported for business-type activities in the statement of activities are different because a portion of the net expense of the internal service funds is reported with business-type activities.

(59,786)

Change in Net Position of Business-Type Activities

\$ 7,962,216

The notes to the financial statements are an integral part of this statement.

CITY OF LIMA
Allen County, Ohio

Statement of Cash Flows
Proprietary Funds
For the Year Ended December 31, 2020

	Enterprise Funds				Total	Governmental Activities Internal Service Funds
	Water	Sewer	Refuse	Storm Water		
Cash Flows from Operating Activities:						
Cash Received from Customers	\$ 19,093,767	\$ 12,406,858	\$ 2,859,817	\$ 2,308,952	\$ 36,669,394	\$ 0
Cash Received from Interfund Services Provided	0	0	0	0	0	8,187,387
Other Cash Receipts	1,541,230	3,643,945	558	20,356	5,206,089	1,752,621
Cash Payments to Employees for Services	(2,934,936)	(2,451,849)	(91,511)	(751,623)	(6,229,919)	(433,245)
Cash Payments for Employee Benefits	(1,425,189)	(1,138,123)	(41,833)	(391,220)	(2,996,365)	(190,601)
Cash Payments for Other Services and Charges	(7,545,479)	(4,167,269)	(2,676,586)	(465,046)	(14,854,380)	(1,917,803)
Cash Payments for Claims	0	0	0	0	0	(6,963,680)
Net Cash Provided by (Used in) Operating Activities	<u>8,729,393</u>	<u>8,293,562</u>	<u>50,445</u>	<u>721,419</u>	<u>17,794,819</u>	<u>434,679</u>
Cash Flows from Noncapital Financing Activities						
Cash Received from BWC Reimbursements	174,355	145,361	5,763	43,326	368,805	17,055
Net Cash Provided by (Used in) Noncapital Financing Activities	<u>174,355</u>	<u>145,361</u>	<u>5,763</u>	<u>43,326</u>	<u>368,805</u>	<u>17,055</u>
Cash Flows from Capital and Related Financing Activities:						
Cash Received from Tap-in Fees	16,578	0	0	0	16,578	0
Proceeds from OWDA Loan	2,736,980	8,676,766	0	0	11,413,746	0
Principal Paid on OWDA Debt	(1,734,464)	(1,111,669)	0	(15,656)	(2,861,789)	0
Principal Paid on General Obligation Bonds	(48,125)	(378,125)	0	0	(426,250)	0
Principal Paid on Revenue Bonds	(280,000)	(1,390,000)	0	0	(1,670,000)	0
Principal Paid on Bresler Reservoir Termination Agreement	(142,082)	0	0	0	(142,082)	0
Interest and Fiscal Charges Paid on Debt Obligations	(2,162,468)	(1,881,357)	0	(5,845)	(4,049,670)	0
Payments for Capital Acquisitions	(731,276)	(9,745,573)	(121,955)	(1,507,266)	(12,106,070)	(4,157)
Net Cash Provided by (Used in) Capital and Related Financing Activities	<u>(2,344,857)</u>	<u>(5,829,958)</u>	<u>(121,955)</u>	<u>(1,528,767)</u>	<u>(9,825,537)</u>	<u>(4,157)</u>
Cash Flows from Investing Activities:						
Interest from Investments	39,388	36,438	0	0	75,826	0
Net Cash Provided by (Used in) Investing Activities:	<u>39,388</u>	<u>36,438</u>	<u>0</u>	<u>0</u>	<u>75,826</u>	<u>0</u>
Net Increase (Decrease) in Cash and Cash Equivalents	6,598,279	2,645,403	(65,747)	(764,022)	8,413,913	447,577
Cash and Cash Equivalents beginning of Year	<u>17,003,339</u>	<u>10,558,659</u>	<u>1,736,883</u>	<u>1,143,272</u>	<u>30,442,153</u>	<u>2,635,732</u>
Cash and Cash Equivalents End of Year	<u>\$ 23,601,618</u>	<u>\$ 13,204,062</u>	<u>\$ 1,671,136</u>	<u>\$ 379,250</u>	<u>\$ 38,856,066</u>	<u>\$ 3,083,309</u>

The notes to the financial statements are an integral part of this statement.

CITY OF LIMA
Allen County, Ohio

Statement of Cash Flows
Proprietary Funds
For the Year Ended December 31, 2020

	Enterprise Funds				Total	Activities
	Water	Sewer	Refuse	Storm Water		Internal Service Funds
Reconciliation of Operating Gain (Loss) to Net Cash Provided by (Used in) Operating Activities:						
Operating Gain (Loss)	5,862,143	4,863,788	(20,820)	294,853	10,999,964	(220,702)
Adjustments:						
Depreciation	3,083,488	3,330,900	22,312	392,846	6,829,546	16,301
(Increase) Decrease in Assets:						
Accounts Receivables	(168,979)	(219,847)	24,850	(204,547)	(568,523)	(12,715)
Intergovernmental Receivable	0	0	0	0	0	189
Materials and Supply Inventory	(13,072)	6,671	0	0	(6,401)	798
Prepaid Items	643	(2,564)	(5)	(5,452)	(7,378)	(775)
Decrease in Deferred Outflows of Resources - Pension	931,535	777,293	53,191	260,419	2,022,438	340,019
Decrease/(Increase) in Deferred Outflows of Resources-OPEB	(208,415)	(173,679)	(11,365)	(56,821)	(450,280)	74,709
Increase (Decrease) in Liabilities:						
Accounts Payable	(17,727)	68,746	(322)	(28,009)	22,688	3,274
Contracts Payable	(146,282)	590,172	0	152,999	596,889	0
Retainage Payable	0	(447,361)	0	0	(447,361)	0
Accrued Wages	(96,989)	(77,733)	(3,100)	(28,426)	(206,248)	(12,513)
Compensated Absences Payable	25,499	(2,620)	700	20,808	44,387	27,261
Intergovernmental Payable	8,647	(6,078)	(29)	(2,367)	173	(11,348)
Claims Payable	0	0	0	0	0	271,365
Refundable Deposits	(72,796)	0	0	0	(72,796)	0
Net Pension Liability	(1,452,675)	(1,210,563)	(80,704)	(403,521)	(3,147,463)	(242,113)
Net OPEB Liability	111,830	93,192	6,213	31,064	242,299	18,638
(Decrease) Increase in Deferred Inflows of Resources-Pension	595,970	476,701	39,729	198,605	1,311,005	121,334
(Decrease) Increase in Deferred Inflows of Resources-OPEB	286,573	226,544	19,795	98,968	631,880	60,957
Net Cash Provided by (Used in) Operating Activities	<u>\$ 8,729,393</u>	<u>\$ 8,293,562</u>	<u>\$ 50,445</u>	<u>\$ 721,419</u>	<u>\$ 17,794,819</u>	<u>\$ 434,679</u>

Noncash Transactions:

During 2020 and 2019, the water fund purchased \$164,627 and \$169,301, respectively, in capital assets on account.

During 2020, the storm water fund received \$1,132,472 capital assets purchased by governmental activities in the Schoonover Dam Lake Rehabilitation project which is included in contributed capital. The storm water fund received \$225,501 in capital assets from Ohio Department of Transportation projects which is also included in contributed capital.

During 2020, the OWDA loans of the sewer fund had capitalized interest of \$299,985. This amount is recognized as an expense in the statement of changes in fund net position of the sewer fund. The OWDA loan for WWTP improvements also had an adjustment/reduction to principal in the amount of \$164.

The notes to the financial statements are an integral part of this statement.

CITY OF LIMA
Allen County, Ohio

Statement of Fiduciary Net Position
Fiduciary Funds
December 31, 2020

	<u>Custodial Funds</u>
Assets	
Equity in Pooled Cash and Cash Equivalents	\$ 12,504
Cash and Cash Equivalents in Segregated Accounts	464,277
Accounts Receivable	<u>1,127,445</u>
<i>Total Assets</i>	<u>1,604,226</u>
Liabilities	
Intergovernmental Payable	12,505
Due to Other Governments	<u>1,571,648</u>
<i>Total Liabilities</i>	<u>1,584,153</u>
Net Position	
Restricted for Other Governments	<u>20,073</u>
<i>Total Net Position</i>	<u><u>\$ 20,073</u></u>

The notes to the financial statements are an integral part of this statement.

CITY OF LIMA
Allen County, Ohio

Statement of Changes in Fiduciary Net Position
For the Year Ended December 31, 2020

	Custodial Funds
Additions	
Collections from Municipal Court	\$ 3,099,738
Collections for Other Governmental Entities	70,818
Collections for Other Organizations	109,077
Total Additions	<u>3,279,633</u>
Deductions	
Administrative Expenses	2,139
Payments to Other Governmental Entities	187,278
Disbursement of Court Collections	3,099,738
Total Deductions	<u>3,289,155</u>
Change in net position	(9,522)
Net position, Beginning of year	<u>29,595</u>
Net position, End of year	<u><u>\$ 20,073</u></u>

The notes to the financial statements are an integral part of this statement.

CITY OF LIMA
Allen County, Ohio

Notes to the Basic Financial Statements
For the Year Ended December 31, 2020

NOTE 1: REPORTING ENTITY

The City of Lima (the “City”) is a home rule municipal corporation, established under the laws of the State of Ohio, which operates under its own charter. The municipal government, provided by the charter, operates under a mayor-council form of government. Legislative power is vested in an eight-member council, each elected to four-year terms. The Mayor, City Auditor and Director of Law are each elected to four-year terms. The Mayor appoints all officers, members of commissions and classified and unclassified positions in the departments under his control. Other elected officials appoint classified and unclassified positions in their departments.

A reporting entity is composed of the primary government, component units, and other organizations that are included to ensure that the financial statements are not misleading. The primary government of the City of Lima consists of all funds, departments, boards, and agencies that are not legally separate from the City. The City is segmented into many different activities and smaller accounting entities. These include police force, fire fighting force, street maintenance force, park and recreation system, which includes a swimming pool, a water system, a sewer system, a refuse force and storm water system.

Component units are legally separate organizations for which the City is financially accountable. The City is financially accountable for an organization if the City appoints a voting majority of the organization’s governing board and (1) the City is able to significantly influence the programs or services performed or provided by the organization; or (2) the City is legally entitled to or can otherwise access the organization’s resources; the City is legally obligated or has otherwise assumed the responsibility to finance the deficits of, or provide financial support to, the organization; or the City is obligated for the debt of the organization. Component units may also include organizations, which are fiscally dependent on the City in that the City approves the budget, the levying of taxes or the issuance of debt. There are no component units included in the reporting entity of the City.

The City is associated with certain organizations which are defined as joint ventures, jointly governed organizations, and insurance pools. These organizations are presented in Notes 10(B), 21, and 22 of this basic financial statement. These organizations include the Ohio Plan Risk Management, Lima-Allen County Downtown Construction, Lima-Allen County Regional Planning Commission, and Lima-Allen County Joint Parking Commission.

NOTE 2: SUMMARY OF SIGNIFICANT ACCOUNTING POLICIES

The financial statements of the City have been prepared in conformity with generally accepted accounting principles (GAAP) as applied to local governmental units. The Governmental Accounting Standards Board (GASB) is the accepted standard-setting body for establishing governmental accounting and financial reporting principles. The most significant of the City's accounting policies are described below.

A. Basis of Presentation

The City's basic financial statements consist of government-wide statements, including a statement of net position and a statement of activities, and fund financial statements, which provide a more detailed level of financial information.

CITY OF LIMA
Allen County, Ohio

Notes to the Basic Financial Statements
For the Year Ended December 31, 2020
(Continued)

Government-wide Financial Statements

The statement of net position and the statement of activities display information about the City as a whole. These statements include the financial activities of the primary government, except for fiduciary funds. The activity of the internal service fund is also eliminated to avoid "doubling up" revenues and expenses. The statements distinguish between those activities of the City that are governmental and those that are considered business-type. On the statement of activities, interfund services provided and used are not eliminated in the process of consolidation.

The statement of net position presents the financial condition of the governmental and business-type activities of the City at year-end. The statement of activities presents a comparison between direct expenses and program revenues for each program or function of the City's governmental activities and for the business-type activities of the City. Direct expenses are those that are specifically associated with a service, program, or department and therefore clearly identifiable to a particular function. Program revenues include charges paid by the recipient of the goods or services offered by the program, grants and contributions that are restricted to meeting the operational or capital requirements of a particular program, and interest earned on grants that is required to be used to support a particular program. Revenues, which are not classified as program revenues, are presented as general revenues of the City, with certain limitations. The comparison of direct expenses with program revenues identifies the extent to which each business segment or governmental function is self-financing or draws from the general revenues of the City.

Fund Financial Statements

During the year, the City segregates transactions related to certain City functions or activities in separate funds in order to aid financial management and to demonstrate legal compliance. Fund financial statements are designed to present financial information of the City at this more detailed level. The focus of governmental and enterprise fund financial statements is on major funds. Each major fund is presented in a separate column. Nonmajor funds are aggregated and presented in a single column. The internal service fund is presented in a single column on the face of the proprietary fund statements. Fiduciary funds are reported by type.

B. Fund Accounting

The City uses funds to maintain its financial records during the year. A fund is defined as a fiscal and accounting entity with a self-balancing set of accounts. There are three categories of funds: governmental, proprietary, and fiduciary.

Governmental Funds – Governmental funds are those through which most governmental functions typically are financed. Governmental fund reporting focuses on the sources, uses, and balances of current financial resources. Expendable assets are assigned to the various governmental funds according to the purposes for which they may or must be used. Current liabilities are assigned to the fund from which they will be paid. The difference between governmental fund assets, deferred outflows of resources and liabilities and deferred inflows of resources is reported as fund balance. The following is the City's major governmental fund:

CITY OF LIMA
Allen County, Ohio

Notes to the Basic Financial Statements
For the Year Ended December 31, 2020
(Continued)

General Fund – The general fund accounts for all financial resources except those required to be accounted for in another fund. The general fund balance is available to the City for any purpose provided it is expended or transferred according to the general laws of Ohio.

The other governmental funds of the City account for grants and other resources to which the City is bound to observe constraints imposed upon the use of the resources.

Proprietary Funds – Proprietary fund reporting focuses on the determination of operating income, changes in net position, net position and cash flows. The following are the City's proprietary fund types:

Enterprise Funds – Enterprise funds may be used to account for any activity for which a fee is charged to external users for goods or services. The sewer, water, refuse and storm water funds are the City's major enterprise funds.

Water Fund – The water fund accounts for the provision of water service to the residents and commercial users located within the City.

Sewer Fund – The sewer fund accounts for the provision of sanitary sewer service to the residents and commercial users located within the City.

Refuse Fund – The refuse fund accounts for the provision of refuse collection and disposal to residential customers within the City.

Storm Water Fund – The storm water fund accounts for the provision of storm water management to the residents and commercial users located within the City.

Internal Service Funds – The internal service funds are used to account for the financing of goods and services provided by one department or agency to other departments or agencies of the City, or to other governmental units, on a cost-reimbursement basis. The internal service funds account for the City's self-insured health insurance, gasoline and information technology services provided to all departments of the City.

Fiduciary Funds – Fiduciary fund reporting focuses on net position and changes in net position. The fiduciary fund category is split into four classifications: pension trust funds, investment trust funds, private purpose trust funds, and custodial funds. Trust funds are used to account for assets held by the City under a trust agreement for individuals, private organizations, or other governments and are therefore not available to support the City's own programs. The City does not have trust funds. Custodial funds are custodial in nature and present the additions and deductions from the fiduciary net position. The City's custodial funds account for Municipal Court activity, state building fees, energy special improvement district assessments and the Law Library Resource Board.

CITY OF LIMA
Allen County, Ohio

Notes to the Basic Financial Statements
For the Year Ended December 31, 2020
(Continued)

C. Measurement Focus

Government-wide Financial Statements

The government-wide financial statements are prepared using a flow of economic resources measurement focus. All assets and deferred outflows of resources and all liabilities and deferred inflows of resources associated with the operation of the City are included on the statement of net position. The statement of activities presents increases (e.g. revenues) and decreases (e.g. expenses) in total net position.

Fund Financial Statements

All governmental funds are accounted for using a flow of current financial resources measurement focus. With this measurement focus, only current assets and deferred outflows of resources and current liabilities and deferred inflows of resources generally are included on the balance sheet. The statement of revenues, expenditures, and changes in fund balances reports on the sources (i.e., revenues and other financing sources) and uses (i.e., expenditures and other financing uses) of current financial resources. This approach differs from the manner in which the governmental activities of the government-wide financial statements are prepared. Governmental fund financial statements therefore include reconciliation with brief explanations to better identify the relationship between the government-wide statements and the statements for governmental funds.

Like the government-wide statements, all proprietary and fiduciary fund types are accounted for on a flow of economic resources measurement focus. All assets and deferred outflows of resources and all liabilities and deferred inflows of resources associated with the operation of these funds are included on the statement of fund net position. The statement of revenues, expenses and changes in fund net position presents increases (i.e., revenues) and decreases (i.e., expenses) in total net position. The statement of cash flows provides information about how the City finances and meets the cash flow needs of its proprietary fund activities.

Fiduciary funds present a statement of changes in fiduciary net position which reports additions to and deductions from custodial funds.

D. Basis of Accounting

Basis of accounting determines when transactions are recorded in the financial records and reported on the financial statements. Government-wide financial statements are prepared using the accrual basis of accounting. Governmental funds use the modified accrual basis of accounting. Proprietary and fiduciary funds also use the accrual basis of accounting. Differences in the accrual and the modified accrual basis of accounting arise in the recognition of revenue, the recording of deferred revenue, and in the presentation of expenses versus expenditures.

Revenues - Exchange and Non-Exchange Transactions – Revenue resulting from exchange transactions, in which each party gives and receives essentially equal value, is recorded on the accrual basis when the exchange takes place. On a modified accrual basis, revenue is recorded in the fiscal year in which the resources are measurable and become available. Available means that the

CITY OF LIMA
Allen County, Ohio

Notes to the Basic Financial Statements
For the Year Ended December 31, 2020
(Continued)

resources will be collected within the current fiscal year or are expected to be collected soon enough thereafter to be used to pay liabilities of the current fiscal year. For the City, available means expected to be received within thirty-one days after year-end.

Nonexchange transactions, in which the City receives value without directly giving equal value in return, include income taxes, property taxes, grants, entitlements, and donations. On an accrual basis, revenue from income taxes is recognized in the period in which the income is earned. Revenue from property taxes is recognized in the fiscal year for which the taxes are levied (See Note 6). Revenue from grants, entitlements, and donations is recognized in the fiscal year in which all eligibility requirements have been satisfied.

Eligibility requirements include timing requirements, which specify the year when the resources are required to be used or the fiscal year when use is first permitted; matching requirements, in which the City must provide local resources to be used for a specified purpose; and expenditure requirements, in which the resources are provided to the City on a reimbursement basis. On the modified accrual basis, revenue from nonexchange transactions must also be available before it can be recognized.

Under the modified accrual basis, the following revenue sources are considered to be both measurable and available at fiscal year-end: income tax, state-levied locally shared taxes (including gasoline tax and motor vehicle license fees), fines and forfeitures, interest, grants and entitlements, and rentals.

Expenses/Expenditures On the accrual basis of accounting, expenses are recognized at the time they are incurred.

The measurement focus of governmental fund accounting is on decreases in net financial resources (expenditures) rather than expenses. Expenditures are generally recognized in the accounting period in which the related fund liability is incurred, if measurable. Allocations of cost, such as depreciation and amortization, are not recognized in governmental funds.

E. Cash and Investments

Cash received by the City, except cash held by a trustee or fiscal agent and cash in segregated accounts, is pooled in a common group of bank accounts. Monies for all funds are maintained in these accounts. Individual fund integrity is maintained through City records. Each fund's interest in the pool is presented as "Equity in Pooled Cash and Cash Equivalents."

The City utilizes a financial institution to service bonded debt as principal and interest payments come due. The balance in this account is presented as "Cash and Cash Equivalents with Fiscal and Escrow Agents" and represents deposits. Cash and cash equivalents that are held separately by the City's Municipal Court funds are recorded as "Cash and Cash Equivalents in Segregated Accounts." Cash and cash equivalents held separately by fiscal agents which are limited in use due to applicable bond agreements are recorded as "Restricted Cash and Cash Equivalents with Fiscal and Escrow Agents." Money held by the City which represents utility deposits is presented as "Restricted Equity in Pooled Cash and Cash Equivalents."

CITY OF LIMA
Allen County, Ohio

Notes to the Basic Financial Statements
For the Year Ended December 31, 2020
(Continued)

Investments are reported at fair value which is based on quoted market prices, with the exception of nonparticipating repurchase agreements, which are reported at cost. For investments in open-end mutual funds, fair value is determined by the fund's share price.

During 2020, the City invested in US Government securities, including Freddie Mac/Fannie Mae, Federal Farm Credit Bank, Federal Home Loan Mortgage Corporation, Federal National Mortgage Association funds, and U.S. Government Money Market Funds.

During the year, the City also invested in STAROhio, an investment pool managed by the State Treasurer's Office. STAROhio allows governments with the State to pool their funds for investment purposes. STAROhio is not registered with the SEC as an investment company, but does operate in a manner consistent with Rule 2a7 of the Investment Company Act of 1940. Investments in STAROhio are valued at STAROhio's share price, which is the price the investment could be sold for on December 31, 2020.

For the fiscal year 2020, there were no limitations or restrictions on any participant withdrawals due to redemption notice periods, liquidity fees, or redemption gates. However, notice must be given 24 hours in advance of all deposits and withdrawals exceeding \$25 million. STAROhio reserves the right to limit the transaction to \$100 million, requiring the excess amount to be transacted the following business day(s), but only to the \$100 million limit. All accounts of the participant will be combined for these purposes.

The City records all investment income in the General Fund except for interest earned on monies held by trustee in accordance with the bond covenants, state statutes and grant requirements. Investment income credited to the General Fund during 2020 amounted to \$413,464 which includes \$323,396 assigned from other City funds.

For purposes of the statement of cash flows, investments with an original maturity of three months or less are considered to be cash equivalents. In addition, all cash and investments of the cash management pool are considered to be cash equivalents because they are sufficiently liquid to permit withdrawal by the proprietary funds on demand. Investments with maturities greater than three months that are not part of the cash management pool are not considered to be cash equivalents.

F. Prepaid Items

Payments made to vendors for services that will benefit periods beyond December 31, 2020, are recorded as prepaid items using the consumption method. A current asset for the prepaid amount is recorded at the time of the purchase and an expenditure/expense is reported in the year in which services are consumed.

G. Materials and Supplies Inventory

On government-wide financial statements, inventories are presented at the lower of cost or market on a first-in, first-out basis and are expensed when used.

CITY OF LIMA
Allen County, Ohio

Notes to the Basic Financial Statements
For the Year Ended December 31, 2020
(Continued)

On fund financial statements, inventories of governmental funds are stated at cost while inventories of proprietary funds are stated at the lower of cost or market. For all funds, cost is determined on a first-in, first-out basis. Inventory consists of expendable supplies.

H. Notes Receivable

Notes receivable represents the right to receive repayment for certain loans made by the City. The loans are based upon written agreements between the City and the various loan recipients.

I. Deferred Outflows/Inflows of Resources

In addition to assets, the statements of financial position will sometimes report a separate section for deferred outflows of resources. Deferred outflows of resources represent a consumption of net position that applies to a future reporting period and will not be recognized as an outflow of resources (expense/expenditure) until then. For the City, deferred outflows of resources are reported on the government-wide statement of net position for deferred charges on debt refunding, pension and OPEB. A deferred charge on refunding results from the difference in the carrying value of refunded debt and its reacquisition price. This amount is deferred and amortized over the shorter of the life of the refunded or refunding debt. On the accrual basis of accounting, deferred charges are being amortized as a component of interest expense. The deferred outflows of resources related to pension and OPEB are explained in Notes 12 and 13.

In addition to liabilities, the statements of financial position report a separate section for deferred inflows of resources. Deferred inflows of resources represent an acquisition of net position that applies to a future period and will not be recognized until that time. For the City, deferred inflows of resources include property taxes, pension, OPEB and unavailable revenues for grants and income taxes. Property taxes represent amounts for which there is an enforceable legal claim as of December 31, 2020, but which were levied to finance 2021 operations. These amounts have been recorded as a deferred inflow on both the government-wide statement of net position and governmental fund financial statements. Unavailable revenue is reported only on the governmental funds balance sheet, and represents receivables which will not be collected within the available period. For the City, unavailable revenue includes delinquent property taxes, income taxes, special assessments and intergovernmental grants. These amounts are deferred and recognized as an inflow of resources in the period the amounts become available. The details of these unavailable revenues are identified on the reconciliation of total governmental fund balances to net position of governmental activities. Deferred inflows of resources related to pension and OPEB plans are reported on the government-wide statement of net position. (See Notes 12 and 13)

J. Restricted Assets/Liabilities

Certain resources set aside for debt repayment, classified as restricted assets on the Statement of Fund Net Position because they are maintained in separate bank accounts and their use is limited by applicable bond covenants, are recorded as “Restricted Cash and Cash Equivalents with Fiscal and Escrow Agents.”

CITY OF LIMA
Allen County, Ohio

Notes to the Basic Financial Statements
For the Year Ended December 31, 2020
(Continued)

The City has utility deposits from customers that are classified as restricted equity in pooled cash and cash equivalents on the Statement of Fund Net Position because their use is limited to the payment of unpaid utility bills or the refunding of the deposit to the customer.

K. Capital Assets

General capital assets are capital assets which are associated with and generally arise from governmental activities. They generally result from expenditures in the governmental funds. General capital assets are reported in the governmental activities column of the government-wide statement of net position but are not reported in the fund financial statements. Capital assets utilized by the proprietary funds are reported both in the business-type activities column of the government-wide statement of net position and in the respective funds.

All capital assets are capitalized at cost (or estimated historical cost) and updated for additions and retirements during the year. Donated capital assets are recorded at their acquisition value as of the date received. The City maintains a capitalization threshold of \$2,500. Improvements are evaluated for capitalization; the costs of normal maintenance and repairs that do not add to the value of the asset or materially extend an asset's life are not. Interest incurred during the construction of proprietary fund capital assets is also capitalized.

All reported capital assets, except for land and construction-in-progress, are depreciated. Improvements are depreciated over the remaining useful lives of the related capital assets. Useful lives for infrastructure were estimated based on the City's historical records of necessary improvements and replacement. Depreciation is computed using the straight-line method over the following useful lives:

Description	Governmental Activities Estimated Lives	Business-Type Activities Estimated Lives
Land	N/A	N/A
Buildings and Improvements	45-50 Years	45-50 Years
Building Improvements	5-40 Years	5-40 Years
Leasehold Improvements	5-20 Years	5-20 Years
Machinery and Equipment	5-15 Years	5-15 Years
Furniture	20 Years	20 Years
Infrastructure	30-99 Years	30-99 Years
Vehicles	5-10 Years	5-10 Years
Water and Sewer Lines	N/A	30-99 Years
Storm Water Infrastructure	N/A	40 Years

The City's infrastructure consists of roads, bridges, curbs and gutters, streets, sidewalks, drainage systems, lighting systems, sewer systems, and water systems.

Capitalization of Interest

GASB 89 was early implemented by the City for the year ended December 31, 2019, and is applied prospectively. Prior to implementation, interest was capitalized on proprietary fund assets acquired

CITY OF LIMA
Allen County, Ohio

Notes to the Basic Financial Statements
For the Year Ended December 31, 2020
(Continued)

with tax-exempt debt. The City's policy is to capitalize net interest on construction projects until substantial completion of the project. The amount of capitalized interest equals the difference between the interest cost associated with the tax-exempt borrowing used to finance the project from the date of borrowing until completion of the project and the interest earned from temporary investment of the debt proceeds over the same period. Capitalized interest is amortized on the straight-line basis over the estimated useful life of the asset. Pursuant to implementation, capitalized interest of approximately \$0.3 million was expensed in 2020.

L. Interfund Balances

On fund financial statements, receivables and payables resulting from short-term interfund loans are classified as "interfund receivables/payables." Interfund loans which do not represent available expendable resources are offset by a fund balance reserve account. These amounts are eliminated in the governmental columns of the statement of net position, except for any net residual amounts due between governmental and business-type activities, which are presented as internal balances.

Amounts between funds for special assessment manuscript debt activity are reported as "interfund receivable/payable" and "due to/from other funds" on the fund financial statements according to its repayment schedule. See Note 16 for additional details on the special assessment debt.

On fund financial statements, long-term interfund loans reported as "advances to/from other funds" are equally offset by nonspendable fund balance which indicates that they do not constitute "available expandable financial resources" even though it is a component of net current assets. Repayment is expected to be made within a reasonable time.

M. Compensated Absences

Vacation benefits are accrued as a liability as the benefits are earned if the employees' rights to receive compensation are attributable to services already rendered and it is probable that the City will compensate the employees for the benefits through paid time off or some other means. The City records a liability for all accumulated unused vacation time when earned for all employees with more than one year of service. Sick leave benefits are accrued as a liability using the termination method. The liability is based on an estimate of the amount of accumulated sick leave that will probably be paid as a termination benefit.

The entire compensated absence liability is reported on the government-wide financial statements.

In governmental funds, the liability for unpaid compensated absences is the amount that is normally expected to be paid using expendable available financial resources. In proprietary funds, the entire amount of compensated absences is reported as a fund liability.

N. Pension/Other Postemployment Benefits (OPEB)

For purposes of measuring the net pension/OPEB liability, deferred outflows of resources and deferred inflows of resources related to pensions/OPEB, and pension/OPEB expense, information about the fiduciary net position of the pension/OPEB plans and additions to/deductions from their fiduciary net position have been determined on the same basis as they are reported by the

CITY OF LIMA
Allen County, Ohio

Notes to the Basic Financial Statements
For the Year Ended December 31, 2020
(Continued)

pension/OPEB plan. For this purpose, benefit payments (including refunds of employee contributions) are recognized when due and payable in accordance with the benefit terms. The pension/OPEB plans report investments at fair value.

O. Accrued Liabilities and Long-term Obligations

All payables, accrued liabilities, and long-term obligations are reported in the government-wide financial statements, and all payables, accrued liabilities and long-term obligations payable from proprietary funds are reported on the proprietary fund financial statements. In general, governmental fund payables and accrued liabilities that, once incurred, are paid in a timely manner and in full from current financial resources are reported as obligations of the funds. However, claims and judgments, compensated absences that will be paid from governmental funds are reported as a liability in the fund financial statements only to the extent that they are due for payment during the current fiscal year. Net pension/OPEB liability should be recognized in the governmental funds to the extent that benefit payments are due and payable and the pension/OPEB plan's fiduciary net position is not sufficient for payment of those benefits.

Bonds, capital leases, and long-term loans are recognized as a liability on the government fund financial statements when due.

P. Fund Balance

Fund balance is divided into five classifications based primarily on the extent to which the City is bound to observe constraints imposed upon the use of the resources in the governmental funds. The classifications are as follows:

Nonspendable – The nonspendable fund balance category includes amounts that cannot be spent because they are not in spendable form, or legally or contractually required to be maintained intact. The “not in spendable form” criterion includes items that are not expected to be converted to cash. It also includes the long-term amount of interfund loans.

Restricted – Fund balance is reported as restricted when constraints placed on the use of resources are either externally imposed by creditors (such as through debt covenants), grantors, contributors, or laws or regulations of other governments or is imposed by law through constitutional provisions or enabling legislation (City ordinances).

Enabling legislation authorizes the City to assess, levy, charge, or otherwise mandate payment of resources (from external resource providers) and includes a legally enforceable requirement that those resources be used only for the specific purposes stipulated in the legislation. Legal enforceability means that the City can be compelled by an external party-such as citizens, public interest groups, or the judiciary to use resources created by enabling legislation only for the purposes specified by the legislation.

Committed – The committed fund balance classification includes amounts that can be used only for the specific purposes imposed by formal action (ordinance) of City Council. The committed amounts cannot be used for any other purpose unless City Council removes or changes the specified use by taking the same type of action (ordinance) it employed to previously commit

CITY OF LIMA
Allen County, Ohio

Notes to the Basic Financial Statements
For the Year Ended December 31, 2020
(Continued)

those amounts. In contrast to fund balance that is restricted by enabling legislation, committed fund balance classification may be redeployed for other purposes with appropriate due process. Constraints imposed on the use of committed amounts are imposed by City Council, separate

from the authorization to raise the underlying revenue; therefore, compliance with these constraints is not considered to be legally enforceable. Committed fund balance also incorporates contractual obligations to the extent that existing resources in the fund have been specifically committed for use in satisfying those contractual requirements.

Assigned – Amounts in the assigned fund balance classification are intended to be used by the City for specific purposes but do not meet the criteria to be classified as restricted or committed. In governmental funds other than the general fund, assigned fund balance represents the remaining amount that is not restricted or committed. In the general fund, assigned amounts represent intended uses established by City Council or a City official delegated that authority by City Charter or ordinance. The City Council has by resolution authorized the City Auditor to assign fund balance. The City Council may also assign fund balance as it does when appropriating fund balance to cover a gap between estimated revenue and appropriations in the subsequent year's appropriated balance.

Unassigned – Unassigned fund balance is the residual classification for the general fund and includes all spendable amounts not contained in the other classification. In the other governmental funds, the unassigned classification is used only to report a deficit balance resulting from overspending for specific purposes for which amounts had been restricted, committed, or assigned.

The City does not have a formal policy dictating the order of use of fund balance. Thus, it considers restricted amounts used first, followed by committed, assigned and unassigned. City Council is the City's highest level of decision making. Fund balance commitments are established, modified, or rescinded by City Council action through passage of an ordinance. Assigned fund balance includes amounts that have an intended use by City Council or the Mayor. Intent for the use of assigned amounts is demonstrated through passage of appropriation ordinances or encumbrances.

Q. Net Position

Net position represents the difference between assets and deferred outflows and liabilities and deferred inflows. Net investment in capital assets, consists of capital assets, net of accumulated depreciation, reduced by the outstanding balances of any borrowings used for the acquisition, construction, or improvement of those assets.

Net position is reported as restricted when there are limitations imposed on their use either through the enabling legislation adopted by the City or through external restrictions imposed by creditors, grantors, or laws or regulations of other governments. Net position restricted for other purposes consists primarily of monies held for unclaimed monies, hotel/motel taxes and special gifts.

The City applies restricted resources first when an expense is incurred for purposes for which both restricted and unrestricted net position is available.

CITY OF LIMA
Allen County, Ohio

Notes to the Basic Financial Statements
For the Year Ended December 31, 2020
(Continued)

R. Operating Revenues and Expenses

Operating revenues are those revenues that are generated directly from the primary activity of the proprietary funds. For the City, these revenues include charges for services for water, sewer, refuse and storm water services. Operating expenses are necessary costs incurred to provide the goods or service that is the primary activity of the fund. All revenues and expenses not meeting this definition are reported as nonoperating.

S. Contributions of Capital

Contributions of capital in proprietary fund financial statements arise from outside contributions of capital assets, tap-in fees to the extent they exceed the cost of the connection to the system, of grants or outside contributions of resources restricted to capital acquisition and construction, or of transfers from other proprietary funds or from governmental activities.

T. Interfund Activity

Transfers between governmental and business-type activities on the government-wide statements are reported in the same manner as general revenues.

Exchange transactions between funds are reported as revenues in the seller funds and as expenditures/expenses in the purchaser funds. Flows of cash or goods from one fund to another without a requirement for repayment are reported as interfund transfers. Interfund transfers are reported as other financing sources/uses in governmental funds and after nonoperating revenues/expenses in proprietary funds. Repayments from funds responsible for particular expenditures/expenses to the funds that initially paid for them are not presented on the financial statements.

U. Extraordinary and Special Items

Extraordinary items are transactions or events that are both unusual in nature and infrequent in occurrence. Special items are transactions or events that are within the control of the City Administration and that are either unusual in nature or infrequent in occurrence. Neither type of transaction occurred during 2020.

V. Estimates

The preparation of financial statements in conformity with generally accepted accounting principles requires management to make estimates and assumptions that affect the amounts reported in the financial statements and accompanying notes. Actual results may differ from those estimates.

W. Budgetary Data

All funds, except custodial funds, are legally required to be budgeted and appropriated. The major documents prepared are the tax budget, the certificate of estimated resources, and the appropriations resolution, all of which are prepared on the budgetary basis of accounting. The tax budget demonstrates a need for existing or increased tax rates. The certificate of estimated resources

CITY OF LIMA
Allen County, Ohio

Notes to the Basic Financial Statements
For the Year Ended December 31, 2020
(Continued)

establishes a limit on the amount Council may appropriate. The appropriations resolution is Council's authorization to spend resources and sets annual limits on expenditures plus encumbrances at the level of control selected by Council. The legal level of control has been established by Council at the salaries, fringes, expenditures and capital level within each department in each fund. Budgetary modifications may only be made by resolution of the City Council at the legal level of control.

The certificate of estimated resources may be amended during the year if projected increases or decreases in revenue are identified by the City Auditor. The amounts reported as the original budgeted amounts on the budgetary statements reflect the amounts on the certificate of estimated resources when the original appropriations were adopted. The amounts reported as the final budgeted amounts on the budgetary statements reflect the amounts on the amended certificate of estimated resources in effect at the time the final appropriations were enacted by Council.

The appropriations resolution is subject to amendment throughout the year with the restriction that appropriations cannot exceed estimated resources. The amounts reported as the original budgeted amounts reflect the first appropriation resolution for that fund that covered the entire year, including amounts automatically carried forward from prior years. The amounts reported as the final budgeted amounts represent the final appropriation amounts passed by Council during the year.

X. *Implementation of New Accounting Principles*

For the year ended December 31, 2020, the City has implemented GASB Statement No. 83, *Certain Asset Retirement Obligations*.

GASB Statement No. 83 establishes criteria for determining the timing and pattern of recognition of a liability and a corresponding deferred outflow of resources for asset retirement obligations. The implementation of GASB Statement No. 83 did not have an effect on the financial statements of the City.

NOTE 3: BUDGETARY BASIS OF ACCOUNTING

While reporting financial position, results of operations, and changes in fund balance on the basis of generally accepted accounting principles (GAAP basis), the budgetary basis as provided by law is based upon accounting for certain transactions on a basis of cash receipts, disbursements and encumbrances.

The Statement of Revenues, Expenditures and Changes in Fund Balances - Budget (Non-GAAP) and Actual presented for the general fund is presented on the budgetary basis to provide a meaningful comparison of actual results with the budget. The major differences between the budget basis and the GAAP basis are:

1. Revenues are recorded when received in cash (budget basis) as opposed to when susceptible to accrual (GAAP basis).
2. Expenditures/expenses are recorded when paid in cash (budget basis) as opposed to when the liability is incurred (GAAP basis).

CITY OF LIMA
Allen County, Ohio

Notes to the Basic Financial Statements
For the Year Ended December 31, 2020
(Continued)

3. Encumbrances are treated as expenditures/expenses (budget basis) rather than restricted, committed, or assigned fund balance (GAAP basis).
4. Advances in and advances out are operating transactions (budget basis) as opposed to balance sheet transactions (GAAP basis).

The following table summarizes the adjustments necessary to reconcile the GAAP basis statements to the budgetary basis statements for the General Fund.

	General Fund
GAAP Basis	\$ 5,129,950
Adjustments:	
Net adjustment for revenue accruals	419,647
Net adjustment for expenditure accruals	(1,437,897)
Advances out	56,116
Encumbrances	(626,896)
Budget basis	\$ 3,540,920

* As part of Governmental Accounting Standards Board Statement No. 54, *Fund Balance Reporting and Governmental Fund Type Definitions*, certain funds that are legally budgeted in separate special revenue funds are considered part of the general fund on a GAAP basis. This includes the treasurer’s trust fund, insurance repair fund and a capital replacement fund. Upon implementation of GASB 84, *Fiduciary Activities*, certain funds that are legally budgeted in separate custodial funds are also now included as part of the general fund. This includes the fire insurance deposits fund and the security deposits fund.

NOTE 4: DEPOSITS AND INVESTMENTS

State statutes classify monies held by the City into three categories.

Active deposits are public deposits necessary to meet current demands on the treasury. Such monies must be maintained either as cash in the City Treasury, in commercial accounts payable or withdrawable on demand, including negotiable order of withdrawal (NOW) accounts, or in money market deposit accounts.

Inactive deposits are public deposits that the City has identified as not required for use within the current two-year period of designation of depositories. Inactive deposits must either be evidenced by certificates of deposit maturing not later than the end of the current period of designation of depositories, or by savings or deposit accounts including, but not limited to, passbook accounts.

Interim deposits are deposits of interim monies. Interim monies are those monies which are not needed for immediate use but which will be needed before the end of the current period of designation of depositories. Interim deposits must be evidenced by time certificates of deposit maturing not more than one year from the date of deposit or by savings or deposit accounts including passbook accounts.

Protection of the City’s deposits is provided by the Federal Deposit Insurance Corporation (FDIC), by eligible securities pledged by the financial institution as security for repayment, or by the financial institutions participation in the Ohio Pooled Collateral System (OPCS), a collateral pool of eligible

CITY OF LIMA
Allen County, Ohio

Notes to the Basic Financial Statements
For the Year Ended December 31, 2020
(Continued)

securities deposited with a qualified trustee and pledged to the Treasurer of State to secure the repayment of all public monies deposited in the financial institution.

Interim monies held by the City may be deposited or invested in the following securities:

1. United States Treasury Notes, Bills, Bonds, Notes, or any other obligation or security issued by the United States or any other obligation guaranteed as to principal or interest by the United States;
2. Bonds, notes, debentures, or other obligations or securities issued by any federal government agency or instrumentality, including but not limited to, the Federal National Mortgage Association, Federal Home Loan Bank, Federal Farm Credit Bank, Federal Home Loan Mortgage Corporation, Government National Mortgage Association, and Student Loan Marketing Association. All federal agency securities shall be direct issuances of federal government agencies or instrumentalities;
3. Written repurchase agreements in the securities listed above, provided that the fair value of the securities subject to the repurchase agreement must exceed the principal value of the agreement by at least 2% and be marked to market daily, and that the term of the agreement must not exceed 30 days;
4. Bonds and other obligations of the State of Ohio;
5. No-load money market mutual funds consisting exclusively of obligations described in division (1) or (2) of this section and repurchase agreements secured by such obligations, provided that investments in securities described in this division are made only through eligible institutions;
6. The State Treasury Asset Reserve (STAROhio);
7. Certain banker's acceptances and commercial paper notes in an amount not to exceed 40 percent of the interim monies available for investment at any one time; and

The City may also invest any monies not required to be used for a period of six months or more in the following:

1. Bonds of the State of Ohio;
2. Bonds of any municipal corporation, village, county, township, or other political subdivision of this State, as to which there is no default of principal, interest or coupons; and
3. Obligations of the City.

Investments in stripped principal or interest obligations, reverse repurchase agreements and derivatives are prohibited. The issuance of taxable notes for the purpose of arbitrage, the use of leverage and short selling are also prohibited. An investment must mature within five years from the date of purchase unless matched to a specific obligation or debt of the City, and must be purchased with the expectation that it will be held to maturity.

CITY OF LIMA
Allen County, Ohio

Notes to the Basic Financial Statements
For the Year Ended December 31, 2020
(Continued)

Investments may only be made through specified dealers and institutions. Payment for investments may be made only upon delivery of the securities representing the investments to the treasurer or, if the securities are not represented by certificate, upon receipt of confirmation of transfer from the custodian.

Cash and Cash Equivalents in Segregated Accounts: At year end, the City had \$464,277 deposited with a financial institution for monies related to the Municipal Court custodial fund. This amount is included in the City's depository balance below.

Cash and Cash Equivalents with Fiscal and Escrow Agents: At year end, the City had \$3,309,521 on deposit with financial institutions for escrow accounts and bond and coupon payments. These amounts are included in the City's depository balance below.

A. Deposits

At December 31, 2020, the carrying amount of all City deposits was \$18,560,393 and the bank balance of all City deposits was \$19,586,106. Of the bank balance, \$9,538,154 was exposed to custodial risk as discussed below and \$10,047,952 was covered by the FDIC.

Custodial credit risk for deposits is the risk that, in the event of a bank failure, the City will not be able to recover deposits or collateral securities that are in possession of an outside party. The City has no policy for custodial credit risk beyond the requirements of State statute. Ohio law requires that deposits either be insured or protected by:

- Eligible securities pledged to the City and deposited with a qualified trustee by the financial institution as security for repayment whose fair value at all times shall be at least 105 percent of the deposits being secured; or
- Participation in the Ohio Pooled Collateral System (OPCS), a collateral pool of eligible securities deposited with a qualified trustee and pledged to the Treasurer of State to secure the repayment of all public monies deposited in the financial institution. OPCS required the total fair value of the securities pledged to be 102 percent of the deposits being secured or a rate set by the Treasurer of State.

For 2020, the City was in the OPCS. Although all statutory requirements for the deposit of money had been followed, noncompliance with Federal requirements could potentially subject the City to a successful claim by the FDIC.

CITY OF LIMA
Allen County, Ohio

Notes to the Basic Financial Statements
For the Year Ended December 31, 2020
(Continued)

B. Investments

As of December 31, 2020, the City had the following investments and maturities:

Investment	Measurement Value	Investment Maturity			% Total Investments	Standard & Poors
		<1 Year	1-3 Years	4-5 Years		
<u>Fair Value</u>						
Freddie Mac / Fannie Mae	\$ 3,003,090	\$ 0	\$ 1,007,540	\$ 1,995,550	7.0%	AA+
Federal Farm Credit Bank	8,999,070	0	6,998,290	2,000,780	20.9%	AA+
Federal Home Loan Mortgage Corporation	3,018,750	0	0	3,018,750	7.0%	AA+
Federal National Mortgage Association	11,812,450	0	5,524,758	6,287,692	27.4%	AA+
US Govt Money Market Fund	88,375	88,375	0	0	0.2%	n/a
<u>NAV Value</u>						
STAROhio	16,179,739	16,179,739	0	0	37.5%	AAAm
	<u>\$ 43,101,474</u>	<u>\$ 16,268,114</u>	<u>\$ 13,530,588</u>	<u>\$ 13,302,772</u>	<u>100.0%</u>	

The City categorizes its fair value measurements within the fair value hierarchy established by generally accepted accounting principles. The hierarchy is based on the valuation inputs used to measure the fair value of the asset. Level 1 inputs are quoted prices in active markets for identical assets. Level 2 inputs are significant other observable inputs. Level 3 inputs are significant unobservable inputs. The above table identifies the City's recurring fair value measurements as of December 31, 2020. The City's investments measured at fair value are valued using methodologies that incorporate market inputs such as benchmark yields, reported trades, broker/dealer quotes, issuer spreads, two-sided markets, benchmark securities, bids, offers, and reference data including market research publications. Market indicators and industry and economic events are also monitored which could require the need to acquire further market data (Level 2 inputs).

Interest Rate Risk – To limit its exposure to fair value losses arising from rising interest rates and in keeping with its investment policy, the City does not invest in any security with a remaining term to final maturity of more than five years.

Credit Risk – As of December 31, 2020, Standard & Poors rated the City's investments in Freddie Mac/Fannie Mae, Federal Farm Credit Bank, Federal Home Loan Mortgage Corporation and Federal National Mortgage Association bonds as AA+, as shown in the table above. STAROhio was rated AAAm. The US Government Money Market Fund investments are not rated. The City has no policy for credit risk.

Concentration of Credit Risk – The City places no limit on the amount that may be invested in any one issuer. The table above includes the percentage to total of each investment type held by the City at December 31, 2020.

CITY OF LIMA
Allen County, Ohio

Notes to the Basic Financial Statements
For the Year Ended December 31, 2020
(Continued)

NOTE 5: INCOME TAX

The City levies and collects an income tax of 1.5 percent on all income earned within the City as well as incomes of residents earned outside the City. In the latter case, the City allows a credit of 100 percent of the tax paid to another municipality, not to exceed the amount owed. Employers within the City are required to withhold income tax on employee earnings and remit the tax at least quarterly and file a final return annually. Income tax proceeds are used to pay the cost of administering the tax and for General Fund operations and other governmental functions when needed, as determined by Council.

NOTE 6: PROPERTY TAXES

Property taxes include amounts levied against all real and public property, and tangible personal property located in the City. Real property tax revenues received in 2020 represent the collection of 2019 taxes. For 2020, real property taxes were levied after October 1, 2019, on the assessed value as of January 1, 2019, the lien date. These taxes will be collected in and are intended to finance 2020 operations. Assessed values for real property taxes are established by the State statute at 35 percent of appraised market value. All property is required to be revalued every six years. The last revaluation was completed in 2015. Real property taxes are payable annually or semiannually. The first payment is due December 31, with the remainder payable by June 20. Under certain circumstances, State statute permits later payment dates to be established.

Public utility real and tangible personal property were levied after October 1, 2019, on the assessed values as of December 31, 2018, the lien date. Public utility real property is assessed at 35 percent of true value; tangible personal property is currently assessed at varying percentages of true value. Public utility property taxes are payable on the same dates as real property taxes described previously.

The full tax rate for all City operations for the year ended December 31, 2020 was \$3.90 per \$1,000 of assessed value. The assessed values of real and tangible personal property upon which 2020 property tax receipts were based are as follows:

<u>Category</u>	<u>Assessed Value</u>
Real Estate	
Residential/Agricultural	\$ 224,203,660
Commercial/Industrial	119,193,350
Public Utilities	178,840
Public Utility	29,230,410
Total	<u>\$ 372,806,260</u>

The County Treasurer collects property taxes on behalf of all taxing districts in the county, including the City of Lima. The County Auditor periodically remits to the City its portion of the taxes collected. Property taxes receivable represents real property taxes, public utility real and tangible personal property taxes, and outstanding delinquencies which became measurable as of December 31, 2020, and for which there is an enforceable legal claim. In the governmental funds, the entire receivable has been offset by deferred inflows of resources since the current taxes were not levied to finance 2020 operations and the collection of delinquent taxes during the available period is not subject to reasonable estimation. On the

CITY OF LIMA
Allen County, Ohio

Notes to the Basic Financial Statements
For the Year Ended December 31, 2020
(Continued)

accrual basis, collectible delinquent property taxes have been recorded as revenue while the remainder of the receivable remains deferred inflows of resources.

NOTE 7: FUND BALANCES

Fund balance is classified as nonspendable, restricted, committed, assigned and/or unassigned based primarily on the extent to which the City is bound to observe constraints imposed upon the use of the resources in the government funds. The constraints placed on the fund balance for the major governmental fund and all other governmental funds are presented below.

This space intentionally blank

CITY OF LIMA
Allen County, Ohio

Notes to the Basic Financial Statements
For the Year Ended December 31, 2020
(Continued)

	General Fund	Other Governmental Funds	Total
Nonspendable for:			
Unclaimed Monies	\$ 416,322	\$ 0	\$ 416,322
Prepays	341,291	63,784	405,075
Inventory	0	28,466	28,466
Advances to Other Funds	291,491	0	291,491
Total Nonspendable	1,049,104	92,250	1,141,354
Restricted for:			
Street Repairs and Improvements	0	1,241,630	1,241,630
Street Vehicles & Equipment	0	22,553	22,553
Law Enforcement Activities	0	338,914	338,914
Law Enforcement Vehicles & Equipment	0	4,696	4,696
Fire Vehicles & Equipment	0	4,835	4,835
City-wide Park Improvements	0	44,569	44,569
Community Development	0	65,810	65,810
DARE Program	0	7,183	7,183
Federal HOME Program Activities	0	311,747	311,747
Schoonover Lake & Dam Improvements	0	6,779	6,779
Various Building Improvements	0	357,555	357,555
Municipal Court Activities & Projects	0	2,700,761	2,700,761
Alcohol/Drug Treatment Education	0	547,016	547,016
Other Purposes	0	198,467	198,467
Total Restricted	0	5,852,515	5,852,515
Committed to:			
Sidewalk Projects	0	195,726	195,726
Recreation Activities and Improvement	0	82,049	82,049
Youth Activities Program	0	58,329	58,329
Property and Maintenance Services	0	10,905	10,905
Traffic and Parking Services	0	376,620	376,620
Travel and Tourism Support	0	276,988	276,988
Community Deposits	541,362	0	541,362
Total Committed	541,362	1,000,617	1,541,979
Assigned for:			
Debt Services	0	284,929	284,929
Vehicle and Asset Repairs	41,435	0	41,435
Parks Improvements	4,034	0	4,034
Encumbrances:			
General Government	295,563	0	295,563
Security of Persons and Property	69,688	0	69,688
Leisure Time Services	23,407	0	23,407
Community Development	7,216	0	7,216
Transportation	33,522	0	33,522
Capital Outlay	75,374	0	75,374
Subsequent Year Appropriations	724,436	0	724,436
Total Assigned	1,274,675	284,929	1,559,604
Unassigned (Deficit)	12,827,419	(603,043)	12,224,376
Total Fund Balance (Deficit)	\$ 15,692,560	\$ 6,627,268	\$ 22,319,828

CITY OF LIMA
Allen County, Ohio

Notes to the Basic Financial Statements
For the Year Ended December 31, 2020
(Continued)

NOTE 8: RECEIVABLES

Receivables at December 31, 2020 consisted of taxes, utility accounts, intergovernmental receivables arising from grants, entitlements and shared revenues, special assessments, interest on investments, and notes. All amounts are considered to be fully collectible, including utility services. A summary of taxes receivable follows:

	Amount
Governmental Activities:	
Real Estate Tax	\$ 1,355,630
Municipal Income Tax	3,406,766
Other Local Tax	41,584
Total Taxes Receivable	\$ 4,803,980

A summary of the principal items of intergovernmental receivables follows:

	Amount
Governmental Activities:	
Homestead / Rollback	\$ 72,000
Local Government / State Income Tax	475,000
Motor Vehicle License Tax	129,000
Gasoline Excise Tax	515,000
Permissive Tax	140,000
JAG 2018-DJ-BX-0181	408
DOJ Coronavirus Emergency Supplemental Funding	10,365
HOME Chip Housing	11,800
Community Development Block Grant	243,767
ALL-Lima Traffic, PID 90949	616,169
ALL-Lima RRGs	1,461
ODNR-ALLE-003C Schoonover Lake Dam	
Restoration	29,380
ODNR Natureworks Grant - Lincoln Park	75,459
Other Purposes	92,436
Total Intergovernmental Receivable	\$ 2,412,245

Notes receivable represent low interest notes for development projects and home improvements granted to eligible City residents and businesses under the Federal Community Development Block Grant, the Community Housing Improvement Program, and the Urban Development Action Grant. The notes bear interest at an annual rate of 7 to 8 percent. The notes are to be repaid over periods ranging from five to fifteen years. The gross notes receivable are \$64,499 with uncollectible of \$34,312 at December 31, 2020. The notes are recorded net of an allowance for uncollectibles in the amount of \$30,187.

CITY OF LIMA
Allen County, Ohio

Notes to the Basic Financial Statements
For the Year Ended December 31, 2020
(Continued)

NOTE 9: CAPITAL ASSETS

A summary of changes in capital assets during 2020 follows:

	Balance 12/31/2019	Additions	Reductions	Transfers	Balance 12/31/2020
Governmental Activities					
<i>Capital Assets, not being depreciated:</i>					
Land	\$ 8,067,334	\$ 20,880	\$ 0	\$ 0	\$ 8,088,214
Construction in Progress	13,024,820	5,186,610	(1,157,517)	(1,132,472)	15,921,441
Total Capital Assets, not being depreciated	21,092,154	5,207,490	(1,157,517)	(1,132,472)	24,009,655
<i>Capital Assets, being depreciated:</i>					
Buildings	16,549,728	0	0	0	16,549,728
Improvements	3,838,303	470,860	0	0	4,309,163
Machinery and Equipment	8,897,209	707,374	(49,932)	0	9,554,651
Furniture and Fixtures	104,204	0	0	0	104,204
Vehicles	8,651,360	241,549	(21,200)	202,273	9,073,982
Infrastructure					
Roads	45,347,323	2,038,045	0	0	47,385,368
Sidewalks	5,151,921	72,008	0	0	5,223,929
Bridges	18,424,546	1,365,838	0	0	19,790,384
Signals and Traffic Lights	8,799,685	0	0	0	8,799,685
Curbs	5,846,369	117,618	0	0	5,963,987
Rail Sidings	1,443,375	0	0	0	1,443,375
Total Capital Assets, being depreciated	123,054,023	5,013,292	(71,132)	202,273	128,198,456
<i>Less Accumulated Depreciation:</i>					
Buildings	(8,530,779)	(305,721)	0	0	(8,836,500)
Improvements	(2,289,737)	(125,877)	0	0	(2,415,614)
Machinery and Equipment	(4,941,557)	(705,065)	29,887	0	(5,616,735)
Furniture and Fixtures	(61,409)	(4,105)	0	0	(65,514)
Vehicles	(7,059,042)	(524,760)	21,200	(202,273)	(7,764,875)
Infrastructure					
Roads	(37,081,791)	(1,752,656)	0	0	(38,834,447)
Sidewalks	(1,271,132)	(128,798)	0	0	(1,399,930)
Bridges	(3,806,330)	(339,875)	0	0	(4,146,205)
Signals and Traffic Lights	(6,595,888)	(413,949)	0	0	(7,009,837)
Curbs	(4,133,740)	(141,216)	0	0	(4,274,956)
Rail Sidings	(872,042)	(72,169)	0	0	(944,211)
Total Accumulated Depreciation	(76,643,447)	(4,514,191)	51,087	(202,273)	(81,308,824)
Total Capital Assets being depreciated, net	46,410,576	499,101	(20,045)	0	46,889,632
Governmental Activities					
Capital Assets, Net	\$ 67,502,730	\$ 5,706,591	\$ (1,177,562)	\$ (1,132,472)	\$ 70,899,287

CITY OF LIMA
Allen County, Ohio

Notes to the Basic Financial Statements
For the Year Ended December 31, 2020
(Continued)

	Balance 12/31/2019	Additions	Reductions	Transfers	Balance 12/31/2020
Business-Type Activities					
<i>Capital Assets, not being depreciated:</i>					
Land	\$ 5,424,260	\$ 0	\$ 0	\$ 0	\$ 5,424,260
Construction in Progress	50,406,033	3,190,420	(45,547,512)	0	8,048,941
Total Capital Assets, not being depreciated	55,830,293	3,190,420	(45,547,512)	0	13,473,201
<i>Capital Assets, being depreciated:</i>					
Improvements	19,545,257	47,355	0	864,967	20,457,579
Buildings	97,641,862	37,296,794	(83,914)	0	134,854,742
Machinery and Equipment	42,493,790	7,132,229	(271,701)	0	49,354,318
Furniture and Fixtures	51,830	0	0	0	51,830
Vehicles	6,538,758	422,828	(22,192)	(202,273)	6,737,121
Capitalized Interest	6,001,325	0	0	0	6,001,325
Intangible Assets	317,989	0	0	0	317,989
Infrastructure:					
Storm Water	10,293,750	1,553,544	0	267,505	12,114,799
Sewer	28,187,625	957,328	0	0	29,144,953
Water	25,842,963	7,273,911	(5,055,514)	0	28,061,360
Total Capital Assets, being depreciated	236,915,149	54,683,989	(5,433,321)	930,199	287,096,016
<i>Less Accumulated Depreciation:</i>					
Improvements	(8,735,091)	(956,170)	0	0	(9,691,261)
Buildings	(34,649,083)	(1,873,660)	83,914	0	(36,438,829)
Machinery and Equipment	(23,492,851)	(2,246,800)	145,611	0	(25,594,040)
Furniture and Fixtures	(31,554)	(2,762)	0	0	(34,316)
Vehicles	(5,685,304)	(431,423)	22,192	202,273	(5,892,262)
Capitalized Interest	(4,143,211)	(111,127)	0	0	(4,254,338)
Intangible Assets	(317,988)	0	0	0	(317,988)
Infrastructure:					
Storm Water	(1,410,019)	(251,018)	0	0	(1,661,037)
Sewer	(16,686,687)	(350,102)	0	0	(17,036,789)
Water	(13,739,731)	(606,484)	4,995,338	0	(9,350,877)
Total Accumulated Depreciation	(108,891,519)	(6,829,546)	5,247,055	202,273	(110,271,737)
Total Capital Assets being depreciated, net	128,023,630	47,854,443	(186,266)	1,132,472	176,824,279
Business-Type Activities					
Capital Assets, Net	<u>\$ 183,853,923</u>	<u>\$ 51,044,863</u>	<u>\$ (45,733,778)</u>	<u>\$ 1,132,472</u>	<u>\$ 190,297,480</u>

CITY OF LIMA
Allen County, Ohio

Notes to the Basic Financial Statements
For the Year Ended Decemeber 31, 2020
(Continued)

Depreciation expense was charged to functions as follows:

	Depreciation
<i>Governmental Activities (includes internal service):</i>	
Security of Persons and Property	\$ 626,553
Leisure Time Activities	304,037
Community Environment	33,203
Transportation	3,218,762
General Government	331,636
	\$ 4,514,191
 <i>Business-Type Activities:</i>	
Water Fund	\$ 3,083,488
Sewer Fund	3,330,900
Refuse Fund	22,312
Storm Water Fund	392,846
	\$ 6,829,546

The City adopted GASB Statement No. 83, "*Certain Asset Retirement Obligations*," in fiscal year 2020. This statement requires governmental entities to record a liability and a corresponding deferred outflow at the time there is an external obligating event such as a federal or state regulation, a legally binding contract or court judgment and when there is an internal obligating event which is at a time as asset is acquired or if constructed placed in service. After research, the City has determined that it is impractical that the City's Sewer and Water Treatment Facilities will ever be closed, and ongoing projects preserve the overall condition of the operations of the facilities. Thus, no associated retirement liability was recorded for the Sewer and Water treatment facilities.

NOTE 10: RISK MANAGEMENT

A. Self-Insurance Program

The City has elected to provide employee medical and life benefits through a self-insured program. All funds of the City participate in the program and make payments to the Health Benefits Internal Service Fund based on the amounts needed to pay prior and current year claims. This plan provides a medical plan with a \$250 single and a \$500 family deductible for all employees. Under this program, the fund provides coverage for up to a maximum of \$110,000 for each individual. The City purchases stop-loss coverage for claims in excess of \$110,000 with an unlimited lifetime maximum per person. Settled claims have not exceeded stop-loss coverage for the last three years and there has not been a significant reduction in coverage from the prior year. The City utilizes a third party administrator to review all claims, which are then paid by the City.

Claims payable is based on the requirements of the Governmental Accounting Standards Board Statement No. 30 "Risk Financing Omnibus," which requires that a liability for unpaid claims costs, including estimates of costs relating to incurred but not reported claims, be reported if information

CITY OF LIMA
Allen County, Ohio

Notes to the Basic Financial Statements
For the Year Ended Decemeber 31, 2020
(Continued)

prior to issuance of the financial statements indicates that it is probable that a liability has been incurred at the date of the financial statements and the amount can be reasonably estimated. The estimate was not affected by incremental claim adjustment expenses and does not include other allocated claim adjustment expenses. Claims payable of \$1,171,575 as of December 31, 2020, is estimated based on past experience in payment of claims.

	Beginning of Year Liability	Claims and Changes in Estimates	Claims Payments	End of Year Liability
2020	\$ 900,210	\$ 7,235,045	\$ 6,963,680	\$ 1,171,575
2019	717,730	7,082,724	6,900,244	900,210

B. Other Insurance Coverage

The City belongs to the Ohio Plan Risk Management, Inc. (OPRM) (the "Plan"), a non-assessable, unincorporated non-profit association providing a formalized, jointly administered self-insurance risk management program and other administrative services to Ohio governments ("Members"). The Plan is legally separate from its member governments.

Pursuant to Section 2744.081 of the Ohio Revised Code, the plan provides property, liability, errors and omissions, law enforcement, automobile, excess liability, crime, surety and bond, inland marine and other coverages to its members sold through fourteen appointed independent agents in the State of Ohio.

OPRM coverage programs are developed specific to each member's risk management needs and the related premiums for coverage are determined through the application of uniform underwriting criteria addressing the member's exposure to loss. Effective November 1, 2016, the OPRM retained 50% of the premium and losses on the first \$250,000 casualty treaty and 30% of the first \$1,000,000 property treaty. Effective November 1, 2017, the OPRM retained 47% of the premium and losses on the first \$250,000 casualty treaty and 30% of the first \$1,000,000 property treaty. Effective November 1, 2018, the OPRM's property retention remained unchanged, however the Plan assumed 100% of the first \$250,000 casualty treaty. Effective November 1, 2019, the OPRM's property retention increased from 30% to 33%, while the casualty treaty remained unchanged and still assumed 100% of the first \$250,000 casualty treaty. Effective November 1, 2020, the OPRM's property retention increased from 33% to 55%, while the casulaty treaty remained unchanged and still assumes 100% of the first \$250,000 casualty treaty. Members are only responsible for their self-retention (deductible) amounts, which vary from member to member. OPRM had 771 members as of December 31, 2020.

Plan members are responsible to notify the Plan of their intent to renew coverage by their renewal date. If a member chooses not to renew with the Plan, they have no other financial obligation to the Plan, but still need to promptly notify the Plan of any potential claims occurring during their membership period. The former member's covered claims, which occurred during their membership period, remain the responsibility of the Plan.

CITY OF LIMA
Allen County, Ohio

Notes to the Basic Financial Statements
For the Year Ended Decemeber 31, 2020
(Continued)

The Pool's audited financial statements conform with generally accepted accounting principles, and reported the following assets, liabilities and equity at December 31, 2020.

Assets	\$ 18,826,974
Liabilities	<u>(13,530,267)</u>
Members' Equity	<u>\$ 5,296,707</u>

The complete audited financial statements for OPRM at the Plan's website, www.ohioplan.org.

The City is exposed to various risks of loss related to torts; theft of, damage to, and destruction of assets; errors and omissions; injuries to employees; and natural disasters. During 2020 the City contracted with a third party for insurance as follows:

Stolly Insurance Agency, Inc.

		Deductible
Building and Contents	\$ 142,355,299	*
General Liability	\$ 8,000,000	*
Boiler and Machinery	\$ 142,355,299	*
Inland Marine	\$ 11,628,308	*
Law Enforcement Officer's	\$ 8,000,000	*
Professional Liability	\$ 8,000,000	*
Auto Liability	\$ 8,000,000	*
Employee Benefit Liability	\$ 8,000,000	*
Public Officials Liability	\$ 8,000,000	*
CyberRisk Liability	\$ 2,000,000	*

* The combined insurance coverage includes a specific occurrence deductible of \$25,000

Settled claims have not exceeded coverage in any of the past three years and there has not been a significant reduction in coverage from the prior year.

All employees of the City are covered by a blanket bond, while certain individuals in policy-making roles are covered by separate, higher limit bond coverage.

The City pays the State Workers' Compensation System a premium based on a rate per \$100 of salaries. This rate is calculated based on accident history and administrative costs. Accidental life insurance is provided to each employee in the amount of \$20,000.

CITY OF LIMA
Allen County, Ohio

Notes to the Basic Financial Statements
For the Year Ended Decemeber 31, 2020
(Continued)

NOTE 11: COMPENSATED ABSENCES

Vacation leave is earned at rates which vary depending upon length of service and standard work week. Current policy permits vacation leave to be carried forward with supervisory approval. City employees are paid for earned, unused vacation leave at the time of termination of employment.

Sick leave is earned at the rate of four and six-tenths hours for every eighty hours worked. Current policy permits sick leave to be accumulated without limit. Each employee at the time of resignation/retirement from active service within the City is paid 33 percent of their accrued but unused sick leave, up to a maximum of fifty/sixty-five accrued sick days.

Unpaid compensated absences at year end are reported on the Statement of Net Position, Governmental Activities, in the amount of \$1,512,442 as due within one year and \$1,408,013 as due in more than one year. Unpaid compensated absences for Business-Type Activities as of year-end are reported on the Statement of Net Position as \$394,275 due within one year and \$462,698 due in more than one year.

NOTE 12: DEFINED BENEFIT PENSION PLANS

The Statewide retirement systems provide both pension benefits and other postemployment benefits (OPEB).

Net Pension Liability/Net OPEB Liability

Pensions and OPEB are components of exchange transactions - between an employer and its employees - of salaries and benefits for employee services. Pensions and OPEB are provided to an employee - on a deferred-payment basis - as part of the total compensation package offered by an employer for employee services each financial period.

The net pension liability and the net OPEB liability represent the City's proportionate share of each pension plan's collective actuarial present value of projected benefit payments attributable to past periods of service, net of each pension plan's fiduciary net position. The net pension/OPEB liability calculation is dependent on critical long-term variables, including estimated average life expectancies, earnings on investments, cost of living adjustments and others. While these estimates use the best information available, unknowable future events require adjusting this estimate annually.

Ohio Revised Code limits the City's obligation for this liability to annually required payments. The City cannot control benefit terms or the manner in which pensions/OPEB are financed; however, the City does receive the benefit of employees' services in exchange for compensation including pension and OPEB.

GASB 68/75 assumes the liability is solely the obligation of the employer, because (1) they benefit from employee services; and (2) State statute requires all funding to come from these employers. All contributions to date have come solely from these employers (which also includes costs paid in the form of withholdings from employees). The retirement systems may allocate a portion of the employer

CITY OF LIMA
Allen County, Ohio

Notes to the Basic Financial Statements
For the Year Ended December 31, 2019
(Continued)

retirement system's board must propose corrective action to the State legislature. Any resulting legislative change to benefits or funding could significantly affect the net pension/OPEB liability. Resulting adjustments to the net pension/OPEB liability would be effective when the changes are legally enforceable. The Ohio Revised Code permits, but does not require the retirement systems to provide health care to eligible benefit recipients.

The proportionate share of each plan's unfunded benefits is presented as a long-term *net pension liability* and *net OPEB liability* on the accrual basis of accounting. Any liability for the contractually-required pension/OPEB contributions outstanding at the end of the year is included in intergovernmental payable on both the accrual and modified accrual bases of accounting.

The remainder of this note includes the pension disclosures. See Note 13 for the OPEB disclosures.

Plan Description – Ohio Public Employees Retirement System (OPERS)

City employees, other than full-time police and firefighters, participate in the Ohio Public Employees Retirement System (OPERS). OPERS administers three separate pension plans. The traditional pension plan is a cost-sharing, multiple-employer defined benefit pension plan. The member-directed plan is a defined contribution plan, and the combined plan is a combination cost-sharing, multiple-employer defined benefit/defined contribution pension plan. While members (e.g. City employees) may elect the member-directed plan and the combined plan, substantially all employee members are in OPERS' traditional plan; therefore, the following disclosure focuses on the traditional pension plan.

OPERS provides retirement, disability, survivor and death benefits, and annual cost-of-living adjustments to members of the traditional plan. Authority to establish and amend benefits is provided by Chapter 145 of the Ohio Revised Code. OPERS issues a stand-alone financial report that includes financial statements, required supplementary information and detailed information about OPERS' fiduciary net position that may be obtained by visiting <https://www.opers.org/financial/reports.shtml>, by writing to the Ohio Public Employees Retirement System, 277 East Town Street, Columbus, Ohio 43215-4642, or by calling 800-222-7377.

Senate Bill (SB) 343 was enacted into law with an effective date of January 7, 2013. In the legislation, members were categorized into three groups with varying provisions of the law applicable to each group. The following table provides age and service requirements for retirement and the retirement formula applied to final average salary (FAS) for the three member groups under the traditional plan as per the reduced benefits adopted by SB 343 (see OPERS annual report referenced above for additional information, including requirements for reduced and unreduced benefits):

CITY OF LIMA
Allen County, Ohio

Notes to the Basic Financial Statements
For the Year Ended Decemeber 31, 2020
(Continued)

Group A	Group B	Group C
Eligible to retire prior to January 7, 2013 or five years after January 7, 2013	20 years of service credit prior to January 7, 2013 or eligible to retire ten years after January 7, 2013	Members not in other Groups and members hired on or after January 7, 2013
State and Local	State and Local	State and Local
Age and Service Requirements: Age 60 with 60 months of service credit or Age 55 with 25 years of service credit	Age and Service Requirements: Age 60 with 60 months of service credit or Age 55 with 25 years of service credit	Age and Service Requirements: Age 57 with 25 years of service credit or Age 62 with 5 years of service credit
Formula: 2.2% of FAS multiplied by years of service for the first 30 years and 2.5% for service years in excess of 30	Formula: 2.2% of FAS multiplied by years of service for the first 30 years and 2.5% for service years in excess of 30	Formula: 2.2% of FAS multiplied by years of service for the first 35 years and 2.5% for service years in excess of 35

Final average salary (FAS) represents the average of the three highest years of earnings over a member's career for Groups A and B. Group C is based on the average of the five highest years of earnings over a member's career.

Members who retire before meeting the age and years of service credit requirement for unreduced benefits receive a percentage reduction in the benefit amount. The initial amount of a member's pension benefit is vested upon receipt of the initial benefit payment for calculation of an annual cost-of-living adjustment.

When a benefit recipient has received benefits for 12 months, current law provides for an annual cost-of-living adjustment (COLA). This COLA is calculated on the base retirement benefit at the date of retirement and is not compounded. For those who retired prior to January 7, 2013, the cost of living adjustment is 3 percent. For those retiring subsequent to January 7, 2013, beginning in calendar year 2019, current law provides that the COLA will be based on the average percentage increase in the Consumer Price Index, capped at 3 percent.

Beginning in 2022, the Combined Plan will be consolidated under the Traditional Pension Plan (defined benefit plan) and the Combined Plan option will no longer be available for new hires beginning in 2022.

CITY OF LIMA
Allen County, Ohio

Notes to the Basic Financial Statements
For the Year Ended Decemeber 31, 2020
(Continued)

Funding Policy - Ohio Revised Code (ORC) provides statutory authority for member and employer contributions as follows:

	State and Local
2020 Statutory Maximum Contribution Rates	
Employer	14.00%
Employer	10.00%
 2020 Actual Contribution Rates	
Emplyer:	
Pension	14.00%
Post-Employment Health Care Benefits	0.00%
Total Employer	14.00%
 Employee	 10.00%

Employer contribution rates are actuarially determined and are expressed as a percentage of covered payroll. The City’s contractually required contribution was \$1,970,730 for 2020. Of this amount, \$45,116 is reported as an intergovernmental payable.

Plan Description – Ohio Police & Fire Pension Fund (OP&F)

Full-time police and firefighters participate in Ohio Police and Fire Pension Fund (OP&F), a cost-sharing, multiple-employer defined benefit pension plan administered by OP&F. OP&F provides retirement and disability pension benefits, annual cost-of-living adjustments, and death benefits to plan members and beneficiaries. Benefit provisions are established by the Ohio State Legislature and are codified in Chapter 742 of the Ohio Revised Code. OP&F issues a publicly available financial report that includes financial information and required supplementary information and detailed information about OP&F fiduciary net position. The report that may be obtained by visiting the OP&F website at www.op-f.org or by writing to the Ohio Police and Fire Pension Fund, 140 East Town Street, Columbus, Ohio 43215-5164.

Upon attaining a qualifying age with sufficient years of service, a member of OP&F may retire and receive a lifetime monthly pension. OP&F offers four types of service retirement: normal, service commuted, age/service commuted and actuarially reduced. Each type has different eligibility guidelines and is calculated using the member’s average annual salary. The following discussion of the pension formula relates to normal service retirement.

For members hired after July 1, 2013, the minimum retirement age is 52 for normal service retirement with at least 25 years of service credit. For members hired on or before July 1, 2013, the minimum retirement age is 48 for normal service retirement with at least 25 years of service credit.

The annual pension benefit for normal service retirement is equal to a percentage of the allowable

CITY OF LIMA
Allen County, Ohio

Notes to the Basic Financial Statements
For the Year Ended Decemeber 31, 2020
(Continued)

average annual salary. The percentage equals 2.5 percent for each of the first 20 years of service credit, 2.0 percent for each of the next five years of service credit and 1.5 percent for each year of service credit in excess of 25 years. The maximum pension of 72 percent of the allowable average annual salary is paid after 33 years of service credit (see OP&F Comprehensive Annual Financial Report referenced above for additional information, including requirements for Deferred Retirement Option Plan provisions and reduced and unreduced benefits).

Under normal service retirement, retired members who are at least 55 years old and have been receiving OP&F benefits for at least one year may be eligible for a cost-of-living allowance adjustment. The age 55 provision for receiving a COLA does not apply to those who are receiving a permanent and total disability benefit, surviving beneficiaries and statutory survivors. Members participating in the DROP program have separate eligibility requirements related to COLA.

Members retiring under normal service retirement, with less than 15 years of service credit on July 1, 2013, will receive a COLA equal to either three percent or the percent increase, if any, in the consumer price index over the 12 month period ending on September 30 of the immediately preceding year, whichever is less. The COLA amount for members with at least 15 years of service credit as of July 1, 2013, is equal to 3 percent of their base pension or disability benefit.

Funding Policy - Ohio Revised Code (ORC) provides statutory authority for member and employer contributions as follows:

	Police	Firefighters
2020 Statutory Maximum Contribution Rates		
Employer	19.50%	24.00%
Employer	12.25%	12.25%
 2020 Actual Contribution Rates		
Employer:		
Pension	19.00%	23.50%
Post-Employment Health Care Benefits	0.50%	0.50%
Total Employer	19.50%	24.00%
 Employee	 12.25%	 12.25%

Employer contribution rates are expressed as a percentage of covered payroll. The City's contractually required contribution to OP&F was \$2,232,726 for 2020. Of this amount, \$45,222 is reported as an intergovernmental payable.

Pension Liabilities, Pension Expense, and Deferred Outflows/Inflows of Resources Related to Pensions

The net pension liability for OPERS was measured as of December 31, 2019, and the total pension liability used to calculate the net pension liability was determined by an actuarial valuation as of that date. OP&F's total pension liability was measured as of December 31, 2019, and was determined by rolling forward the total pension liability as of January 1, 2019, to December 31, 2019. The City's

CITY OF LIMA
Allen County, Ohio

Notes to the Basic Financial Statements
For the Year Ended Decemeber 31, 2020
(Continued)

proportion of the net pension liability was based on the City's share of contributions to the pension plan relative to the contributions of all participating entities. Following is information related to the proportionate share and pension expense:

	OPERS	OP&F	Total
Proportion of the Net Pension Liability:			
Current Measurement Period	0.100511%	0.445619%	
Prior Measurement Period	0.102005%	0.452001%	
Change in Proportion	<u>-0.001494%</u>	<u>-0.006382%</u>	
Proportionate Share of the Net			
Pension Liability	\$ 19,866,681	\$ 30,019,263	\$ 49,885,944
Pension Expense	\$ 3,085,735	\$ 3,640,336	\$ 6,726,071

Other than contributions made subsequent to the measurement date and differences between projected and actual earnings on investments; deferred inflows/outflows of resources are recognized in pension expense beginning in the current period, using a straight line method over a closed period equal to the average of the expected remaining services lives of all employees that are provided with pensions, determined as of the beginning of the measurement period. Net deferred inflows/outflows of resources pertaining to the differences between projected and actual investment earnings are similarly recognized over a closed five year period. At December 31, 2020, the City reported deferred outflows of resources and deferred inflows of resources related to pensions from the following sources:

	OPERS	OP&F	Total
Deferred Outflows of Resources			
Differences between Expected and			
Actual Experience	\$ 0	\$ 1,136,324	\$ 1,136,324
Changes of Assumptions	1,061,114	736,894	1,798,008
Changes in Proportionate Share	238,519	184,848	423,367
City Contributions Subsequent			
to the Measurement Date	1,970,730	2,232,726	4,203,456
Total Deferred Outflows of Resources	<u>\$ 3,270,363</u>	<u>\$ 4,290,792</u>	<u>\$ 7,561,155</u>
Deferred Inflows of Resources			
Differences between Expected and			
Actual Experience	\$ 251,187	\$ 1,548,213	\$ 1,799,400
Net Difference between Projected and Actual			
Earnings on Pension Plan Investments	3,962,957	1,450,170	5,413,127
Changes in Proportionate Share	406,427	1,408,320	1,814,747
Total Deferred Inflows of Resources	<u>\$ 4,620,571</u>	<u>\$ 4,406,703</u>	<u>\$ 9,027,274</u>

CITY OF LIMA
Allen County, Ohio

Notes to the Basic Financial Statements
For the Year Ended Decemeber 31, 2020
(Continued)

\$4,203,456 reported as deferred outflows of resources related to pension resulting from City contributions subsequent to the measurement date will be recognized as a reduction of the net pension liability in the year ending December 31, 2021. Other amounts reported as deferred outflows of resources and deferred inflows of resources related to pension will be recognized in pension expense as follows:

Year Ending December 31:	OPERS	OP&F	Total
2021	\$ (561,313)	\$ (494,391)	\$ (1,055,704)
2022	(1,350,178)	(434,527)	(1,784,705)
2023	164,106	202,380	366,486
2024	(1,573,553)	(1,459,570)	(3,033,123)
2025	0	(162,529)	(162,529)
	<u>\$ (3,320,938)</u>	<u>\$ (2,348,637)</u>	<u>\$ (5,669,575)</u>

Actuarial Assumptions - OPERS

Actuarial valuations of an ongoing plan involve estimates of the values of reported amounts and assumptions about the probability of occurrence of events far into the future. Examples include assumptions about future employment, mortality, and cost trends. Actuarially determined amounts are subject to continual review or modification as actual results are compared with past expectations and new estimates are made about the future.

Projections of benefits for financial reporting purposes are based on the substantive plan (the plan as understood by the employers and plan members) and include the types of benefits provided at the time of each valuation. The total pension liability was determined by an actuarial valuation as of December 31, 2019, using the following key actuarial assumptions and methods applied to all prior periods included in the measurement in accordance with the requirements of GASB 67. Key methods and assumptions used in the latest actuarial valuation, reflecting experience study results, prepared as of December 31, 2019 are presented below.

<u>Actuarial Information</u>	<u>Traditional Pension Plan</u>
Wage Inflation	3.25 percent
Future Salary Increases, including wage inflation	3.25 percent to 10.75 percent (including wage inflation)
Investment Rate of Return	
Current Measurement Date	7.20 percent
Prior Measurement Date	7.20 percent
Actuarial Cost Method	Individual Entry Age
Cost-of-Living Adjustments	Pre-1/7/2013 Retirees: 3.00 percent Simple Post-1/7/2013 Retirees: 1.40 percent Simple through 2020, then 2.15 percent Simple

In October 2019, the OPERS Board adopted a change in COLA for Post-January 7, 2013 retirees, changing it from three percent simple through 2018 then 2.15 simple to 1.4 percent simple through 2020 the 2.15 percent simple.

CITY OF LIMA
Allen County, Ohio

Notes to the Basic Financial Statements
For the Year Ended Decemeber 31, 2020
(Continued)

Pre-retirement mortality rates are based on the RP-2014 Employees mortality table for males and females, adjusted for mortality improvement back to the observation period base year of 2006. The base year for males and females was then established to be 2015 and 2010, respectively. Post-retirement mortality rates are based on the RP-2014 Healthy Annuitant mortality table for males and females, adjusted for mortality improvement back to the observation period base year of 2006. The base year for males and females was then established to be 2015 and 2010, respectively. Post-retirement mortality rates for disabled retirees are based on the RP-2014 Disabled mortality table for males and females, adjusted for mortality improvement back to the observation period base year of 2006. The base year for males and females was then established to be 2015 and 2010, respectively. Mortality rates for a particular calendar year are determined by applying the MP-2015 mortality improvement scale to all of the above described tables.

The most recent experience study was completed for the five year period ended December 31, 2015.

The long-term expected rate of return on defined benefit investment assets was determined using a building-block method in which best-estimate ranges of expected future real rates of return are developed for each major asset class. These ranges are combined to produce the long-term expected real rate of return by weighting the expected future real rates of return by the target asset allocation percentage, adjusted for inflation.

During 2019, OPERS managed investments in three investment portfolios: the Defined Benefit portfolio, the Health Care portfolio, and the Defined Contribution portfolio. The Defined Benefit portfolio contains the investment assets of the Traditional Pension Plan, the defined benefit component of the Combined Plan and the annuitized accounts of the Member-Directed Plan. Within the Defined Benefit portfolio, contributions into the plans are all recorded at the same time, and benefit payments all occur on the first of the month. Accordingly, the money-weighted rate of return is considered to be the same for all plans within the portfolio. The annual money-weighted rate of return expressing investment performance, net of investment expenses and adjusted for the changing amounts actually invested, for the Defined Benefit portfolio was 17.2 percent for 2019.

The allocation of investment assets with the Defined Benefit portfolio is approved by the Board of Trustees as outlined in the annual investment plan. Plan assets are managed on a total return basis with a long-term objective of achieving and maintaining a fully funded status for the benefits provided through the defined benefit pension plans. The long-term expected rate of return on defined benefit investment assets was determined using a building-block method in which best-estimate ranges of expected future real rates of return are developed for each major asset class. These ranges are combined to produce the long-term expected real rate of return by weighting the expected future real rates of return by the target asset allocation percentage, adjusted for inflation. Best estimates of arithmetic real rates of return were provided by the Board's investment consultant. For each major asset class that is included in the Defined Benefit portfolio's target asset allocation as of December 31, 2019, these best estimates are summarized in the following table:

CITY OF LIMA
Allen County, Ohio

Notes to the Basic Financial Statements
For the Year Ended Decemeber 31, 2020
(Continued)

Asset Class	Target Allocation	Weighted Average Long-Term Expected Real Rate of Return (Arithmetic)
Fixed Income	25.00 %	1.83 %
Domestic Equities	19.00	5.75
Real Estate	10.00	5.20
Private Equity	12.00	10.70
International Equities	21.00	7.66
Other Investments	13.00	4.98
Total	<u>100.00 %</u>	<u>5.61 %</u>

Discount Rate The discount rate used to measure the total pension liability was 7.20 percent. The projection of cash flows used to determine the discount rate assumed that contributions from plan members and those of the contributing employers are made at the contractually required rates, as actuarially determined. Based on those assumptions, the pension plan’s fiduciary net position was projected to be available to make all projected future benefits payments of current plan members. Therefore, the long-term expected rate of return on pension plan investments was applied to all periods of projected benefit payments to determine the total pension liability.

Sensitivity of the City’s Proportionate Share of the Net Pension Liability to Changes in the Discount Rate The following table presents the City’s proportionate share of the net pension liability calculated using the current period discount rate assumption of 7.20 percent, as well as what the City’s proportionate share of the net pension liability would be if it were calculated using a discount rate that is one-percentage-point lower (6.20 percent) or one-percentage-point higher (8.20 percent) than the current rate:

	1% Decrease	Current Discount Rate	1% Increase
City's Proportionate Share of the Net Pension Liability	\$ 32,766,586	\$ 19,866,681	\$ 8,270,045

Actuarial Assumptions – OP&F

OP&F’s total pension liability as of December 31, 2019 is based on the results of an actuarial valuation date of January 1, 2019, and rolled-forward using generally accepted actuarial procedures. The total pension liability is determined by OP&F’s actuaries in accordance with GASB Statement No. 67, as part of their annual valuation. Actuarial valuations of an ongoing retirement plan involve estimates of the value of reported amounts and assumptions about probability of occurrence of events far into the future. Examples include assumptions about future employment mortality, salary increases, disabilities, retirements and employment terminations. Actuarially determined amounts are subject to continual review and potential modifications, as actual results are compared with past expectations and new estimates are made about the future. Assumptions considered were: withdrawal rates, disability retirement, service retirement, DROP elections, mortality, percent married and forms of the payment, DROP interest rate, CPI-based COLA, investment returns, salary increases and payroll growth.

CITY OF LIMA
Allen County, Ohio

Notes to the Basic Financial Statements
For the Year Ended Decemeber 31, 2020
(Continued)

Key methods and assumptions used in the latest actuarial valuation, reflecting experience study results, prepared as of January 1, 2019, are presented below:

Actuarial Cost Method	Entry Age Normal
Investment Rate of Return	8.00 percent
Projected Salary Increases	3.75 percent to 10.50 percent
Payroll Growth	3.25 percent per annum, compounded annually, consisting of inflation rate of 2.75 percent plus productivity increase rate of 0.50 percent
Cost-of-Living Adjustments	3.00 percent simple; 2.20 percent simple for increases based on the lesser of the increase in CPI and 3.00 percent

Mortality for non-disabled participants is based on the RP-2014 Total Employee and Healthy Annuitant Mortality Tables rolled back to 2006, adjusted according to the rates in the following table, and projected with the Buck Modified 2016 Improvement Scale. Rates for surviving beneficiaries are adjusted by 120 percent .

Age	Police	Fire
67 or less	77 %	68 %
68-77	105	87
78 and up	115	120

Mortality for disabled retirees is based on the RP-2014 Disabled Mortality Tables rolled back to 2006, adjusted according to the rates in the following table, and projected with the Buck Modified 2016 Improvement Scale.

Age	Police	Fire
59 or less	35 %	35 %
60-69	60	45
70-79	75	70
80 and up	100	90

The most recent experience study was completed for the five year period ended December 31, 2016.

The long-term expected rate of return on pension plan investments was determined using a building-block approach and assumes a time horizon, as defined in the Statement of Investment Policy. A forecasted rate of inflation serves as the baseline for the return expected. Various real return premiums over the baseline inflation rate have been established for each asset class. The long-term expected nominal rate of return has been determined by calculating a weighted averaged of the expected real return premiums for each asset class, adding the projected inflation rate and adding the expected return from rebalancing uncorrelated asset classes. Best estimates of the long-term expected real rates of return for each major asset class included in OP&F's target asset allocation as of December 31, 2019, are summarized below:

CITY OF LIMA
Allen County, Ohio

Notes to the Basic Financial Statements
For the Year Ended Decemeber 31, 2020
(Continued)

Asset Class	Target Allocation	10 Year Expected Real Rate of Return**	30 Year Expected Real Rate of Return**
Cash and Cash Equivalents	0.00 %	0.10 %	1.00 %
Domestic Equity	16.00	3.90	5.40
Non-US Equity	16.00	4.70	5.80
Private Markets	8.00	6.10	8.00
Core Fixed Income*	23.00	1.10	2.70
High Yield Fixed Income	7.00	2.50	4.70
Private Credit	5.00	4.80	5.50
U.S. Inflation Linked Bonds*	17.00	0.40	2.50
Midstream Energy Infrastructure	8.00	5.80	6.60
Real Assets	8.00	6.90	7.40
Private Real Estate	12.00	5.40	6.40
Total	120.00 %		

Note: Assumptions are geometric

* Levered 2x

** Numbers are net of expected inflation

OP&F's Board of Trustees has incorporated the risk parity concept into OP&F's asset liability valuation with the goal of reducing equity risk exposure, which reduces overall Total Portfolio risk without sacrificing return and creating a more risk-balanced portfolio based on the relationship between asset classes and economic environments. From the notional portfolio perspective above, the Total Portfolio may be levered up to 1.20 times due to the application of leverage in certain fixed income asset classes.

Discount Rate The total pension liability was calculated using the discount rate of 8.00 percent. The projection of cash flows used to determine the discount rate assumed the contributions from employers and from the members would be computed based on contribution requirements as stipulated by State statute. Projected inflows from investment earnings were calculated using the longer-term assumed investment rate of return 8.00 percent. Based on those assumptions, OP&F's fiduciary net position was projected to be available to make all future benefit payments of current plan members. Therefore, a long-term expected rate of return on pension plan investments was applied to all periods of projected benefits to determine the total pension liability.

Sensitivity of the City's Proportionate Share of the Net Pension Liability to Changes in the Discount Rate Net pension liability is sensitive to changes in the discount rate, and to illustrate the potential impact the following table presents the net pension liability calculated using the discount rate of 8.00 percent, as well as what the net pension liability would be if it were calculated using a discount rate that is one percentage point lower (7.00 percent), or one percentage point higher (9.00 percent) than the current rate.

CITY OF LIMA
Allen County, Ohio

Notes to the Basic Financial Statements
For the Year Ended Decemeber 31, 2020
(Continued)

	1% Decrease	Current Discount Rate	1% Increase
City's Proportionate Share of the Net Pension Liability	\$ 41,605,654	\$ 30,019,263	\$ 20,328,395

Social Security

The City has an employee who contributed to Social Security. This plan provides retirement benefits, including survivor and disability benefits to participants.

Employees contributed 6.2 percent of their gross salaries. The City contributed an amount equal to 6.2 percent of participants' gross salaries. The City has paid all contributions required through December 31, 2020.

NOTE 13: POST-EMPLOYMENT BENEFITS

See Note 12 for a description of the net OPEB liability.

Plan Description – Ohio Public Employees Retirement System (OPERS)

OPERS administers three separate pension plans: the traditional pension plan, a cost-sharing, multiple-employer defined benefit pension plan; the member-directed plan, a defined contribution plan; and the combined plan, a cost-sharing, multiple-employer defined benefit pension plan that has elements of both a defined benefit and defined contribution plan.

OPERS maintains a cost-sharing, multiple-employer defined benefit post-employment health care trust, which funds multiple health care plans including medical coverage, prescription drug coverage and deposits to a Health Reimbursement Arrangement to qualifying benefit recipients of both the traditional pension and the combined plans. This trust is also used to fund health care for member-directed plan participants, in the form of a Retiree Medical Account (RMA). At retirement or refund, member directed plan participants may be eligible for reimbursement of qualified medical expenses from their vested RMA balance.

In order to qualify for postemployment health care coverage, age and service retirees under the traditional pension and combined plans must have twenty or more years of qualifying Ohio service credit. Health care coverage for disability benefit recipients and qualified survivor benefit recipients is available. The health care coverage provided by OPERS meets the definition of an Other Post Employment Benefit (OPEB) as described in GASB Statement 75. See OPERS' Comprehensive Annual Financial Report referenced below for additional information.

The Ohio Revised Code permits, but does not require OPERS to provide health care to its eligible benefit recipients. Authority to establish and amend health care coverage is provided to the Board in Chapter 145 of the Ohio Revised Code.

CITY OF LIMA
Allen County, Ohio

Notes to the Basic Financial Statements
For the Year Ended Decemeber 31, 2020
(Continued)

Disclosures for the health care plan are presented separately in the OPERS financial report. Interested parties may obtain a copy by visiting <https://www.opers.org/financial/reports.shtml>, by writing to OPERS, 277 East Town Street, Columbus, Ohio 43215-4642, or by calling (614) 222-5601 or 800-222-7377.

Funding Policy - The Ohio Revised Code provides the statutory authority requiring public employers to fund postemployment health care through their contributions to OPERS. When funding is approved by OPERS Board of Trustees, a portion of each employer's contribution to OPERS is set aside to fund OPERS health care plans. Beginning in 2018, OPERS no longer allocated a portion of its employer contributions to health care for the traditional plan and the combined plan.

Employer contribution rates are expressed as a percentage of the earnable salary of active members. In 2020, state and local employers contributed at a rate of 14.0 percent of earnable salary and public safety and law enforcement employers contributed at 18.1 percent. These are the maximum employer contribution rates permitted by the Ohio Revised Code. Active member contributions do not fund health care.

Each year, the OPERS Board determines the portion of the employer contribution rate that will be set aside to fund health care plans. For 2020, OPERS did not allocate any employer contribution to health care for members in the Traditional Pension Plan and Combined Plan. The OPERS Board is also authorized to establish rules for the retiree or their surviving beneficiaries to pay a portion of the health care provided. Payment amounts vary depending on the number of covered dependents and the coverage selected. The employer contribution as a percentage of covered payroll deposited into the RMA for participants in the member-directed plan for 2020 was 4.0 percent.

Employer contribution rates are actuarially determined and are expressed as a percentage of covered payroll. The City's contractually required contribution was \$0 for 2020.

Plan Description – Ohio Police & Fire Pension Fund (OP&F)

Plan Description – The City contributes to the Ohio Police and Fire Pension Fund (OP&F) sponsored healthcare program, a cost-sharing, multiple-employer defined post-employment health care plan administered by a third-party provider. This program is not guaranteed and is subject to change at any time upon action of the Board of Trustees. On January 1, 2019, OP&F implemented a new model for health care. Under this new model, OP&F provides eligible retirees with a fixed stipend earmarked to pay for health care and Medicare Part B reimbursements.

A retiree is eligible for the OP&F health care stipend unless they have access to any other group coverage including employer and retirement coverage. The eligibility of spouses and dependent children could increase the stipend amount. If the spouse or dependents have access to any other group coverage including employer or retirement coverage, they are not eligible for stipend support from OP&F. Even if an OP&F member or their dependents are not eligible for a stipend, they can use the services of the third-party administrator to select and enroll in a plan. The stipend provided by OP&F meets the

CITY OF LIMA
Allen County, Ohio

Notes to the Basic Financial Statements
For the Year Ended Decemeber 31, 2020
(Continued)

definition of an Other Post Employment Benefit (OPEB) as described in Governmental Accounting Standards Board (GASB) Statement No. 75.

The Ohio Revised Code allows, but does not mandate, OP&F to provide OPEB benefits. Authority for the OP&F Board of Trustees to provide health care coverage to eligible participants and to establish and amend benefits is codified in Chapter 742 of the Ohio Revised Code.

OP&F issues a publicly available financial report that includes financial information and required supplementary information for the plan. The report may be obtained by visiting the OP&F website at www.op-f.org or by writing to the Ohio Police and Fire Pension Fund, 140 East Town Street, Columbus, Ohio 43215-5164.

Funding Policy – The Ohio Revised Code provides for contribution requirements of the participating employers and of plan members to the OP&F defined benefit pension plan. Participating employers are required to contribute to the pension plan at rates expressed as percentages of the payroll of active pension plan members, currently 19.5 percent and 24 percent of covered payroll for police and fire employer units, respectively. The Ohio Revised Code states that the employer contribution may not exceed 19.5 percent of covered payroll for police employer units and 24 percent of covered payroll for fire employer units. Active members do not make contributions to the OPEB Plan.

The Board of Trustees is authorized to allocate a portion of the total employer contributions for retiree health care benefits. For 2020, the portion of employer contributions allocated to health care was 0.5 percent of covered payroll. The amount of employer contributions allocated to the health care plan each year is subject to the Trustees' primary responsibility to ensure that pension benefits are adequately funded.

The OP&F Board of Trustees is also authorized to establish requirements for contributions to the health care plan by retirees and their eligible dependents or their surviving beneficiaries. Payment amounts vary depending on the number of covered dependents and the coverage selected.

The City's contractually required contribution to OP&F was \$52,474 for 2020. Of this amount, \$1,046 is reported as an intergovernmental payable.

OPEB Liabilities, OPEB Expense, and Deferred Outflows/Inflows of Resources Related to OPEB

The net OPEB liability and total OPEB liability for OPERS were determined by an actuarial valuation as of December 31, 2017, rolled forward to the measurement date of December 31, 2019, by incorporating the expected value of health care cost accruals, the actual health care payment, and interest accruals during the year. OP&F's total OPEB liability was measured as of December 31, 2019, and was determined by rolling forward the total OPEB liability as of January 1, 2019, to December 31, 2019. The City's proportion of the net OPEB liability was based on the City's share of contributions to the retirement plan relative to the contributions of all participating entities. Following is information related to the proportionate share and OPEB expense:

CITY OF LIMA
Allen County, Ohio

Notes to the Basic Financial Statements
For the Year Ended Decemeber 31, 2020
(Continued)

	OPERS	OP&F	Total
Proportion of the Net Pension Liability:			
Current Measurement Period	0.100509%	0.445619%	
Prior Measurement Period	0.101718%	0.452001%	
Change in Proportion	<u>-0.001209%</u>	<u>-0.006382%</u>	
Proportionate Share of the Net			
OPEB Liability	\$ 13,882,904	\$ 4,401,702	\$ 18,284,606
OPEB Expense	\$ 1,464,299	\$ 227,398	\$ 1,691,697

At December 31, 2020, the City reported deferred outflows of resources and deferred inflows of resources related to OPEB from the following sources:

	OPERS	OP&F	Total
Deferred Outflows of Resources			
Differences between Expected and Actual Experience	\$ 372	\$ 0	\$ 372
Changes of Assumptions	2,197,517	2,573,407	4,770,924
Changes in Proportionate Share	164,296	0	164,296
City Contributions Subsequent to the Measurement Date	0	52,474	52,474
Total Deferred Outflows of Resources	<u>\$ 2,362,185</u>	<u>\$ 2,625,881</u>	<u>\$ 4,988,066</u>

	OPERS	OP&F	Total
Deferred Inflows of Resources			
Differences between Expected and Actual Experience	\$ 1,269,655	\$ 473,361	\$ 1,743,016
Net Differences between Projected and Actual			
Earnings on OPEB Plan Investments	706,914	202,550	909,464
Changes of Assumptions	0	938,069	938,069
Changes in Proportionate Share	238,503	1,083,249	1,321,752
Total Deferred Inflows of Resources	<u>\$ 2,215,072</u>	<u>\$ 2,697,229</u>	<u>\$ 4,912,301</u>

\$52,474 reported as deferred outflows of resources related to OPEB resulting from City contributions subsequent to the measurement date will be recognized as a reduction of the net OPEB liability in 2021. Other amounts reported as deferred outflows of resources and deferred inflows of resources related to OPEB will be recognized in OPEB expense as follows:

Year Ending December 31:	OPERS	OP&F	Total
2021	\$ 318,510	\$ (48,456)	\$ 270,054
2022	130,113	(48,454)	81,659
2023	563	(6,909)	(6,346)
2024	(302,073)	(72,411)	(374,484)
2025	0	(27,686)	(27,686)
Thereafter	0	80,094	80,094
	<u>\$ 147,113</u>	<u>\$ (123,822)</u>	<u>\$ 23,291</u>

CITY OF LIMA
Allen County, Ohio

Notes to the Basic Financial Statements
For the Year Ended Decemeber 31, 2020
(Continued)

Actuarial Assumptions - OPERS

Actuarial valuations of an ongoing plan involve estimates of the values of reported amounts and assumptions about the probability of occurrence of events far into the future. Examples include assumptions about future employment, mortality, and cost trends. Actuarially determined amounts are subject to continual review or modification as actual results are compared with past expectations and new estimates are made about the future.

Projections of benefits for financial reporting purposes are based on the substantive plan and include the types of coverage provided at the time of each valuation and the historical pattern of sharing of costs between OPERS and plan members. The total OPEB liability was determined by an actuarial valuation as of December 31, 2018, rolled forward to the measurement date of December 31, 2019. The actuarial valuation used the following actuarial assumptions applied to all prior periods included in the measurement in accordance with the requirements of GASB 74

Wage Inflation	3.25 percent
Projected Salary Increases, Including Inflation	3.25 percent to 10.75 percent (includes wage inflation at 3.25 percent)
Single Discount Rate:	
Current Measurement Date	3.16 percent
Prior Measurement Date	3.96 percent
Investment Rate of Return	
Current Measurement Date	6.00 percent
Prior Measurement Date	6.00 percent
Municipal Bond Rate	
Current Measurement Date	2.75 percent
Prior Measurement Date	3.71 percent
Health Care Cost Trend Rate	
Current Measurement Date	10.50 percent, intial; 3.50 percent untimate in 2030
Prior Measurement Date	10.00 percent, initial; 3.25 percent untimate in 2029
Actuarial Cost Method	Individual Entry Age Normal

Pre-retirement mortality rates are based on the RP-2014 Employees mortality table for males and females, adjusted for mortality improvement back to the observation period base year of 2006. The base year for males and females was then established to be 2015 and 2010, respectively. Post-retirement mortality rates are based on the RP-2014 Healthy Annuitant mortality table for males and females, adjusted for mortality improvement back to the observation period base year of 2006. The base year for males and females was then established to be 2015 and 2010, respectively. Post-retirement mortality rates for disabled retirees are based on the RP-2014 Disabled mortality table for males and females, adjusted for mortality improvement back to the observation period base year of 2006. The base year for males and females was then established to be 2015 and 2010, respectively. Mortality rates for a particular calendar year are determined by applying the MP-2015 mortality improvement scale to all of the above described tables.

The most recent experience study was completed for the five year period ended December 31, 2015.

During 2019, OPERS managed investments in three investment portfolios: the Defined Benefit portfolio,

CITY OF LIMA
Allen County, Ohio

Notes to the Basic Financial Statements
For the Year Ended Decemeber 31, 2020
(Continued)

the Health Care portfolio and the Defined Contribution portfolio. The Health Care portfolio includes the assets for health care expenses for the Traditional Pension Plan, Combined Plan and Member-Directed Plan eligible members. Within the Health Care portfolio, if any contribution are made into the plans, the contributions are assumed to be received continuously throughout the year based on the actual payroll payable at the time contributions are made. Health care-related payments are assumed to occur mid-year. Accordingly, the money-weighted rate of return is considered to be the same for all plans within the portfolio. The annual money-weighted rate of return expressing investment performance, net of investment expenses and adjusted for the changing amounts actually invested, for the Health Care portfolio was 19.7 percent for 2019.

The allocation of investment assets within the Health Care portfolio is approved by the Board of Trustees as outlined in the annual investment plan. Assets are managed on a total return basis with a long-term objective of continuing to offer a sustainable health care program for current and future retirees. OPERS' primary goal is to achieve and maintain a fully funded status for the benefits provided through the defined pension plans. Health care is a discretionary benefit. The long-term expected rate of return on health care investment assets was determined using a building-block method in which best-estimate ranges of expected future real rates of return are developed for each major asset class. These ranges are combined to produce the long-term expected real rate of return by weighting the expected future real rates of return by the target asset allocation percentage, adjusted for inflation. For each major asset class that is included in the Health Care's portfolio's target asset allocation as of December 31, 2019, these best estimates are summarized in the following table:

Asset Class	Target Allocation	Weighted Average Long-Term Expected Real Rate of Return (Arithmetic)
Fixed Income	36.00 %	1.53 %
Domestic Equities	21.00	5.75
Real Estate Investment Trusts	6.00	5.69
International Equities	23.00	7.66
Other Investments	14.00	4.90
Total	<u>100.00 %</u>	<u>4.55 %</u>

Discount Rate A single discount rate of 3.16 percent was used to measure the OPEB liability on the measurement date of December 31, 2019. A single discount rate of 3.96 percent was used to measure the OPEB liability on the measurement date of December 31, 2018. Projected benefit payments are required to be discounted to their actuarial present value using a single discount rate that reflects (1) a long-term expected rate of return on OPEB plan investments (to the extent that the health care fiduciary net position is projected to be sufficient to pay benefits), and (2) tax-exempt municipal bond rate based on an index of 20-year general obligation bonds with an average AA credit rating as of the measurement date (to the extent that the contributions for use with the long-term expected rate are not met). This single discount rate was based on an expected rate of return on the health care investment portfolio of 6.00 percent and a municipal bond rate of 2.75 percent. The projection of cash flows used to determine this single discount rate assumed that employer contributions will be made at rates equal to the actuarially determined contribution rate. Based on these assumptions, the health care fiduciary net position and future contributions were sufficient to finance health care costs through 2034. As a result, the long-term

CITY OF LIMA
Allen County, Ohio

Notes to the Basic Financial Statements
For the Year Ended Decemeber 31, 2020
(Continued)

expected rate of return on health care investments was applied to projected costs through the year 2034, and the municipal bond rate was applied to all health care costs after that date.

Sensitivity of the City’s Proportionate Share of the Net OPEB Liability to Changes in the Discount Rate The following table presents the City’s proportionate share of the net OPEB liability calculated using the single discount rate of 3.16 percent, as well as what the City’s proportionate share of the net OPEB liability would be if it were calculated using a discount rate that is one-percentage-point lower (2.16 percent) or one-percentage-point higher (4.16 percent) than the current rate:

	1% Decrease	Current Discount Rate	1% Increase
City's Proportionate Share of the Net OPEB Liability	\$ 18,168,007	\$ 13,882,904	\$ 10,451,931

Sensitivity of the City’s Proportionate Share of the Net OPEB Liability to Changes in the Health Care Cost Trend Rate CChanges in the health care cost trend rate may also have a significant impact on the net OPEB liability. The following table presents the net OPEB liability calculated using the assumed trend rates, and the expected net OPEB liability if it were calculated using a health care cost trend rate that is 1.0 percent lower or 1.0 percent higher than the current rate.

Retiree health care valuations use a health care cost-trend assumption that changes over several years built into the assumption. The near-term rates reflect increases in the current cost of health care; the trend starting in 2020 is 10.50 percent. If this trend continues for future years, the projection indicates that years from now virtually all expenditures will be for health care. A more reasonable alternative is that in the not-too-distant future, the health plan cost trend will decrease to a level at, or near, wage inflation. On this basis, the actuaries’ project premium rate increases will continue to exceed wage inflation for approximately the next decade, but by less each year, until leveling off at an ultimate rate, assumed to be 3.50 percent in the most recent valuation.

	1% Decrease	Current Trend Rate	1% Increase
City's Proportionate Share of the Net OPEB Liability	\$ 13,473,231	\$ 13,882,904	\$ 14,287,354

Changes between Measurement Date and Reporting Date

On January 15, 2020, the Board approved several changes to the health care plan offered to Medicare and pre-Medicare retirees in efforts to decrease costs and increase the solvency of the health care plan. These changes are effective January 1, 2022, and include changes to base allowances and eligibility for Medicare retirees, as well as replacing OPERS-sponsored medical plans for pre-Medicare retirees with monthly allowances, similar to the program for Medicare retirees. These changes are not reflected in the current year financial statements but are expected to decrease the associated OPEB liability.

CITY OF LIMA
Allen County, Ohio

Notes to the Basic Financial Statements
For the Year Ended Decemeber 31, 2020
(Continued)

Actuarial Assumptions – OP&F

OP&F’s total OPEB liability as of December 31, 2019, is based on the results of an actuarial valuation date of January 1, 2019, and rolled-forward using generally accepted actuarial procedures. The total OPEB liability is determined by OP&F’s actuaries in accordance with GASB Statement No. 74, as part of their annual valuation. Actuarial valuations of an ongoing plan involve estimates of reported amounts and assumptions about probability of occurrence of events far into the future. Examples include assumptions about future employment mortality, salary increases, disabilities, retirements and employment terminations. Actuarially determined amounts are subject to continual review and potential modifications, as actual results are compared with past expectations and new estimates are made about the future.

Projections of benefits for financial reporting purposes are based on the substantive plan (the plan as understood by the employers and plan members) and include the types of benefits provided at the time of each valuation and the historical pattern of sharing benefit costs between the employers and plan members to that point. The projection of benefits for financial reporting purposes does not explicitly incorporate the potential effects of legal or contractual funding limitations.

Actuarial calculations reflect a long-term perspective. For a newly hired employee, actuarial calculations will take into account the employee’s entire career with the employer and also take into consideration the benefits, if any, paid to the employee after termination of employment until the death of the employee and any applicable contingent annuitant. In many cases, actuarial calculations reflect several decades of service with the employer and the payment of benefits after termination .

Key methods and assumptions used in the latest actuarial valuation, reflecting experience study results, are presented below.

Valuation Date	January 1, 2019, with actuarial liabilities rolled forward to December 31, 2019
Actuarial Cost Method	Entry Age Normal (Level Percent of Payroll)
Projected Salary Increases	3.75 percent to 10.50 percent
Payroll Growth	3.25 percent
Investment Rate of Return	
Current Measurement Date	8.00 percent
Prior Measurement Date	8.00 percent
Single discount rate:	
Current Measurement Date	3.56 percent
Prior Measurement Date	4.66 percent
Municipal Bond Rate	
Current Measurement Date	2.75 percent
Prior Measurement Date	4.13 percent
Cost of Living Adjustments	3.00 percent simple; 2.20 percent simple for increases based on the lessor of the increase in CPI and 3.00 percent

Mortality for non-disabled participants is based on the RP-2014 Total Employee and Healthy Annuitant Mortality Tables rolled back to 2006, adjusted according to the rates in the following table, and projected with the Buck Modified 2016 Improvement Scale. Rates for surviving beneficiaries are adjusted by 120 percent.

CITY OF LIMA
Allen County, Ohio

Notes to the Basic Financial Statements
For the Year Ended Decemeber 31, 2020
(Continued)

Age	Police	Fire
67 or less	77 %	68 %
68-77	105	87
78 and up	115	120

Mortality for disabled retirees is based on the RP-2014 Disabled Mortality Tables rolled back to 2006, adjusted according to the rates in the following table, and projected with the Buck Modified 2016 Improvement Scale.

Age	Police	Fire
59 or less	35 %	35 %
60-69	60	45
70-79	75	70
80 and up	100	90

The most recent experience study was completed for the five year period ended December 31, 2016.

The long-term expected rate of return on OPEB plan investments was determined using a building-block approach and assumes a time horizon, as defined in the Statement of Investment Policy. A forecasted rate of inflation serves as the baseline for the return expected. Various real return premiums over the baseline inflation rate have been established for each asset class. The long-term expected nominal rate of return has been determined by calculating a weighted averaged of the expected real return premiums for each asset class, adding the projected inflation rate and adding the expected return from rebalancing uncorrelated asset classes. The target asset allocation and best estimates of geometric real rates of return for each major asset class as of December 31, 2019, are summarized below:

Asset Class	Target Allocation	10 Year Expected Real Rate of Return **	30 Year Expected Real Rate of Return **
Cash and Cash Equivalents	0.00 %	0.10 %	1.00 %
Domestic Equity	16.00	3.90	5.40
Non-US Equity	16.00	4.70	5.80
Private Markets	8.00	6.10	8.00
Core Fixed Income*	23.00	1.10	2.70
High Yield Fixed Income	7.00	2.50	4.70
Private Credit	5.00	4.80	5.50
U.S. Inflation Linked Bonds *	17.00	0.40	2.50
Midstream Energy Infrastructure	8.00	5.80	6.60
Real Assets	8.00	6.90	7.40
Private Real Estate	12.00	5.40	6.40
Total	<u>120.00 %</u>		

Note: Assumptions are geometric

* Levered 2x

** Numbers are net of expected inflation

OP&F's Board of Trustees has incorporated the risk parity concept into OP&F's asset liability valuation

CITY OF LIMA
Allen County, Ohio

Notes to the Basic Financial Statements
For the Year Ended Decemeber 31, 2020
(Continued)

with the goal of reducing equity risk exposure, which reduces overall Total Portfolio risk without sacrificing return, and creating a more risk-balanced portfolio based on the relationship between asset classes and economic environments. From the notional portfolio perspective above, the Total Portfolio may be levered up to 1.20 times due to the application of leverage in certain fixed income asset classes.

Discount Rate For 2019, the total OPEB liability was calculated using the discount rate of 3.56 percent. For 2018, the total OPEB liability was calculated using the discount rate of 4.66 percent. The projection of cash flows used to determine the discount rate assumed the contribution from employers and from members would be computed based on contribution requirements as stipulated by State statute. Projected inflows from investment earnings were calculated using the longer-term assumed investment rate of return of 8 percent. Based on those assumptions, OP&F’s fiduciary net position was projected to not be able to make all future benefit payments of current plan members. Therefore, a municipal bond rate of 2.75 percent at December 31, 2019 and 4.13 percent at December 31, 2018, was blended with the long-term rate of 8 percent, which resulted in a blended discount rate of 3.56 percent for 2019 and 4.66 percent for 2018. The municipal bond rate was determined using the Bond Buyers General Obligation 20-year Municipal Bond Index Rate. The OPEB plan’s fiduciary net position was projected to be available to make all projected OPEB payments until 2034. The long-term expected rate of return on health care investments was applied to projected costs through 2034, and the municipal bond rate was applied to all health care costs after that date.

Sensitivity of the City's Proportionate Share of the Net OPEB Liability to Changes in the Discount Rate Net OPEB liability is sensitive to changes in the discount rate, and to illustrate the potential impact the following table presents the net OPEB liability calculated using the discount rate of 3.56 percent, as well as what the net OPEB liability would be if it were calculated using a discount rate that is one percentage point lower (2.56 percent), or one percentage point higher (4.56 percent) than the current rate.

	1% Decrease	Current Discount Rate	1% Increase
City's Proportionate Share of the Net OPEB Liability	\$ 5,457,827	\$ 4,401,702	\$ 3,524,137

Sensitivity of the City’s Proportionate Share of the Net OPEB Liability to Changes in the Health Care Cost Trend Rate The total OPEB liability is based on a medical benefit that is a flat dollar amount; therefore, it is unaffected by a health care cost trend rate. An increase or decrease in the trend rate would have no effect on the total OPEB liability.

CITY OF LIMA
Allen County, Ohio

Notes to the Basic Financial Statements
For the Year Ended Decemeber 31, 2020
(Continued)

NOTE 14: LONG-TERM OBLIGATIONS

The changes in the City's long-term obligations during 2020 were as follows:

	Interest Rate %	Balance 1/31/2019	Additions	Reductions	Balance 1/31/2020	Due Within One Year
Governmental Activities						
General Obligation Bonds						
2010 Lighting Improvement GO RZ Bonds	5.22	\$ 225,000	\$ 0	\$ 110,000	\$ 115,000	\$ 115,000
2011 Various Purpose	3.5	121,000	0	121,000	0	0
2012 Various Purpose	1.00-3.00	370,000	0	70,000	300,000	65,000
Unamortized Premium		3,138	48	1,223	1,963	1,224
2018 Various Purpose	2.00-4.00	6,671,250	0	683,750	5,987,500	608,750
Unamortized Premium		239,636	0	24,561	215,075	21,867
Total Unvoted General Obligation Bonds		<u>7,630,024</u>	<u>48</u>	<u>1,010,534</u>	<u>6,619,538</u>	<u>811,841</u>
Other Long-Term Obligations						
Compensated Absences		2,909,456	2,503,406	2,492,407	2,920,455	1,512,442
Capital Lease - Copier	9.704	1,763	0	1,763	0	0
Capital Lease - Mailing System	3.000	15,600	0	3,727	11,873	3,840
Capital Lease - Mailing System	3.000	12,614	0	2,664	9,950	2,739
Net Pension Liability:						
OPERS		17,041,632	0	4,922,957	12,118,675	0
OP&F		36,895,225	0	6,875,962	30,019,263	0
Total Net Pension Liability		<u>53,936,857</u>	<u>0</u>	<u>11,798,919</u>	<u>42,137,938</u>	<u>0</u>
Net OPEB Liability:						
OPERS		8,089,592	378,979	0	8,468,571	0
OP&F		4,116,162	285,540	0	4,401,702	0
Total Net OPEB Liability		<u>12,205,754</u>	<u>664,519</u>	<u>0</u>	<u>12,870,273</u>	<u>0</u>
Total Other Long-Term Obligations		<u>69,082,044</u>	<u>3,167,925</u>	<u>14,299,480</u>	<u>57,950,489</u>	<u>1,519,021</u>
Total Governmental Activities		<u>\$ 76,712,068</u>	<u>\$ 3,167,973</u>	<u>\$ 15,310,014</u>	<u>\$ 64,570,027</u>	<u>\$ 2,330,862</u>

CITY OF LIMA
Allen County, Ohio

Notes to the Basic Financial Statements
For the Year Ended Decemeber 31, 2020
(Continued)

	Interest Rate %	Balance 1/31/2019	Additions	Reductions	Balance 1/31/2020	Due Within One Year
Business-Type Activities						
General Obligation Bonds						
2018 Water Various Purpose	3.015-4.00	\$ 699,375	\$ 0	\$ 48,125	\$ 651,250	\$ 30,625
Unamortized Premium		36,661	0	2,523	34,138	1,605
2018 Sewer Various Purpose	3.015-4.00	154,375	0	23,125	131,250	5,625
Unamortized Premium		10,735	0	1,608	9,127	391
2012 Sewer Refunding	1.00-3.00	1,555,000	0	295,000	1,260,000	305,000
Refunding Premium		25,533	0	4,844	20,689	5,008
2012 Sewer Improvement	1.00-3.50	1,365,000	0	60,000	1,305,000	60,000
Unamortized Discount		(7,754)	341	0	(7,413)	(341)
Total General Obligation Bonds		<u>3,838,925</u>	<u>341</u>	<u>435,225</u>	<u>3,404,041</u>	<u>407,913</u>
Revenue Bonds						
2010 Sewer Improvement Tax-Exempt	2.00 -4.30	5,545,000	0	465,000	5,080,000	485,000
Unamortized Discount		(31,575)	2,648	0	(28,927)	(2,762)
2014 Sewer Improvements Tax-Exempt	2.00-5.00	14,490,000	0	330,000	14,160,000	345,000
Unamortized Premium		672,032	0	15,305	656,727	16,001
2018 Sewer Refunding	3.00-5.00	7,535,000	0	595,000	6,940,000	600,000
Unamortized Premium		603,288	0	47,639	555,649	48,039
2010 Water Improvement Tax-Exempt	2.00-4.25	3,325,000	0	280,000	3,045,000	290,000
Unamortized Discount		(16,620)	1,400	0	(15,220)	(1,450)
Total Revenue Bonds		<u>32,122,125</u>	<u>4,048</u>	<u>1,732,944</u>	<u>30,393,229</u>	<u>1,779,828</u>
Direct Borrowings						
Bresler Termination Agreement	0	426,252	0	142,082	284,170	142,082
OWDA Loan - Reservoir	4.32	26,194,361	0	707,803	25,486,558	738,710
OWDA Loan - Carbon Filter Project	3.83	14,536,537	0	390,637	14,145,900	405,741
OWDA Loan - Wastewater Upgrades	3.75	991,998	0	486,786	505,212	505,212
OWDA Loan - Bresler Pump Station	3.49	1,274,005	0	140,645	1,133,360	145,597
OWDA Loan - Elevated Storage Tank	4.64	2,410,734	0	58,369	2,352,365	61,109
OWDA Loan - Softening Basin	3.17	420,915	0	47,008	373,907	48,510
OWDA Loan - Water Meter Replacement	2.58	5,150,491	2,736,980	390,002	7,497,469	400,129
OWDA Loan - Interceptor	3.09	2,248,753	0	62,539	2,186,214	64,486
OWDA Loan - WWTP Improvements	2.54	14,891,645	0	390,742	14,500,903	400,803
OWDA Loan - CSO Separation	2.69	2,746,862	0	70,348	2,676,514 *	72,252
OWDA Loan - Segmented Block Rehab	2.01	1,232,764	391,977	101,418	1,523,323	103,467
OWDA Loan - Storage Basin	1.48	32,534,696	5,783,510	0	38,318,206	211,954
OWDA Loan - Grand Ave Seg Block Rehab	0.51	0	1,255,413	0	1,255,413	133,817
OWDA Loan - Mummaugh & Cable Pump Sta	1.12	0	1,545,851	0	1,545,851	0
OWDA Loan - Storm Water Project	3.25	170,118	0	13,095	157,023	13,524
OWDA Loan - Storm Water Project II	2.66	32,248	0	2,561	29,687	2,628
Total Direct Borrowings		<u>105,262,379</u>	<u>11,713,731</u>	<u>3,004,035</u>	<u>113,972,075</u>	<u>3,450,021</u>
Other Long-Term Obligations						
Compensated Absences		812,586	639,209	594,825	856,970	394,275
Net Pension Liability:						
Water		5,028,678	0	1,452,675	3,576,003	0
Sewer		4,190,565	0	1,210,563	2,980,002	0
Refuse		279,371	0	80,704	198,667	0
Storm Water		1,396,855	0	403,521	993,334	0
Total Net Pension Liability		<u>10,895,469</u>	<u>0</u>	<u>3,147,463</u>	<u>7,748,006</u>	<u>0</u>
Net OPEB Liability:						
Water		2,387,093	111,830	0	2,498,923	0
Sewer		1,989,244	93,192	0	2,082,436	0
Refuse		132,616	6,213	0	138,829	0
Storm Water		663,081	31,064	0	694,145	0
Total Net OPEB Liability		<u>5,172,034</u>	<u>242,299</u>	<u>0</u>	<u>5,414,333</u>	<u>0</u>
Total Other Long-Term Obligations		<u>\$ 16,880,089</u>	<u>\$ 881,508</u>	<u>\$ 3,742,288</u>	<u>\$ 14,019,309</u>	<u>\$ 394,275</u>
Total Business-Type Activities		<u>\$ 158,103,518</u>	<u>\$ 12,599,628</u>	<u>\$ 8,914,492</u>	<u>\$ 161,788,654</u>	<u>\$ 6,032,037</u>

CITY OF LIMA
Allen County, Ohio

Notes to the Basic Financial Statements
For the Year Ended Decemeber 31, 2020
(Continued)

* The debt issue is recorded in the Sewer Fund to finance assets of the Storm Water Fund. See notation on page 27 for a further descripton of the presentation on the statement of net position.

There are no repayment schedules for the net pension liability and net OPEB liability; however, employer pension and OPEB contributions are primarily made from the general fund and water, sewer, refuse and storm water funds. For additional information related to the net pension liability and net OPEB liability see Notes 12 and 13.

A. General Obligation Bonds

2010 General Obligation Recovery Zone Bonds

In July 2010, the City issued general obligation recovery zone bonds in the amount of \$1.125 million for lighting improvements. The bond issues consist of term bonds which are not subject to early redemption. The bonds will mature in 2021.

2011 General Obligation Bonds

In April 2011, the City issued various purpose general obligation bonds in the amount of \$1.06 million to retire bond anticipation notes as well as fund several small capital projects and equipment purchases. The bond issues consist of serial bonds which are not subject to early redemption. These bonds were fully retired in 2020.

2012 General Obligation Bonds

In September 2012, the City issued various purpose improvement and refunding bonds in the total amount of \$6.81 million for the following purposes: \$515,000 bonds were issued to refund the 1999 parking garage general obligation bonds; \$90,000 bonds were issued to refund a portion of 2004 parking lot bond bonds as noted above; \$1,380,000 bonds were issued for various improvement projects within the governmental activities of the City; \$3,065,000 bonds were issued to refund a portion of 2004 general obligation bonds issued for wastewater system projects; and \$1,760,000 bonds were issued for the North Collett Street sewer project. The bond issue consists of serial and term bonds which are not subject to early redemption. The bonds have final maturity in 2037.

2018 General Obligation Bonds

In March 2018, the City issued various purpose improvement bonds in the total amount of \$8.825 million for the following purposes: \$2,662,500 bonds were issued to refinance the governmental portion of the City's bond anticipation notes; \$1,294,000 bonds were issued for Schoonover Lake/Dam improvements; \$3,891,000 bonds were issued for various equipment and improvement projects within the governmental activities of the City; \$196,250 bonds were issued to refund a portion of the existing bond anticipation notes for wastewater system projects; and \$781,250 bonds were issued to refund a portion of the existing bond anticipation notes for water system projects. The bond issue consists of serial and term bonds which are not subject to early redemption. The bonds have final maturity in 2037.

CITY OF LIMA
Allen County, Ohio

Notes to the Basic Financial Statements
For the Year Ended Decemeber 31, 2020
(Continued)

All general obligation bonds are supported by the full faith and credit of the City. General obligation bonds presented as a liability in the statement of net position for governmental activities will be retired through the general or debt service fund from general governmental activities revenue. General obligation bonds presented as a liability in the statement of net position for business-type activities will be retired through the City's water and sewer utility funds.

B. Revenue Bonds

2010 Improvement Bonds

In May 2010, the City issued tax-exempt improvement bonds in the amount of \$7.085 million for water system improvements, assist in the construction of new above ground reservoir and acquiring buildings for the department. The City also issued \$10.355 million tax-exempt bonds for sanitary sewer system improvements as well assist in acquiring buildings for the department. The bond issues consist of serial and term bonds which are not subject to early redemption. The bonds have final maturity in 2029.

2014 Sewer Improvement Bonds

In December 2014, the City issued tax-exempt improvement bonds in the amount of \$15.935 million for sanitary sewer system improvements. The bond issues consist of serial and term bonds which are not subject to early redemption. The bonds have final maturity in 2044.

2018 Sewer Improvement Bonds

In October 2018, the City issued \$7.535 million in taxable sewer improvement serial bonds with interest rates ranging from 3.0% to 5.0% and final maturity in 2029. The proceeds were used to refund \$7.705 million of outstanding 2009 Series B sewer improvement bonds which had interest rates of 5.399% to 6.675%. The net proceeds of \$7,965,471 (including a \$603,288 premium and after payment of \$172,817 in underwriting fees and other issuance costs) were deposited in an irrevocable trust with an escrow agent to provide funds for the future debt service payment of the refunded bonds. As a result, the 2009 Series B sewer improvement bonds are considered defeased and the liability for those bonds has been removed from the statement of net position. As of December 31, 2020, all defeased bonds had been redeemed.

The reacquisition price exceeded the net carrying amount of the old debt by \$260,471. This amount is presented as deferred inflow and is being amortized over the remaining life of the refunding debt. The City refunded the 2009 Series B sewer improvement bonds to reduce its total service payments over twelve years by \$399,271 and to obtain an economic gain (difference between the present values of the debt service payments on the old and new debt) of \$357,491.

CITY OF LIMA
Allen County, Ohio

Notes to the Basic Financial Statements
For the Year Ended Decemeber 31, 2020
(Continued)

The City's revenue bonds pledge enterprise fund income derived from the acquired and constructed assets to pay debt service. The bond indenture has certain restrictive covenants which principally require that bond reserve accounts be maintained, and charges for services to customers are in sufficient amounts, as defined, to satisfy the obligations under the indenture.

The City has pledged future water revenue, net of specified operating expenses to repay \$3,045,000 of Water Improvements revenue bonds. Annual principal and interest payments, as a percentage of net customer revenues, on the revenue bond debt are expected to be similar over the term of the bond issue as in the current year, which was 4.48 percent. The total principal and interest remaining to be paid on the revenue bonds is \$3,702,086. Principal and interest paid for the current year and total net revenues were \$410,938 and \$9,170,761, respectively.

The City has pledged future sewer revenue, net of specified operating expenses to repay \$26,180,000 of Sewer Improvements revenue bonds. Annual principal and interest payments, as a percentage of net customer revenues, on the revenue bond debt are expected to be similar over the term of the bond issues as in the current year, which was 30.18 percent. The total principal and interest remaining to be paid on the revenue bonds is \$37,440,649. Principal and interest paid for the current year and total net revenues were \$2,526,819 and \$8,372,891, respectively.

In addition, special provisions exist regarding covenant violations, redemptions of principal, and maintenance of properties. These bonds contain a provision that if the City is in default outstanding amounts, including principal and accrued interest, are immediately due. In conjunction with the issuance of the revenue refunding bonds, the City entered into a trust agreement with a commercial bank. This trust agreement, along with the bond indenture, requires that the City establish various accounts for the repayment of debt. The restricted assets in the water and sewer funds are held by the trustees in accordance with the trust agreement.

C. Direct Borrowings

Bresler Termination Agreement

The Bresler Termination agreement ends the City's joint agreement with the State of Ohio. The original agreement was formed when Bresler Reservoir was constructed in 1970. The State paid for a percentage of the construction and thus retained rights to a portion of the water in the reservoir. In 2003, in order to obtain the State's claim on that water, the City agreed to repay the State's share of the construction costs over a twenty-year period at zero percent interest. The total amount to be repaid is \$2,841,646. The agreement has final maturity in 2023.

Ohio Water Development Authority (OWDA) Loans

In 1999 the City's sewer utility entered into a loan agreement with OWDA to fund improvements to the City's wastewater treatment plant. The City's sewer system revenue will be used for repayment of the loan.

CITY OF LIMA
Allen County, Ohio

Notes to the Basic Financial Statements
For the Year Ended Decemeber 31, 2020
(Continued)

In 2009 the City's water utility entered into a loan agreement with OWDA to fund the construction of a new above ground reservoir. The City's water system revenue will be used for repayment of the loan.

In 2009 the City's storm water utility entered into a loan agreement with OWDA to fund storm sewer infrastructure. A supplemental OWDA loan was obtained in 2010. The City's storm water revenue will be used for repayment of the loan.

In 2010 the City's water utility entered into a loan agreement with OWDA to fund construction of a carbon filter system at the water treatment plant. The maximum available under this agreement is \$16,834,815. As of December 31, 2020 the City had requested total draws of \$15,990,681, and capitalized interest of \$753,727. The City's water system revenue will be used for repayment of the loan.

In 2011 the City's water utility entered into a loan agreement with OWDA to fund construction on an elevated water storage tank. The maximum available under this agreement is \$2,895,556. As of December 31, 2020 the City had requested total draws of 2,631,250, and capitalized interest of \$100,083. The City's water system revenue will be used for repayment of the loan.

In 2011 the City's water utility entered into a loan agreement with OWDA to fund an upgrade project on a pump station at the Bresler reservoir and other water treatment plant improvements. The maximum available under this agreement is \$2,535,492. As of December 31, 2020 the City had requested total draws of \$2,128,623, and capitalized interest of \$4,712. The City's water system revenue will be used for repayment of the loan.

In 2012 the City's water utility entered into a loan agreement with OWDA to fund softening basin improvements at the water treatment plant. The maximum available under this agreement is \$889,904. As of December 31, 2020 the City had requested total draws of \$711,630, and capitalized interest of \$19. The City's water system revenue will be used for repayment of the loan.

In 2013 the City's sewer utility entered into a loan agreement with OWDA to fund construction on an interceptor. The maximum available under this agreement is \$2,895,566. As of December 31, 2020 the City had requested total draws of \$2,527,785, and capitalized interest and fees of \$32,665. The City's sewer system revenue will be used for repayment of the loan.

In 2014 the City's sewer utility entered into a loan agreement with OWDA to fund construction on Wastewater Treatment Plant improvements. The maximum available under this agreement is \$16,001,737. As of December 31, 2020 the City had requested draws of \$15,999,486, and capitalized interest and fees of \$63,817. The City's sewer system revenue will be used for repayment of the loan.

In 2015 the City's sewer utility entered into a loan agreement with OWDA to fund construction on the Wastewater CSO Separation Project. The maximum available under this agreement is \$3,500,000. As of December 31, 2020 the City had drawn \$2,931,532 of the loan principal, and

CITY OF LIMA
Allen County, Ohio

Notes to the Basic Financial Statements
For the Year Ended Decemeber 31, 2020
(Continued)

capitalized interest and fees of \$27,643. The City's sewer system revenue will be used for repayment of the loan.

In 2018 the City's sewer utility entered into a loan agreement with OWDA to fund the rehabilitation of the segmented block sewer underground infrastructure. The maximum available under this agreement is \$4,086,029. As of December 31, 2020 the City had requested draws of \$1,674,484, and capitalized interest and fees of \$210. The City's sewer system revenue will be used for repayment of the loan.

In 2018 the City's sewer utility entered into a loan agreement with OWDA to fund the construction and installation of a 13 million gallon storage tank and dewatering pump station. The maximum available under this agreement is \$39,115,000. As of December 31, 2020 the City had requested draws of \$37,662,392, and capitalized interest and fees of \$655,814. The City's sewer system revenue will be used for repayment of the loan.

In 2018 the City's water utility entered into a loan agreement with OWDA to fund a water meter replacement project. The maximum available under this agreement is \$10,035,000. As of December 31, 2020 the City had requested draws of \$7,862,523 and capitalized interest and fees of \$59,948. The City's water system revenue will be used for repayment of the loan.

In 2020 the City's sewer utility entered into a loan agreement with OWDA to fund the Grand Avenue area segmented block sewer rehabilitation CSO project. The maximum available under this agreement is \$5,627,665. As of December 31, 2020 the City had requested draws of \$1,254,719 and capitalized interest and fees of \$694. The City's sewer system revenue will be used for repayment of the loan.

In 2020 the City's sewer utility entered into a loan agreement with OWDA to fund a pump station replacement project. The maximum available under this agreement is \$2,066,196. As of December 31, 2020 the City had requested draws of \$1,539,293 and capitalized interest and fees of \$6,558. The City's sewer system revenue will be used for repayment of the loan.

The loans for the segmented block sewer rehabilitation project, the storage tank and dewatering pump station project, the water meter replacement project, and the Grand Avenue segmented block sewer rehab project are currently in repayment based upon an estimated schedule provided by OWDA; however, the repayment schedules have not been finalized. These loans are therefore included in the amortization schedule below based on the estimated amortization schedules.

The City's outstanding notes from direct borrowings related to business-type activities of \$113,972,075 (Bresler Termination Agreement and all OWDA loans) as of December 31, 2020, contain a provision that if the City is in default of the loan agreement, outstanding amounts may be declared immediately due and payable and the City may be required to pay any fines, penalties, interest or late charges associated with the default. The City's outstanding notes from direct borrowings related to business-type activities of \$113,972,075 (Bresler Termination Agreement and all OWDA loans) as of December 31, 2020 contain a subjective acceleration

CITY OF LIMA
Allen County, Ohio

Notes to the Basic Financial Statements
For the Year Ended Decemeber 31, 2020
(Continued)

clause that allows the lender to accelerate payment of the entire principal amount to become immediately due if the lender determines that a meterial adverse change occurs.

The annual requirements to retire governmental activities debt are as follows:

Year Ending December 31,	General Obligation Bonds	
	Principal	Interest
2021	\$ 788,750	\$ 218,191
2022	637,500	195,018
2023	437,500	179,291
2024	452,500	166,279
2025	457,500	152,798
2026-2030	1,696,250	552,368
2031-2035	1,337,500	280,200
2036-2037	595,000	36,000
Total	<u>\$ 6,402,500</u>	<u>\$ 1,780,145</u>

The annual requirements to retire business-type activities debt are as follows:

Year Ending December 31,	General Obligation Bonds		Revenue Bonds	
	Principal	Interest	Principal	Interest
2021	\$ 401,250	\$ 98,723	\$ 1,720,000	\$ 1,207,843
2022	417,500	86,867	1,800,000	1,144,694
2023	417,500	80,600	1,880,000	1,077,663
2024	427,500	67,895	1,965,000	1,000,148
2025	107,500	57,508	2,080,000	917,549
2026-2030	578,750	238,233	9,850,000	3,269,088
2031-2035	687,500	134,325	2,905,000	1,822,750
2036-2040	310,000	17,175	3,595,000	1,128,600
2041-2044	0	0	3,430,000	349,400
Total	<u>\$ 3,347,500</u>	<u>\$ 781,326</u>	<u>\$ 29,225,000</u>	<u>\$ 11,917,735</u>

	Direct Borrowings		Total	
	Principal	Interest	Principal	Interest
2021	\$ 3,450,021	\$ 3,139,129	\$ 5,571,271	\$ 4,445,695
2022	3,163,472	3,056,143	5,380,972	4,287,704
2023	3,110,446	2,966,905	5,407,946	4,125,168
2024	3,202,709	2,874,590	5,595,209	3,942,633
2025	3,650,253	2,777,780	5,837,753	3,752,837
2026-2030	20,203,663	12,285,289	30,632,413	15,792,610
2031-2035	26,985,359	9,153,423	30,577,859	11,110,498
2036-2040	29,600,080	5,383,361	33,505,080	6,529,136
2041-2045	19,369,581	1,788,186	22,799,581	2,137,586
2046-2050	10,099,512	391,828	10,099,512	391,828
Total	<u>\$ 122,835,096</u>	<u>\$ 43,816,634</u>	<u>\$ 155,407,596</u>	<u>\$ 56,515,695</u>

CITY OF LIMA
Allen County, Ohio

Notes to the Basic Financial Statements
For the Year Ended December 31, 2020
(Continued)

NOTE 15: CAPITAL LEASES – LESSEE DISCLOSURE

The City entered a capital lease to purchase a mailing system for the municipal building in January 2019. The lease meets the criteria of a capital lease pursuant to generally accepted accounting principles. A capital asset has been recorded in the government-type activities section in the amount of \$19,217. This amount represents the present value of the minimum lease payments at the time of acquisition. A corresponding liability was recorded in the long-term liabilities section of the entity-wide statements. Principal payments in 2020 totaled \$3,727. As of December 31, 2020 the net book value of the asset is \$13,078.

The City entered a new capital lease to purchase a mailing system in Municipal Court in April 2019. The lease meets the criteria of a capital lease pursuant to generally accepted accounting principles. A capital asset has been recorded in the government-type activities section in the amount of \$14,556. This amount represents the present value of the minimum lease payments at the time of acquisition. A corresponding liability was recorded in the long-term liabilities section of the entity-wide statements. Principal payment in 2020 totaled \$2,664. As of December 31, 2020, the net book value of the asset is \$10,512.

The City entered into a capital lease in 2015 to purchase a new copier for the City's fire department. This lease meets the criteria of a capital lease pursuant to generally accepted accounting principles. A capital asset has been recorded in the government-type activities section in the amount of \$6,259. This amount represents the present value of the minimum lease payments at the time of acquisition. A corresponding liability was recorded in the long term liabilities section of the entity wide statements. Principal payments in 2020 totaled \$1,763. The lease was completed in March 2020 and the asset was disposed at a loss of \$627.

The expense resulting from the amortization of the capital assets is included with depreciation. The schedule of future minimum lease payments required for all capital leases is as follows:

Year Ending December 31,	Governmental Activities
2021	\$ 7,144
2022	7,144
2023	7,144
2024	1,500
Total Minimum Lease Payments	22,932
Less: Amount Representing Interest	(1,109)
Present Value of Minimum Lease Payments	\$ 21,823

NOTE 16: INTERFUND TRANSACTIONS

C. Interfund Transactions

The general fund receivable of \$1,947 and the interfund payable of the DOJ Coronavirus Emergency Supplemental Funding fund resulted from applying generally accepted accounting principles as of December 31, 2020.

CITY OF LIMA
Allen County, Ohio

Notes to the Basic Financial Statements
For the Year Ended December 31, 2020
(Continued)

Interfund transactions are also used by the City to assist in funding small special assessment projects. Special assessment bonds are payable from the proceeds of assessments levied against the specific property owners who primarily benefited from a project. Special assessment monies will be received and the debt will be retired through the Special Assessment Bond Retirement Debt Service Fund. In the event that property owners fail to make their special assessment payments, the City is responsible for providing the resources to meet the annual principal and interest payments (manuscript debt activity).

The City issues special assessments between funds. The assessments due in one year are included in Interfund Receivables/Payables, and the amounts due in excess of one year are included in Due to/from Other Funds. The special assessment debt service fund receivable and special assessment fund payable of \$52,400 resulted from the issuance of a manuscript note during 2020.

	Interfund Receivable	Interfund Payable	Due to Other Funds	Due from Other Funds
Governmental Funds				
General Fund	\$ 1,947	\$ 0	\$ 0	\$ 0
Other Governmental Funds				
DOJ Coronavirus Emergency Supplemental Funding	0	1,947	0	0
Special Assessments Fund	0	52,400	155,410	0
Special Assessment Debt Service Fund	52,400	0	0	155,410
Total Other Governmental Funds	<u>52,400</u>	<u>54,347</u>	<u>155,410</u>	<u>155,410</u>
Total Governmental Funds	<u>\$ 54,347</u>	<u>\$ 54,347</u>	<u>\$ 155,410</u>	<u>\$ 155,410</u>

Reconciliation of Interfund Transfers

	Transfers-In	Transfers-Out
Governmental Funds		
General Fund	\$ 0	\$ 1,271,896
Other Governmental Funds		
ALCAP Operations Fund	8,900	0
Youth Commission Activity Fund	35,000	0
CDBG Federal Block Grant	29,304	0
NS Program		29,304
Special Assessments Fund	60,290	
General Debt Service	1,227,996	0
Special Assessments Debt Service	0	60,290
Total Other Governmental Funds	<u>1,361,490</u>	<u>89,594</u>
Total Governmental Funds	<u>\$ 1,361,490</u>	<u>\$ 1,361,490</u>

During 2020, the General Fund transferred \$1,227,996 to the General Debt Service Fund for repayment of debt obligations. The General Fund transferred \$35,000 to the Youth Commission Activity Fund to provide the City's match for several local grants received for the fund's youth purposes. The General Fund transferred \$8,900 to the ALCAP Operations Fund to eliminate a negative cash position. With appropriate authorization, the NS Program Fund was closed and

CITY OF LIMA
Allen County, Ohio

Notes to the Basic Financial Statements
For the Year Ended December 31, 2020
(Continued)

\$29,304 was transferred to the CDBG Federal Block Grant Fund. The \$60,290 transferred from the Special Assessment Debt Service Fund to the Special Assessment Capital Project Fund is related to the interfund liability for the City's manuscript debt.

C. Advances To/From Other Funds Transactions

As of December 31, 2020, advances from the General Fund to other governmental funds to eliminate negative cash positions were as follows:

	Advances to Other Funds	Advances From Other Funds
Governmental Funds		
General Fund	\$ 291,491	\$ 0
Other Governmental Funds		
JAG 2018-DJ-BX-0181	0	410
DOJ Coronavirus Emergency Supplemental Funding	0	8,415
ODNR-ALLE-003C Schoonover Lake Dam Restoration	0	29,380
2017 Land & Water Conservation Fund - Schoonover Park	0	17,649
ODNR Natureworks Grant - Lincoln Park	0	75,459
Ford Grant - Lincoln Park	0	40,000
Special Assessment Debt Service	0	120,178
Total Other Governmental Funds	0	291,491
Total Governmental Funds	\$ 291,491	\$ 291,491

This space intentionally blank.

CITY OF LIMA
Allen County, Ohio

Notes to the Basic Financial Statements
For the Year Ended December 31, 2020
(Continued)

NOTE 17: DEFERRED INFLOWS OF RESOURCES

Deferred inflows of resources for governmental funds/activities at December 31, 2020 consisted of the following:

	Statement of Net Position	Balance Sheet
Property Taxes	\$ 1,050,119	\$ 1,355,631
Income Taxes	0	1,814,384
Intergovernmental	0	1,080,819
Special Assessments	0	11,941,342
Pension	7,097,408	0
OPEB	3,961,489	0
Totals	\$ 12,109,016	\$ 16,192,176

NOTE 18: COMMITMENTS

A. Contractual Commitments

As of December 31, 2020, the City had contractual commitments for the following projects:

	Contractual Commitment	Expended	Remaining Balance
Combined Sewer Overflow Tank Project	\$ 52,818,136	\$ 52,398,966	\$ 419,170
ALL-Lima Railroad Grade Separation Project	10,111,677	9,353,803	757,874
Wastewater Segmented Block Rehabilitation Projects	8,002,196	2,309,436	5,692,760
Water Meter Change-Out Project	6,516,744	5,441,265	1,075,479
ALL-Lima-Wayne & High Streets Modification Project	3,337,965	2,836,604	501,361
Community Lead Abatement Program	1,886,876	4,792	1,882,084
Smart Cities Initiative Project	1,759,720	1,667,361	92,359
Miscellaneous Wastewater Treatment Plant Improvements	457,700	24,609	433,091
Hospital Intersection Improvement Projects	313,731	0	313,731
Mumaugh & Cable Road Lift Stations Project	300,600	114,408	186,192
2020 Street Resurfacing Project	253,425	0	253,425
	\$ 85,758,770	\$ 74,151,244	\$ 11,607,526

CITY OF LIMA
Allen County, Ohio

Notes to the Basic Financial Statements
For the Year Ended December 31, 2020
(Continued)

B. Encumbrance Commitments

As of December 31, 2020, the City has the following significant outstanding encumbrances within governmental funds:

Fund	Amount
General Fund	\$ 626,896
Nonmajor Governmental Funds	
Street Repair Fund	167,310
CHIP Housing Improvement	743,844
CDBG Block Grant	382,560
HUD Lead Abatement Grant	1,882,084
Hospital Intersection Improvements	145,128
ALL-Lima Hospital/Education Corridor	119,218
	\$ 4,067,040

NOTE 19: CONTINGENT LIABILITIES

A. Grants

The City received financial assistance from federal and state agencies in the form of grants. The disbursement of funds received under these programs generally requires compliance with terms and conditions specified in the grant agreement and are subject to audit by the grantor agencies. Any disallowed claims resulting from such audits could become a liability of the general fund or other applicable funds. However, in the opinion of management, any such disallowed claims will not have a material effect on the overall financial position of the City at December 31, 2020.

B. Litigation

As of December 31, 2020, the City was a party to various legal proceedings seeking damages or injunctive relief, arising in the course of ordinary business. The ultimate disposition of these proceedings is not presently determinable, but will not, in the opinion of the City Attorney, have a material adverse effect on the overall financial condition of the City.

In addition to the above, the City had been notified by the United States Environmental Protection Agency (USEPA) that it was required to eliminate wastewater contamination to the Ottawa River, Allen County, Ohio. On November 19, 2014, the City, the USEPA and the State of Ohio filed a consent decree in Federal District Court. On January 13, 2015 the Federal District Court signed off on the consent decree making it a legally binding document.

Upon approval of the Consent Decree, the City paid civil penalties to the United States and the State of Ohio in the amount of \$49,000. To mitigate additional civil penalties, the City implemented a federal Supplemental Environmental Project (SEP) in the amount of \$218,000 to provide for the revitalization of the Ottawa River bank in Lima, Ohio. The City was also required to develop and

CITY OF LIMA
Allen County, Ohio

Notes to the Basic Financial Statements
For the Year Ended December 31, 2020
(Continued)

implement a Capacity, Management, Operation, and Maintenance Program (CMOM) for the SSS with the goal to eliminate the occurrence of sanitary sewer overflows (SSO).

The City of Lima’s Long Term Control Plan consists of Wastewater Treatment Plant Improvements, Combined Sewer Overflows (CSO) control facilities and Sanitary Sewer Overflow (SSO) Abatement measures. The City has completed and continues work on certain projects as required. Funding for the projects is included in the City’s existing capital plan over the next 24 years. The City estimates the costs for implementing the Long Term Control Plan to be approximately \$109 million. These expenditures constitute a “high burden” on the City’s residents and taxpayers. Based upon the estimated costs of the program and the high burden status, the City received the 24 year implementation schedule. The City is also able to propose amendments to the Long Term Control Plan upon changes to certain circumstances as outlined in the Consent Decree.

NOTE 20: ACCOUNTABILITY AND COMPLIANCE

Fund balances at December 31, 2020 included the following individual fund deficits:

	Deficit Fund Balance
Governmental Funds	
Nonmajor Governmental Funds:	
Weed/Property Cleanup	\$ 3,460
DOJ Coronavirus Emergency Supplemental Funding	2,090
ALL-Lima RRGs Fund	424,667
2017 Land & Water Conservation Fund	17,649
Ford Grant - Lincoln Park	40,000
Special Assessment Debt Service	115,177
Total Nonmajor Governmental Funds	603,043
Total Governmental Funds	\$ 603,043

The deficits in these nonmajor governmental funds resulted from adjustments for reporting accrued liabilities. The General Fund is liable for any deficit in these funds and will provide transfers when cash is required, not when accruals occur.

CITY OF LIMA
Allen County, Ohio

Notes to the Basic Financial Statements
For the Year Ended December 31, 2020
(Continued)

NOTE 21: JOINT VENTURE

Lima-Allen County Downtown Construction

The County and the City of Lima (City) entered into a joint funding agreement for the construction and funding of certain facilities, including the expansion of the Veteran's Memorial Civic and Convention Center, a parking garage, and a pedestrian overhead walkway (skywalk) from the Civic Center addition to the parking garage. The Civic Center expansion and the skywalk were constructed by and are owned by the County. The parking garage was constructed by and is owned by the City.

The operation and maintenance costs associated with the skywalk and the parking garage are the joint responsibility of the County and the City. The City and the County share equally the net revenue/(loss) derived from the garage. Complete financial information can be obtained from the Allen County Commissioners, Kelli Singhaus, Clerk of the Board, Allen County, Ohio.

The City of Lima has agreed to enter into a long-term lease agreement with the County offering the County a one-half ownership interest in the parking garage, which will be operated and maintained by the Lima-Allen County Joint Parking Commission (JPC), in accordance with the rules and regulations established for the JPC (Note 22). As of December 31, 2020 this lease has not been entered into.

NOTE 22: JOINTLY GOVERNED ORGANIZATIONS

A. Lima-Allen County Regional Planning Commission

The Lima-Allen County Regional Planning Commission is a political organization as established and set forth under Section 713.21 et seq. of the Ohio Revised Code. Representation on the Commission consists of six delegates and six alternates appointed by the Allen County Board of Commissioners, one delegate and one alternate for each 5,000 persons determined by the last federal decennial census from each municipal corporation and each of the townships participating in the Commission; provided that in no event shall any cooperating municipality or township have less than one delegate and one alternate to the Commission.

Each participating municipality and township contributes in each calendar year twenty cents per capita according to the latest federal census. Duties of the Commission include making studies, maps, plans and other reports of the County and adjoining areas, showing recommendations for systems of transportation highways, park and recreational facilities, water supply, sewerage disposal, garbage disposal, civic centers and other public improvements and land uses which affect the development of the region.

The Commission has the authority to employ an Executive Director, engineers, accountants, attorneys, planners and others as may be necessary and set their compensation. Complete financial statements can be obtained from Marlene Schumaker, Grants Administrator at the Lima-Allen County Regional Planning Commission, Allen County, Ohio.

CITY OF LIMA
Allen County, Ohio

Notes to the Basic Financial Statements
For the Year Ended December 31, 2020
(Continued)

B. Lima-Allen County Joint Parking Commission

The County and the City of Lima have established a joint parking commission (JPC) which will be responsible for developing and implementing a joint City-County parking system for the Central Business District in Lima, and will have management control over the downtown parking garage and various downtown surface lots placed under the administration of the JPC by the respective parties. The JPC establishes policies for the operation of the parking system under its control, including rates to be charged.

The JPC is comprised of two members, one appointed by the Mayor of the City of Lima, and one appointed by the President of the Board of County Commissioners.

NOTE 23: SUBSEQUENT EVENT / COVID-19

The American Rescue Plan Act of 2021 (Pub. L. No. 117-2) (ARP), a \$1.9 trillion economic COVID-19 stimulus package, was signed into law on March 11, 2021. ARP provides additional relief to address the continued impact of COVID-19 on the economy, public health, state and local governments, individuals and businesses. As part of this package, \$350 billion in additional funding is being provided to state and local governments, as well as additional funding for other areas. The City of Lima is a beneficiary of these Federal funding efforts.

The financial impact of the COVID-19 pandemic and the its emergency measures will impact subsequent periods of the City of Lima. The City's investment portfolio and the investments of the pension and other employee benefit plan in which the City participates have incurred a significant decline in fair value, consistent with the general decline in financial markets. However, because the values of individual investments fluctuate with market conditions, and due to market volatility, the amount of losses that will be recognized in subsequent periods, if any, cannot be determined. In addition, the impact on the City's future operating costs, revenues, and any recovery from emergency funding, either federal or state, cannot be estimated.

In May 2021, the City has instructed its Trustees to provide necessary notices to provide for redemption of the remaining \$3,045,000 of Water System Improvement Revenue Bonds, Series 2010. Repayment is expected prior to June 30, 2021.

REQUIRED SUPPLEMENTARY INFORMATION



This page intentionally left blank

City of Lima
Allen County, Ohio
Required Supplementary Information
Schedule of the City's Proportionate Share of the Net Pension Liability
Last Seven Years (1)

	2020	2019	2018	2017
<i>Ohio Public Employees' Retirement System (OPERS)</i>				
City's Proportion of the Net Pension Liability	0.1005110%	0.1020050%	0.1014690%	0.1028777%
City's Proportionate Share of the Net Pension Liability	\$ 19,866,681	\$ 27,937,101	\$ 15,918,514	\$ 23,361,784
City's Covered Payroll	\$ 14,156,614	\$ 13,777,550	\$ 13,400,943	\$ 13,299,075
City's Proportionate Share of the Net Pension Liability as a Percentage of its Covered Payroll	140.33%	202.77%	118.79%	175.66%
Plan Fiduciary Net Position as a Percentage of the Total Pension Liability	82.17%	74.70%	84.66%	77.25%
<i>Ohio Police and Fire Pension Fund (OPF)</i>				
City's Proportion of the Net Pension Liability	0.445619%	0.452001%	0.4635530%	0.4845940%
City's Proportionate Share of the Net Pension Liability	\$ 30,019,263	\$ 36,895,225	\$ 28,450,376	\$ 30,693,698
City's Covered Payroll	\$ 10,481,914	\$ 10,599,006	\$ 10,115,088	\$ 9,924,649
City's Proportionate Share of the Net Pension Liability as a Percentage of its Covered Payroll	286.39%	348.10%	281.27%	309.27%
Plan Fiduciary Net Position as a Percentage of the Total Pension Liability	69.89%	63.07%	70.91%	68.36%

(1) Although this schedule is intended to reflect information for ten years, information prior to 2014 is not available.

Note: The amounts presented for each fiscal year were determined as of the measurement date, which is the prior fiscal year.

City of Lima
Allen County, Ohio
Required Supplementary Information
Schedule of the City's Proportionate Share of the Net Pension Liability
Last Seven Years (1)

2016	2015	2014
0.1012280%	0.1004760%	0.1004760%
\$ 17,533,966	\$ 12,118,529	\$ 11,844,811
\$ 12,598,817	\$ 12,318,492	\$ 11,852,492
139.17%	98.38%	99.94%
81.08%	86.45%	86.36%
0.4853540%	0.4659575%	0.4659575%
\$ 31,223,163	\$ 24,138,542	\$ 22,693,592
\$ 9,802,812	\$ 9,176,804	\$ 8,804,031
318.51%	263.04%	257.76%
66.77%	72.20%	73.00%

See accompanying notes to the required supplementary information.

City of Lima
Allen County, Ohio
Required Supplementary Information
Schedule of the City's Contributions - Pension
Last Ten Years

	2020	2019	2018	2017
Ohio Public Employees' Retirement system (OPERS)				
Contractually Required Contribution	\$ 1,970,730	\$ 1,981,926	\$ 1,928,857	\$ 1,742,123
Contributions in Relation to the Contractually Required Contribution	<u>(1,970,730)</u>	<u>(1,981,926)</u>	<u>(1,928,857)</u>	<u>(1,742,123)</u>
Contribution Deficiency (Excess)	<u>\$ 0</u>	<u>\$ 0</u>	<u>\$ 0</u>	<u>\$ 0</u>
City's Covered Payroll	\$ 14,076,643	\$ 14,156,614	\$ 13,777,550	\$ 13,400,943
Contributions as a Percentage of Covered Payroll	14.00%	14.00%	14.00%	13.00%
Ohio Police and Fire Pension Fund (OPF)				
Contractually Required Contribution	\$ 2,232,726	\$ 2,221,472	\$ 2,249,352	\$ 2,143,265
Contributions in Relation to the Contractually Required Contribution	<u>(2,232,726)</u>	<u>(2,221,472)</u>	<u>(2,249,352)</u>	<u>(2,143,265)</u>
Contribution Deficiency (Excess)	<u>\$ 0</u>	<u>\$ 0</u>	<u>\$ 0</u>	<u>\$ 0</u>
City's Covered Payroll	\$ 10,494,836	\$ 10,481,914	\$ 10,599,006	\$ 10,115,088
Contributions as a Percentage of Covered Payroll	21.27%	21.19%	21.22%	21.19%

(n/a) Information prior to 2013 is not available.

2016	2015	2014	2013	2012	2011
\$ 1,595,889	\$ 1,511,858	\$ 1,478,219	\$ 1,540,824	n/a	n/a
<u>(1,595,889)</u>	<u>(1,511,858)</u>	<u>(1,478,219)</u>	<u>(1,540,824)</u>	n/a	n/a
<u>\$ 0</u>	<u>\$ 0</u>	<u>\$ 0</u>	<u>\$ 0</u>	n/a	n/a
\$ 13,299,075	\$ 12,598,817	\$ 12,318,492	\$ 11,852,492	n/a	n/a
12.00%	12.00%	12.00%	13.00%	n/a	n/a
\$ 2,101,202	\$ 2,082,146	\$ 1,950,002	\$ 1,599,777	\$ 1,265,429	\$ 1,356,476
<u>(2,101,202)</u>	<u>(2,082,146)</u>	<u>(1,950,002)</u>	<u>(1,599,777)</u>	<u>(1,265,429)</u>	<u>(1,356,476)</u>
<u>\$ 0</u>	<u>\$ 0</u>	<u>\$ 0</u>	<u>\$ 0</u>	<u>\$ 0</u>	<u>\$ 0</u>
\$ 9,924,649	\$ 9,802,812	\$ 9,176,804	\$ 8,804,031	\$ 8,421,321	\$ 9,011,335
21.17%	21.24%	21.25%	18.17%	15.03%	15.05%

This page intentionally left blank

City of Lima
Allen County, Ohio
Required Supplementary Information
Schedule of the City's Proportionate Share of the Net OPEB Liability
Last Four Years (1)

	<u>2020</u>	<u>2019</u>	<u>2018</u>	<u>2017</u>
<i>Ohio Public Employees' Retirement System (OPERS)</i>				
City's Proportion of the Net Pension Liability	0.1005090%	0.1017180%	0.1011203%	0.1027310%
City's Proportionate Share of the Net Pension Liability	\$ 13,882,904	\$ 13,261,626	\$ 10,980,925	\$ 10,376,180
City's Covered Payroll	\$ 14,156,614	\$ 13,777,550	\$ 13,400,943	\$ 13,299,075
City's Proportionate Share of the Net Pension Liability as a Percentage of its Covered Payroll	98.07%	96.26%	81.94%	78.02%
Plan Fiduciary Net Position as a Percentage of the Total OPEB Liability	47.80%	46.33%	54.14%	54.04%
<i>Ohio Police and Fire Pension Fund (OPF)</i>				
City's Proportion of the Net Pension Liability	0.4456190%	0.4520010%	0.4635530%	0.4845940%
City's Proportionate Share of the Net Pension Liability	\$ 4,401,702	\$ 4,116,162	\$ 26,264,304	\$ 23,002,587
City's Covered Payroll	\$ 10,481,914	\$ 10,599,006	\$ 10,115,088	\$ 9,924,649
City's Proportionate Share of the Net Pension Liability as a Percentage of its Covered Payroll	41.99%	38.84%	259.65%	231.77%
Plan Fiduciary Net Position as a Percentage of the Total OPEB Liability	47.08%	46.57%	14.13%	15.96%

(1) Although this schedule is intended to reflect information for ten years, information prior to 2017 is not available.

Note: The amounts presented for each fiscal year were determined as of the measurement date, which is the prior fiscal year.

City of Lima
Allen County, Ohio
Required Supplementary Information
Schedule of the City's Contributions - OPEB
Last Ten Years

	2020	2019	2018	2017
Ohio Public Employees' Retirement system (OPERS)				
Contractually Required Contribution	\$ 0	\$ 0	\$ 0	\$ 134,009
Contributions in Relation to the Contractually Required Contribution	<u>0</u>	<u>0</u>	<u>0</u>	<u>(134,009)</u>
Contribution Deficiency (Excess)	<u>\$ 0</u>	<u>\$ 0</u>	<u>\$ 0</u>	<u>\$ 0</u>
City's Covered Payroll (1)	\$ 14,076,643	\$ 14,156,614	\$ 13,777,550	\$ 13,400,943
Contributions as a Percentage of Covered Payroll	0.00%	0.00%	0.00%	1.00%
Ohio Police and Fire Pension Fund (OPF)				
Contractually Required Contribution	\$ 52,474	\$ 52,410	\$ 52,995	\$ 50,575
Contributions in Relation to the Contractually Required Contribution	<u>(52,474)</u>	<u>(52,410)</u>	<u>(52,995)</u>	<u>(50,575)</u>
Contribution Deficiency (Excess)	<u>\$ 0</u>	<u>\$ 0</u>	<u>\$ 0</u>	<u>\$ 0</u>
City's Covered Payroll	\$ 10,494,836	\$ 10,481,914	\$ 10,599,006	\$ 10,115,088
Contributions as a Percentage of Covered Payroll	0.50%	0.50%	0.50%	0.50%

(n/a) Beginning in 2016, OPERS used one trust fund as the funding vehicle for all health care plans.; therefore, information prior to 2016 is not presented.

(1) The OPEB plan includes the members from the traditional plan, the combined plan and the member directed plan.

2016	2015	2014	2013	2012	2011
\$ 265,981	n/a	n/a	n/a	n/a	n/a
<u>(265,981)</u>	n/a	n/a	n/a	n/a	n/a
<u>\$ 0</u>	n/a	n/a	n/a	n/a	n/a
\$ 13,299,075	n/a	n/a	n/a	n/a	n/a
2.00%	n/a	n/a	n/a	n/a	n/a
\$ 49,624	\$ 49,014	\$ 46,054	\$ 318,472	\$ 568,059	\$ 607,858
<u>(49,624)</u>	<u>(49,014)</u>	<u>(46,054)</u>	<u>(318,472)</u>	<u>(568,059)</u>	<u>(607,858)</u>
<u>\$ 0</u>	<u>\$ 0</u>	<u>\$ 0</u>	<u>\$ 0</u>	<u>\$ 0</u>	<u>\$ 0</u>
\$ 9,924,649	\$ 9,802,812	\$ 9,176,804	\$ 8,804,031	\$ 8,421,321	\$ 9,011,335
0.50%	0.50%	0.50%	3.62%	6.75%	6.75%

See accompanying notes to the required supplementary information.

City of Lima
Allen County, Ohio
Notes to the Required Supplementary Information
For the Year Ended December 31, 2020

NOTE 1 - NET PENSION LIABILITY

Changes in Assumptions – OPERS

For calendar year 2019, the single discount rate changed from 7.50 percent to 7.20 percent.

Amounts reported in calendar year 2017 reflect an adjustment of the rates of withdrawal, disability, retirement and mortality to more closely reflect actual experience. The expectation of retired life mortality was based on RP-2014 Healthy Annuitant mortality table and RP-2014 Disabled mortality table. The following reductions were also made to the actuarial assumptions:

- Discount rate from 8.00 percent to 7.50 percent
- Wage inflation rate from 3.75 percent to 3.25 percent
- Price inflation from 3.00 percent to 2.50 percent

Changes in Benefit Terms – OPERS

In October 2019, the OPERS Board adopted a change in COLA for post-January 7, 2013 retirees, changing it from three percent simple through 2018 then 2.15 simple to 1.4 percent simple through 2020 the 2.15 percent simple.

Changes in Assumptions – OP&F

For calendar year 2018, the single discount rate changed from 8.25 percent to 8.00 percent

Changes in Benefit Terms – OP&F

No significant changes in benefit terms.

NOTE 2 - NET OPEB LIABILITY

Changes in Assumptions - OPERS

For calendar year 2020, the following changes were made to the actuarial assumptions:

- Discount rate from 3.96 percent to 3.16 percent
- Municipal bond rate from 3.71 percent to 2.75 percent
- Health Care Cost Trend Rate from 10.00 percent to 10.50 percent

For calendar year 2019, the following changes were made to the actuarial assumptions:

- Discount rate from 3.85 percent to 3.96 percent
- Investment rate of return from 6.50 percent to 6.00 percent
- Municipal bond rate from 3.31 percent to 3.71 percent
- Health Care Cost Trend Rate from 7.50 percent to 10.00 percent

For calendar year 2018, the single discount rate changed from 4.23 percent to 3.85 percent.

City of Lima
Allen County, Ohio
Notes to the Required Supplementary Information
For the Year Ended December 31, 2020

Changes in Benefit Terms – OPERS

No significant changes in benefit terms.

Changes in Assumptions – OP&F

For calendar year 2020, the single discount rate decreased from 4.66 percent to 3.56 percent and the municipal bond rate from 4.13 percent to 2.75 percent.

For calendar year 2019, the discount rate increased from 3.24 percent to 4.66 percent and the municipal bond rate from 3.16 percent to 4.13 percent.

For calendar year 2018, the single discount rate changed from 3.79 percent to 3.24 percent.

Changes in Benefit Terms – OP&F

Beginning January 1, 2019 OP&F changed its retiree health care model to a stipend-based health care model. A stipend funded by OP&F will be placed in individual Health Reimbursement Accounts that retirees will use to be reimbursed for health care expenses.

This page intentionally blank.

**COMBINING STATEMENTS FOR
NONMAJOR GOVERNMENTAL FUNDS
AND
INDIVIDUAL FUND SCHEDULES FOR
GOVERNMENTAL FUNDS**



CITY OF LIMA
Allen County, Ohio

Nonmajor Governmental Fund Descriptions

Nonmajor Special Revenue Funds

The special revenue funds are used to account for all specific financial resources (other than major capital projects) that are legally restricted to expenditures for specific purposes. The following are the nonmajor special revenue funds which the City of Lima operates:

Indigent Alcohol Treatment

To account for monies received through the enforcement and implementation of Ohio traffic laws governing operation of a motor vehicle while under the influence of alcohol.

Municipal Probation Services

To account for fees charged by the Court to be used for specified expenses related to placing offenders under a community control sanction.

Drug Enforcement / Education

To account for a portion of fines imposed under the law. Expenditures are authorized only for the enforcement and education relating to laws governing operation of a motor vehicle while under the influence of alcohol.

Traffic / Parking Control

To account for the monies collected from parking meters, tickets and the “Texas Boot” to be used for the purpose of regulating and controlling traffic and parking on public streets. This fund also accounts for the financial activity of the City’s parking garage.

SFY2019 Specialized Dockets Payroll Subsidy

To account for monies from State General Revenue Fund: Specialty Docket Support. The funds can be applied retroactively for the specialized docket staff member’s payroll costs.

JAG 2017-DJ-BX-0421

To account for federal grant that supports a broad range of activities to prevent and control crime and to improve the criminal justice systems.

JAG 2018-DJ-BX-0181

To account for federal grant that supports a broad range of activities to prevent and control crime and to improve the criminal justice systems.

SFY2020 Specialized Dockets Payroll Subsidy

To account for monies from State General Revenue Fund: Specialty Docket Support. The funds can be applied retroactively for the specialized docket staff member’s payroll costs.

Law Enforcement Diversion Grant 19-20

To account for federal grant to be used by the City’s Police Department to provide additional treatment solutions for offenders through the Substance Abuse Assistance for Everyone (SAAFE) program.

Nonmajor Special Revenue Funds (*continued*)

JAG 2019-DJ-BX-0356

To account for federal grant that supports a broad range of activities to prevent and control crime and to improve the criminal justice systems.

ALCAP Operations

To account for sponsorships and donations received for the operations of City-owned GTV-2 used to televise City Council and other events of the City.

ATP Drug Court

To account for state funds received for the enhanced operations of an adult treatment drug court program at Lima Municipal Court.

SFY2021 Specialized Dockets Payroll Subsidy

To account for monies from State General Revenue Fund: Specialty Docket Support. The funds can be applied retroactively for the specialized docket staff member's payroll costs.

JAG 2020-DJ-BX-0501

To account for federal grant that supports a broad range of activities to prevent and control crime and to improve the criminal justice systems.

Recreational Activity

To account for fees received from the various programs and rentals of the public parks and recreational facilities within the City.

Youth Commission Activity

To account for grant monies and contributions used in mentoring/tutoring youth in the after school program.

Weed/Property Cleanup

To account for the fees collected for weed clean-up and board-ups to be used for related clean-up expenses.

State Highway

To account for state-levied and controlled gasoline tax and vehicle license fees for routine maintenance of state highways within the City.

Street Repair

To account for state-levied and controlled gasoline tax and vehicle license fees for routine maintenance of City streets.

Moving Ohio Forward Demo Program

To account for grant monies that may be used for the sole or express purpose of undertaking and completing residential demolition projects.

DOJ-Coronavirus Emergency Supplemental Funding

To account for federal funds received through the Dept. of Justice to assist the City in preventing, preparing for, and responding to the coronavirus pandemic.

Law Enforcement Trust

To account for monies collected from the sale of contraband.

Nonmajor Special Revenue Funds (*continued*)

COPS Asset Forfeiture

To account for asset forfeiture monies collected in Lima Municipal Court which the City uses to support efforts of the West Central Ohio Crime Task Force and other law enforcement programs.

DARE Education Program

To account for state monies that support the Lima Police Department's efforts and activities for drug use prevention in the city schools.

CHIP Housing Improvement

To account for the funds received through the State of Ohio Comprehensive Housing Improvement Program which are used to fund projects benefitting low- and moderate-income persons in the community.

Rehab Property Sales

To account for monies used to provide home inspections and housing loan origination services.

CDBG Federal Block Grant

To account for revenue from the federal government received through the community development grant program and loan repayments for monies loaned to businesses, institutions, and organizations in the City.

HUD Lead Abatement Grant

To account for federal revenue received through HUD's lead-based paint hazard reduction grant program to assist in identifying and controlling lead-based hazards in the City's housing population.

Land Utilization

To account for the City's land reutilization program in which the City acquires delinquent parcels for the purpose of government use or potential resale to new users.

Hotel / Motel Tax

To account for lodging taxes collected, a portion of which is contributed to the convention and visitors' bureau operating within Allen County.

CARES Act Provider Relief Fund

To account for federal funds received pursuant to the Coronavirus Aid, Relief, and Economic Security Act to reimburse eligible healthcare providers for healthcare related expenses or lost revenues attributable to the coronavirus pandemic.

Aquatic Education Grant AQ21-02105

To account for federal grant used to assist the Lima Parks & Recreation Department with the purchase of certain equipment.

Courts Special Projects

To account for specific court costs received that are designated for funding the acquisition and maintenance of special projects for courts.

Law Enforcement Training Assistance

To account for grant monies that reimburses continuing professional training programs for peace officers.

Nonmajor Special Revenue Funds (*continued*)

ALL-Lima Traffic, PID 90949

To account for grant monies to fund traffic improvements.

Indigent Interlock / Alcohol

To account for fines and forfeitures that are to be used solely for driver's ignition interlock systems, and personal alcohol monitoring systems ordered by the Court for "indigent" OVI offenders with multiple convictions.

NS Program

To account for grant monies to stabilize targeted neighborhoods from the effects of foreclosure and declining property values through the Neighborhood Stabilization Program.

County Coronavirus Relief Distribution Fund

To account for federal funds received pursuant to the Coronavirus Aid, Relief, and Economic Security Act (CARES Act), signed into law by the President of the United States, in response the coronavirus pandemic.

Federal Asset Forfeiture

To account for asset forfeiture funds received from the U.S. Department of Justice which are to be used for law enforcement initiatives to remove the tools of crime from criminal organizations, deters crime and deprives wrongdoers of their criminal proceeds, and recovers property that may be used to compensate victims.

Special Gifts / Memorials

To account for monies received by the City by deed of gift, devise, or bequest which is to be used within the provisions or conditions of the deed of gift, devise or bequest.

The following nonmajor special revenue funds are included with the general fund for GAAP reporting purposes as they do not have a restricted or committed revenue source.

Treasurer's Trust

Capital Replacements

Insurance Repairs

Nonmajor Capital Projects Funds

Capital Projects Funds are used to account for the financial resources to be used for the acquisition or construction of major capital facilities, other than those financed by the proprietary or nonexpendable trust funds.

Legal Research/Computer Fund

To account for monies received for specific court fines that are designated for the necessary maintenance, training, equipment, legal research and other necessities associated with the computerization of Municipal Court.

Court Computerization

To account for specific court fines that are designated for fund the acquisition and maintenance of computerized equipment or software for the courts.

Jackson St. & Findlay Intersection Alignment

To account for state monies to fund the Jackson Street and Findlay Street intersection alignment project.

Nonmajor Capital Projects Funds (continued)

Hospital Intersection Improvements

To account for state monies to fund pedestrian safety improvements at the Market/Collett Street intersection near St. Rita's Medical Center, as well as traffic route improvements at the Lima Memorial Hospital campus.

Special Assessments

To account for monies received from taxpayers for certain property maintenance, sidewalks, and storm water work performed by the City. Special assessments are collected over a number of years.

ALL-Lima Hospital / Education Corridor

To account for state monies to fund street traffic calming and pedestrian safety improvements to the City's 'Health Education Corridor,' an area including Bellefontaine and Market Streets from I-75 West to North Jameson Avenue.

State Issue II

To account for state monies for various street resurfacing and preserve the grade of existing curbs.

ALL-Lima RRGs

To account for grant monies to fund improvements to the railroad grade separation on Bellefontaine Street in Lima.

Fire Vehicles

To account for bond proceeds received to fund the purchase of certain Fire Department vehicles.

Central Service Roof

To account for bond proceeds received to fund the costs associated with repairs to fire stations.

Police Cruisers and Equipment

To account for bond proceeds received to fund the purchase of equipment and vehicles for the Police Department.

Note Issue, Government Projects

To account for note proceeds received to fund the purchase and installation of computer equipment for the Hall of Justice, and vehicles and equipment for the Fire Department.

2015 Note Issue, Government Projects

To account for the note proceeds received to fund the purchase of equipment and vehicles for the police, fire and public works department

ODNR-ALLE-003C Schoonover Lake Dam Restoration

To account for the state monies received to fund a portion of the Schoonover Lake Dam restoration project.

2017 Land & Water Conservation Fund-Schoonover Park

To account for the state monies received for the improvements at Schoonover Park.

Johnny Appleseed 2019 Cooperative Park Improvement Grant

To account for grant monies to be used to replace outdated and update with handicap accessible playground equipment in the parks.

Nonmajor Capital Projects Funds (*continued*)

2018 Bond-Schoonover Lake Dam

To account for the bond proceeds received to fund a portion of the Schoonover Lake Dam restoration project.

2018 Bond-Hall of Justice Renovation

To account for the bond proceeds received to fund the renovation of the Hall of Justice.

2018 Bond-Street Department Vehicles

To account for the bond proceeds received to fund the purchase of equipment and vehicles for the public works street department.

ODNR Natureworks Grant - Lincoln Park

To account for state monies to be used to purchase certain playground equipment as part of a city-wide effort for parks improvements.

Lima Memorial Hospital Grant-Lincoln Park

To account for the local grant monies to be used to purchase certain playground equipment as part of a city-wide effort for parks improvements.

Ford Grant – Lincoln Park

To account for local grant monies to be used to purchase certain playground equipment as part of a city-wide effort for parks improvements.

Nonmajor Debt Service Funds

Debt Service Funds are used to account for the accumulation of resources for, and the payment of, general long-term principal, interest and related costs.

General Debt Service

To account for the general obligation bond principal and interest that is paid from governmental revenues of the City.

Special Assessment Debt Service

To account for the special assessment bond principal and interest payments that are provided through the special assessment levies against certain properties in the City.

CITY OF LIMA
Allen County, Ohio

Combining Balance Sheet
Nonmajor Governmental Funds
December 31, 2020

	Nonmajor Special Revenue	Nonmajor Capital Projects	Nonmajor Debt Service	Total Nonmajor Governmental Funds
Assets & Deferred Outflows of Resources				
Assets:				
Equity in Pooled Cash and Cash Equivalents	\$ 5,356,520	\$ 1,197,462	\$ 68,810	\$ 6,622,792
Receivables:				
Taxes	41,584	0	0	41,584
Accounts	305,381	69,728	0	375,109
Intergovernmental	1,668,893	106,300	0	1,775,193
Special Assessments	11,173,495	0	680,540	11,854,035
Interfund	0	0	52,400	52,400
Accrued Interest	0	0	616	616
Materials and Supplies Inventory	28,466	0	0	28,466
Due From Other Funds	0	0	155,410	155,410
Notes Receivable	30,187	0	0	30,187
Prepaid Items	2,244	61,540	0	63,784
Restricted assets:				
Cash and Cash Equivalents with Fiscal and Escrow Agents	0	0	12,694	12,694
<i>Total Assets & Deferred Outflows of Resources</i>	<u>\$ 18,606,770</u>	<u>\$ 1,435,030</u>	<u>\$ 970,470</u>	<u>\$ 21,012,270</u>
Liabilities & Deferred Inflows of Resources				
Liabilities:				
Accounts Payable	\$ 66,619	\$ 13,717	\$ 0	\$ 80,336
Contracts Payable	835,637	45,803	0	881,440
Interfund Payable	1,947	52,400	0	54,347
Accrued Wages	41,001	1,253	0	42,254
Retainages Payable	0	383,826	0	383,826
Intergovernmental Payable	10,349	2,001	0	12,350
Due to Other Funds	0	155,410	0	155,410
Advances from Other Funds	8,825	162,488	120,178	291,491
<i>Total Liabilities</i>	<u>964,378</u>	<u>816,898</u>	<u>120,178</u>	<u>1,901,454</u>
Deferred Inflows of Resources				
Unavailable Revenue, Grants and Special Assessments	11,803,008	0	680,540	12,483,548
<i>Total Deferred Inflows of Resources</i>	<u>11,803,008</u>	<u>0</u>	<u>680,540</u>	<u>12,483,548</u>
Total Liabilities & Deferred Inflows of Resources	<u>12,767,386</u>	<u>816,898</u>	<u>800,718</u>	<u>14,385,002</u>
Fund Balances				
Nonspendable	30,710	61,540	0	92,250
Restricted	5,009,333	843,182	0	5,852,515
Committed	804,891	195,726	0	1,000,617
Assigned	0	0	284,929	284,929
Unassigned	(5,550)	(482,316)	(115,177)	(603,043)
Total Fund Balances	<u>5,839,384</u>	<u>618,132</u>	<u>169,752</u>	<u>6,627,268</u>
<i>Total Liabilities, Deferred Inflows of Resources and Fund Balances</i>	<u>\$ 18,606,770</u>	<u>\$ 1,435,030</u>	<u>\$ 970,470</u>	<u>\$ 21,012,270</u>

CITY OF LIMA
Allen County, Ohio

Combining Statement of Revenues, Expenditures, and Changes in Fund Balances
Nonmajor Governmental Funds
For the Year Ended December 31, 2020

	Non-Major Special Revenue	Non-Major Capital Projects	Non-Major Debt Service	Total Nonmajor Governmental Funds
Revenues:				
Other Local Taxes	\$ 181,905	\$ 0	\$ 0	\$ 181,905
Intergovernmental	9,525,286	3,221,466	2,492	12,749,244
Charges for Services	534,088	0	0	534,088
Fines and Forfeitures	921,639	180,931	0	1,102,570
Special Assessments	0	8,911	66,677	75,588
Contributions and Donations	53,050	0	0	53,050
Investment Income	10,873	154	8,095	19,122
Miscellaneous	74,002	441	0	74,443
Total Revenues	<u>11,300,843</u>	<u>3,411,903</u>	<u>77,264</u>	<u>14,790,010</u>
Expenditures:				
Current:				
Security of Persons and Property	3,322,260	0	0	3,322,260
Leisure Time Activities	46,079	0	0	46,079
Community Environment	1,530,374	0	0	1,530,374
Transportation	2,433,641	0	0	2,433,641
General Government	973,820	0	0	973,820
Capital Outlay	2,434,136	3,987,678	0	6,421,814
Debt Service:				
Principal Retirement	2,588	0	984,750	987,338
Interest and Fiscal Charges	6,509	4,468	249,892	260,869
Total Expenditures	<u>10,749,407</u>	<u>3,992,146</u>	<u>1,234,642</u>	<u>15,976,195</u>
Excess of Revenues Over (Under) Expenditures	<u>551,436</u>	<u>(580,243)</u>	<u>(1,157,378)</u>	<u>(1,186,185)</u>
Other Financing Sources (Uses):				
Transfers-In	73,204	60,290	1,227,996	1,361,490
Transfers-Out	(29,304)	0	(60,290)	(89,594)
Total Other Financing Sources (Uses)	<u>43,900</u>	<u>60,290</u>	<u>1,167,706</u>	<u>1,271,896</u>
Net Change in Fund Balance	595,336	(519,953)	10,328	85,711
Fund Balance Beginning of Year	<u>5,244,048</u>	<u>1,138,085</u>	<u>159,424</u>	<u>6,541,557</u>
Fund Balance End of Year	<u>\$ 5,839,384</u>	<u>\$ 618,132</u>	<u>\$ 169,752</u>	<u>\$ 6,627,268</u>

CITY OF LIMA
Allen County, Ohio
Combining Balance Sheet
Nonmajor Special Revenue Funds
December 31, 2020

	Indigent Alcohol Treatment	Municipal Probation Services	Drug Enforcement / Education	Traffic / Parking Control
Assets & Deferred Outflows of Resources				
Assets:				
Equity in Pooled Cash and Cash Equivalents	\$ 398,216	\$ 107,832	\$ 19,606	\$ 376,760
Receivables:				
Taxes	0	0	0	0
Accounts	18,671	24,429	1,396	74
Intergovernmental	0	0	0	0
Special Assessments	0	0	0	0
Materials and Supplies Inventory	0	0	0	0
Notes Receivable	0	0	0	0
Prepaid Items	0	0	0	0
<i>Total Assets & Deferred Outflows of Resources</i>	<u>\$ 416,887</u>	<u>\$ 132,261</u>	<u>\$ 21,002</u>	<u>\$ 376,834</u>
Liabilities & Deferred Inflows of Resources				
Liabilities:				
Accounts Payable	\$ 3,939	\$ 0	\$ 0	\$ 214
Contracts Payable	0	0	0	0
Interfund Payable	0	0	0	0
Accrued Wages	0	1,862	0	0
Intergovernmental Payable	0	100	0	0
Advances from Other Funds	0	0	0	0
<i>Total Liabilities</i>	<u>3,939</u>	<u>1,962</u>	<u>0</u>	<u>214</u>
Deferred Inflows of Resources				
Unavailable Revenue, Grants and Special Assessments	0	0	0	0
<i>Total Deferred Inflows of Resources</i>	<u>0</u>	<u>0</u>	<u>0</u>	<u>0</u>
Total Liabilities & Deferred Inflows of Resources	<u>3,939</u>	<u>1,962</u>	<u>0</u>	<u>214</u>
Fund Balances				
Nonspendable	0	0	0	0
Restricted	412,948	130,299	21,002	0
Committed	0	0	0	376,620
Unassigned	0	0	0	0
Total Fund Balances	<u>412,948</u>	<u>130,299</u>	<u>21,002</u>	<u>376,620</u>
<i>Total Liabilities, Deferred Inflows of Resources and Fund Balances</i>	<u>\$ 416,887</u>	<u>\$ 132,261</u>	<u>\$ 21,002</u>	<u>\$ 376,834</u>

SFY2019 Specialized Dockets Payroll Subsidy	JAG 2017-DJ-BX-0 421	JAG 2018-DJ-BX-0 181	SFY2020 Specialized Dockets Payroll Subsidy	Law Enforcement Diversion Grant 19-20	ALCAP Operations	ATP Drug Court
\$ 0	\$ 0	\$ 2	\$ 0	\$ 0	\$ 37	\$ 20,889
0	0	0	0	0	0	0
0	0	0	0	0	0	0
0	0	408	0	0	0	0
0	0	0	0	0	0	0
0	0	0	0	0	0	0
0	0	0	0	0	0	0
0	0	0	0	0	0	0
<u>\$ 0</u>	<u>\$ 0</u>	<u>\$ 410</u>	<u>\$ 0</u>	<u>\$ 0</u>	<u>\$ 37</u>	<u>\$ 20,889</u>
\$ 0	\$ 0	\$ 0	\$ 0	\$ 0	\$ 0	\$ 2,796
0	0	0	0	0	0	0
0	0	0	0	0	0	0
0	0	0	0	0	0	0
0	0	0	0	0	0	0
0	0	410	0	0	0	0
<u>0</u>	<u>0</u>	<u>410</u>	<u>0</u>	<u>0</u>	<u>0</u>	<u>2,796</u>
0	0	0	0	0	0	0
0	0	0	0	0	0	0
0	0	410	0	0	0	2,796
0	0	0	0	0	0	0
0	0	0	0	0	0	18,093
0	0	0	0	0	37	0
0	0	0	0	0	0	0
<u>0</u>	<u>0</u>	<u>0</u>	<u>0</u>	<u>0</u>	<u>37</u>	<u>18,093</u>
<u>\$ 0</u>	<u>\$ 0</u>	<u>\$ 410</u>	<u>\$ 0</u>	<u>\$ 0</u>	<u>\$ 37</u>	<u>\$ 20,889</u>

(continued)

CITY OF LIMA
Allen County, Ohio
Combining Balance Sheet
Nonmajor Special Revenue Funds
December 31, 2020

	SFY2021 Specialized Dockets Payroll Subsidy	Recreational Activity	Youth Commission Activity	Weed / Property Cleanup
Assets & Deferred Outflows of Resources				
Assets:				
Equity in Pooled Cash and Cash Equivalents	\$ 0	\$ 82,490	\$ 58,898	\$ 6,274
Receivables:				
Taxes	0	0	0	0
Accounts	0	0	0	0
Intergovernmental	0	0	0	0
Special Assessments	0	0	0	8,388,088
Materials and Supplies Inventory	0	0	0	0
Notes Receivable	0	0	0	0
Prepaid Items	0	0	0	0
<i>Total Assets & Deferred Outflows of Resources</i>	<u>\$ 0</u>	<u>\$ 82,490</u>	<u>\$ 58,898</u>	<u>\$ 8,394,362</u>
Liabilities & Deferred Inflows of Resources				
Liabilities:				
Accounts Payable	\$ 0	\$ 441	\$ 253	\$ 9,734
Contracts Payable	0	0	0	0
Interfund Payable	0	0	0	0
Accrued Wages	0	0	0	0
Intergovernmental Payable	0	0	316	0
Advances from Other Funds	0	0	0	0
<i>Total Liabilities</i>	<u>0</u>	<u>441</u>	<u>569</u>	<u>9,734</u>
Deferred Inflows of Resources				
Unavailable Revenue, Grants and Special Assessments	0	0	0	8,388,088
<i>Total Deferred Inflows of Resources</i>	<u>0</u>	<u>0</u>	<u>0</u>	<u>8,388,088</u>
Total Liabilities & Deferred Inflows of Resources	<u>0</u>	<u>441</u>	<u>569</u>	<u>8,397,822</u>
Fund Balances				
Nonspendable	0	0	0	0
Restricted	0	0	0	0
Committed	0	82,049	58,329	0
Unassigned	0	0	0	(3,460)
Total Fund Balances	<u>0</u>	<u>82,049</u>	<u>58,329</u>	<u>(3,460)</u>
<i>Total Liabilities, Deferred Inflows of Resources and Fund Balances</i>	<u>\$ 0</u>	<u>\$ 82,490</u>	<u>\$ 58,898</u>	<u>\$ 8,394,362</u>

<u>State Highway</u>	<u>Street Repair</u>	<u>Moving Ohio Forward Demo Program</u>	<u>DOJ-Coronavirus Emergency Supplemental Funding</u>	<u>Law Enforcement Trust</u>	<u>COPS Asset Forfeiture</u>	<u>DARE Education Program</u>
\$ 344,601	\$ 807,643	\$ 33,821	\$ 0	\$ 30,771	\$ 114,878	\$ 7,183
0	0	0	0	0	0	0
0	719	0	0	2,042	0	0
49,000	735,000	0	10,365	0	0	0
0	0	255,015	0	0	0	0
0	28,466	0	0	0	0	0
0	0	0	0	0	0	0
0	2,244	0	0	0	0	0
<u>\$ 393,601</u>	<u>\$ 1,574,072</u>	<u>\$ 288,836</u>	<u>\$ 10,365</u>	<u>\$ 32,813</u>	<u>\$ 114,878</u>	<u>\$ 7,183</u>
\$ 0	\$ 16,605	\$ 0	\$ 2,093	\$ 0	\$ 0	\$ 0
0	11,770	0	0	0	0	0
0	0	0	1,947	0	0	0
0	31,939	0	0	0	0	0
0	5,506	0	0	0	0	0
0	0	0	8,415	0	0	0
<u>0</u>	<u>65,820</u>	<u>0</u>	<u>12,455</u>	<u>0</u>	<u>0</u>	<u>0</u>
38,889	590,624	255,015	0	0	0	0
<u>38,889</u>	<u>590,624</u>	<u>255,015</u>	<u>0</u>	<u>0</u>	<u>0</u>	<u>0</u>
38,889	656,444	255,015	12,455	0	0	0
0	30,710	0	0	0	0	0
354,712	886,918	33,821	0	32,813	114,878	7,183
0	0	0	0	0	0	0
0	0	0	(2,090)	0	0	0
<u>354,712</u>	<u>917,628</u>	<u>33,821</u>	<u>(2,090)</u>	<u>32,813</u>	<u>114,878</u>	<u>7,183</u>
<u>\$ 393,601</u>	<u>\$ 1,574,072</u>	<u>\$ 288,836</u>	<u>\$ 10,365</u>	<u>\$ 32,813</u>	<u>\$ 114,878</u>	<u>\$ 7,183</u>

(continued)

CITY OF LIMA
Allen County, Ohio
Combining Balance Sheet
Nonmajor Special Revenue Funds
December 31, 2020

	<u>CHIP Housing Improvement</u>	<u>Rehab Property Sales</u>	<u>CDBG Federal Block Grant</u>	<u>HUD Lead Abatement Grant</u>
Assets & Deferred Outflows of Resources				
Assets:				
Equity in Pooled Cash and Cash Equivalents	\$ 214,506	\$ 71,613	\$ 17,027	\$ 0
Receivables:				
Taxes	0	0	0	0
Accounts	0	0	0	0
Intergovernmental	11,800	0	243,767	0
Special Assessments	0	0	2,530,392	0
Materials and Supplies Inventory	0	0	0	0
Notes Receivable	27,602	0	2,585	0
Prepaid Items	0	0	0	0
<i>Total Assets & Deferred Outflows of Resources</i>	<u>\$ 253,908</u>	<u>\$ 71,613</u>	<u>\$ 2,793,771</u>	<u>\$ 0</u>
Liabilities & Deferred Inflows of Resources				
Liabilities:				
Accounts Payable	\$ 13,167	\$ 0	\$ 17,293	\$ 0
Contracts Payable	0	0	207,698	0
Interfund Payable	0	0	0	0
Accrued Wages	0	470	5,189	0
Intergovernmental Payable	0	137	1,210	0
Advances from Other Funds	0	0	0	0
<i>Total Liabilities</i>	<u>13,167</u>	<u>607</u>	<u>231,390</u>	<u>0</u>
Deferred Inflows of Resources				
Unavailable Revenue, Grants and Special Assessments	0	0	2,530,392	0
<i>Total Deferred Inflows of Resources</i>	<u>0</u>	<u>0</u>	<u>2,530,392</u>	<u>0</u>
Total Liabilities & Deferred Inflows of Resources	<u>13,167</u>	<u>607</u>	<u>2,761,782</u>	<u>0</u>
Fund Balances				
Nonspendable	0	0	0	0
Restricted	240,741	71,006	31,989	0
Committed	0	0	0	0
Unassigned	0	0	0	0
Total Fund Balances	<u>240,741</u>	<u>71,006</u>	<u>31,989</u>	<u>0</u>
<i>Total Liabilities, Deferred Inflows of Resources and Fund Balances</i>	<u>\$ 253,908</u>	<u>\$ 71,613</u>	<u>\$ 2,793,771</u>	<u>\$ 0</u>

<u>Land Utilization</u>	<u>Hotel/Motel Tax</u>	<u>CARES Act Provider Relief Fund</u>	<u>Aquatic Education Grant, AQ21-02105</u>	<u>Courts Special Projects</u>	<u>Law Enforcement Training Assistance</u>	<u>ALL-LIMA-TRAFFIC, PID 90949</u>
\$ 10,905	\$ 235,367	\$ 17,787	\$ 6,090	\$ 2,075,882	\$ 53,055	\$ 0
0	41,584	0	0	0	0	0
0	0	0	0	237,586	0	0
0	0	0	0	0	0	616,169
0	0	0	0	0	0	0
0	0	0	0	0	0	0
0	0	0	0	0	0	0
0	0	0	0	0	0	0
<u>\$ 10,905</u>	<u>\$ 276,951</u>	<u>\$ 17,787</u>	<u>\$ 6,090</u>	<u>\$ 2,313,468</u>	<u>\$ 53,055</u>	<u>\$ 616,169</u>
\$ 0	\$ 0	\$ 0	\$ 0	\$ 84	\$ 0	\$ 0
0	0	0	0	0	0	616,169
0	0	0	0	0	0	0
0	0	0	0	1,541	0	0
0	0	0	0	3,080	0	0
0	0	0	0	0	0	0
<u>0</u>	<u>0</u>	<u>0</u>	<u>0</u>	<u>4,705</u>	<u>0</u>	<u>616,169</u>
<u>0</u>	<u>0</u>	<u>0</u>	<u>0</u>	<u>0</u>	<u>0</u>	<u>0</u>
<u>0</u>	<u>0</u>	<u>0</u>	<u>0</u>	<u>0</u>	<u>0</u>	<u>0</u>
<u>0</u>	<u>0</u>	<u>0</u>	<u>0</u>	<u>4,705</u>	<u>0</u>	<u>616,169</u>
0	0	0	0	0	0	0
0	0	17,787	6,090	2,308,763	53,055	0
10,905	276,951	0	0	0	0	0
0	0	0	0	0	0	0
<u>10,905</u>	<u>276,951</u>	<u>17,787</u>	<u>6,090</u>	<u>2,308,763</u>	<u>53,055</u>	<u>0</u>
<u>\$ 10,905</u>	<u>\$ 276,951</u>	<u>\$ 17,787</u>	<u>\$ 6,090</u>	<u>\$ 2,313,468</u>	<u>\$ 53,055</u>	<u>\$ 616,169</u>

(continued)

CITY OF LIMA
Allen County, Ohio
Combining Balance Sheet
Nonmajor Special Revenue Funds
December 31, 2020

	<u>Indigent Interlock / Alcohol</u>	<u>NS Program</u>	<u>County Coronavirus Relief Distribution Fund</u>	<u>Federal Asset Forfeiture</u>
Assets & Deferred Outflows of Resources				
Assets:				
Equity in Pooled Cash and Cash Equivalents	\$ 72,125	\$ 0	\$ 0	\$ 7,869
Receivables:				
Taxes	0	0	0	0
Accounts	20,464	0	0	0
Intergovernmental	2,384	0	0	0
Special Assessments	0	0	0	0
Materials and Supplies Inventory	0	0	0	0
Notes Receivable	0	0	0	0
Prepaid Items	0	0	0	0
<i>Total Assets & Deferred Outflows of Resources</i>	<u>\$ 94,973</u>	<u>\$ 0</u>	<u>\$ 0</u>	<u>\$ 7,869</u>
Liabilities & Deferred Inflows of Resources				
Liabilities:				
Accounts Payable	\$ 0	\$ 0	\$ 0	\$ 0
Contracts Payable	0	0	0	0
Interfund Payable	0	0	0	0
Accrued Wages	0	0	0	0
Intergovernmental Payable	0	0	0	0
Advances from Other Funds	0	0	0	0
<i>Total Liabilities</i>	<u>0</u>	<u>0</u>	<u>0</u>	<u>0</u>
Deferred Inflows of Resources				
Unavailable Revenue, Grants and Special Assessments	0	0	0	0
<i>Total Deferred Inflows of Resources</i>	<u>0</u>	<u>0</u>	<u>0</u>	<u>0</u>
Total Liabilities & Deferred Inflows of Resources	<u>0</u>	<u>0</u>	<u>0</u>	<u>0</u>
Fund Balances				
Nonspendable	0	0	0	0
Restricted	94,973	0	0	7,869
Committed	0	0	0	0
Unassigned	0	0	0	0
Total Fund Balances	<u>94,973</u>	<u>0</u>	<u>0</u>	<u>7,869</u>
<i>Total Liabilities, Deferred Inflows of Resources and Fund Balances</i>	<u>\$ 94,973</u>	<u>\$ 0</u>	<u>\$ 0</u>	<u>\$ 7,869</u>

<u>Special Gifts / Memorials</u>	<u>Total Nonmajor Special Revenue Funds</u>
\$ 164,393	\$ 5,356,520
0	41,584
0	305,381
0	1,668,893
0	11,173,495
0	28,466
0	30,187
0	2,244
<u>\$ 164,393</u>	<u>\$ 18,606,770</u>

\$ 0	\$ 66,619
0	835,637
0	1,947
0	41,001
0	10,349
0	8,825
<u>0</u>	<u>964,378</u>

<u>0</u>	<u>11,803,008</u>
<u>0</u>	<u>11,803,008</u>
<u>0</u>	<u>12,767,386</u>

0	30,710
164,393	5,009,333
0	804,891
0	(5,550)
<u>164,393</u>	<u>5,839,384</u>

<u>\$ 164,393</u>	<u>\$ 18,606,770</u>
-------------------	----------------------

CITY OF LIMA
Allen County, Ohio

*Combining Statement of Revenues, Expenditures, and Changes in Fund Balances
 Nonmajor Special Revenue Funds
 For the Year Ended December 31, 2020*

	Indigent Alcohol Treatment	Municipal Probation Services	Drug Enforcement / Education	Traffic / Parking Control
Revenues:				
Other Local Taxes	\$ 0	\$ 0	\$ 0	\$ 0
Intergovernmental	0	2,118	0	280
Charges for Services	0	0	0	23,141
Fines and Forfeitures	49,971	70,437	3,504	(1,339)
Contributions and Donations	0	0	0	0
Investment Income	0	0	0	0
Miscellaneous	0	4	0	11
Total Revenues	<u>49,971</u>	<u>72,559</u>	<u>3,504</u>	<u>22,093</u>
Expenditures:				
Current:				
Security of Persons and Property	97,424	60,851	0	0
Leisure Time Activities	0	0	0	0
Community Environment	0	0	0	0
Transportation	0	0	0	39,372
General Government	0	0	0	0
Capital Outlay	0	0	0	0
Principal Retirement	0	0	0	0
Interest and Fiscal Charges	0	0	0	0
Total Expenditures	<u>97,424</u>	<u>60,851</u>	<u>0</u>	<u>39,372</u>
Excess of Revenues Over (Under) Expenditures	<u>(47,453)</u>	<u>11,708</u>	<u>3,504</u>	<u>(17,279)</u>
Other Financing Sources (Uses):				
Transfers-In	0	0	0	0
Transfers-Out	0	0	0	0
Total Other Financing Sources (Uses)	<u>0</u>	<u>0</u>	<u>0</u>	<u>0</u>
Net Change in Fund Balance	(47,453)	11,708	3,504	(17,279)
Fund Balance Beginning of Year	460,401	118,591	17,498	393,899
Fund Balance End of Year	<u>\$ 412,948</u>	<u>\$ 130,299</u>	<u>\$ 21,002</u>	<u>\$ 376,620</u>

SFY2019 Specialized Dockets Payroll Subsidy	JAG 2017-DJ-BX-0 421	JAG 2018-DJ-BX-0 181	SFY2020 Specialized Dockets Payroll Subsidy	Law Enforcement Diversion Grant 19-20	JAG 2019-DJ-BX-0 356	ALCAP Operations
\$ 0	\$ 0	\$ 0	\$ 0	\$ 0	\$ 0	\$ 0
0	19,726	818	0	515	0	0
0	0	0	0	0	0	0
0	0	0	0	0	0	0
0	0	0	0	0	0	0
0	0	0	0	0	0	0
0	0	0	0	0	0	0
<u>0</u>	<u>19,726</u>	<u>818</u>	<u>0</u>	<u>515</u>	<u>0</u>	<u>0</u>
0	19,726	818	0	515	0	0
0	0	0	0	0	0	0
0	0	0	0	0	0	0
0	0	0	0	0	0	0
(6,118)	0	0	27,450	0	0	8,363
0	0	0	0	0	0	0
0	0	0	0	0	0	0
0	0	0	0	0	0	0
<u>(6,118)</u>	<u>19,726</u>	<u>818</u>	<u>27,450</u>	<u>515</u>	<u>0</u>	<u>8,363</u>
<u>6,118</u>	<u>0</u>	<u>0</u>	<u>(27,450)</u>	<u>0</u>	<u>0</u>	<u>(8,363)</u>
0	0	0	0	0	0	8,900
0	0	0	0	0	0	0
0	0	0	0	0	0	8,900
6,118	0	0	(27,450)	0	0	537
(6,118)	0	0	27,450	0	0	(500)
<u>\$ 0</u>	<u>\$ 0</u>	<u>\$ 0</u>	<u>\$ 0</u>	<u>\$ 0</u>	<u>\$ 0</u>	<u>\$ 37</u>

(continued)

CITY OF LIMA
Allen County, Ohio

Combining Statement of Revenues, Expenditures, and Changes in Fund Balances
Nonmajor Special Revenue Funds
For the Year Ended December 31, 2020

	ATP Drug Court	SFY2021 Specialized Dockets Payroll Subsidy	JAG 2020-DJ-BX-0 501	Recreational Activity
Revenues:				
Other Local Taxes	\$ 0	\$ 0	\$ 0	\$ 0
Intergovernmental	25,175	30,000	0	0
Charges for Services	0	0	0	7,755
Fines and Forfeitures	0	0	0	0
Contributions and Donations	0	0	0	0
Investment Income	0	0	0	0
Miscellaneous	0	0	0	3
Total Revenues	<u>25,175</u>	<u>30,000</u>	<u>0</u>	<u>7,758</u>
Expenditures:				
Current:				
Security of Persons and Property	7,082	0	0	0
Leisure Time Activities	0	0	0	7,107
Community Environment	0	0	0	0
Transportation	0	0	0	0
General Government	0	30,000	0	0
Capital Outlay	0	0	0	0
Principal Retirement	0	0	0	0
Interest and Fiscal Charges	0	0	0	0
Total Expenditures	<u>7,082</u>	<u>30,000</u>	<u>0</u>	<u>7,107</u>
Excess of Revenues Over (Under) Expenditures	<u>18,093</u>	<u>0</u>	<u>0</u>	<u>651</u>
Other Financing Sources (Uses):				
Transfers-In	0	0	0	0
Transfers-Out	0	0	0	0
Total Other Financing Sources (Uses)	<u>0</u>	<u>0</u>	<u>0</u>	<u>0</u>
Net Change in Fund Balance	18,093	0	0	651
Fund Balance Beginning of Year	<u>0</u>	<u>0</u>	<u>0</u>	<u>81,398</u>
Fund Balance End of Year	<u>\$ 18,093</u>	<u>\$ 0</u>	<u>\$ 0</u>	<u>\$ 82,049</u>

Youth Commission Activity	Weed / Property Cleanup	State Highway	Street Repair	Moving Ohio Forward Demo Program	DOJ-Coronav irus Emergency Supplemental Funding	Law Enforcement Trust
\$ 0	\$ 0	\$ 0	\$ 0	\$ 0	\$ 0	\$ 0
272	0	133,185	2,114,743	75	69,600	0
0	313,776	0	185,145	0	0	0
0	0	0	0	0	0	4,864
30,000	0	0	0	0	0	0
0	0	3,030	5,306	0	0	0
3	0	0	24,285	0	3	0
<u>30,275</u>	<u>313,776</u>	<u>136,215</u>	<u>2,329,479</u>	<u>75</u>	<u>69,603</u>	<u>4,864</u>
0	0	0	0	0	71,693	0
21,430	0	0	0	0	0	0
0	306,317	0	0	3,063	0	0
0	0	97,738	2,279,192	0	0	0
0	0	0	0	0	0	0
0	0	0	1,293	0	0	0
0	0	0	2,588	0	0	0
0	0	0	6,509	0	0	0
<u>21,430</u>	<u>306,317</u>	<u>97,738</u>	<u>2,289,582</u>	<u>3,063</u>	<u>71,693</u>	<u>0</u>
<u>8,845</u>	<u>7,459</u>	<u>38,477</u>	<u>39,897</u>	<u>(2,988)</u>	<u>(2,090)</u>	<u>4,864</u>
35,000	0	0	0	0	0	0
0	0	0	0	0	0	0
<u>35,000</u>	<u>0</u>	<u>0</u>	<u>0</u>	<u>0</u>	<u>0</u>	<u>0</u>
43,845	7,459	38,477	39,897	(2,988)	(2,090)	4,864
14,484	(10,919)	316,235	877,731	36,809	0	27,949
<u>\$ 58,329</u>	<u>\$ (3,460)</u>	<u>\$ 354,712</u>	<u>\$ 917,628</u>	<u>\$ 33,821</u>	<u>\$ (2,090)</u>	<u>\$ 32,813</u>

(continued)

CITY OF LIMA
Allen County, Ohio

*Combining Statement of Revenues, Expenditures, and Changes in Fund Balances
 Nonmajor Special Revenue Funds
 For the Year Ended December 31, 2020*

	COPS Asset Forfeiture	DARE Program	CHIP Housing Improvement	Rehab Property Sales
Revenues:				
Other Local Taxes	\$ 0	\$ 0	\$ 0	\$ 0
Intergovernmental	1,187	7,453	281,606	1,630
Charges for Services	0	0	0	0
Fines and Forfeitures	0	0	0	0
Contributions and Donations	0	0	0	0
Investment Income	0	0	940	0
Miscellaneous	0	0	5	25,274
Total Revenues	<u>1,187</u>	<u>7,453</u>	<u>282,551</u>	<u>26,904</u>
Expenditures:				
Current:				
Security of Persons and Property	37,099	5,354	0	0
Leisure Time Activities	0	0	0	0
Community Environment	0	0	106,913	59,944
Transportation	0	0	0	0
General Government	0	0	0	0
Capital Outlay	0	0	0	0
Principal Retirement	0	0	0	0
Interest and Fiscal Charges	0	0	0	0
Total Expenditures	<u>37,099</u>	<u>5,354</u>	<u>106,913</u>	<u>59,944</u>
Excess of Revenues Over (Under) Expenditures	<u>(35,912)</u>	<u>2,099</u>	<u>175,638</u>	<u>(33,040)</u>
Other Financing Sources (Uses):				
Transfers-In	0	0	0	0
Transfers-Out	0	0	0	0
Total Other Financing Sources (Uses)	<u>0</u>	<u>0</u>	<u>0</u>	<u>0</u>
Net Change in Fund Balance	(35,912)	2,099	175,638	(33,040)
Fund Balance Beginning of Year	<u>150,790</u>	<u>5,084</u>	<u>65,103</u>	<u>104,046</u>
Fund Balance End of Year	<u>\$ 114,878</u>	<u>\$ 7,183</u>	<u>\$ 240,741</u>	<u>\$ 71,006</u>

CDBG Federal Block Grant	HUD Lead Abatement Grant	Land Utilization	Hotel/Motel Tax	CARES Act Provider Relief Fund	Aquatic Education Grant, AQ21-02105	Courts Special Projects
\$ 0	\$ 0	\$ 0	\$ 181,905	\$ 0	\$ 0	\$ 0
987,302	4,792	0	0	17,808	6,090	8,967
4,271	0	0	0	0	0	0
0	0	2,313	0	0	0	731,763
0	0	0	0	0	0	0
0	0	0	0	(21)	0	0
4,342	0	0	0	0	0	19,994
<u>995,915</u>	<u>4,792</u>	<u>2,313</u>	<u>181,905</u>	<u>17,787</u>	<u>6,090</u>	<u>760,724</u>
0	0	0	0	0	0	0
0	0	0	0	0	0	0
1,035,961	4,792	5,699	0	0	0	0
0	0	0	0	0	0	0
0	0	0	126,297	0	0	429,758
0	0	0	0	0	0	0
0	0	0	0	0	0	0
0	0	0	0	0	0	0
<u>1,035,961</u>	<u>4,792</u>	<u>5,699</u>	<u>126,297</u>	<u>0</u>	<u>0</u>	<u>429,758</u>
<u>(40,046)</u>	<u>0</u>	<u>(3,386)</u>	<u>55,608</u>	<u>17,787</u>	<u>6,090</u>	<u>330,966</u>
29,304	0	0	0	0	0	0
<u>0</u>	<u>0</u>	<u>0</u>	<u>0</u>	<u>0</u>	<u>0</u>	<u>0</u>
<u>29,304</u>	<u>0</u>	<u>0</u>	<u>0</u>	<u>0</u>	<u>0</u>	<u>0</u>
(10,742)	0	(3,386)	55,608	17,787	6,090	330,966
42,731	0	14,291	221,343	0	0	1,977,797
<u>\$ 31,989</u>	<u>\$ 0</u>	<u>\$ 10,905</u>	<u>\$ 276,951</u>	<u>\$ 17,787</u>	<u>\$ 6,090</u>	<u>\$ 2,308,763</u>

(continued)

CITY OF LIMA
Allen County, Ohio

*Combining Statement of Revenues, Expenditures, and Changes in Fund Balances
 Nonmajor Special Revenue Funds
 For the Year Ended December 31, 2020*

	Law Enforcement Training Assistance	ALL-LIMA- TRAFFIC, PID 90949	Indigent Interlock / Alcohol	NS Program
Revenues:				
Other Local Taxes	\$ 0	\$ 0	\$ 0	\$ 0
Intergovernmental	0	2,405,581	0	0
Charges for Services	0	0	0	0
Fines and Forfeitures	0	0	60,126	0
Contributions and Donations	0	0	0	0
Investment Income	0	0	0	0
Miscellaneous	0	0	0	0
Total Revenues	<u>0</u>	<u>2,405,581</u>	<u>60,126</u>	<u>0</u>
Expenditures:				
Current:				
Security of Persons and Property	2,985	0	0	0
Leisure Time Activities	0	0	0	0
Community Environment	0	0	0	1
Transportation	0	0	0	0
General Government	0	0	0	0
Capital Outlay	0	2,405,581	0	0
Principal Retirement	0	0	0	0
Interest and Fiscal Charges	0	0	0	0
Total Expenditures	<u>2,985</u>	<u>2,405,581</u>	<u>0</u>	<u>1</u>
Excess of Revenues Over (Under) Expenditures	<u>(2,985)</u>	<u>0</u>	<u>60,126</u>	<u>(1)</u>
Other Financing Sources (Uses):				
Transfers-In	0	0	0	0
Transfers-Out	0	0	0	(29,304)
Total Other Financing Sources (Uses)	<u>0</u>	<u>0</u>	<u>0</u>	<u>(29,304)</u>
Net Change in Fund Balance	(2,985)	0	60,126	(29,305)
Fund Balance Beginning of Year	<u>56,040</u>	<u>0</u>	<u>34,847</u>	<u>29,305</u>
Fund Balance End of Year	<u>\$ 53,055</u>	<u>\$ 0</u>	<u>\$ 94,973</u>	<u>\$ 0</u>

County Coronavirus Relief Distribution Fund	Federal Asset Forfeiture	Special Gifts / Memorials	Total Nonmajor Special Revenue Funds
\$ 0	\$ 0	\$ 0	\$ 181,905
3,406,363	0	0	9,525,286
0	0	0	534,088
0	0	0	921,639
0	0	23,050	53,050
1,410	208	0	10,873
62	0	16	74,002
<u>3,407,835</u>	<u>208</u>	<u>23,066</u>	<u>11,300,843</u>
2,993,938	14,235	10,540	3,322,260
17,542	0	0	46,079
7,684	0	0	1,530,374
17,339	0	0	2,433,641
358,070	0	0	973,820
13,262	0	14,000	2,434,136
0	0	0	2,588
0	0	0	6,509
<u>3,407,835</u>	<u>14,235</u>	<u>24,540</u>	<u>10,749,407</u>
<u>0</u>	<u>(14,027)</u>	<u>(1,474)</u>	<u>551,436</u>
0	0	0	73,204
<u>0</u>	<u>0</u>	<u>0</u>	<u>(29,304)</u>
<u>0</u>	<u>0</u>	<u>0</u>	<u>43,900</u>
0	(14,027)	(1,474)	595,336
<u>0</u>	<u>21,896</u>	<u>165,867</u>	<u>5,244,048</u>
<u>\$ 0</u>	<u>\$ 7,869</u>	<u>\$ 164,393</u>	<u>\$ 5,839,384</u>

CITY OF LIMA
Allen County, Ohio
Combining Balance Sheet
Nonmajor Capital Projects Funds
December 31, 2020

	Legal Research / Computer Fund	Court Computerization	Special Assessments
Assets & Deferred Outflows of Resources			
Assets:			
Equity in Pooled Cash and Cash Equivalents	\$ 48,108	\$ 270,757	\$ 403,536
Receivables:			
Accounts	16,215	53,513	0
Intergovernmental	0	0	0
Prepaid Items	29,946	31,594	0
<i>Total Assets & Deferred Outflows of Resources</i>	<u>\$ 94,269</u>	<u>\$ 355,864</u>	<u>\$ 403,536</u>
Liabilities & Deferred Inflows of Resources			
Liabilities:			
Accounts Payable	\$ 6,822	\$ 6,895	\$ 0
Contracts Payable	0	3,501	0
Interfund Payable	0	0	52,400
Accrued Wages	0	1,253	0
Retainages Payable	0	0	0
Intergovernmental Payable	0	2,001	0
Due to Other Funds	0	0	155,410
Advances from Other Funds	0	0	0
<i>Total Liabilities</i>	<u>6,822</u>	<u>13,650</u>	<u>207,810</u>
Total Liabilities & Deferred Inflows of Resources	<u>6,822</u>	<u>13,650</u>	<u>207,810</u>
Fund Balances			
Nonspendable	29,946	31,594	0
Restricted	57,501	310,620	0
Committed	0	0	195,726
Unassigned	0	0	0
Total Fund Balances	<u>87,447</u>	<u>342,214</u>	<u>195,726</u>
<i>Total Liabilities, Deferred Inflows of Resources and Fund Balances</i>	<u>\$ 94,269</u>	<u>\$ 355,864</u>	<u>\$ 403,536</u>

<u>State Issue II</u>	<u>ALL-Lima RRGS</u>	<u>Fire Vehicles</u>	<u>Central Service Roof</u>	<u>Police Cruisers and Equipment</u>	<u>Note Issue, Government Projects</u>
\$ 0	\$ 0	\$ 4,835	\$ 14,804	\$ 4,696	\$ 259,632
0	0	0	0	0	0
0	1,461	0	0	0	0
0	0	0	0	0	0
<u>\$ 0</u>	<u>\$ 1,461</u>	<u>\$ 4,835</u>	<u>\$ 14,804</u>	<u>\$ 4,696</u>	<u>\$ 259,632</u>
\$ 0	\$ 0	\$ 0	\$ 0	\$ 0	\$ 0
0	42,302	0	0	0	0
0	0	0	0	0	0
0	0	0	0	0	0
0	383,826	0	0	0	0
0	0	0	0	0	0
0	0	0	0	0	0
0	0	0	0	0	0
<u>0</u>	<u>426,128</u>	<u>0</u>	<u>0</u>	<u>0</u>	<u>0</u>
<u>0</u>	<u>426,128</u>	<u>0</u>	<u>0</u>	<u>0</u>	<u>0</u>
0	0	0	0	0	0
0	0	4,835	14,804	4,696	259,632
0	0	0	0	0	0
0	(424,667)	0	0	0	0
<u>0</u>	<u>(424,667)</u>	<u>4,835</u>	<u>14,804</u>	<u>4,696</u>	<u>259,632</u>
<u>\$ 0</u>	<u>\$ 1,461</u>	<u>\$ 4,835</u>	<u>\$ 14,804</u>	<u>\$ 4,696</u>	<u>\$ 259,632</u>

(continued)

CITY OF LIMA
Allen County, Ohio
Combining Balance Sheet
Nonmajor Capital Projects Funds
December 31, 2020

	2015 Note Issue, Government Projects	ODNR-ALLE-00 3C Schoonover Lake Dam Restoration	2017 Land & Water Conservation Fund-Schoonover Park
Assets & Deferred Outflows of Resources			
Assets:			
Equity in Pooled Cash and Cash Equivalents	\$ 34,074	\$ 0	\$ 0
Receivables:			
Accounts	0	0	0
Intergovernmental	0	29,380	0
Prepaid Items	0	0	0
<i>Total Assets & Deferred Outflows of Resources</i>	<u>\$ 34,074</u>	<u>\$ 29,380</u>	<u>\$ 0</u>
Liabilities & Deferred Inflows of Resources			
Liabilities:			
Accounts Payable	\$ 0	\$ 0	\$ 0
Contracts Payable	0	0	0
Interfund Payable	0	0	0
Accrued Wages	0	0	0
Retainages Payable	0	0	0
Intergovernmental Payable	0	0	0
Due to Other Funds	0	0	0
Advances from Other Funds	0	29,380	17,649
<i>Total Liabilities</i>	<u>0</u>	<u>29,380</u>	<u>17,649</u>
Total Liabilities & Deferred Inflows of Resources	<u>0</u>	<u>29,380</u>	<u>17,649</u>
Fund Balances			
Nonspendable	0	0	0
Restricted	34,074	0	0
Committed	0	0	0
Unassigned	0	0	(17,649)
Total Fund Balances	<u>34,074</u>	<u>0</u>	<u>(17,649)</u>
<i>Total Liabilities, Deferred Inflows of Resources and Fund Balances</i>	<u>\$ 34,074</u>	<u>\$ 29,380</u>	<u>\$ 0</u>

Johnny Appleseed 2019 Cooperative Park Improvement Grant	2018 Bond-Schoonover Lake Dam	2018 Bond-Hall of Justice Renovation	2018 Bond-Street Department Vehicles	ODNR Natureworks Grant - Lincoln Park	Lima Memorial Hospital Grant - Lincoln Park
\$ 25,000	\$ 6,779	\$ 83,119	\$ 22,553	\$ 0	\$ 19,569
0	0	0	0	0	0
0	0	0	0	75,459	0
0	0	0	0	0	0
<u>\$ 25,000</u>	<u>\$ 6,779</u>	<u>\$ 83,119</u>	<u>\$ 22,553</u>	<u>\$ 75,459</u>	<u>\$ 19,569</u>
\$ 0	\$ 0	\$ 0	\$ 0	\$ 0	\$ 0
0	0	0	0	0	0
0	0	0	0	0	0
0	0	0	0	0	0
0	0	0	0	0	0
0	0	0	0	0	0
0	0	0	0	0	0
0	0	0	0	75,459	0
<u>0</u>	<u>0</u>	<u>0</u>	<u>0</u>	<u>75,459</u>	<u>0</u>
<u>0</u>	<u>0</u>	<u>0</u>	<u>0</u>	<u>75,459</u>	<u>0</u>
0	0	0	0	75,459	0
0	0	0	0	0	0
25,000	6,779	83,119	22,553	0	19,569
0	0	0	0	0	0
0	0	0	0	0	0
<u>25,000</u>	<u>6,779</u>	<u>83,119</u>	<u>22,553</u>	<u>0</u>	<u>19,569</u>
<u>\$ 25,000</u>	<u>\$ 6,779</u>	<u>\$ 83,119</u>	<u>\$ 22,553</u>	<u>\$ 75,459</u>	<u>\$ 19,569</u>

(continued)

CITY OF LIMA
Allen County, Ohio
Combining Balance Sheet
Nonmajor Capital Projects Funds
December 31, 2020

	<u>Ford Grant - Lincoln Park</u>	<u>Total Nonmajor Capital Projects Funds</u>
Assets & Deferred Outflows of Resources		
Assets:		
Equity in Pooled Cash and Cash Equivalents	\$ 0	\$ 1,197,462
Receivables:		
Accounts	0	69,728
Intergovernmental	0	106,300
Prepaid Items	0	61,540
<i>Total Assets & Deferred Outflows of Resources</i>	<u>\$ 0</u>	<u>\$ 1,435,030</u>
Liabilities & Deferred Inflows of Resources		
Liabilities:		
Accounts Payable	\$ 0	\$ 13,717
Contracts Payable	0	45,803
Interfund Payable	0	52,400
Accrued Wages	0	1,253
Retainages Payable	0	383,826
Intergovernmental Payable	0	2,001
Due to Other Funds	0	155,410
Advances from Other Funds	40,000	162,488
<i>Total Liabilities</i>	<u>40,000</u>	<u>816,898</u>
Total Liabilities & Deferred Inflows of Resources	<u>40,000</u>	<u>816,898</u>
Fund Balances		
Nonspendable	0	61,540
Restricted	0	843,182
Committed	0	195,726
Unassigned	(40,000)	(482,316)
Total Fund Balances	<u>(40,000)</u>	<u>618,132</u>
<i>Total Liabilities, Deferred Inflows of Resources and Fund Balances</i>	<u>\$ 0</u>	<u>\$ 1,435,030</u>

This page intentionally left blank.

CITY OF LIMA
Allen County, Ohio

*Combining Statement of Revenues, Expenditures, and Changes in Fund Balances
 Nonmajor Capital Projects Funds
 For the Year Ended December 31, 2020*

	Legal Research / Computer Fund	Court Computerization	Jackson St & Findlay Intersection Alignment
Revenues:			
Intergovernmental	\$ 0	\$ 1,596	\$ 0
Fines and Forfeitures	42,106	138,825	0
Special Assessments	0	0	0
Investment Income	0	0	0
Miscellaneous	208	233	0
Total Revenues	<u>42,314</u>	<u>140,654</u>	<u>0</u>
Expenditures:			
Current:			
Capital Outlay	60,890	272,005	0
Debt Service:			
Interest and Fiscal Charges	0	0	0
Total Expenditures	<u>60,890</u>	<u>272,005</u>	<u>0</u>
Excess of Revenues Over (Under) Expenditures	<u>(18,576)</u>	<u>(131,351)</u>	<u>0</u>
Other Financing Sources (Uses):			
Transfers-In	0	0	0
Total Other Financing Sources (Uses)	<u>0</u>	<u>0</u>	<u>0</u>
Net Change in Fund Balance	(18,576)	(131,351)	0
Fund Balance Beginning of Year	<u>106,023</u>	<u>473,565</u>	<u>0</u>
Fund Balance End of Year	<u>\$ 87,447</u>	<u>\$ 342,214</u>	<u>\$ 0</u>

Hospital Intersection Improvements	Special Assessments	ALL-Lima Hospital / Education Corridor	State Issue II	ALL-Lima RRGS	Fire Vehicles
\$ 0	\$ 0	\$ 0	\$ 1,029,948	\$ 1,850,103	\$ 0
0	0	0	0	0	0
0	8,911	0	0	0	0
0	0	0	0	0	0
0	0	0	0	0	0
<u>0</u>	<u>8,911</u>	<u>0</u>	<u>1,029,948</u>	<u>1,850,103</u>	<u>0</u>
0	46,908	0	1,029,948	1,890,944	0
0	4,468	0	0	0	0
<u>0</u>	<u>51,376</u>	<u>0</u>	<u>1,029,948</u>	<u>1,890,944</u>	<u>0</u>
0	(42,465)	0	0	(40,841)	0
0	60,290	0	0	0	0
<u>0</u>	<u>60,290</u>	<u>0</u>	<u>0</u>	<u>0</u>	<u>0</u>
0	17,825	0	0	(40,841)	0
0	177,901	0	0	(383,826)	4,835
<u>\$ 0</u>	<u>\$ 195,726</u>	<u>\$ 0</u>	<u>\$ 0</u>	<u>\$ (424,667)</u>	<u>\$ 4,835</u>

(continued)

CITY OF LIMA
Allen County, Ohio

Combining Statement of Revenues, Expenditures, and Changes in Fund Balances
Nonmajor Capital Projects Funds
For the Year Ended December 31, 2020

	<u>Central Service Roof</u>	<u>Police Cruisers and Equipment</u>	<u>Note Issue, Government Projects</u>
Revenues:			
Intergovernmental	\$ 0	\$ 0	\$ 0
Fines and Forfeitures	0	0	0
Special Assessments	0	0	0
Investment Income	0	0	27
Miscellaneous	0	0	0
Total Revenues	<u>0</u>	<u>0</u>	<u>27</u>
Expenditures:			
Current:			
Capital Outlay	0	0	0
Debt Service:			
Interest and Fiscal Charges	<u>0</u>	<u>0</u>	<u>0</u>
Total Expenditures	<u>0</u>	<u>0</u>	<u>0</u>
Excess of Revenues Over (Under) Expenditures	<u>0</u>	<u>0</u>	<u>27</u>
Other Financing Sources (Uses):			
Transfers-In	<u>0</u>	<u>0</u>	<u>0</u>
Total Other Financing Sources (Uses)	<u>0</u>	<u>0</u>	<u>0</u>
Net Change in Fund Balance	0	0	27
Fund Balance Beginning of Year	<u>14,804</u>	<u>4,696</u>	<u>259,605</u>
Fund Balance End of Year	<u>\$ 14,804</u>	<u>\$ 4,696</u>	<u>\$ 259,632</u>

2015 Note Issue, Government Projects	ODNR-ALLE- 003C Schoonover Lake Dam Restoration	2017 Land & Water Conservation Fund- Schoonover Park	Johnny Appleseed 2019 Cooperative Park Improvement Grant	2018 Bond- Schoonover Lake Dam	2018 Bond- Hall of Justice Renovation
\$ 0	\$ 264,360	\$ 0	\$ 0	\$ 0	\$ 0
0	0	0	0	0	0
0	0	0	0	0	0
4	0	0	0	76	29
0	0	0	0	0	0
4	264,360	0	0	76	29
0	0	0	0	537,887	3,417
0	0	0	0	0	0
0	0	0	0	537,887	3,417
4	264,360	0	0	(537,811)	(3,388)
0	0	0	0	0	0
0	0	0	0	0	0
4	264,360	0	0	(537,811)	(3,388)
34,070	(264,360)	(17,649)	25,000	544,590	86,507
<u>\$ 34,074</u>	<u>\$ 0</u>	<u>\$ (17,649)</u>	<u>\$ 25,000</u>	<u>\$ 6,779</u>	<u>\$ 83,119</u>

(continued)

CITY OF LIMA
Allen County, Ohio

*Combining Statement of Revenues, Expenditures, and Changes in Fund Balances
 Nonmajor Capital Projects Funds
 For the Year Ended December 31, 2020*

	2018 Bond- Street Department Vehicles	ODNR Natureworks Grant - Lincoln Park	Lima Memorial Hospital Grant - Lincoln Park
Revenues:			
Intergovernmental	\$ 0	\$ 75,459	\$ 0
Fines and Forfeitures	0	0	0
Special Assessments	0	0	0
Investment Income	18	0	0
Miscellaneous	0	0	0
Total Revenues	<u>18</u>	<u>75,459</u>	<u>0</u>
Expenditures:			
Current:			
Capital Outlay	145,679	0	0
Debt Service:			
Interest and Fiscal Charges	0	0	0
Total Expenditures	<u>145,679</u>	<u>0</u>	<u>0</u>
Excess of Revenues Over (Under) Expenditures	<u>(145,661)</u>	<u>75,459</u>	<u>0</u>
Other Financing Sources (Uses):			
Transfers-In	0	0	0
Total Other Financing Sources (Uses)	<u>0</u>	<u>0</u>	<u>0</u>
Net Change in Fund Balance	(145,661)	75,459	0
Fund Balance Beginning of Year	168,214	(75,459)	19,569
Fund Balance End of Year	<u>\$ 22,553</u>	<u>\$ 0</u>	<u>\$ 19,569</u>

<u>Ford Grant - Lincoln Park</u>	<u>Total Nonmajor Capital Projects Funds</u>
\$ 0	\$ 3,221,466
0	180,931
0	8,911
0	154
0	441
<u>0</u>	<u>3,411,903</u>
0	3,987,678
<u>0</u>	<u>4,468</u>
<u>0</u>	<u>3,992,146</u>
<u>0</u>	<u>(580,243)</u>
<u>0</u>	<u>60,290</u>
<u>0</u>	<u>60,290</u>
0	(519,953)
<u>(40,000)</u>	<u>1,138,085</u>
<u>\$ (40,000)</u>	<u>\$ 618,132</u>

CITY OF LIMA
Allen County, Ohio
Combining Balance Sheet
Nonmajor Debt Service Fund
December 31, 2020

	<u>General Debt Service</u>	<u>Special Assessment Debt Service</u>	<u>Total Nonmajor Debt Service Funds</u>
Assets & Deferred Outflows of Resources			
Assets:			
Equity in Pooled Cash and Cash Equivalents	\$ 63,809	\$ 5,001	\$ 68,810
Receivables:			
Special Assessments	0	680,540	680,540
Interfund	52,400	0	52,400
Accrued Interest	616	0	616
Due From Other Funds	155,410	0	155,410
Restricted assets:			
Cash and Cash Equivalents with Fiscal and Escrow Agents	12,694	0	12,694
<i>Total Assets & Deferred Outflows of Resources</i>	<u>\$ 284,929</u>	<u>\$ 685,541</u>	<u>\$ 970,470</u>
Liabilities & Deferred Inflows of Resources			
Liabilities:			
Advances from Other Funds	\$ 0	\$ 120,178	\$ 120,178
<i>Total Liabilities</i>	<u>0</u>	<u>120,178</u>	<u>120,178</u>
Deferred Inflows of Resources			
Unavailable Revenue, Grants and Special Assessments	0	680,540	680,540
<i>Total Deferred Inflows of Resources</i>	<u>0</u>	<u>680,540</u>	<u>680,540</u>
Total Liabilities & Deferred Inflows of Resources	<u>0</u>	<u>800,718</u>	<u>800,718</u>
Fund Balances			
Assigned	284,929	0	284,929
Unassigned	0	(115,177)	(115,177)
Total Fund Balances	<u>284,929</u>	<u>(115,177)</u>	<u>169,752</u>
<i>Total Liabilities, Deferred Inflows of Resources and Fund Balances</i>	<u>\$ 284,929</u>	<u>\$ 685,541</u>	<u>\$ 970,470</u>

CITY OF LIMA
Allen County, Ohio

Combining Statement of Revenues, Expenditures, and Changes in Fund Balances
Nonmajor Debt Service Funds
For the Year Ended December 31, 2020

	General Debt Service	Special Assessment Debt Service	Total Nonmajor Debt Service Funds
Revenues:			
Intergovernmental	\$ 2,492	\$ 0	\$ 2,492
Special Assessments	0	66,677	66,677
Investment Income	8,095	0	8,095
Total Revenues	<u>10,587</u>	<u>66,677</u>	<u>77,264</u>
Expenditures:			
Debt Service:			
Principal Retirement	984,750	0	984,750
Interest and Fiscal Charges	<u>243,244</u>	<u>6,648</u>	<u>249,892</u>
Total Expenditures	<u>1,227,994</u>	<u>6,648</u>	<u>1,234,642</u>
Excess of Revenues Over (Under) Expenditures	<u>(1,217,407)</u>	<u>60,029</u>	<u>(1,157,378)</u>
Other Financing Sources (Uses):			
Transfers-In	1,227,996	0	1,227,996
Transfers-Out	0	(60,290)	(60,290)
Total Other Financing Sources (Uses)	<u>1,227,996</u>	<u>(60,290)</u>	<u>1,167,706</u>
Net Change in Fund Balance	10,589	(261)	10,328
Fund Balance Beginning of Year	<u>274,340</u>	<u>(114,916)</u>	<u>159,424</u>
Fund Balance End of Year	<u>\$ 284,929</u>	<u>\$ (115,177)</u>	<u>\$ 169,752</u>

**INDIVIDUAL FUND SCHEDULES OF
REVENUES, EXPENDITURES AND
CHANGES IN FUND BALANCE -
BUDGET (NON-GAAP BASIS) AND ACTUAL**



CITY OF LIMA
Allen County, Ohio

Schedule of Revenues, Expenditures and Changes in Fund Balance
Budget (Non-GAAP Basis) and Actual
General Fund
For the Year Ended December 31, 2020

	Final Budget	Actual	Variance with Final Budget
Revenues:			
Property Taxes	\$ 1,201,200	\$ 1,137,757	\$ (63,443)
Municipal Income Tax	19,800,000	19,068,443	(731,557)
Intergovernmental	1,291,200	3,641,129	2,349,929
Charges for Services	9,782,500	10,150,486	367,986
Fees, Licenses and Permits	781,000	744,555	(36,445)
Fines and Forfeitures	1,320,000	1,093,305	(226,695)
Investment Income	600,000	515,530	(84,470)
Miscellaneous	152,500	152,383	(117)
Total Revenues	34,928,400	36,503,588	1,575,188
Expenditures:			
<i>General Government:</i>			
Council			
Personal Services	155,326	154,617	709
Fringes	53,817	52,112	1,705
Other Expenditures	19,499	18,689	810
Total Council	228,642	225,418	3,224
Public Works			
Personal Services	259,967	259,325	642
Fringes	131,286	131,176	110
Other	30,025	22,441	7,584
Total Public Works	421,278	412,942	8,336
Mayor's Office			
Personal Services	221,200	221,015	185
Fringes	90,912	90,774	138
Other Expenditures	53,888	52,940	948
Capital Outlay	510	503	7
Total Mayor's Office	366,510	365,232	1,278
Auditor's Office			
Personal Services	396,784	391,849	4,935
Fringes	171,848	168,905	2,943
Other Expenditures	30,154	22,683	7,471
Total Auditor's Office	598,786	583,437	15,349

(continued)

CITY OF LIMA
Allen County, Ohio

*Schedule of Revenues, Expenditures and Changes in Fund Balance
 Budget (Non-GAAP Basis) and Actual
 General Fund
 For the Year Ended December 31, 2020*

	<u>Final Budget</u>	<u>Actual</u>	<u>Variance with Final Budget</u>
Finance			
Personal Services	187,844	187,721	123
Fringes	45,819	45,736	83
Other Expenditures	5,578	5,190	388
Total Finance	<u>239,241</u>	<u>238,647</u>	<u>594</u>
Law Director			
Personal Services	822,015	729,943	92,072
Fringes	399,201	365,157	34,044
Other Expenditures	214,246	178,830	35,416
Capital Outlay	10,000	0	10,000
Total Law Director	<u>1,445,462</u>	<u>1,273,930</u>	<u>171,532</u>
Court Judges			
Personal Services	1,266,070	1,089,628	176,442
Fringes	640,838	486,525	154,313
Other Expenditures	94,590	89,635	4,955
Total Court Judges	<u>2,001,498</u>	<u>1,665,788</u>	<u>335,710</u>
Human Resources			
Salaries	144,874	144,807	67
Fringes	73,159	73,081	78
Other Expenditures	14,095	14,049	46
Total Human Resources	<u>232,128</u>	<u>231,937</u>	<u>191</u>
Civil Service			
Personal Services	37,000	37,000	0
Fringes	15,189	13,403	1,786
Other Expenditures	33,997	33,596	401
Total Civil Service	<u>86,186</u>	<u>83,999</u>	<u>2,187</u>
Taxation			
Personal Services	379,211	339,237	39,974
Fringes	193,885	168,228	25,657
Other Expenditures	864,468	729,771	134,697
Total Taxation	<u>1,437,564</u>	<u>1,237,236</u>	<u>200,328</u>

(continued)

CITY OF LIMA
Allen County, Ohio

Schedule of Revenues, Expenditures and Changes in Fund Balance
Budget (Non-GAAP Basis) and Actual
General Fund
For the Year Ended December 31, 2020

	<u>Final Budget</u>	<u>Actual</u>	<u>Variance with Final Budget</u>
Clerk of Court			
Personal Services	926,068	880,596	45,472
Fringes	505,681	491,285	14,396
Other Expenditures	125,349	91,940	33,409
Total Clerk of Court	<u>1,557,098</u>	<u>1,463,821</u>	<u>93,277</u>
Engineering			
Personal Services	302,531	266,196	36,335
Fringes	124,725	104,047	20,678
Other Expenditures	494,382	442,945	51,437
Total Engineering	<u>921,638</u>	<u>813,188</u>	<u>108,450</u>
Hall of Justice			
Fringes	0	(262)	262
Other Expenditures	326,300	253,585	72,715
Capital Outlay	28,110	25,000	3,110
Total Hall of Justice	<u>354,410</u>	<u>278,323</u>	<u>76,087</u>
Municipal Center			
Fringes	0	(392)	392
Other Expenditures	152,376	107,894	44,482
Capital Outlay	278,111	0	278,111
Total Municipal Center	<u>430,487</u>	<u>107,502</u>	<u>322,985</u>
Miscellaneous			
Auditor-Treasurer Fees	25,000	20,432	4,568
Treasurer-Pros Fees	11,000	8,138	2,862
Election Expense	25,000	5,954	19,046
County Health Board	326,463	326,462	1
Advertise Land	2,500	52	2,448
City Land Bank	20,000	1,064	18,936
Computer Maintenance/Support	190,234	116,827	73,407
Professional Services	658,401	488,714	169,687
Real Estate Taxes	95,000	66,869	28,131
Legal Advertising	17,100	15,015	2,085
General Refunds	9,100	7,063	2,037

(continued)

CITY OF LIMA
Allen County, Ohio

Schedule of Revenues, Expenditures and Changes in Fund Balance
Budget (Non-GAAP Basis) and Actual
General Fund
For the Year Ended December 31, 2020

	<u>Final Budget</u>	<u>Actual</u>	<u>Variance with Final Budget</u>
Miscellaneous (continued)			
General Insurance	106,180	106,180	0
Recodification	7,500	1,628	5,872
Contingency	252,875	145,263	107,612
Computer Software Maintenance	30,640	21,237	9,403
Bank Fees	25,000	20,969	4,031
VOIP Phone System	30,000	18,640	11,360
Audit Exam Fees	51,911	34,659	17,252
Interest Expense	10,000	3,400	6,600
Liability Reserve	62,180	29,425	32,755
Civic Center	100,000	100,000	0
Network Operation/Maintenance	25,521	17,345	8,176
General Collection Fees	2,750	600	2,150
Allen Economic Development Group	14,980	14,980	0
Tax Abatement Refunds	2,000	0	2,000
Downtown Lima, Inc.	35,000	35,000	0
Rhodes State	12,820	12,820	0
Capital Reserve	239,134	96,750	142,384
Total Miscellaneous	<u>2,388,289</u>	<u>1,715,486</u>	<u>672,803</u>
Total General Government	<u>12,709,217</u>	<u>10,696,886</u>	<u>2,012,331</u>
<i>Security of Persons and Property</i>			
Police Department			
Personal Services	6,017,506	5,326,816	690,690
Fringes	3,055,161	2,842,245	212,916
Other Expenditures	717,553	706,212	11,341
Capital Outlay	198,025	83,527	114,498
Total Police Department	<u>9,988,245</u>	<u>8,958,800</u>	<u>1,029,445</u>
Fire Department			
Personal Services	4,858,351	4,754,317	104,034
Fringes	2,637,708	2,580,135	57,573
Other Expenditures	723,223	667,053	56,170
Capital Outlay	405,970	403,901	2,069
Total Fire Department	<u>8,625,252</u>	<u>8,405,406</u>	<u>219,846</u>
Total Security of Persons and Property	<u>18,613,497</u>	<u>17,364,206</u>	<u>1,249,291</u>

(continued)

CITY OF LIMA
Allen County, Ohio

Schedule of Revenues, Expenditures and Changes in Fund Balance
Budget (Non-GAAP Basis) and Actual
General Fund
For the Year Ended December 31, 2020

	<u>Final Budget</u>	<u>Actual</u>	<u>Variance with Final Budget</u>
<i>Leisure Time Activities</i>			
Recreation Department			
Personal Services	175,066	103,090	71,976
Fringes	49,597	48,048	1,549
Other Expenditures	103,436	36,009	67,427
Capital Outlay	2,735	1,628	1,107
Total Recreation Department	<u>330,834</u>	<u>188,775</u>	<u>142,059</u>
Parks Department			
Personal Services	540,482	533,803	6,679
Fringes	299,307	294,002	5,305
Other Expenditures	417,669	260,418	157,251
Capital Outlay	46,486	43,436	3,050
Total Parks Department	<u>1,303,944</u>	<u>1,131,659</u>	<u>172,285</u>
Schoonover Pool			
Personal Services	35,500	0	35,500
Fringes	6,479	763	5,716
Other Expenditures	56,706	8,632	48,074
Total Schoonover Pool	<u>98,685</u>	<u>9,395</u>	<u>89,290</u>
Total Leisure Time Activities	<u>1,733,463</u>	<u>1,329,829</u>	<u>403,634</u>
<i>Community Environment</i>			
Community Development			
Personal Services	256,568	255,149	1,419
Fringes	117,565	116,876	689
Other Expenditures	84,227	65,231	18,996
Total Community Development Department	<u>458,360</u>	<u>437,256</u>	<u>21,104</u>
Building and Zoning			
Personal Services	484,581	481,001	3,580
Fringes	228,039	224,610	3,429
Other Expenditures	142,930	114,446	28,484
Total Building and Zoning Department	<u>855,550</u>	<u>820,057</u>	<u>35,493</u>
Miscellaneous			
Indigent Burials	45,000	43,000	2,000
Total Miscellaneous	<u>45,000</u>	<u>43,000</u>	<u>2,000</u>
Total Community Environment	<u>1,358,910</u>	<u>1,300,313</u>	<u>58,597</u>

(continued)

CITY OF LIMA
Allen County, Ohio

*Schedule of Revenues, Expenditures and Changes in Fund Balance
 Budget (Non-GAAP Basis) and Actual
 General Fund
 For the Year Ended December 31, 2020*

	<u>Final Budget</u>	<u>Actual</u>	<u>Variance with Final Budget</u>
<i>Transportation</i>			
Streets Department			
Personal Services	429,115	358,851	70,264
Fringes	227,935	192,757	35,178
Other Expenditures	270,094	185,767	84,327
Capital Outlay	30,131	30,131	0
Total Streets Department	<u>957,275</u>	<u>767,506</u>	<u>189,769</u>
Miscellaneous			
Streetscape Maintenance	10,000	6,302	3,698
Street Lighting	355,000	325,030	29,970
Total Miscellaneous	<u>365,000</u>	<u>331,332</u>	<u>33,668</u>
Total Transportation	<u>1,322,275</u>	<u>1,098,838</u>	<u>223,437</u>
Total Expenditures	<u>35,737,362</u>	<u>31,790,072</u>	<u>3,947,290</u>
Excess of Revenues Over (Under) Expenditures	<u>(808,962)</u>	<u>4,713,516</u>	<u>5,522,478</u>
Other Financing Sources (Uses):			
Proceeds from the Disposition of Capital Assets	30,000	2,111	(27,889)
Transfers-Out	(1,273,000)	(1,271,896)	1,104
Advances Out	0	(56,116)	(56,116)
Total Other Financing Sources (Uses)	<u>(1,243,000)</u>	<u>(1,325,901)</u>	<u>(82,901)</u>
Net Change in Fund Balance	(2,051,962)	3,387,615	5,439,577
Fund Balance Beginning of Year	6,751,013	6,751,013	0
Prior Year Encumbrances Appropriated	840,598	840,598	0
Fund Balance End of Year	<u>\$ 5,539,649</u>	<u>\$ 10,979,226</u>	<u>\$ 5,439,577</u>

CITY OF LIMA
Allen County, Ohio

*Schedule of Revenues, Expenditures and Changes in Fund Balance
 Budget (Non-GAAP Basis) and Actual
 Treasurer's Trust Fund
 For the Year Ended December 31, 2020*

	<u>Final Budget</u>	<u>Actual</u>	<u>Variance with Final Budget</u>
Revenues:			
Miscellaneous	\$ 6,000	\$ 15,545	\$ 9,545
Total Revenues	<u>6,000</u>	<u>15,545</u>	<u>9,545</u>
Expenditures:			
Current:			
General Government			
Other	6,000	170	5,830
Total Expenditures	<u>6,000</u>	<u>170</u>	<u>5,830</u>
Net Change in Fund Balance	0	15,375	15,375
Fund Balance Beginning of Year	400,946	400,946	0
Prior Year Encumbrances Appropriated	<u>0</u>	<u>0</u>	<u>0</u>
Fund Balance End of Year	<u>\$ 400,946</u>	<u>\$ 416,321</u>	<u>\$ 15,375</u>

CITY OF LIMA
Allen County, Ohio

*Schedule of Revenues, Expenditures and Changes in Fund Balance
 Budget (Non-GAAP Basis) and Actual
 Insurance Repair Fund
 For the Year Ended December 31, 2020*

	<u>Final Budget</u>	<u>Actual</u>	<u>Variance with Final Budget</u>
Revenues:			
Fines and Forfeitures	\$ 0	\$ 21,120	\$ 21,120
Total Revenues	<u>0</u>	<u>21,120</u>	<u>21,120</u>
Expenditures:			
Current:			
General Government			
Other	22,645	22,645	0
Total Expenditures	<u>22,645</u>	<u>22,645</u>	<u>0</u>
Net Change in Fund Balance	(22,645)	(1,525)	21,120
Fund Balance Beginning of Year	39,499	39,499	0
Prior Year Encumbrances Appropriated	<u>1,633</u>	<u>1,633</u>	<u>0</u>
Fund Balance End of Year	<u>\$ 18,487</u>	<u>\$ 39,607</u>	<u>\$ 21,120</u>

CITY OF LIMA
Allen County, Ohio

*Schedule of Revenues, Expenditures and Changes in Fund Balance
 Budget (Non-GAAP Basis) and Actual
 Capital Replacement Fund
 For the Year Ended December 31, 2020*

	<u>Final Budget</u>	<u>Actual</u>	<u>Variance with Final Budget</u>
Revenues:			
Contributions and Donations	\$ 0	\$ 1,357	\$ 1,357
Miscellaneous	0	5	5
Total Revenues	<u>0</u>	<u>1,362</u>	<u>1,362</u>
Expenditures:			
Current:			
Capital Outlay	<u>3,353</u>	<u>3,351</u>	<u>2</u>
Total Expenditures	<u>3,353</u>	<u>3,351</u>	<u>2</u>
Net Change in Fund Balance	(3,353)	(1,989)	1,364
Fund Balance Beginning of Year	1,757	1,757	0
Prior Year Encumbrances Appropriated	<u>2,293</u>	<u>2,293</u>	<u>0</u>
Fund Balance End of Year	<u>\$ 697</u>	<u>\$ 2,061</u>	<u>\$ 1,364</u>

CITY OF LIMA
Allen County, Ohio

*Schedule of Revenues, Expenditures and Changes in Fund Balance
 Budget (Non-GAAP Basis) and Actual
 Fire Insurance Fund
 For the Year Ended December 31, 2020*

	<u>Final Budget</u>	<u>Actual</u>	<u>Variance with Final Budget</u>
Revenues:			
Miscellaneous	\$ 180,000	\$ 121,930	\$ (58,070)
Total Revenues	<u>180,000</u>	<u>121,930</u>	<u>(58,070)</u>
Expenditures:			
Current:			
General Government			
Other	186,800	96,581	90,219
Total Expenditures	<u>186,800</u>	<u>96,581</u>	<u>90,219</u>
Net Change in Fund Balance	(6,800)	25,349	32,149
Fund Balance Beginning of Year	108,747	108,747	0
Prior Year Encumbrances Appropriated	<u>6,800</u>	<u>6,800</u>	<u>0</u>
Fund Balance End of Year	<u>\$ 108,747</u>	<u>\$ 140,896</u>	<u>\$ 32,149</u>

CITY OF LIMA
Allen County, Ohio

*Schedule of Revenues, Expenditures and Changes in Fund Balance
 Budget (Non-GAAP Basis) and Actual
 Security Deposit Fund
 For the Year Ended December 31, 2020*

	<u>Final Budget</u>	<u>Actual</u>	<u>Variance with Final Budget</u>
Revenues:			
Miscellaneous	\$ 100,000	\$ 147,698	\$ 47,698
Total Revenues	<u>100,000</u>	<u>147,698</u>	<u>47,698</u>
Expenditures:			
Current:			
General Government			
Other	100,000	31,603	68,397
Total Expenditures	<u>100,000</u>	<u>31,603</u>	<u>68,397</u>
Net Change in Fund Balance	0	116,095	116,095
Fund Balance Beginning of Year	277,571	277,571	0
Prior Year Encumbrances Appropriated	<u>0</u>	<u>0</u>	<u>0</u>
Fund Balance End of Year	<u>\$ 277,571</u>	<u>\$ 393,666</u>	<u>\$ 116,095</u>

CITY OF LIMA
Allen County, Ohio

*Schedule of Revenues, Expenditures and Changes in Fund Balance
 Budget (Non-GAAP Basis) and Actual
 Indigent Alcohol Treatment Fund
 For the Year Ended December 31, 2020*

	<u>Final Budget</u>	<u>Actual</u>	<u>Variance with Final Budget</u>
Revenues:			
Fines and Forfeitures	\$ 50,000	\$ 47,842	\$ (2,158)
Total Revenues	<u>50,000</u>	<u>47,842</u>	<u>(2,158)</u>
Expenditures:			
Current:			
Security of Persons and Property			
Other	147,000	101,107	45,893
Total Expenditures	<u>147,000</u>	<u>101,107</u>	<u>45,893</u>
Net Change in Fund Balance	(97,000)	(53,265)	43,735
Fund Balance Beginning of Year	448,646	448,646	0
Prior Year Encumbrances Appropriated	<u>0</u>	<u>0</u>	<u>0</u>
Fund Balance End of Year	<u>\$ 351,646</u>	<u>\$ 395,381</u>	<u>\$ 43,735</u>

CITY OF LIMA
Allen County, Ohio

*Schedule of Revenues, Expenditures and Changes in Fund Balance
 Budget (Non-GAAP Basis) and Actual
 Municipal Probation Services Fund
 For the Year Ended December 31, 2020*

	<u>Final Budget</u>	<u>Actual</u>	<u>Variance with Final Budget</u>
Revenues:			
Intergovernmental	\$ 0	\$ 2,118	\$ 2,118
Fines and Forfeitures	100,000	61,084	(38,916)
Miscellaneous	0	4	4
Total Revenues	<u>100,000</u>	<u>63,206</u>	<u>(36,794)</u>
Expenditures:			
Current:			
Security of Persons and Property			
Personal Services	63,893	27,973	35,920
Fringes	<u>34,180</u>	<u>33,940</u>	<u>240</u>
Total Expenditures	<u>98,073</u>	<u>61,913</u>	<u>36,160</u>
Net Change in Fund Balance	1,927	1,293	(634)
Fund Balance Beginning of Year	102,691	102,691	0
Prior Year Encumbrances Appropriated	<u>0</u>	<u>0</u>	<u>0</u>
Fund Balance End of Year	<u>\$ 104,618</u>	<u>\$ 103,984</u>	<u>\$ (634)</u>

CITY OF LIMA
Allen County, Ohio

*Schedule of Revenues, Expenditures and Changes in Fund Balance
 Budget (Non-GAAP Basis) and Actual
 Drug Enforcement / Education Fund
 For the Year Ended December 31, 2020*

	<u>Final Budget</u>	<u>Actual</u>	<u>Variance with Final Budget</u>
Revenues:			
Fines and Forfeitures	\$ 0	\$ 5,191	\$ 5,191
Total Revenues	<u>0</u>	<u>5,191</u>	<u>5,191</u>
Net Change in Fund Balance	0	5,191	5,191
Fund Balance Beginning of Year	14,116	14,116	0
Prior Year Encumbrances Appropriated	<u>0</u>	<u>0</u>	<u>0</u>
Fund Balance End of Year	<u>\$ 14,116</u>	<u>\$ 19,307</u>	<u>\$ 5,191</u>

CITY OF LIMA
Allen County, Ohio

*Schedule of Revenues, Expenditures and Changes in Fund Balance
 Budget (Non-GAAP Basis) and Actual
 Traffic / Parking Control Fund
 For the Year Ended December 31, 2020*

	<u>Final Budget</u>	<u>Actual</u>	<u>Variance with Final Budget</u>
Revenues:			
Intergovernmental	\$ 0	\$ 280	\$ 280
Charges for Services	31,000	23,141	(7,859)
Fines and Forfeitures	25,000	185	(24,815)
Miscellaneous	0	11	11
Total Revenues	<u>56,000</u>	<u>23,617</u>	<u>(32,383)</u>
Expenditures:			
Current:			
Transportation			
Fringes	0	(15)	15
Other	70,343	62,850	7,493
Total Expenditures	<u>70,343</u>	<u>62,835</u>	<u>7,508</u>
Net Change in Fund Balance	(14,343)	(39,218)	(24,875)
Fund Balance Beginning of Year	378,485	378,485	0
Prior Year Encumbrances Appropriated	<u>14,343</u>	<u>14,343</u>	<u>0</u>
Fund Balance End of Year	<u>\$ 378,485</u>	<u>\$ 353,610</u>	<u>\$ (24,875)</u>

CITY OF LIMA
Allen County, Ohio

*Schedule of Revenues, Expenditures and Changes in Fund Balance
 Budget (Non-GAAP Basis) and Actual
 JAG 2017-DJ-BX-0421 Fund
 For the Year Ended December 31, 2020*

	<u>Final Budget</u>	<u>Actual</u>	<u>Variance with Final Budget</u>
Revenues:			
Intergovernmental	\$ 19,728	\$ 19,726	\$ (2)
Total Revenues	<u>19,728</u>	<u>19,726</u>	<u>(2)</u>
Expenditures:			
Current:			
Security of Persons and Property			
Other	19,727	19,726	1
Total Expenditures	<u>19,727</u>	<u>19,726</u>	<u>1</u>
Net Change in Fund Balance	1	0	(1)
Fund Balance Beginning of Year	(18,410)	(18,410)	0
Prior Year Encumbrances Appropriated	<u>18,410</u>	<u>18,410</u>	<u>0</u>
Fund Balance End of Year	<u>\$ 1</u>	<u>\$ 0</u>	<u>\$ (1)</u>

CITY OF LIMA
Allen County, Ohio

*Schedule of Revenues, Expenditures and Changes in Fund Balance
 Budget (Non-GAAP Basis) and Actual
 JAG 2018-DJ-BX-0181 Fund
 For the Year Ended December 31, 2020*

	<u>Final Budget</u>	<u>Actual</u>	<u>Variance with Final Budget</u>
Revenues:			
Intergovernmental	\$ 19,533	\$ 410	\$ (19,123)
Total Revenues	<u>19,533</u>	<u>410</u>	<u>(19,123)</u>
Expenditures:			
Current:			
Security of Persons and Property			
Other	19,533	820	18,713
Total Expenditures	<u>19,533</u>	<u>820</u>	<u>18,713</u>
Excess of Revenues Over (Under) Expenditures	<u>0</u>	<u>(410)</u>	<u>(410)</u>
Other Financing Sources (Uses):			
Advances In	0	410	410
Total Other Financing Sources (Uses)	<u>0</u>	<u>410</u>	<u>410</u>
Net Change in Fund Balance	0	0	0
Fund Balance Beginning of Year	0	0	0
Prior Year Encumbrances Appropriated	<u>0</u>	<u>0</u>	<u>0</u>
Fund Balance End of Year	<u><u>\$ 0</u></u>	<u><u>\$ 0</u></u>	<u><u>\$ 0</u></u>

CITY OF LIMA
Allen County, Ohio

*Schedule of Revenues, Expenditures and Changes in Fund Balance
 Budget (Non-GAAP Basis) and Actual
 SFY2020 Specialized Dockets Payroll Subsidy Fund
 For the Year Ended December 31, 2020*

	<u>Final Budget</u>	<u>Actual</u>	<u>Variance with Final Budget</u>
Revenues:			
Intergovernmental	\$ 2,550	\$ 0	\$ (2,550)
Total Revenues	<u>2,550</u>	<u>0</u>	<u>(2,550)</u>
Expenditures:			
Current:			
General Government			
Personal Services	9,856	7,307	2,549
Other Expenditures	20,144	20,143	1
Total Expenditures	<u>30,000</u>	<u>27,450</u>	<u>2,550</u>
Net Change in Fund Balance	(27,450)	(27,450)	0
Fund Balance Beginning of Year	27,450	27,450	0
Prior Year Encumbrances Appropriated	<u>0</u>	<u>0</u>	<u>0</u>
Fund Balance End of Year	<u>\$ 0</u>	<u>\$ 0</u>	<u>\$ 0</u>

CITY OF LIMA
Allen County, Ohio

*Schedule of Revenues, Expenditures and Changes in Fund Balance
 Budget (Non-GAAP Basis) and Actual
 Law Enforcement Diversion Grant 19-20 Fund
 For the Year Ended December 31, 2020*

	<u>Final Budget</u>	<u>Actual</u>	<u>Variance with Final Budget</u>
Revenues:			
Intergovernmental	\$ 41,910	\$ 1,756	\$ (40,154)
Total Revenues	<u>41,910</u>	<u>1,756</u>	<u>(40,154)</u>
Expenditures:			
Current:			
Security of Persons and Property			
Personal Services	41,910	1,756	40,154
Total Expenditures	<u>41,910</u>	<u>1,756</u>	<u>40,154</u>
Net Change in Fund Balance	0	0	0
Fund Balance Beginning of Year	0	0	0
Prior Year Encumbrances Appropriated	<u>0</u>	<u>0</u>	<u>0</u>
Fund Balance End of Year	<u>\$ 0</u>	<u>\$ 0</u>	<u>\$ 0</u>

CITY OF LIMA
Allen County, Ohio

*Schedule of Revenues, Expenditures and Changes in Fund Balance
 Budget (Non-GAAP Basis) and Actual
 JAG 2019-DJ-BX-0356 Fund
 For the Year Ended December 31, 2020*

	<u>Final Budget</u>	<u>Actual</u>	<u>Variance with Final Budget</u>
Revenues:			
Intergovernmental	\$ 31,351	\$ 0	\$ (31,351)
Total Revenues	<u>31,351</u>	<u>0</u>	<u>(31,351)</u>
Expenditures:			
Security of Persons and Property			
Other	31,351	0	31,351
Total Expenditures	<u>31,351</u>	<u>0</u>	<u>31,351</u>
Net Change in Fund Balance	0	0	0
Fund Balance Beginning of Year	0	0	0
Prior Year Encumbrances Appropriated	<u>0</u>	<u>0</u>	<u>0</u>
Fund Balance End of Year	<u>\$ 0</u>	<u>\$ 0</u>	<u>\$ 0</u>

CITY OF LIMA
Allen County, Ohio

*Schedule of Revenues, Expenditures and Changes in Fund Balance
 Budget (Non-GAAP Basis) and Actual
 ALCAP Operations Fund
 For the Year Ended December 31, 2020*

	<u>Final Budget</u>	<u>Actual</u>	<u>Variance with Final Budget</u>
Revenues:			
Miscellaneous	\$ 9,870	\$ 0	\$ (9,870)
Total Revenues	<u>9,870</u>	<u>0</u>	<u>(9,870)</u>
Expenditures:			
Current:			
General Government			
Other	9,870	8,863	1,007
Total Expenditures	<u>9,870</u>	<u>8,863</u>	<u>1,007</u>
Excess of Revenues Over (Under) Expenditures	<u>0</u>	<u>(8,863)</u>	<u>(8,863)</u>
Other Financing Sources (Uses):			
Transfers-In	0	8,900	8,900
Total Other Financing Sources (Uses)	<u>0</u>	<u>8,900</u>	<u>8,900</u>
Net Change in Fund Balance	0	37	37
Fund Balance Beginning of Year	0	0	0
Prior Year Encumbrances Appropriated	<u>0</u>	<u>0</u>	<u>0</u>
Fund Balance End of Year	<u><u>\$ 0</u></u>	<u><u>\$ 37</u></u>	<u><u>\$ 37</u></u>

CITY OF LIMA
Allen County, Ohio

*Schedule of Revenues, Expenditures and Changes in Fund Balance
 Budget (Non-GAAP Basis) and Actual
 ATP Drug Court Fund
 For the Year Ended December 31, 2020*

	<u>Final Budget</u>	<u>Actual</u>	<u>Variance with Final Budget</u>
Revenues:			
Intergovernmental	\$ 4,287	\$ 25,175	\$ 20,888
Total Revenues	<u>4,287</u>	<u>25,175</u>	<u>20,888</u>
Expenditures:			
General Government			
Other Expenditures	4,287	4,286	1
Total Expenditures	<u>4,287</u>	<u>4,286</u>	<u>1</u>
Net Change in Fund Balance	0	20,889	20,889
Fund Balance Beginning of Year	0	0	0
Prior Year Encumbrances Appropriated	<u>0</u>	<u>0</u>	<u>0</u>
Fund Balance End of Year	<u>\$ 0</u>	<u>\$ 20,889</u>	<u>\$ 20,889</u>

CITY OF LIMA
Allen County, Ohio

*Schedule of Revenues, Expenditures and Changes in Fund Balance
 Budget (Non-GAAP Basis) and Actual
 SFY2021 Specialized Dockets Payroll Subsidy Fund
 For the Year Ended December 31, 2020*

	<u>Final Budget</u>	<u>Actual</u>	<u>Variance with Final Budget</u>
Revenues:			
Intergovernmental	\$ 30,000	\$ 30,000	\$ 0
Total Revenues	<u>30,000</u>	<u>30,000</u>	<u>0</u>
Expenditures:			
General Government			
Personal Services	30,000	30,000	0
Total Expenditures	<u>30,000</u>	<u>30,000</u>	<u>0</u>
Net Change in Fund Balance	0	0	0
Fund Balance Beginning of Year	0	0	0
Prior Year Encumbrances Appropriated	<u>0</u>	<u>0</u>	<u>0</u>
Fund Balance End of Year	<u>\$ 0</u>	<u>\$ 0</u>	<u>\$ 0</u>

CITY OF LIMA
Allen County, Ohio

*Schedule of Revenues, Expenditures and Changes in Fund Balance
 Budget (Non-GAAP Basis) and Actual
 JAG 2020-DJ-BX-0501 Fund
 For the Year Ended December 31, 2020*

	<u>Final Budget</u>	<u>Actual</u>	<u>Variance with Final Budget</u>
Revenues:			
Intergovernmental	\$ 25,264	\$ 0	\$ (25,264)
Total Revenues	<u>25,264</u>	<u>0</u>	<u>(25,264)</u>
Expenditures:			
Security of Persons and Property			
Other	25,264	13,514	11,750
Total Expenditures	<u>25,264</u>	<u>13,514</u>	<u>11,750</u>
Net Change in Fund Balance	0	(13,514)	(13,514)
Fund Balance Beginning of Year	0	0	0
Prior Year Encumbrances Appropriated	<u>0</u>	<u>0</u>	<u>0</u>
Fund Balance End of Year	<u>\$ 0</u>	<u>\$ (13,514)</u>	<u>\$ (13,514)</u>

CITY OF LIMA
Allen County, Ohio

*Schedule of Revenues, Expenditures and Changes in Fund Balance
 Budget (Non-GAAP Basis) and Actual
 Recreational Activity Fund
 For the Year Ended December 31, 2020*

	<u>Final Budget</u>	<u>Actual</u>	<u>Variance with Final Budget</u>
Revenues:			
Charges for Services	\$ 28,000	\$ 7,755	\$ (20,245)
Contributions and Donations	2,500	0	(2,500)
Miscellaneous	400	3	(397)
Total Revenues	<u>30,900</u>	<u>7,758</u>	<u>(23,142)</u>
Expenditures:			
Current:			
Leisure Time Activities			
Personal Services	12,000	0	12,000
Fringes	2,165	0	2,165
Other	33,585	8,645	24,940
Capital Outlay	9,895	0	9,895
Total Expenditures	<u>57,645</u>	<u>8,645</u>	<u>49,000</u>
Net Change in Fund Balance	(26,745)	(887)	25,858
Fund Balance Beginning of Year	83,375	83,375	0
Prior Year Encumbrances Appropriated	<u>0</u>	<u>0</u>	<u>0</u>
Fund Balance End of Year	<u>\$ 56,630</u>	<u>\$ 82,488</u>	<u>\$ 25,858</u>

CITY OF LIMA
Allen County, Ohio

*Schedule of Revenues, Expenditures and Changes in Fund Balance
 Budget (Non-GAAP Basis) and Actual
 Youth Commission Activity Fund
 For the Year Ended December 31, 2020*

	<u>Final Budget</u>	<u>Actual</u>	<u>Variance with Final Budget</u>
Revenues:			
Intergovernmental	\$ 0	\$ 272	\$ 272
Contributions and Donations	111,000	30,000	(81,000)
Miscellaneous	0	3	3
Total Revenues	<u>111,000</u>	<u>30,275</u>	<u>(80,725)</u>
Expenditures:			
Current:			
Leisure Time Activities			
Personal Services	20,000	14,784	5,216
Fringes	6,272	2,514	3,758
Other	98,756	3,563	95,193
Total Expenditures	<u>125,028</u>	<u>20,861</u>	<u>104,167</u>
Excess of Revenues Over (Under) Expenditures	<u>(14,028)</u>	<u>9,414</u>	<u>23,442</u>
Other Financing Sources (Uses):			
Transfers-In	0	35,000	35,000
Total Other Financing Sources (Uses)	<u>0</u>	<u>35,000</u>	<u>35,000</u>
Net Change in Fund Balance	(14,028)	44,414	58,442
Fund Balance Beginning of Year	(36,142)	(36,142)	0
Prior Year Encumbrances Appropriated	<u>50,626</u>	<u>50,626</u>	<u>0</u>
Fund Balance End of Year	<u>\$ 456</u>	<u>\$ 58,898</u>	<u>\$ 58,442</u>

CITY OF LIMA
Allen County, Ohio

*Schedule of Revenues, Expenditures and Changes in Fund Balance
 Budget (Non-GAAP Basis) and Actual
 Weed / Property Cleanup Fund
 For the Year Ended December 31, 2020*

	<u>Final Budget</u>	<u>Actual</u>	<u>Variance with Final Budget</u>
Revenues:			
Charges for Services	\$ 339,000	\$ 313,776	\$ (25,224)
Total Revenues	<u>339,000</u>	<u>313,776</u>	<u>(25,224)</u>
Expenditures:			
Current:			
Community Environment			
Other	354,678	325,825	28,853
Total Expenditures	<u>354,678</u>	<u>325,825</u>	<u>28,853</u>
Net Change in Fund Balance	(15,678)	(12,049)	3,629
Fund Balance Beginning of Year	(8,005)	(8,005)	0
Prior Year Encumbrances Appropriated	<u>24,178</u>	<u>24,178</u>	<u>0</u>
Fund Balance End of Year	<u>\$ 495</u>	<u>\$ 4,124</u>	<u>\$ 3,629</u>

CITY OF LIMA
Allen County, Ohio

*Schedule of Revenues, Expenditures and Changes in Fund Balance
 Budget (Non-GAAP Basis) and Actual
 State Highway Fund
 For the Year Ended December 31, 2020*

	<u>Final Budget</u>	<u>Actual</u>	<u>Variance with Final Budget</u>
Revenues:			
Intergovernmental	\$ 106,000	\$ 134,825	\$ 28,825
Investment Income	1,200	3,497	2,297
Total Revenues	<u>107,200</u>	<u>138,322</u>	<u>31,122</u>
Expenditures:			
Current:			
Transportation			
Other	99,000	97,738	1,262
Total Expenditures	<u>99,000</u>	<u>97,738</u>	<u>1,262</u>
Net Change in Fund Balance	8,200	40,584	32,384
Fund Balance Beginning of Year	304,573	304,573	0
Prior Year Encumbrances Appropriated	<u>0</u>	<u>0</u>	<u>0</u>
Fund Balance End of Year	<u>\$ 312,773</u>	<u>\$ 345,157</u>	<u>\$ 32,384</u>

CITY OF LIMA
Allen County, Ohio

*Schedule of Revenues, Expenditures and Changes in Fund Balance
 Budget (Non-GAAP Basis) and Actual
 Street Repair Fund
 For the Year Ended December 31, 2020*

	Final Budget	Actual	Variance with Final Budget
Revenues:			
Intergovernmental	\$ 2,375,210	\$ 2,137,121	\$ (238,089)
Charges for Services	150,000	184,426	34,426
Investment Income	0	6,410	6,410
Miscellaneous	370,832	24,286	(346,546)
Total Revenues	<u>2,896,042</u>	<u>2,352,243</u>	<u>(543,799)</u>
Expenditures:			
Current:			
Transportation			
Personal Services	859,951	846,212	13,739
Fringes	461,243	453,209	8,034
Other	1,117,266	1,094,175	23,091
Capital Outlay	1,294	1,293	1
Principal Retirement	0	2,588	(2,588)
Interest and Fiscal Charges	0	6,509	(6,509)
Total Expenditures	<u>2,439,754</u>	<u>2,403,986</u>	<u>35,768</u>
Net Change in Fund Balance	456,288	(51,743)	(508,031)
Fund Balance Beginning of Year	604,107	604,107	0
Prior Year Encumbrances Appropriated	<u>89,269</u>	<u>89,269</u>	<u>0</u>
Fund Balance End of Year	<u>\$ 1,149,664</u>	<u>\$ 641,633</u>	<u>\$ (508,031)</u>

CITY OF LIMA
Allen County, Ohio

*Schedule of Revenues, Expenditures and Changes in Fund Balance
 Budget (Non-GAAP Basis) and Actual
 Moving Ohio Forward Demo Program Fund
 For the Year Ended December 31, 2020*

	<u>Final Budget</u>	<u>Actual</u>	<u>Variance with Final Budget</u>
Revenues:			
Intergovernmental	\$ 0	\$ 75	\$ 75
Total Revenues	<u>0</u>	<u>75</u>	<u>75</u>
Expenditures:			
Current:			
Community Environment			
Other	19,500	3,063	16,437
Total Expenditures	<u>19,500</u>	<u>3,063</u>	<u>16,437</u>
Excess of Revenues Over (Under) Expenditures	<u>(19,500)</u>	<u>(2,988)</u>	<u>16,512</u>
Other Financing Sources (Uses):			
Transfers-In	18,100	0	(18,100)
Total Other Financing Sources (Uses)	<u>18,100</u>	<u>0</u>	<u>(18,100)</u>
Net Change in Fund Balance	(1,400)	(2,988)	(1,588)
Fund Balance Beginning of Year	36,811	36,811	0
Prior Year Encumbrances Appropriated	<u>0</u>	<u>0</u>	<u>0</u>
Fund Balance End of Year	<u>\$ 35,411</u>	<u>\$ 33,823</u>	<u>\$ (1,588)</u>

CITY OF LIMA
Allen County, Ohio

*Schedule of Revenues, Expenditures and Changes in Fund Balance
 Budget (Non-GAAP Basis) and Actual
 DOJ-Coronavirus Emergency Supplemental Funding
 For the Year Ended December 31, 2020*

	<u>Final Budget</u>	<u>Actual</u>	<u>Variance with Final Budget</u>
Revenues:			
Intergovernmental	\$ 101,012	\$ 59,235	\$ (41,777)
Miscellaneous	0	3	3
Total Revenues	<u>101,012</u>	<u>59,238</u>	<u>(41,774)</u>
Expenditures:			
Security of Persons and Property			
Personal Services	60,612	48,012	12,600
Other	40,400	19,641	20,759
Total Expenditures	<u>101,012</u>	<u>67,653</u>	<u>33,359</u>
Excess of Revenues Over (Under) Expenditures	<u>0</u>	<u>(8,415)</u>	<u>(8,415)</u>
Other Financing Sources (Uses):			
Advances In	0	8,415	8,415
Total Other Financing Sources (Uses)	<u>0</u>	<u>8,415</u>	<u>8,415</u>
Net Change in Fund Balance	0	0	0
Fund Balance Beginning of Year	0	0	0
Prior Year Encumbrances Appropriated	<u>0</u>	<u>0</u>	<u>0</u>
Fund Balance End of Year	<u>\$ 0</u>	<u>\$ 0</u>	<u>\$ 0</u>

CITY OF LIMA
Allen County, Ohio

*Schedule of Revenues, Expenditures and Changes in Fund Balance
 Budget (Non-GAAP Basis) and Actual
 Law Enforcement Trust Fund
 For the Year Ended December 31, 2020*

	<u>Final Budget</u>	<u>Actual</u>	<u>Variance with Final Budget</u>
Revenues:			
Fines and Forfeitures	\$ 10,000	\$ 5,106	\$ (4,894)
Total Revenues	<u>10,000</u>	<u>5,106</u>	<u>(4,894)</u>
Expenditures:			
Current:			
Security of Persons and Property			
Other	20,000	0	20,000
Total Expenditures	<u>20,000</u>	<u>0</u>	<u>20,000</u>
Net Change in Fund Balance	(10,000)	5,106	15,106
Fund Balance Beginning of Year	25,454	25,454	0
Prior Year Encumbrances Appropriated	<u>0</u>	<u>0</u>	<u>0</u>
Fund Balance End of Year	<u>\$ 15,454</u>	<u>\$ 30,560</u>	<u>\$ 15,106</u>

CITY OF LIMA
Allen County, Ohio

*Schedule of Revenues, Expenditures and Changes in Fund Balance
 Budget (Non-GAAP Basis) and Actual
 COPS Asset Forfeiture Fund
 For the Year Ended December 31, 2020*

	<u>Final Budget</u>	<u>Actual</u>	<u>Variance with Final Budget</u>
Revenues:			
Intergovernmental	\$ 0	\$ 1,187	\$ 1,187
Total Revenues	<u>0</u>	<u>1,187</u>	<u>1,187</u>
Expenditures:			
Current:			
Security of Persons and Property			
Personal Services	1,000	0	1,000
Other	63,250	37,099	26,151
Total Expenditures	<u>64,250</u>	<u>37,099</u>	<u>27,151</u>
Net Change in Fund Balance	(64,250)	(35,912)	28,338
Fund Balance Beginning of Year	136,541	136,541	0
Prior Year Encumbrances Appropriated	<u>14,250</u>	<u>14,250</u>	<u>0</u>
Fund Balance End of Year	<u>\$ 86,541</u>	<u>\$ 114,879</u>	<u>\$ 28,338</u>

CITY OF LIMA
Allen County, Ohio

*Schedule of Revenues, Expenditures and Changes in Fund Balance
 Budget (Non-GAAP Basis) and Actual
 DARE Education Program Fund
 For the Year Ended December 31, 2020*

	<u>Final Budget</u>	<u>Actual</u>	<u>Variance with Final Budget</u>
Revenues:			
Intergovernmental	\$ 12,000	\$ 10,548	\$ (1,452)
Total Revenues	<u>12,000</u>	<u>10,548</u>	<u>(1,452)</u>
Expenditures:			
Current:			
Security of Persons and Property			
Personal Services	8,000	5,354	2,646
Fringes	<u>4,000</u>	<u>0</u>	<u>4,000</u>
Total Expenditures	<u>12,000</u>	<u>5,354</u>	<u>6,646</u>
Net Change in Fund Balance	0	5,194	5,194
Fund Balance Beginning of Year	1,988	1,988	0
Prior Year Encumbrances Appropriated	<u>0</u>	<u>0</u>	<u>0</u>
Fund Balance End of Year	<u>\$ 1,988</u>	<u>\$ 7,182</u>	<u>\$ 5,194</u>

CITY OF LIMA
Allen County, Ohio

*Schedule of Revenues, Expenditures and Changes in Fund Balance
 Budget (Non-GAAP Basis) and Actual
 CHIP Housing Improvement Fund
 For the Year Ended December 31, 2020*

	<u>Final Budget</u>	<u>Actual</u>	<u>Variance with Final Budget</u>
Revenues:			
Intergovernmental	\$ 1,550,000	\$ 287,606	\$ (1,262,394)
Charges for Services	0	26,834	26,834
Investment Income	0	940	940
Miscellaneous	0	5	5
Total Revenues	<u>1,550,000</u>	<u>315,385</u>	<u>(1,234,615)</u>
Expenditures:			
Current:			
Community Environment			
Other	<u>1,751,747</u>	<u>1,047,068</u>	<u>704,679</u>
Total Expenditures	<u>1,751,747</u>	<u>1,047,068</u>	<u>704,679</u>
Net Change in Fund Balance	(201,747)	(731,683)	(529,936)
Fund Balance Beginning of Year	(249,405)	(249,405)	0
Prior Year Encumbrances Appropriated	<u>451,747</u>	<u>451,747</u>	<u>0</u>
Fund Balance End of Year	<u>\$ 595</u>	<u>\$ (529,341)</u>	<u>\$ (529,936)</u>

CITY OF LIMA
Allen County, Ohio

*Schedule of Revenues, Expenditures and Changes in Fund Balance
 Budget (Non-GAAP Basis) and Actual
 Rehab Property Sales Fund
 For the Year Ended December 31, 2020*

	<u>Final Budget</u>	<u>Actual</u>	<u>Variance with Final Budget</u>
Revenues:			
Intergovernmental	\$ 0	\$ 1,630	\$ 1,630
Charges for Services	<u>52,500</u>	<u>25,274</u>	<u>(27,226)</u>
Total Revenues	<u>52,500</u>	<u>26,904</u>	<u>(25,596)</u>
Expenditures:			
Current:			
Community Environment			
Personal Services	32,960	32,310	650
Fringes	15,533	15,377	156
Other	<u>33,179</u>	<u>33,179</u>	<u>0</u>
Total Expenditures	<u>81,672</u>	<u>80,866</u>	<u>806</u>
Net Change in Fund Balance	(29,172)	(53,962)	(24,790)
Fund Balance Beginning of Year	93,979	93,979	0
Prior Year Encumbrances Appropriated	<u>13,379</u>	<u>13,379</u>	<u>0</u>
Fund Balance End of Year	<u>\$ 78,186</u>	<u>\$ 53,396</u>	<u>\$ (24,790)</u>

CITY OF LIMA
Allen County, Ohio

*Schedule of Revenues, Expenditures and Changes in Fund Balance
 Budget (Non-GAAP Basis) and Actual
 CDBG Federal Block Grant Fund
 For the Year Ended December 31, 2020*

	<u>Final Budget</u>	<u>Actual</u>	<u>Variance with Final Budget</u>
Revenues:			
Intergovernmental	\$ 1,795,382	\$ 843,166	\$ (952,216)
Charges for Services	8,250	9,271	1,021
Investment Income	750	0	(750)
Miscellaneous	1,000	12,342	11,342
Total Revenues	<u>1,805,382</u>	<u>864,779</u>	<u>(940,603)</u>
Expenditures:			
Current:			
Community Environment			
Personal Services	385,356	352,660	32,696
Fringes	173,978	172,156	1,822
Other	1,243,515	735,862	507,653
Total Expenditures	<u>1,802,849</u>	<u>1,260,678</u>	<u>542,171</u>
Excess of Revenues Over (Under) Expenditures	<u>2,533</u>	<u>(395,899)</u>	<u>(398,432)</u>
Other Financing Sources (Uses):			
Transfers-In	<u>0</u>	<u>29,304</u>	<u>29,304</u>
Total Other Financing Sources (Uses)	<u>0</u>	<u>29,304</u>	<u>29,304</u>
Net Change in Fund Balance	2,533	(366,595)	(369,128)
Fund Balance Beginning of Year	(183,279)	(183,279)	0
Prior Year Encumbrances Appropriated	<u>184,342</u>	<u>184,342</u>	<u>0</u>
Fund Balance End of Year	<u>\$ 3,596</u>	<u>\$ (365,532)</u>	<u>\$ (369,128)</u>

CITY OF LIMA
Allen County, Ohio

*Schedule of Revenues, Expenditures and Changes in Fund Balance
 Budget (Non-GAAP Basis) and Actual
 HUD Lead Abatement Grant Fund
 For the Year Ended December 31, 2020*

	<u>Final Budget</u>	<u>Actual</u>	<u>Variance with Final Budget</u>
Revenues:			
Intergovernmental	\$ 1,886,876	\$ 4,792	\$ (1,882,084)
Total Revenues	<u>1,886,876</u>	<u>4,792</u>	<u>(1,882,084)</u>
Expenditures:			
Community Environment			
Other	1,886,876	1,886,876	0
Total Expenditures	<u>1,886,876</u>	<u>1,886,876</u>	<u>0</u>
Net Change in Fund Balance	0	(1,882,084)	(1,882,084)
Fund Balance Beginning of Year	0	0	0
Prior Year Encumbrances Appropriated	<u>0</u>	<u>0</u>	<u>0</u>
Fund Balance End of Year	<u>\$ 0</u>	<u>\$ (1,882,084)</u>	<u>\$ (1,882,084)</u>

CITY OF LIMA
Allen County, Ohio

*Schedule of Revenues, Expenditures and Changes in Fund Balance
 Budget (Non-GAAP Basis) and Actual
 Land Utilization Fund
 For the Year Ended December 31, 2020*

	<u>Final Budget</u>	<u>Actual</u>	<u>Variance with Final Budget</u>
Revenues:			
Charges for Services	\$ 10,000	\$ 2,313	\$ (7,687)
Total Revenues	<u>10,000</u>	<u>2,313</u>	<u>(7,687)</u>
Expenditures:			
Current:			
Community Environment			
Other	24,000	5,699	18,301
Total Expenditures	<u>24,000</u>	<u>5,699</u>	<u>18,301</u>
Net Change in Fund Balance	(14,000)	(3,386)	10,614
Fund Balance Beginning of Year	14,292	14,292	0
Prior Year Encumbrances Appropriated	<u>0</u>	<u>0</u>	<u>0</u>
Fund Balance End of Year	<u>\$ 292</u>	<u>\$ 10,906</u>	<u>\$ 10,614</u>

CITY OF LIMA
Allen County, Ohio

*Schedule of Revenues, Expenditures and Changes in Fund Balance
 Budget (Non-GAAP Basis) and Actual
 Hotel / Motel Tax Fund
 For the Year Ended December 31, 2020*

	<u>Final Budget</u>	<u>Actual</u>	<u>Variance with Final Budget</u>
Revenues:			
Other Local Taxes	\$ 280,000	\$ 213,797	\$ (66,203)
Total Revenues	<u>280,000</u>	<u>213,797</u>	<u>(66,203)</u>
Expenditures:			
Current:			
General Government			
Other	165,377	126,297	39,080
Total Expenditures	<u>165,377</u>	<u>126,297</u>	<u>39,080</u>
Net Change in Fund Balance	114,623	87,500	(27,123)
Fund Balance Beginning of Year	142,490	142,490	0
Prior Year Encumbrances Appropriated	<u>5,377</u>	<u>5,377</u>	<u>0</u>
Fund Balance End of Year	<u>\$ 262,490</u>	<u>\$ 235,367</u>	<u>\$ (27,123)</u>

CITY OF LIMA
Allen County, Ohio

*Schedule of Revenues, Expenditures and Changes in Fund Balance
 Budget (Non-GAAP Basis) and Actual
 CARES Act Provider Relief Fund
 For the Year Ended December 31, 2020*

	<u>Final Budget</u>	<u>Actual</u>	<u>Variance with Final Budget</u>
Revenues:			
Intergovernmental	\$ 0	\$ 17,808	\$ 17,808
Investment Income	<u>0</u>	<u>7</u>	<u>7</u>
Total Revenues	<u>0</u>	<u>17,815</u>	<u>17,815</u>
Net Change in Fund Balance	0	17,815	17,815
Fund Balance Beginning of Year	0	0	0
Prior Year Encumbrances Appropriated	<u>0</u>	<u>0</u>	<u>0</u>
Fund Balance End of Year	<u><u>\$ 0</u></u>	<u><u>\$ 17,815</u></u>	<u><u>\$ 17,815</u></u>

CITY OF LIMA
Allen County, Ohio

*Schedule of Revenues, Expenditures and Changes in Fund Balance
 Budget (Non-GAAP Basis) and Actual
 Aquatic Education Grant, AQ21-02105 Fund
 For the Year Ended December 31, 2020*

	<u>Final Budget</u>	<u>Actual</u>	<u>Variance with Final Budget</u>
Revenues:			
Intergovernmental	\$ 6,090	\$ 6,090	\$ 0
Total Revenues	<u>6,090</u>	<u>6,090</u>	<u>0</u>
Expenditures:			
Leisure Time Activities			
Other	6,090	0	6,090
Total Expenditures	<u>6,090</u>	<u>0</u>	<u>6,090</u>
Net Change in Fund Balance	0	6,090	6,090
Fund Balance Beginning of Year	0	0	0
Prior Year Encumbrances Appropriated	<u>0</u>	<u>0</u>	<u>0</u>
Fund Balance End of Year	<u>\$ 0</u>	<u>\$ 6,090</u>	<u>\$ 6,090</u>

CITY OF LIMA
Allen County, Ohio

*Schedule of Revenues, Expenditures and Changes in Fund Balance
 Budget (Non-GAAP Basis) and Actual
 Courts Special Projects Fund
 For the Year Ended December 31, 2020*

	<u>Final Budget</u>	<u>Actual</u>	<u>Variance with Final Budget</u>
Revenues:			
Intergovernmental	\$ 0	\$ 8,967	\$ 8,967
Fines and Forfeitures	175,000	594,076	419,076
Miscellaneous	0	19,994	19,994
Total Revenues	<u>175,000</u>	<u>623,037</u>	<u>448,037</u>
Expenditures:			
Current:			
General Government			
Personal Services	259,750	252,530	7,220
Fringes	114,788	110,898	3,890
Other	110,000	68,722	41,278
Total Expenditures	<u>484,538</u>	<u>432,150</u>	<u>52,388</u>
Net Change in Fund Balance	(309,538)	190,887	500,425
Fund Balance Beginning of Year	1,828,318	1,828,318	0
Prior Year Encumbrances Appropriated	<u>0</u>	<u>0</u>	<u>0</u>
Fund Balance End of Year	<u>\$ 1,518,780</u>	<u>\$ 2,019,205</u>	<u>\$ 500,425</u>

CITY OF LIMA
Allen County, Ohio

*Schedule of Revenues, Expenditures and Changes in Fund Balance
 Budget (Non-GAAP Basis) and Actual
 Law Enforcement Training Assistance Fund
 For the Year Ended December 31, 2020*

	<u>Final Budget</u>	<u>Actual</u>	<u>Variance with Final Budget</u>
Expenditures:			
Other	\$ 2,985	\$ 2,985	\$ 0
Total Expenditures	<u>2,985</u>	<u>2,985</u>	<u>0</u>
Net Change in Fund Balance	(2,985)	(2,985)	0
Fund Balance Beginning of Year	56,040	56,040	0
Prior Year Encumbrances Appropriated	<u>0</u>	<u>0</u>	<u>0</u>
Fund Balance End of Year	<u>\$ 53,055</u>	<u>\$ 53,055</u>	<u>\$ 0</u>

CITY OF LIMA
Allen County, Ohio

*Schedule of Revenues, Expenditures and Changes in Fund Balance
 Budget (Non-GAAP Basis) and Actual
 ALL-LIMA-TRAFFIC, PID 90949 Fund
 For the Year Ended December 31, 2020*

	<u>Final Budget</u>	<u>Actual</u>	<u>Variance with Final Budget</u>
Revenues:			
Intergovernmental	\$ 1,789,412	\$ 1,789,412	\$ 0
Total Revenues	<u>1,789,412</u>	<u>1,789,412</u>	<u>0</u>
Expenditures:			
Capital Outlay	1,789,412	1,789,412	0
Total Expenditures	<u>1,789,412</u>	<u>1,789,412</u>	<u>0</u>
Net Change in Fund Balance	0	0	0
Fund Balance Beginning of Year	0	0	0
Prior Year Encumbrances Appropriated	<u>0</u>	<u>0</u>	<u>0</u>
Fund Balance End of Year	<u><u>\$ 0</u></u>	<u><u>\$ 0</u></u>	<u><u>\$ 0</u></u>

CITY OF LIMA
Allen County, Ohio

*Schedule of Revenues, Expenditures and Changes in Fund Balance
 Budget (Non-GAAP Basis) and Actual
 Indigent Interlock / Alcohol Fund
 For the Year Ended December 31, 2020*

	<u>Final Budget</u>	<u>Actual</u>	<u>Variance with Final Budget</u>
Revenues:			
Fines and Forfeitures	\$ 100,000	\$ 51,170	\$ (48,830)
Total Revenues	<u>100,000</u>	<u>51,170</u>	<u>(48,830)</u>
Expenditures:			
 Current:			
Security of Persons and Property			
Other	60,000	0	60,000
Total Expenditures	<u>60,000</u>	<u>0</u>	<u>60,000</u>
Net Change in Fund Balance	40,000	51,170	11,170
Fund Balance Beginning of Year	20,093	20,093	0
Prior Year Encumbrances Appropriated	<u>0</u>	<u>0</u>	<u>0</u>
Fund Balance End of Year	<u>\$ 60,093</u>	<u>\$ 71,263</u>	<u>\$ 11,170</u>

CITY OF LIMA
Allen County, Ohio

*Schedule of Revenues, Expenditures and Changes in Fund Balance
 Budget (Non-GAAP Basis) and Actual
 NS Program Fund
 For the Year Ended December 31, 2020*

	<u>Final Budget</u>	<u>Actual</u>	<u>Variance with Final Budget</u>
Revenues:			
Charges for Services	\$ 800	\$ 0	\$ (800)
Total Revenues	<u>800</u>	<u>0</u>	<u>(800)</u>
Expenditures:			
Current:			
Community Environment			
Other	0	1	(1)
Total Expenditures	<u>0</u>	<u>1</u>	<u>(1)</u>
Excess of Revenues Over (Under) Expenditures	<u>800</u>	<u>(1)</u>	<u>(801)</u>
Other Financing Sources (Uses):			
Transfers-Out	(29,330)	(29,304)	26
Total Other Financing Sources (Uses)	<u>(29,330)</u>	<u>(29,304)</u>	<u>26</u>
Net Change in Fund Balance	(28,530)	(29,305)	(775)
Fund Balance Beginning of Year	29,305	29,305	0
Prior Year Encumbrances Appropriated	<u>0</u>	<u>0</u>	<u>0</u>
Fund Balance End of Year	<u>\$ 775</u>	<u>\$ 0</u>	<u>\$ (775)</u>

CITY OF LIMA
Allen County, Ohio

*Schedule of Revenues, Expenditures and Changes in Fund Balance
Budget (Non-GAAP Basis) and Actual
County Coronavirus Relief Distribution Fund
For the Year Ended December 31, 2020*

	<u>Final Budget</u>	<u>Actual</u>	<u>Variance with Final Budget</u>
Revenues:			
Intergovernmental	\$ 3,406,389	\$ 3,406,363	\$ (26)
Investment Income	1,387	1,410	23
Miscellaneous	62	62	0
Total Revenues	<u>3,407,838</u>	<u>3,407,835</u>	<u>(3)</u>
Expenditures:			
Current:			
General Government			
Personal Services	66,931	66,931	0
Fringes	29,606	29,606	0
Other	261,533	261,533	0
Security of Persons and Property			
Personal Services	2,059,289	2,059,287	2
Fringes	915,261	915,260	1
Other	19,391	19,391	0
Leisure Time Activities			
Personal Services	7,782	7,782	0
Fringes	6,091	6,091	0
Other	3,669	3,669	0
Community Environment			
Personal Services	6,725	6,725	0
Other	959	959	0
Transportation			
Personal Services	11,302	11,302	0
Fringes	3,687	3,687	0
Other	2,350	2,350	0
Capital Outlay	13,262	13,262	0
Total Expenditures	<u>3,407,838</u>	<u>3,407,835</u>	<u>3</u>
Net Change in Fund Balance	0	0	0
Fund Balance Beginning of Year	0	0	0
Prior Year Encumbrances Appropriated	0	0	0
Fund Balance End of Year	<u>\$ 0</u>	<u>\$ 0</u>	<u>\$ 0</u>

CITY OF LIMA
Allen County, Ohio

*Schedule of Revenues, Expenditures and Changes in Fund Balance
 Budget (Non-GAAP Basis) and Actual
 Federal Asset Forfeiture Fund
 For the Year Ended December 31, 2020*

	<u>Final Budget</u>	<u>Actual</u>	<u>Variance with Final Budget</u>
Revenues:			
Investment Income	\$ 0	\$ 210	\$ 210
Total Revenues	<u>0</u>	<u>210</u>	<u>210</u>
Expenditures:			
Current:			
Security of Persons and Property			
Other	20,000	14,235	5,765
Total Expenditures	<u>20,000</u>	<u>14,235</u>	<u>5,765</u>
Net Change in Fund Balance	(20,000)	(14,025)	5,975
Fund Balance Beginning of Year	21,902	21,902	0
Prior Year Encumbrances Appropriated	<u>0</u>	<u>0</u>	<u>0</u>
Fund Balance End of Year	<u>\$ 1,902</u>	<u>\$ 7,877</u>	<u>\$ 5,975</u>

CITY OF LIMA
Allen County, Ohio

*Schedule of Revenues, Expenditures and Changes in Fund Balance
 Budget (Non-GAAP Basis) and Actual
 Special Gifts / Memorials Fund
 For the Year Ended December 31, 2020*

	<u>Final Budget</u>	<u>Actual</u>	<u>Variance with Final Budget</u>
Revenues:			
Contributions and Donations	\$ 30,000	\$ 23,050	\$ (6,950)
Miscellaneous	0	16	16
Total Revenues	<u>30,000</u>	<u>23,066</u>	<u>(6,934)</u>
Expenditures:			
Current:			
Security of Persons and Property			
Other	10,600	10,583	17
General Government			
Other	30,000	30,000	0
Capital Outlay	<u>31,388</u>	<u>31,388</u>	<u>0</u>
Total Expenditures	<u>71,988</u>	<u>71,971</u>	<u>17</u>
Net Change in Fund Balance	(41,988)	(48,905)	(6,917)
Fund Balance Beginning of Year	178,520	178,520	0
Prior Year Encumbrances Appropriated	<u>17,388</u>	<u>17,388</u>	<u>0</u>
Fund Balance End of Year	<u>\$ 153,920</u>	<u>\$ 147,003</u>	<u>\$ (6,917)</u>

CITY OF LIMA
Allen County, Ohio

*Schedule of Revenues, Expenditures and Changes in Fund Balance
 Budget (Non-GAAP Basis) and Actual
 Legal Research / Computer Fund
 For the Year Ended December 31, 2020*

	<u>Final Budget</u>	<u>Actual</u>	<u>Variance with Final Budget</u>
Revenues:			
Fines and Forfeitures	\$ 70,000	\$ 40,544	\$ (29,456)
Miscellaneous	0	208	208
Total Revenues	<u>70,000</u>	<u>40,752</u>	<u>(29,248)</u>
Expenditures:			
Capital Outlay	<u>70,900</u>	<u>67,815</u>	<u>3,085</u>
Total Expenditures	<u>70,900</u>	<u>67,815</u>	<u>3,085</u>
Net Change in Fund Balance	(900)	(27,063)	(26,163)
Fund Balance Beginning of Year	64,940	64,940	0
Prior Year Encumbrances Appropriated	<u>900</u>	<u>900</u>	<u>0</u>
Fund Balance End of Year	<u>\$ 64,940</u>	<u>\$ 38,777</u>	<u>\$ (26,163)</u>

CITY OF LIMA
Allen County, Ohio

*Schedule of Revenues, Expenditures and Changes in Fund Balance
 Budget (Non-GAAP Basis) and Actual
 Court Computerization Fund
 For the Year Ended December 31, 2020*

	<u>Final Budget</u>	<u>Actual</u>	<u>Variance with Final Budget</u>
Revenues:			
Intergovernmental	\$ 0	\$ 1,596	\$ 1,596
Fines and Forfeitures	120,000	133,809	13,809
Miscellaneous	0	233	233
Total Revenues	<u>120,000</u>	<u>135,638</u>	<u>15,638</u>
Expenditures:			
Capital Outlay	<u>503,719</u>	<u>329,273</u>	<u>174,446</u>
Total Expenditures	<u>503,719</u>	<u>329,273</u>	<u>174,446</u>
Net Change in Fund Balance	(383,719)	(193,635)	190,084
Fund Balance Beginning of Year	308,414	308,414	0
Prior Year Encumbrances Appropriated	<u>121,915</u>	<u>121,915</u>	<u>0</u>
Fund Balance End of Year	<u>\$ 46,610</u>	<u>\$ 236,694</u>	<u>\$ 190,084</u>

CITY OF LIMA
Allen County, Ohio

*Schedule of Revenues, Expenditures and Changes in Fund Balance
 Budget (Non-GAAP Basis) and Actual
 Jackson St & Findlay Intersection Alignment Fund
 For the Year Ended December 31, 2020*

	<u>Final Budget</u>	<u>Actual</u>	<u>Variance with Final Budget</u>
Revenues:			
Intergovernmental	\$ 261,164	\$ 0	\$ (261,164)
Total Revenues	<u>261,164</u>	<u>0</u>	<u>(261,164)</u>
Expenditures:			
Capital Outlay	261,164	0	261,164
Total Expenditures	<u>261,164</u>	<u>0</u>	<u>261,164</u>
Net Change in Fund Balance	0	0	0
Fund Balance Beginning of Year	0	0	0
Prior Year Encumbrances Appropriated	<u>0</u>	<u>0</u>	<u>0</u>
Fund Balance End of Year	<u><u>\$ 0</u></u>	<u><u>\$ 0</u></u>	<u><u>\$ 0</u></u>

CITY OF LIMA
Allen County, Ohio

*Schedule of Revenues, Expenditures and Changes in Fund Balance
 Budget (Non-GAAP Basis) and Actual
 Hospital Intersection Improvements Fund
 For the Year Ended December 31, 2020*

	<u>Final Budget</u>	<u>Actual</u>	<u>Variance with Final Budget</u>
Revenues:			
Intergovernmental	\$ 145,128	\$ 0	\$ (145,128)
Total Revenues	<u>145,128</u>	<u>0</u>	<u>(145,128)</u>
Expenditures:			
Capital Outlay	145,128	145,128	0
Total Expenditures	<u>145,128</u>	<u>145,128</u>	<u>0</u>
Net Change in Fund Balance	0	(145,128)	(145,128)
Fund Balance Beginning of Year	0	0	0
Prior Year Encumbrances Appropriated	<u>0</u>	<u>0</u>	<u>0</u>
Fund Balance End of Year	<u><u>\$ 0</u></u>	<u><u>\$ (145,128)</u></u>	<u><u>\$ (145,128)</u></u>

CITY OF LIMA
Allen County, Ohio

*Schedule of Revenues, Expenditures and Changes in Fund Balance
 Budget (Non-GAAP Basis) and Actual
 Special Assessments Fund
 For the Year Ended December 31, 2020*

	<u>Final Budget</u>	<u>Actual</u>	<u>Variance with Final Budget</u>
Revenues:			
Special Assessments	\$ 0	\$ 8,911	\$ 8,911
Total Revenues	<u>0</u>	<u>8,911</u>	<u>8,911</u>
Expenditures:			
Capital Outlay	143,920	87,749	56,171
Debt Service:			
Principal Retirement	64,700	64,700	0
Interest and Fiscal Charges	4,500	4,468	32
Total Expenditures	<u>213,120</u>	<u>156,917</u>	<u>56,203</u>
Excess of Revenues Over (Under) Expenditures	<u>(213,120)</u>	<u>(148,006)</u>	<u>65,114</u>
Other Financing Sources (Uses):			
General Obligation Bonds and Notes Issued	150,000	101,900	(48,100)
Total Other Financing Sources (Uses)	<u>150,000</u>	<u>101,900</u>	<u>(48,100)</u>
Net Change in Fund Balance	(63,120)	(46,106)	17,014
Fund Balance Beginning of Year	345,679	345,679	0
Prior Year Encumbrances Appropriated	<u>63,120</u>	<u>63,120</u>	<u>0</u>
Fund Balance End of Year	<u>\$ 345,679</u>	<u>\$ 362,693</u>	<u>\$ 17,014</u>

CITY OF LIMA
Allen County, Ohio

*Schedule of Revenues, Expenditures and Changes in Fund Balance
 Budget (Non-GAAP Basis) and Actual
 ALL-Lima Hospital / Education Corridor Fund
 For the Year Ended December 31, 2020*

	<u>Final Budget</u>	<u>Actual</u>	<u>Variance with Final Budget</u>
Revenues:			
Intergovernmental	\$ 130,000	\$ 0	\$ (130,000)
Total Revenues	<u>130,000</u>	<u>0</u>	<u>(130,000)</u>
Expenditures:			
Capital Outlay	130,000	119,218	10,782
Total Expenditures	<u>130,000</u>	<u>119,218</u>	<u>10,782</u>
Net Change in Fund Balance	0	(119,218)	(119,218)
Fund Balance Beginning of Year	0	0	0
Prior Year Encumbrances Appropriated	<u>0</u>	<u>0</u>	<u>0</u>
Fund Balance End of Year	<u>\$ 0</u>	<u>\$ (119,218)</u>	<u>\$ (119,218)</u>

CITY OF LIMA
Allen County, Ohio

*Schedule of Revenues, Expenditures and Changes in Fund Balance
 Budget (Non-GAAP Basis) and Actual
 State Issue II Fund
 For the Year Ended December 31, 2020*

	<u>Final Budget</u>	<u>Actual</u>	<u>Variance with Final Budget</u>
Revenues:			
Intergovernmental	\$ 1,678,099	\$ 1,029,948	\$ (648,151)
Total Revenues	<u>1,678,099</u>	<u>1,029,948</u>	<u>(648,151)</u>
Expenditures:			
Capital Outlay	1,678,099	1,029,948	648,151
Total Expenditures	<u>1,678,099</u>	<u>1,029,948</u>	<u>648,151</u>
Net Change in Fund Balance	0	0	0
Fund Balance Beginning of Year	0	0	0
Prior Year Encumbrances Appropriated	<u>0</u>	<u>0</u>	<u>0</u>
Fund Balance End of Year	<u><u>\$ 0</u></u>	<u><u>\$ 0</u></u>	<u><u>\$ 0</u></u>

CITY OF LIMA
Allen County, Ohio

*Schedule of Revenues, Expenditures and Changes in Fund Balance
 Budget (Non-GAAP Basis) and Actual
 ALL-Lima RRGs Fund
 For the Year Ended December 31, 2020*

	<u>Final Budget</u>	<u>Actual</u>	<u>Variance with Final Budget</u>
Revenues:			
Intergovernmental	\$ 5,966,495	\$ 2,215,415	\$ (3,751,080)
Total Revenues	<u>5,966,495</u>	<u>2,215,415</u>	<u>(3,751,080)</u>
Expenditures:			
Capital Outlay	5,966,495	2,215,415	3,751,080
Total Expenditures	<u>5,966,495</u>	<u>2,215,415</u>	<u>3,751,080</u>
Net Change in Fund Balance	0	0	0
Fund Balance Beginning of Year	0	0	0
Prior Year Encumbrances Appropriated	<u>0</u>	<u>0</u>	<u>0</u>
Fund Balance End of Year	<u>\$ 0</u>	<u>\$ 0</u>	<u>\$ 0</u>

CITY OF LIMA
Allen County, Ohio

*Schedule of Revenues, Expenditures and Changes in Fund Balance
 Budget (Non-GAAP Basis) and Actual
 Fire Vehicles Fund
 For the Year Ended December 31, 2020*

	<u>Final Budget</u>	<u>Actual</u>	<u>Variance with Final Budget</u>
TOTAL	\$ 0	\$ 0	\$ 0
Net Change in Fund Balance	0	0	0
Fund Balance Beginning of Year	4,835	4,835	0
Prior Year Encumbrances Appropriated	<u>0</u>	<u>0</u>	<u>0</u>
Fund Balance End of Year	<u>\$ 4,835</u>	<u>\$ 4,835</u>	<u>\$ 0</u>

CITY OF LIMA
Allen County, Ohio

*Schedule of Revenues, Expenditures and Changes in Fund Balance
 Budget (Non-GAAP Basis) and Actual
 Central Service Roof Fund
 For the Year Ended December 31, 2020*

	<u>Final Budget</u>	<u>Actual</u>	<u>Variance with Final Budget</u>
TOTAL	\$ 0	\$ 0	\$ 0
Net Change in Fund Balance	0	0	0
Fund Balance Beginning of Year	14,804	14,804	0
Prior Year Encumbrances Appropriated	<u>0</u>	<u>0</u>	<u>0</u>
Fund Balance End of Year	<u>\$ 14,804</u>	<u>\$ 14,804</u>	<u>\$ 0</u>

CITY OF LIMA
Allen County, Ohio

*Schedule of Revenues, Expenditures and Changes in Fund Balance
 Budget (Non-GAAP Basis) and Actual
 Police Cruisers and Equipment Fund
 For the Year Ended December 31, 2020*

	<u>Final Budget</u>	<u>Actual</u>	<u>Variance with Final Budget</u>
TOTAL	\$ 0	\$ 0	\$ 0
Net Change in Fund Balance	0	0	0
Fund Balance Beginning of Year	4,697	4,697	0
Prior Year Encumbrances Appropriated	<u>0</u>	<u>0</u>	<u>0</u>
Fund Balance End of Year	<u>\$ 4,697</u>	<u>\$ 4,697</u>	<u>\$ 0</u>

CITY OF LIMA
Allen County, Ohio

*Schedule of Revenues, Expenditures and Changes in Fund Balance
 Budget (Non-GAAP Basis) and Actual
 Note Issue, Government Projects Fund
 For the Year Ended December 31, 2020*

	<u>Final Budget</u>	<u>Actual</u>	<u>Variance with Final Budget</u>
Revenues:			
Investment Income	\$ 0	\$ 27	\$ 27
Total Revenues	<u>0</u>	<u>27</u>	<u>27</u>
Expenditures:			
Capital Outlay	453	0	453
Total Expenditures	<u>453</u>	<u>0</u>	<u>453</u>
Net Change in Fund Balance	(453)	27	480
Fund Balance Beginning of Year	259,154	259,154	0
Prior Year Encumbrances Appropriated	<u>453</u>	<u>453</u>	<u>0</u>
Fund Balance End of Year	<u>\$ 259,154</u>	<u>\$ 259,634</u>	<u>\$ 480</u>

CITY OF LIMA
Allen County, Ohio

*Schedule of Revenues, Expenditures and Changes in Fund Balance
 Budget (Non-GAAP Basis) and Actual
 2015 Note Issue, Government Projects Fund
 For the Year Ended December 31, 2020*

	<u>Final Budget</u>	<u>Actual</u>	<u>Variance with Final Budget</u>
Revenues:			
Investment Income	\$ 0	\$ 4	\$ 4
Total Revenues	<u>0</u>	<u>4</u>	<u>4</u>
Net Change in Fund Balance	0	4	4
Fund Balance Beginning of Year	34,071	34,071	0
Prior Year Encumbrances Appropriated	<u>0</u>	<u>0</u>	<u>0</u>
Fund Balance End of Year	<u>\$ 34,071</u>	<u>\$ 34,075</u>	<u>\$ 4</u>

CITY OF LIMA
Allen County, Ohio

*Schedule of Revenues, Expenditures and Changes in Fund Balance
 Budget (Non-GAAP Basis) and Actual
 ODNR-ALLE-003C Schoonover Lake Dam Restoration Fund
 For the Year Ended December 31, 2020*

	<u>Final Budget</u>	<u>Actual</u>	<u>Variance with Final Budget</u>
Revenues:			
Intergovernmental	\$ 264,360	\$ 234,980	\$ (29,380)
Total Revenues	<u>264,360</u>	<u>234,980</u>	<u>(29,380)</u>
Expenditures:			
Capital Outlay	<u>264,360</u>	<u>264,360</u>	<u>0</u>
Total Expenditures	<u>264,360</u>	<u>264,360</u>	<u>0</u>
Excess of Revenues Over (Under) Expenditures	<u>0</u>	<u>(29,380)</u>	<u>(29,380)</u>
Other Financing Sources (Uses):			
Advances In	<u>0</u>	<u>29,380</u>	<u>29,380</u>
Total Other Financing Sources (Uses)	<u>0</u>	<u>29,380</u>	<u>29,380</u>
Net Change in Fund Balance	0	0	0
Fund Balance Beginning of Year	(264,360)	(264,360)	0
Prior Year Encumbrances Appropriated	<u>264,360</u>	<u>264,360</u>	<u>0</u>
Fund Balance End of Year	<u>\$ 0</u>	<u>\$ 0</u>	<u>\$ 0</u>

CITY OF LIMA
Allen County, Ohio

*Schedule of Revenues, Expenditures and Changes in Fund Balance
 Budget (Non-GAAP Basis) and Actual
 2017 Land & Water Conservation Fund-Schoonover Park Fund
 For the Year Ended December 31, 2020*

	<u>Final Budget</u>	<u>Actual</u>	<u>Variance with Final Budget</u>
Revenues:			
Intergovernmental	\$ 17,649	\$ 0	\$ (17,649)
Total Revenues	<u>17,649</u>	<u>0</u>	<u>(17,649)</u>
Expenditures:			
Capital Outlay	<u>17,649</u>	<u>17,649</u>	<u>0</u>
Total Expenditures	<u>17,649</u>	<u>17,649</u>	<u>0</u>
Excess of Revenues Over (Under) Expenditures	<u>0</u>	<u>(17,649)</u>	<u>(17,649)</u>
Other Financing Sources (Uses):			
Advances In	<u>0</u>	<u>17,649</u>	<u>17,649</u>
Total Other Financing Sources (Uses)	<u>0</u>	<u>17,649</u>	<u>17,649</u>
Net Change in Fund Balance	0	0	0
Fund Balance Beginning of Year	(17,649)	(17,649)	0
Prior Year Encumbrances Appropriated	<u>17,649</u>	<u>17,649</u>	<u>0</u>
Fund Balance End of Year	<u>\$ 0</u>	<u>\$ 0</u>	<u>\$ 0</u>

CITY OF LIMA
Allen County, Ohio

*Schedule of Revenues, Expenditures and Changes in Fund Balance
 Budget (Non-GAAP Basis) and Actual
 Johnny Appleseed 2019 Cooperative Park Improvement Grant Fund
 For the Year Ended December 31, 2020*

	<u>Final Budget</u>	<u>Actual</u>	<u>Variance with Final Budget</u>
Expenditures:			
Capital Outlay	\$ 25,000	\$ 0	\$ 25,000
Total Expenditures	<u>25,000</u>	<u>0</u>	<u>25,000</u>
Net Change in Fund Balance	(25,000)	0	25,000
Fund Balance Beginning of Year	25,000	25,000	0
Prior Year Encumbrances Appropriated	<u>0</u>	<u>0</u>	<u>0</u>
Fund Balance End of Year	<u>\$ 0</u>	<u>\$ 25,000</u>	<u>\$ 25,000</u>

CITY OF LIMA
Allen County, Ohio

*Schedule of Revenues, Expenditures and Changes in Fund Balance
 Budget (Non-GAAP Basis) and Actual
 2018 Bond-Schoonover Lake Dam Fund
 For the Year Ended December 31, 2020*

	<u>Final Budget</u>	<u>Actual</u>	<u>Variance with Final Budget</u>
Revenues:			
Investment Income	\$ 0	\$ 76	\$ 76
Total Revenues	<u>0</u>	<u>76</u>	<u>76</u>
Expenditures:			
Capital Outlay	1,005,330	1,005,330	0
Total Expenditures	<u>1,005,330</u>	<u>1,005,330</u>	<u>0</u>
Net Change in Fund Balance	(1,005,330)	(1,005,254)	76
Fund Balance Beginning of Year	6,703	6,703	0
Prior Year Encumbrances Appropriated	<u>1,005,330</u>	<u>1,005,330</u>	<u>0</u>
Fund Balance End of Year	<u>\$ 6,703</u>	<u>\$ 6,779</u>	<u>\$ 76</u>

CITY OF LIMA
Allen County, Ohio

*Schedule of Revenues, Expenditures and Changes in Fund Balance
 Budget (Non-GAAP Basis) and Actual
 2018 Bond-Hall of Justice Renovation Fund
 For the Year Ended December 31, 2020*

	<u>Final Budget</u>	<u>Actual</u>	<u>Variance with Final Budget</u>
Revenues:			
Investment Income	\$ 0	\$ 29	\$ 29
Total Revenues	<u>0</u>	<u>29</u>	<u>29</u>
Expenditures:			
Capital Outlay	48,731	6,854	41,877
Total Expenditures	<u>48,731</u>	<u>6,854</u>	<u>41,877</u>
Net Change in Fund Balance	(48,731)	(6,825)	41,906
Fund Balance Beginning of Year	37,776	37,776	0
Prior Year Encumbrances Appropriated	<u>48,731</u>	<u>48,731</u>	<u>0</u>
Fund Balance End of Year	<u>\$ 37,776</u>	<u>\$ 79,682</u>	<u>\$ 41,906</u>

CITY OF LIMA
Allen County, Ohio

*Schedule of Revenues, Expenditures and Changes in Fund Balance
 Budget (Non-GAAP Basis) and Actual
 2018 Bond-Street Department Vehicles Fund
 For the Year Ended December 31, 2020*

	<u>Final Budget</u>	<u>Actual</u>	<u>Variance with Final Budget</u>
Revenues:			
Investment Income	\$ 0	\$ 18	\$ 18
Total Revenues	<u>0</u>	<u>18</u>	<u>18</u>
Expenditures:			
Capital Outlay	145,679	145,679	0
Total Expenditures	<u>145,679</u>	<u>145,679</u>	<u>0</u>
Net Change in Fund Balance	(145,679)	(145,661)	18
Fund Balance Beginning of Year	22,535	22,535	0
Prior Year Encumbrances Appropriated	<u>145,679</u>	<u>145,679</u>	<u>0</u>
Fund Balance End of Year	<u>\$ 22,535</u>	<u>\$ 22,553</u>	<u>\$ 18</u>

CITY OF LIMA
Allen County, Ohio

*Schedule of Revenues, Expenditures and Changes in Fund Balance
 Budget (Non-GAAP Basis) and Actual
 ODNR Natureworks Grant - Lincoln Park Fund
 For the Year Ended December 31, 2020*

	<u>Final Budget</u>	<u>Actual</u>	<u>Variance with Final Budget</u>
Revenues:			
Intergovernmental	\$ 75,459	\$ 0	\$ (75,459)
Total Revenues	<u>75,459</u>	<u>0</u>	<u>(75,459)</u>
Net Change in Fund Balance	75,459	0	(75,459)
Fund Balance Beginning of Year	0	0	0
Prior Year Encumbrances Appropriated	<u>0</u>	<u>0</u>	<u>0</u>
Fund Balance End of Year	<u><u>\$ 75,459</u></u>	<u><u>\$ 0</u></u>	<u><u>\$ (75,459)</u></u>

CITY OF LIMA
Allen County, Ohio

*Schedule of Revenues, Expenditures and Changes in Fund Balance
 Budget (Non-GAAP Basis) and Actual
 Lima Memorial Hospital Grant - Lincoln Park Fund
 For the Year Ended December 31, 2020*

	<u>Final Budget</u>	<u>Actual</u>	<u>Variance with Final Budget</u>
Expenditures:			
Capital Outlay	\$ 19,569	\$ 0	\$ 19,569
Total Expenditures	<u>19,569</u>	<u>0</u>	<u>19,569</u>
Net Change in Fund Balance	(19,569)	0	19,569
Fund Balance Beginning of Year	19,569	19,569	0
Prior Year Encumbrances Appropriated	<u>0</u>	<u>0</u>	<u>0</u>
Fund Balance End of Year	<u><u>\$ 0</u></u>	<u><u>\$ 19,569</u></u>	<u><u>\$ 19,569</u></u>

CITY OF LIMA
Allen County, Ohio

*Schedule of Revenues, Expenditures and Changes in Fund Balance
 Budget (Non-GAAP Basis) and Actual
 Ford Grant - Lincoln Park Fund
 For the Year Ended December 31, 2020*

	<u>Final Budget</u>	<u>Actual</u>	<u>Variance with Final Budget</u>
Revenues:			
Intergovernmental	\$ 40,000	\$ 0	\$ (40,000)
Total Revenues	<u>40,000</u>	<u>0</u>	<u>(40,000)</u>
Net Change in Fund Balance	40,000	0	(40,000)
Fund Balance Beginning of Year	0	0	0
Prior Year Encumbrances Appropriated	<u>0</u>	<u>0</u>	<u>0</u>
Fund Balance End of Year	<u>\$ 40,000</u>	<u>\$ 0</u>	<u>\$ (40,000)</u>

CITY OF LIMA
Allen County, Ohio

*Schedule of Revenues, Expenditures and Changes in Fund Balance
 Budget (Non-GAAP Basis) and Actual
 General Debt Service Fund
 For the Year Ended December 31, 2020*

	<u>Final Budget</u>	<u>Actual</u>	<u>Variance with Final Budget</u>
Revenues:			
Investment Income	\$ 0	\$ 8,116	\$ 8,116
Miscellaneous	64,300	124,990	60,690
Total Revenues	<u>64,300</u>	<u>133,106</u>	<u>68,806</u>
Expenditures:			
Debt Service:			
Manuscript Debt Purchased	84,159	101,900	(17,741)
Principal Retirement	984,750	967,487	17,263
Interest and Fiscal Charges	243,245	242,766	479
Total Expenditures	<u>1,312,154</u>	<u>1,312,153</u>	<u>1</u>
Excess of Revenues Over (Under) Expenditures	<u>(1,247,854)</u>	<u>(1,179,047)</u>	<u>68,807</u>
Other Financing Sources (Uses):			
Transfers-In	1,227,995	1,227,996	1
Total Other Financing Sources (Uses)	<u>1,227,995</u>	<u>1,227,996</u>	<u>1</u>
Net Change in Fund Balance	(19,859)	48,949	68,808
Fund Balance Beginning of Year	19,861	19,861	0
Prior Year Encumbrances Appropriated	<u>0</u>	<u>0</u>	<u>0</u>
Fund Balance End of Year	<u>\$ 2</u>	<u>\$ 68,810</u>	<u>\$ 68,808</u>

CITY OF LIMA
Allen County, Ohio

*Schedule of Revenues, Expenditures and Changes in Fund Balance
 Budget (Non-GAAP Basis) and Actual
 Special Assessment Debt Service Fund
 For the Year Ended December 31, 2020*

	<u>Final Budget</u>	<u>Actual</u>	<u>Variance with Final Budget</u>
Revenues:			
Special Assessments	\$ 66,938	\$ 66,677	\$ (261)
Total Revenues	<u>66,938</u>	<u>66,677</u>	<u>(261)</u>
Expenditures:			
Debt Service:			
Principal Retirement	64,700	60,290	4,410
Interest and Fiscal Charges	2,238	6,648	(4,410)
Total Expenditures	<u>66,938</u>	<u>66,938</u>	<u>0</u>
Excess of Revenues Over (Under) Expenditures	<u>0</u>	<u>(261)</u>	<u>(261)</u>
Other Financing Sources (Uses):			
Advances In	0	262	262
Total Other Financing Sources (Uses)	<u>0</u>	<u>262</u>	<u>262</u>
Net Change in Fund Balance	0	1	1
Fund Balance Beginning of Year	0	0	0
Prior Year Encumbrances Appropriated	<u>0</u>	<u>0</u>	<u>0</u>
Fund Balance End of Year	<u><u>\$ 0</u></u>	<u><u>\$ 1</u></u>	<u><u>\$ 1</u></u>

**COMBINING STATEMENTS FOR
PROPRIETARY FUNDS**



CITY OF LIMA
Allen County, Ohio

Enterprise Funds

The enterprise funds account for operations that are finance and operated in a manner similar to private business enterprises where the intent is that costs (expenses, including depreciation) of providing services to the general public on a continuing basis be recovered primarily through user charges.

Water

Water Construction

Water Replace/Improvement

Guarantee Deposits

Water Utility Reserve

2014 Note Issue-Water Projects

Sewer

Construction-2009 Debt Issue

North Collett Sewer

2014 Sewer Revenue Bond

Sewer Replacement Improvement

Sewer Utility Reserve

2018 Sewer Revenue Refunding Issue

Refuse

Storm Water

Internal Service Funds

The internal service funds account for the financing of goods or services provided by one department of the City of Lima to other departments, on a cost-reimbursement basis. Accounting for these funds is designed to accumulate all of the costs incurred by the internal service fund in providing its goods and services to other departments. However, charges to the other departments are not intended to produce a significant profit in the long run, but to recover the total costs of providing goods or services.

Health Benefits

To account for the collection of premiums and payment of claims for City employee health, dental, vision and prescription coverage, in lieu of purchasing these insurance benefits.

Public Works Gasoline

To account for the central purchase of gasoline supply in large quantities at a lesser price with the subsequent charge to the various governmental user departments.

Utilities Gasoline

To account for the central purchase of gasoline supply in large quantities at a lesser price with the subsequent charge to the various utilities user departments.

IT Services

To account for the centralization of information technology services provided with the subsequent charge to the various user City departments.

CITY OF LIMA
Allen County

Combining Statement of Fund Net Position
Internal Service Funds
December 31, 2020

	Health Benefits	Public Works Gasoline	Utilities Gasoline	IT Services	Total
Assets					
<i>Current assets:</i>					
Equity in Pooled Cash and Cash Equivalents	\$ 2,427,809	\$ 22,994	\$ 15,380	\$ 617,126	\$ 3,083,309
Receivables:					
Accounts	14,095	0	0	0	14,095
Intergovernmental	0	437	0	0	437
Materials and Supplies Inventory	0	30,636	7,441	0	38,077
Prepaid Items	0	0	0	775	775
<i>Total Current Assets</i>	<u>2,441,904</u>	<u>54,067</u>	<u>22,821</u>	<u>617,901</u>	<u>3,136,693</u>
<i>Noncurrent Assets:</i>					
Capital Assets:					
Depreciable Capital Assets, Net	0	86,653	0	37,649	124,302
<i>Total Noncurrent Assets</i>	<u>0</u>	<u>86,653</u>	<u>0</u>	<u>37,649</u>	<u>124,302</u>
<i>Total Assets</i>	<u>2,441,904</u>	<u>140,720</u>	<u>22,821</u>	<u>655,550</u>	<u>3,260,995</u>
Deferred Outflows of Resources					
Pension	0	0	0	256,171	256,171
OPEB	0	0	0	178,721	178,721
<i>Total Deferred Outflows of Resources</i>	<u>0</u>	<u>0</u>	<u>0</u>	<u>434,892</u>	<u>434,892</u>
Liabilities					
<i>Current Liabilities:</i>					
Accounts Payable	0	25,718	0	903	26,621
Accrued Wages	0	0	0	6,362	6,362
Compensated Absences Payable	0	0	0	45,424	45,424
Intergovernmental Payable	0	0	0	558	558
Claims Payable	1,171,575	0	0	0	1,171,575
<i>Total Current Liabilities</i>	<u>1,171,575</u>	<u>25,718</u>	<u>0</u>	<u>53,247</u>	<u>1,250,540</u>
<i>Long-Term Liabilities</i>					
Compensated Absences Payable, (Net of Current Portion)	0	0	0	56,194	56,194
Net OPEB Liability	0	0	0	416,487	416,487
Net Pension Liability	0	0	0	596,000	596,000
<i>Total Long-Term Liabilities</i>	<u>0</u>	<u>0</u>	<u>0</u>	<u>1,068,681</u>	<u>1,068,681</u>
<i>Total Liabilities</i>	<u>1,171,575</u>	<u>25,718</u>	<u>0</u>	<u>1,121,928</u>	<u>2,319,221</u>
Deferred Inflows of Resources					
Pension	0	0	0	132,339	132,339
OPEB	0	0	0	62,036	62,036
<i>Total Deferred Inflows of Resources</i>	<u>0</u>	<u>0</u>	<u>0</u>	<u>194,375</u>	<u>194,375</u>
Net Position					
Unrestricted	1,270,329	115,002	22,821	(225,861)	1,182,291
<i>Total Net Position</i>	<u>\$ 1,270,329</u>	<u>\$ 115,002</u>	<u>\$ 22,821</u>	<u>\$ (225,861)</u>	<u>\$ 1,182,291</u>

CITY OF LIMA
Allen County, Ohio

Combining Statement of Revenues, Expenses and Changes in Net Position
Internal Service Funds
For the Year Ended December 31, 2020

	Health Benefits	Public Works Gasoline	Utilities Gasoline	IT Services	Total
Operating Revenues:					
Charges for Services	\$ 7,741,466	\$ 0	\$ 0	\$ 1,017,132	\$ 8,758,598
Other Operating Revenues	786,033	407,730	0	173	1,193,936
Total Operating Revenues	<u>8,527,499</u>	<u>407,730</u>	<u>0</u>	<u>1,017,305</u>	<u>9,952,534</u>
Operating Expenses:					
Salaries	0	0	0	420,732	420,732
Fringe Benefits	0	0	0	580,058	580,058
Claims Expense	7,235,045	0	0	0	7,235,045
Other Services and Charges	1,451,945	419,360	1,742	48,053	1,921,100
Depreciation	0	6,459	0	9,842	16,301
Total Operating Expenses	<u>8,686,990</u>	<u>425,819</u>	<u>1,742</u>	<u>1,058,685</u>	<u>10,173,236</u>
Operating Income (Loss)	<u>(159,491)</u>	<u>(18,089)</u>	<u>(1,742)</u>	<u>(41,380)</u>	<u>(220,702)</u>
Non-Operating Revenues					
(Expenses):					
Workers Compensation Rebates & Refunds	0	0	0	17,055	17,055
Total Non-Operating Revenues (Expenses)	<u>0</u>	<u>0</u>	<u>0</u>	<u>17,055</u>	<u>17,055</u>
Change in Net Position	(159,491)	(18,089)	(1,742)	(24,325)	(203,647)
Net Position - Beginning of Year	<u>1,429,820</u>	<u>133,091</u>	<u>24,563</u>	<u>(201,536)</u>	<u>1,385,938</u>
Net Position - End of Year	<u>\$ 1,270,329</u>	<u>\$ 115,002</u>	<u>\$ 22,821</u>	<u>\$ (225,861)</u>	<u>\$ 1,182,291</u>

CITY OF LIMA
Allen County, Ohio

Combining Statement of Cash Flows
Internal Service Funds
For the Year Ended December 31, 2020

	Health Benefits	Public Works Gasoline	Utility Gasoline	IT Services	Total
Cash Flows from Operating Activities:					
Cash Received from Interfund Services Provided	\$ 6,773,400	\$ 396,855	\$ 0	\$ 1,017,132	\$ 8,187,387
Other Cash Receipts	1,741,384	11,064	0	173	1,752,621
Cash Payments to Employees for Service	0	0	0	(433,245)	(433,245)
Cash Payments for Employee Benefits	0	0	0	(190,601)	(190,601)
Cash Payments from Other Services and Charges	(1,451,945)	(415,298)	0	(50,560)	(1,917,803)
Cash Payments for Claims	(6,963,680)	0	0	0	(6,963,680)
Net Cash Provided by (Used in) Operating Activities	<u>99,159</u>	<u>(7,379)</u>	<u>0</u>	<u>342,899</u>	<u>434,679</u>
Cash Flows from Noncapital Financing Activities					
Cash Received from BWC Reimbursements	0	0	0	17,055	17,055
Net Cash Provided by (Used in) Noncapital Financing Activities	<u>0</u>	<u>0</u>	<u>0</u>	<u>17,055</u>	<u>17,055</u>
Cash Flows from Capital and Related Financing Activities:					
Payments for Capital Acquisitions	0	0	0	(4,157)	(4,157)
Net Cash Provided by (Used in) Capital and Related Financing Activities	<u>0</u>	<u>0</u>	<u>0</u>	<u>(4,157)</u>	<u>(4,157)</u>
Net Increase (Decrease) in Cash and Cash Equivalents	99,159	(7,379)	0	355,797	447,577
Cash and Cash Equivalents Beginning of Year	<u>2,328,650</u>	<u>30,373</u>	<u>15,380</u>	<u>261,329</u>	<u>2,635,732</u>
Cash and Cash Equivalents End of Year	<u>\$ 2,427,809</u>	<u>\$ 22,994</u>	<u>\$ 15,380</u>	<u>\$ 617,126</u>	<u>\$ 3,083,309</u>
Reconciliation of Operating Gain (Loss) to Net Cash Provided by (Used in) Operating Activities:					
Operating Gain (Loss)	\$ (159,491)	\$ (18,089)	\$ (1,742)	\$ (41,380)	\$ (220,702)
Adjustments:					
Depreciation	0	6,459	0	9,842	16,301
(Increase) Decrease in Assets:					
Accounts Receivable	(12,715)	0	0	0	(12,715)
Intergovernmental Receivable	0	189	0	0	189
Materials and Supply Inventory	0	(944)	1,742	0	798
Prepaid Items	0	0	0	(775)	(775)
Increase in Deferred Outflows of Resources - Pension	0	0	0	340,019	340,019
Increase in Deferred Outflows of Resources - OPEB	0	0	0	74,709	74,709
Increase (Decrease) in Liabilities:					
Accounts Payable	0	5,006	0	(1,732)	3,274
Accrued Wages	0	0	0	(12,513)	(12,513)
Compensated Absences Payable	0	0	0	27,261	27,261
Intergovernmental Payable	0	0	0	(11,348)	(11,348)
Claims Payable	271,365	0	0	0	271,365
Net Pension Liability	0	0	0	(242,113)	(242,113)
Net OPEB Liability	0	0	0	18,638	18,638
Increase in Deferred Inflows of Resources - Pension	0	0	0	121,334	121,334
Increase in Deferred Inflows of Resources - OPEB	0	0	0	60,957	60,957
Net Cash Provided by (Used in) Operating Activities	<u>\$ 99,159</u>	<u>\$ (7,379)</u>	<u>\$ 0</u>	<u>\$ 342,899</u>	<u>\$ 434,679</u>

This page is intentionally blank

**COMBINING STATEMENTS FOR
FIDUCIARY FUNDS**



CITY OF LIMA
Allen County, Ohio

Fiduciary funds are used to account for assets held by the City in a trustee capacity, or as an agent for individuals, private organizations, other governmental units, and/or funds. The following is the City's fiduciary fund type:

Custodial Funds

Custodial funds are custodial in nature, and therefore present the additions and deductions from the fiduciary net position. These funds are used to record the collection and payment of state building fees, energy special improvement district assessments, law library resource board and municipal court activity.

Building Fees

To account for the collection of State's share of permit fees.

Special Improvement Districts

This fund accounts for a special assessments collected by the County from nonprofit organizations who have financed certain energy efficiency improvement projects from bonds issued by the Lucas County Port Authority. The City is not obligated in any manner for the special assessment debt. The City is acting as agent for the property owners in collecting the assessments and forwarding the collections to the bondholder or Port Authority.

Law Library Trust

To account for the collection of fines and forfeitures required to be remitted to the County's law library resources fund.

Municipal Court

This fund reports fines and forfeitures collected by the Lima Municipal Court for distribution to various individuals, or State and local governments.

CITY OF LIMA
Allen County, Ohio

*Combining Statement of Fiduciary Net Position
 Custodial Funds
 December 31, 2020*

	Building Fees	Special Improvements Districts	Law Library Trust	Municipal Court	Total
Assets:					
Equity in Pooled Cash and Cash Equivalents	\$ 0	\$ 0	\$ 12,504	\$ 0	\$ 12,504
Cash and Cash Equivalents in Segregated Accounts	0	0	0	464,277	464,277
Accounts Receivable	0	0	20,074	1,107,371	1,127,445
<i>Total Assets</i>	<u>0</u>	<u>0</u>	<u>32,578</u>	<u>1,571,648</u>	<u>1,604,226</u>
Liabilities:					
Intergovernmental Payable	0	0	12,505	0	12,505
Due to Other Governments	0	0	0	1,571,648	1,571,648
<i>Total Liabilities</i>	<u>0</u>	<u>0</u>	<u>12,505</u>	<u>1,571,648</u>	<u>1,584,153</u>
Net Position:					
Restricted for Other Governments	0	0	20,073	0	20,073
<i>Total Net Position</i>	<u>\$ 0</u>	<u>\$ 0</u>	<u>\$ 20,073</u>	<u>\$ 0</u>	<u>\$ 20,073</u>

CITY OF LIMA
Allen County, Ohio

*Combining Statement of Changes in Fiduciary Net Position
 Custodial Funds
 For the Year Ended December 31, 2020*

	Building Fees	Special Improvements Districts	Law Library Trust	Municipal Court	Total
Additions:					
Collections from Municipal Court	\$ 0	\$ 0	\$ 0	\$ 3,099,738	\$ 3,099,738
Collections for Other Governmental Entities	14,120	0	56,698	0	70,818
Collections for Other Organizations	0	109,077	0	0	109,077
Total Additions	<u>14,120</u>	<u>109,077</u>	<u>56,698</u>	<u>3,099,738</u>	<u>3,279,633</u>
Deductions:					
Administrative Expenses	0	2,139	0	0	2,139
Payments to Other Governmental Entities	14,120	106,938	66,220	0	187,278
Disbursement of Court Collections	0	0	0	3,099,738	3,099,738
Total Deductions	<u>14,120</u>	<u>109,077</u>	<u>66,220</u>	<u>3,099,738</u>	<u>3,289,155</u>
Change in Net Position	0	0	(9,522)	0	(9,522)
Net Position - Beginning of Year	<u>0</u>	<u>0</u>	<u>29,595</u>	<u>0</u>	<u>29,595</u>
Net Position - End of Year	<u>\$ 0</u>	<u>\$ 0</u>	<u>\$ 20,073</u>	<u>\$ 0</u>	<u>\$ 20,073</u>

**SUPPLEMENTAL SCHEDULE –
GENERAL FUND CASH BASIS TO
GAAP BASIS RECONCILIATION**



CITY OF LIMA
Allen County, Ohio

Supplementary Schedule
General Fund Cash Basis to GAAP Basis Reconciliation
For the Year Ended December 31, 2020

	Cash Transaction General Fund	GAAP Entries/ Encumbrances	Fire Insurance	Security Deposits
Revenues:				
Property Taxes	\$ 1,137,757	\$ 0	\$ 0	\$ 0
Municipal Income Tax	19,068,443	(580,459)	0	0
Intergovernmental	3,641,129	6,068	0	0
Charges for Services	10,150,486	154,892	0	0
Fees, Licenses and Permits	744,555	0	0	0
Fines and Forfeitures	1,093,305	(20,012)	121,930	0
Contributions and Donations	0	0	0	0
Investment Income	515,530	(102,066)	0	0
Miscellaneous	152,976	121,337	0	147,698
Total Revenues	36,504,181	(420,240)	121,930	147,698
Expenditures:				
Current:				
Security of Persons and Property	17,198,023	(424,776)	0	0
Leisure Time Activities	1,261,079	(36,768)	0	0
Community Environment	1,292,791	(26,954)	0	0
Transportation	1,025,364	4,560	0	0
General Government	10,178,527	(851,606)	89,781	31,603
Capital Outlay	215,622	9,168	0	0
Debt Service:				
Interest and Fiscal Charges	3,400	0	0	0
Total Expenditures	31,174,806	(1,326,376)	89,781	31,603
Excess of Revenues Over (Under) Expenditures	5,329,375	906,136	32,149	116,095
Other Financing Sources (Uses):				
Proceeds from the Disposal of Capital				
Assets	2,111	0	0	0
Transfers Out	(1,271,896)	0	0	0
Advances Out	(56,116)	56,116	0	0
Total Other Financing Sources (Uses)	(1,325,901)	56,116	0	0
Net Change in Fund Balance	4,003,474	962,252	32,149	116,095
Fund Balance Beginning of Year	9,738,717	0	115,547	262,213
Prior Year Encumbrances Appropriated	840,598	(851,324)	6,800	0
Fund Balance End of Year	\$ 14,582,789	\$ 110,928	\$ 154,496	\$ 378,308

CITY OF LIMA
Allen County, Ohio

Supplementary Schedule
General Fund Cash Basis to GAAP Basis Reconciliation
For the Year Ended December 31, 2020

<u>Insurance Repair</u>	<u>Capital Replacement</u>	<u>Unclaimed Monies</u>	<u>Total General Fund</u>
\$ 0	\$ 0	\$ 0	\$ 1,137,757
0	0	0	18,487,984
0	0	0	3,647,197
0	0	0	10,305,378
0	0	0	744,555
21,120	0	0	1,216,343
0	1,357	0	1,357
0	0	0	413,464
0	5	15,545	437,561
<u>21,120</u>	<u>1,362</u>	<u>15,545</u>	<u>36,391,596</u>
0	0	0	16,773,247
0	0	0	1,224,311
0	0	0	1,265,837
0	0	0	1,029,924
20,819	0	170	9,469,294
0	1,058	0	225,848
0	0	0	3,400
<u>20,819</u>	<u>1,058</u>	<u>170</u>	<u>29,991,861</u>
<u>301</u>	<u>304</u>	<u>15,375</u>	<u>6,399,735</u>
0	0	0	2,111
0	0	0	(1,271,896)
0	0	0	0
<u>0</u>	<u>0</u>	<u>0</u>	<u>(1,269,785)</u>
301	304	15,375	5,129,950
41,134	4,052	400,947	10,562,610
<u>1,633</u>	<u>2,293</u>	<u>0</u>	<u>0</u>
<u>\$ 43,068</u>	<u>\$ 6,649</u>	<u>\$ 416,322</u>	<u>\$ 15,692,560</u>

This page intentionally blank.



Statistical Section



This page intentionally blank.

CITY OF LIMA
Allen County, Ohio
Statistical Section

This part of the City of Lima’s comprehensive annual financial report presents detailed information as a context for understanding what the information in the financial statements and note disclosures say about the City’s overall financial health.

Contents

Pages

Financial Trends

S2 – S9

These schedules contain trend information to help the reader understand how the City’s financial performance and well-being have changed over time.

Revenue Capacity

S10 – S18

These schedules contain information to help the reader assess the City’s most significant local revenue sources, property tax and municipal income tax.

Debt Capacity

S19 – S26

These schedules present information to help the reader assess the affordability of the City’s current levels of outstanding debt and the City’s ability to issue additional debt in the future.

Demographic and Economic Information

S27 – S29

These schedules offer demographic and economic indicators to help the reader understand the environment within which the City’s financial activities take place.

Operating Information

S30 – S37

These schedules contain service data to help the reader understand how the information in the City’s financial report relates to the services the City provides and the activities it performs.

Sources: Unless otherwise noted, the information in these schedules is derived from the comprehensive annual financial reports and basic financial statements for the relevant year.

City of Lima
Allen County, Ohio

*Net Position By Component
Last Ten Years
(Accrual Basis of Accounting)*

	2020	2019	Restated (4/6) 2018	Restated (1/5) 2017
Governmental Activities				
Net Investment in Capital Assets	\$ 63,374,221	\$ 59,431,988	\$ 55,069,594	\$ 55,708,866
Restricted:				
Capital Projects	674,821	1,343,843	2,023,633	480,161
Debt Service	850,292	851,177	832,579	325,158
Public Safety Services	441,001	429,537	384,808	0
Court Projects	2,318,258	1,970,605	1,500,964	0
Streets and Highway Maintenance	1,783,617	1,744,972	992,471	0
Community Development Programs	11,587,734	10,720,197	10,304,530	10,113,779
Other Purposes	1,405,118	1,165,917	649,012	4,453,728
Unrestricted	(37,499,156)	(39,978,013)	(55,739,560)	(50,811,807)
<i>Total Governmental Activities Net Position</i>	<u>\$ 44,935,906</u>	<u>\$ 37,680,223</u>	<u>\$ 16,018,031</u>	<u>\$ 20,269,885</u>
Business Type - Activities				
Net Investment in Capital Assets	\$ 41,680,928	\$ 41,984,824	\$ 44,358,955	\$ 37,874,252
Unrestricted	30,438,582	22,172,470	13,628,705	17,622,456
<i>Total Business-Type Activities Net Position</i>	<u>\$ 72,119,510</u>	<u>\$ 64,157,294</u>	<u>\$ 57,987,660</u>	<u>\$ 55,496,708</u>
Primary Government				
Net Investment in Capital Assets	\$ 105,055,149	\$ 101,416,812	\$ 99,428,549	\$ 93,583,118
Restricted	19,060,841	18,226,248	16,687,997	15,372,826
Unrestricted	(7,060,574)	(17,805,543)	(42,110,855)	(33,189,357)
<i>Total Primary Government Net Position</i>	<u>\$ 117,055,416</u>	<u>\$ 101,837,517</u>	<u>\$ 74,005,691</u>	<u>\$ 75,766,587</u>

Notes:

- (1) Fiscal year 2017 was restated for the implementation of GASB Statement No. 75 within the fiscal year 2018 financial statement.
- (2) Fiscal year 2014 was restated for the implementation of GASB Statement No. 68 within the fiscal year 2015 financial statement.
- (3) Fiscal year 2012 was restated for the implementation of GASB Statement No. 65 within the fiscal year 2013 financial statement. The City has elected to not restate net position amounts for fiscal years prior to implementation.
- (4) Additional detail regarding 'Restricted for Other Purposes' for prior years was not readily available.
- (5) Net position was restated for prior year error. Prior years were not updated to reflect this change.
- (6) Fiscal year 2018 was restated for the implementation of GASB Statement No. 84 within the fiscal year 2019 financial statement. The above schedule does not reflect this restatement in 2018.

2016	Restated (2) 2015	2014	Restated (3) 2013	2012	2011
\$ 54,889,633	\$ 52,627,927	\$ 53,589,765	\$ 54,734,230	\$ 53,973,918	\$ 56,821,196
478,215	676,555	629,352	438,436	1,064,702	194,001
331,853	368,859	327,255	358,747	347,738	593,543
0	0	0	0	0	0
0	0	0	0	0	0
0	0	0	0	0	0
0	0	0	0	0	0
4,534,769	4,223,911	4,262,769	4,423,095	5,149,984	5,023,634
(15,520,726)	(12,489,178)	(13,423,383)	12,450,455	12,285,690	8,768,927
<u>\$ 44,713,744</u>	<u>\$ 45,408,074</u>	<u>\$ 45,385,758</u>	<u>\$ 72,404,963</u>	<u>\$ 72,822,032</u>	<u>\$ 71,401,301</u>
\$ 38,609,468	\$ 37,464,541	\$ 33,632,832	\$ 33,741,830	\$ 35,854,478	\$ 38,714,090
19,074,782	16,467,027	18,903,247	18,760,654	15,379,956	16,839,523
<u>\$ 57,684,250</u>	<u>\$ 53,931,568</u>	<u>\$ 52,536,079</u>	<u>\$ 52,502,484</u>	<u>\$ 51,234,434</u>	<u>\$ 55,553,613</u>
\$ 93,499,101	\$ 90,092,468	\$ 87,222,597	\$ 88,476,060	\$ 89,828,396	\$ 95,535,286
5,344,837	5,269,325	5,219,376	5,220,278	6,562,424	5,811,178
3,554,056	3,977,849	5,479,864	31,211,109	27,665,646	25,608,450
<u>\$ 102,397,994</u>	<u>\$ 99,339,642</u>	<u>\$ 97,921,837</u>	<u>\$ 124,907,447</u>	<u>\$ 124,056,466</u>	<u>\$ 126,954,914</u>

City of Lima
Allen County, Ohio

*Changes in Net Position
Last Ten Years
(Accrual Basis of Accounting)*

	2020	2019	2018	2017	2016	2015	2014	Restated 2013	2012	2011
Program Revenues										
Governmental Activities:										
Charges for Services:										
Security of Persons and Property:	\$ 886,364	\$ 992,414	\$ 740,682	\$ 685,450	\$ 658,630	\$ 745,871	\$ 705,820	\$ 547,876	\$ 625,269	\$ 462,502
Leisure Time Activities	7,758	54,681	48,414	46,197	52,168	50,668	46,248	50,917	52,673	50,973
Community Environment	1,386,879	1,184,024	766,941	430,197	373,107	348,194	440,038	449,415	362,979	416,275
Transportation	669,851	1,016,612	690,450	1,068,231	860,204	475,745	423,150	406,601	491,280	535,746
General Government	12,701,090	12,803,439	12,003,067	11,368,557	11,072,244	9,700,479	9,341,096	8,449,990	8,198,546	7,848,599
Subtotal - Charges for Services	15,651,942	16,051,170	14,249,554	13,598,632	13,016,353	11,320,957	10,956,352	9,904,799	9,730,747	9,314,095
Operating Grants, Contributions and Interest										
Security of Persons and Property:	3,155,021	114,771	190,381	238,003	467,116	664,149	290,047	872,078	567,853	568,165
Leisure Time Activities	71,624	80,305	108,832	23,170	30,968	207,496	79,398	2,272	24,632	50,000
Community Environment	1,233,784	1,149,974	1,658,339	1,162,283	598,976	944,494	1,513,166	1,498,469	2,044,829	2,122,137
Transportation	1,777,293	1,646,329	1,317,555	895,487	1,100,078	1,897,682	1,377,507	1,430,384	1,678,443	1,297,524
General Government	388,070	30,000	45,011	35,049	49,429	0	0	30	16,533	8,927
Subtotal - Operating Grants, Contributions and Interest	6,625,792	3,021,379	3,320,118	2,353,992	2,246,567	3,713,821	3,260,118	3,803,233	4,332,290	4,046,753
Capital Grants and Contributions:										
Security of Persons and Property:	0	0	4	0	124,364	0	0	0	0	75,000
Leisure Time Activities	341,181	310,352	122,817	451,744	1,069,756	99,000	0	0	0	0
Community Environment	0	8,120	2,654	1,347	1,556	4,519	2,297	3,074	6,830	798
Transportation	7,184,711	6,184,168	3,507,645	2,622,376	2,595,745	3,334,909	2,993,957	2,116,440	3,219,006	7,009,810
General Government	4,603	42,772	23,303	15,453	81,200	94,371	40,497	0	0	0
Subtotal - Capital Grants and Contributions	7,530,495	6,545,412	3,656,423	3,090,920	3,872,621	3,532,799	3,036,751	2,119,514	3,225,836	7,085,608
Total Governmental Activities Program Revenues	29,808,229	25,617,961	21,226,095	19,043,544	19,135,541	18,567,577	17,253,221	15,827,546	17,288,873	20,446,456
Business-Type Activities:										
Charges for Services:										
Water	20,788,786	19,435,585	18,640,493	17,446,437	17,272,879	14,822,149	14,666,486	12,539,170	12,283,502	11,093,380
Sewer	16,270,650	15,735,897	15,550,000	14,142,850	12,692,715	11,465,159	12,076,059	10,790,172	10,144,675	9,882,568
Refuse	2,835,525	2,865,302	2,709,653	2,750,646	2,762,942	2,850,040	2,964,121	2,891,801	2,980,027	2,757,241
Storm Water	2,533,854	2,506,393	2,432,349	2,369,220	2,412,386	2,267,624	2,358,212	2,371,200	2,365,696	2,344,726
Subtotal - Charges for Services	42,428,815	40,543,177	39,332,495	36,709,153	35,140,922	31,404,972	32,064,878	28,592,343	27,773,900	26,077,915
Operating Grants, Contributions and Interest										
Water	0	0	0	0	0	0	0	90,230	0	0
Sewer	0	0	179,523	187,008	0	0	0	0	0	0
Refuse	0	0	0	0	0	0	0	0	0	0
Storm Water	0	0	0	0	0	0	0	0	0	0
Subtotal - Operating Grants, Contributions and Interest	0	0	179,523	187,008	0	0	0	90,230	0	0
Capital Grants and Contributions										
Water	16,578	44,981	26,051	27,450	59,874	34,037	46,100	35,371	47,708	37,437
Sewer	0	49	1,026,159	0	0	186	190	0	0	0
Refuse	0	0	0	0	0	0	0	0	0	0
Storm Water	225,501	0	0	0	0	0	0	0	0	0
Subtotal - Capital Grants and Contributions	242,079	45,030	1,052,210	27,450	59,874	34,223	46,290	35,371	47,708	37,437
Total Business-Type Activities Program Revenues	42,670,894	40,588,207	40,564,228	36,923,611	35,200,796	31,439,195	32,111,168	28,717,944	27,821,608	26,115,352
Total Primary Government Program Revenues	\$ 72,479,123	\$ 66,206,168	\$ 61,790,323	\$ 55,967,155	\$ 54,336,337	\$ 50,006,772	\$ 49,364,389	\$ 44,545,490	\$ 45,110,481	\$ 46,561,808

(continued)

City of Lima
Allen County, Ohio

Changes in Net Position (continued)
Last Ten Years
(Accrual Basis of Accounting)

	2020	2019	2018	2017	2016	2015	2014	2013	Restated 2012	2011
Expenses										
Governmental Activities:										
Security of Persons and Property:	\$ 19,061,916	\$ 2,870,480	\$ 21,580,661	\$ 20,631,088	\$ 21,338,291	\$ 18,511,963	\$ 17,137,714	\$ 16,700,344	\$ 15,639,553	\$ 16,553,253
Leisure Time Activities	1,655,212	2,018,248	2,046,266	2,190,068	1,139,607	1,568,227	1,302,089	1,207,812	1,054,416	1,110,824
Community Environment	3,111,032	3,567,973	3,321,435	3,118,020	2,284,805	2,834,788	2,690,726	3,597,825	3,482,018	3,888,424
Transportation	6,537,115	5,831,966	7,428,792	6,167,355	6,080,235	6,403,662	6,159,891	5,869,074	5,821,889	4,314,809
General Government	14,923,729	13,230,152	12,510,907	13,329,978	9,211,757	9,156,702	9,251,593	8,495,961	8,175,052	8,220,143
Interest and Fiscal Charges	236,441	255,474	435,518	144,981	151,093	163,865	150,570	128,601	134,208	148,448
<i>Total Governmental Activities Expenses</i>	<u>45,525,445</u>	<u>27,774,293</u>	<u>47,323,579</u>	<u>45,581,490</u>	<u>40,205,788</u>	<u>38,639,207</u>	<u>36,692,583</u>	<u>35,999,617</u>	<u>34,307,136</u>	<u>34,235,901</u>
Business-Type Activities										
Water	17,154,037	16,471,828	17,623,905	15,516,585	15,283,811	14,902,799	13,867,145	13,435,633	21,164,173	8,939,535
Sewer	14,013,542	13,053,066	15,658,222	14,442,424	11,805,668	11,482,755	10,262,642	9,897,324	9,097,973	7,787,811
Refuse	2,858,089	2,808,839	2,850,392	2,794,860	2,747,197	2,713,587	2,555,500	2,743,991	2,775,197	2,747,615
Storm Water	2,251,326	2,423,849	2,177,345	2,281,316	1,983,244	1,576,872	1,507,012	1,494,399	1,373,998	1,007,402
<i>Total Business-Type Activities Expenses</i>	<u>36,276,994</u>	<u>34,757,582</u>	<u>38,309,864</u>	<u>35,035,185</u>	<u>31,819,920</u>	<u>30,676,013</u>	<u>28,192,299</u>	<u>27,571,347</u>	<u>34,411,341</u>	<u>20,482,363</u>
<i>Total Primary Government Program Expenses</i>	<u>81,802,439</u>	<u>62,531,875</u>	<u>85,633,443</u>	<u>80,616,675</u>	<u>72,025,708</u>	<u>69,315,220</u>	<u>64,884,882</u>	<u>63,570,964</u>	<u>68,718,477</u>	<u>54,718,264</u>
Net (Expense)/Revenue										
Governmental Activities	(15,717,216)	(2,156,332)	(26,097,484)	(26,537,946)	(21,070,247)	(20,071,630)	(19,439,362)	(20,172,071)	(17,018,263)	(13,789,445)
Business-Type Activities	6,393,900	5,830,625	2,254,364	1,888,426	3,380,876	763,182	3,918,869	1,146,597	(6,589,733)	5,632,989
<i>Total Primary Government Net Expense</i>	<u>(9,323,316)</u>	<u>3,674,293</u>	<u>(23,843,120)</u>	<u>(24,649,520)</u>	<u>(17,689,371)</u>	<u>(19,308,448)</u>	<u>(15,520,493)</u>	<u>(19,025,474)</u>	<u>(23,607,996)</u>	<u>(8,156,456)</u>
General Revenues and Other Changes in Net Position										
Governmental Activities										
Property Taxes Levied For:										
General Purposes	\$ 1,157,929	\$ 1,142,151	\$ 1,083,996	\$ 1,098,789	\$ 1,111,325	\$ 1,137,684	\$ 1,079,483	\$ 1,192,163	\$ 1,148,105	\$ 1,253,445
Income Taxes levied for:										
General Purposes	18,634,896	19,212,528	18,407,610	17,616,030	17,660,217	17,544,370	16,799,451	15,915,796	15,770,639	15,201,098
Other Local Taxes	181,905	282,723	265,976	242,313	247,247	228,322	242,020	198,947	181,827	179,510
Grants and Entitlements not Restricted to Specific Programs	1,270,499	1,295,475	1,132,764	1,025,368	1,095,986	1,182,210	1,095,138	1,969,254	1,687,911	2,803,517
Contributed Capital	0	0	0	0	0	0	0	0	(1,893,336)	(527,031)
Rebate on RZ and BAB Bonds	0	0	0	0	14,006	16,051	18,087	19,897	23,798	25,726
Gain (Loss) on Sale of Capital Assets	0	0	0	0	55,836	(47,591)	24,535	39,418	727,446	52,288
Investment Earnings	430,049	725,079	438,656	269,137	97,066	126,528	185,960	(55,596)	143,015	556,065
Miscellaneous	2,430,093	465,870	516,628	718,239	248,566	306,458	463,048	475,123	630,036	158,562
Transfers	(1,132,472)	0	0	(199,519)	(154,332)	(400,086)	(288,816)	0	19,553	31,691
<i>Total Governmental Activities</i>	<u>22,972,899</u>	<u>23,123,826</u>	<u>21,845,630</u>	<u>20,770,357</u>	<u>20,375,917</u>	<u>20,093,946</u>	<u>19,618,906</u>	<u>19,755,002</u>	<u>18,438,994</u>	<u>19,734,871</u>
Business-Type Activities										
Contributed Capital	0	0	0	0	0	0	0	0	1,893,336	527,031
Rebate on RZ and BAB Bonds	0	0	0	0	193,744	199,218	198,789	197,289	214,741	214,327
Gain (Loss) on Sale of Capital Assets	0	0	0	0	(3,882)	113	(15,376)	(147,348)	148,737	17,912
Investment Earnings	67,039	210,583	133,099	35,487	19,838	23,743	42,545	(5,634)	33,293	51,838
Miscellaneous	368,805	128,426	103,489	93,160	7,774	9,147	113,284	77,146	0	0
Transfers	1,132,472	0	0	199,519	154,332	400,086	288,816	0	(19,553)	(31,691)
<i>Total Business-Type Activities Expenses</i>	<u>1,568,316</u>	<u>339,009</u>	<u>236,588</u>	<u>328,166</u>	<u>371,806</u>	<u>632,307</u>	<u>628,058</u>	<u>121,453</u>	<u>2,270,554</u>	<u>779,417</u>
<i>Total Primary Government General Revenues and Other Changes in Net Position</i>	<u>24,541,215</u>	<u>23,462,835</u>	<u>22,082,218</u>	<u>21,098,523</u>	<u>20,747,723</u>	<u>20,726,253</u>	<u>20,246,964</u>	<u>19,876,455</u>	<u>20,709,548</u>	<u>20,514,288</u>
Change in Net Position										
Governmental Activities	7,255,683	20,967,494	(4,251,854)	(5,767,589)	(694,330)	22,316	179,544	(417,069)	1,420,731	5,945,426
Business-Type Activities	7,962,216	6,169,634	2,490,952	2,216,592	3,752,682	1,395,489	4,546,927	1,268,050	(4,319,179)	6,412,406
<i>Total Primary Government Change in Net Position</i>	<u>15,217,899</u>	<u>27,137,128</u>	<u>(1,760,902)</u>	<u>(3,550,997)</u>	<u>3,058,352</u>	<u>1,417,805</u>	<u>4,726,471</u>	<u>850,981</u>	<u>(2,898,448)</u>	<u>12,357,832</u>

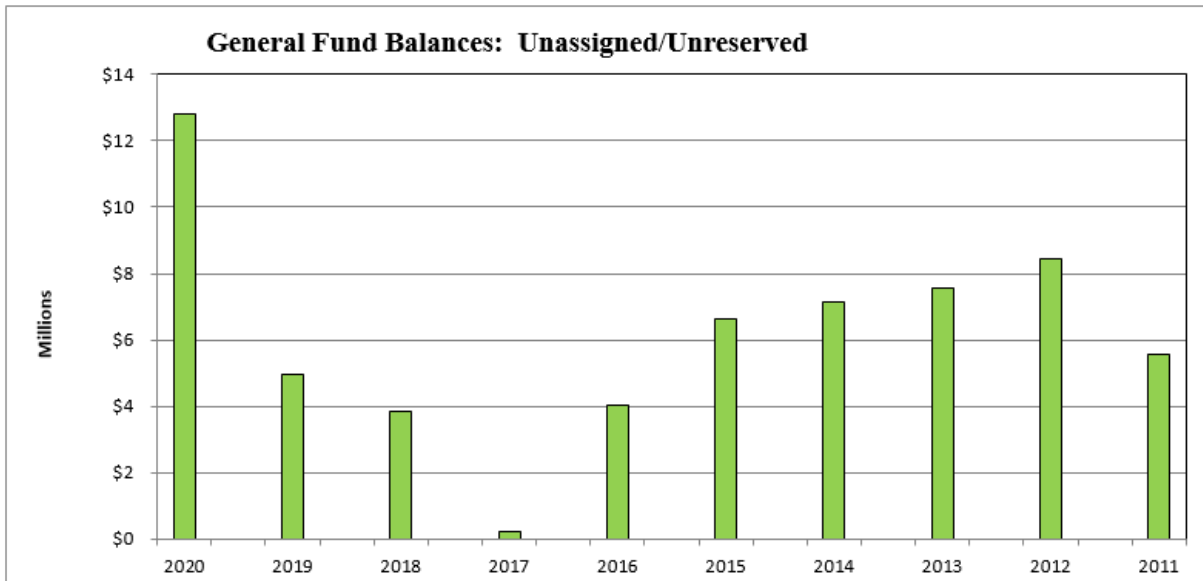
City of Lima
Allen County, Ohio

*Fund Balances, Governmental Funds
Last Ten Years
(Modified Accrual Basis of Accounting)*

	2020	2019	2018 (2)	2017
General Fund				
Nonspendable	\$ 1,049,104	\$ 1,023,416	\$ 945,747	\$ 740,034
Committed	541,362	377,760	0	0
Assigned	1,274,675	4,204,065	5,080,763	7,806,185
Unassigned	12,827,419	4,957,369	3,859,203	218,479
Total General Fund	<u>15,692,560</u>	<u>10,562,610</u>	<u>9,885,713</u>	<u>8,764,698</u>
All Other Governmental Funds				
Nonspendable	92,250	145,806	117,594	16,022
Restricted	5,852,515	6,131,842	6,083,853	4,165,767
Committed	1,000,617	903,316	706,616	1,317,114
Assigned	284,929	274,340	257,221	400,260
Unassigned (Deficit)	(603,043)	(913,747)	(197,407)	(168,643)
Total All Other Governmental Funds	<u>6,627,268</u>	<u>6,541,557</u>	<u>6,967,877</u>	<u>5,730,520</u>
Total Governmental Funds	<u>\$ 22,319,828</u>	<u>\$ 17,104,167</u>	<u>\$ 16,853,590</u>	<u>\$ 14,495,218</u>

(1) Restated for implementation of GASB Statement No. 54 in 2011.

(2) Fiscal year 2018 was restated for the implementation of GASB Statement No. 84 within fiscal year 2019 financial statement. The above schedule does not reflect this restatement in 2018.



	2016	2015	2014	2013	2012	2011
\$	1,284,431	\$ 583,715	\$ 485,360	\$ 335,178	\$ 483,693	\$ 300,747
	0	0	0	0	0	0
	6,301,704	3,500,661	2,482,658	1,776,476	539,932	409,547
	4,020,107	6,653,455	7,136,340	7,583,085	8,445,565	5,542,813
	<u>11,606,242</u>	<u>10,737,831</u>	<u>10,104,358</u>	<u>9,694,739</u>	<u>9,469,190</u>	<u>6,253,107</u>
	148,292	128,312	67,290	10,277	19,077	9,777
	4,005,187	3,788,214	4,247,458	4,415,377	5,818,782	5,226,640
	1,219,456	1,120,573	1,002,145	907,283	818,006	893,710
	516,864	455,177	464,242	419,483	409,553	651,067
	<u>(654,309)</u>	<u>(309,532)</u>	<u>(59,655)</u>	<u>(227,730)</u>	<u>(177,323)</u>	<u>(457,505)</u>
	<u>5,235,490</u>	<u>5,182,744</u>	<u>5,721,480</u>	<u>5,524,690</u>	<u>6,888,095</u>	<u>6,323,689</u>
\$	<u>16,841,732</u>	<u>15,920,575</u>	<u>15,825,838</u>	<u>15,219,429</u>	<u>16,357,285</u>	<u>12,576,796</u>

City of Lima
Allen County, Ohio

*Changes in Fund Balances, Governmental Funds
Last Ten Years
(Modified Accrual Basis of Accounting)*

	2020	2019	2018	2017
Revenues				
Property Taxes	\$ 1,137,757	\$ 1,133,359	\$ 1,104,995	\$ 1,132,789
Municipal Income Taxes	18,487,984	19,927,637	18,286,350	17,604,187
Other Local Taxes	181,905	282,723	265,976	242,313
Intergovernmental	16,396,441	11,436,936	8,627,576	7,184,267
Charges for Service	10,839,466	9,803,404	10,207,727	9,571,094
Fees, Licenses and Permits	744,555	953,200	781,978	822,374
Fines and Forfeitures	2,318,913	3,638,401	2,349,128	2,327,497
Special Assessments	75,588	69,973	123,020	81,016
Contributions and Donations	54,407	154,142	109,596	338,284
Investment Income	432,586	727,386	442,684	276,070
Miscellaneous	512,004	566,084	338,314	653,233
Total Revenues	51,181,606	48,693,245	42,637,344	40,233,124
Expenditures				
Current:				
Security of Persons and Property:	20,095,507	19,862,642	18,606,576	18,903,033
Leisure Time Activities	1,270,390	1,560,121	1,453,000	1,291,896
Community Environment	2,796,211	3,190,394	3,121,580	2,846,388
Transportation	3,463,565	3,213,849	3,173,616	3,063,328
General Government	10,443,114	10,948,514	10,395,332	11,010,614
Capital Outlay	6,647,662	9,115,237	7,563,641	4,561,868
Debt Service:				
Principal Retirement	987,338	1,041,250	3,569,674	3,503,174
Interest and Fiscal Charges	264,269	284,326	470,881	150,800
Total Expenditures	45,968,056	49,216,333	48,354,300	45,331,101
<i>Excess of Revenues Over (Under) Expenditures</i>	5,213,550	(523,088)	(5,716,956)	(5,097,977)
Other Financing Sources (Uses)				
Premium on General Obligation Debt	0	0	281,887	24,256
Proceeds of Bond Anticipation Notes	0	0	0	2,653,674
General Obligation Bonds Issued	0	0	7,847,500	0
Rebates on RZ and BAB Bonds	0	0	0	0
Proceeds from Disposal of Capital Assets	2,111	45,194	16,565	73,240
Inception of Capital Lease	0	33,773	0	0
Transfers - In	1,361,490	1,384,090	1,753,013	1,003,891
Transfers - Out	(1,361,490)	(1,384,090)	(1,823,637)	(1,003,891)
Total Other Financing Sources (Uses)	2,111	78,967	8,075,328	2,751,170
Net Change in Fund Balances	\$ 5,215,661	\$ (444,121)	\$ 2,358,372	\$ (2,346,807)
Debt Service as a Percentage of Noncapital Expenditures (1)	3.50%	3.38%	10.80%	9.50%

	2016	2015	2014	2013	2012	2011
\$	1,096,802	\$ 1,100,285	\$ 1,117,935	\$ 1,121,030	\$ 1,110,806	\$ 1,237,398
	17,825,204	17,388,739	16,489,310	15,876,556	15,714,825	15,129,368
	247,247	228,322	242,020	198,947	181,827	179,510
	8,180,243	7,857,561	7,733,093	8,300,702	9,478,598	15,749,221
	9,318,500	8,197,077	7,633,283	6,770,194	6,663,705	6,336,270
	779,859	797,528	828,058	818,639	831,922	975,678
	2,222,474	1,965,540	2,052,234	1,936,930	1,744,696	1,517,933
	62,487	60,147	69,281	79,979	69,336	77,910
	40,224	214,235	0	0	0	0
	115,371	138,465	200,432	(35,583)	164,376	581,851
	321,434	320,375	427,594	283,459	915,183	205,385
	<u>40,209,845</u>	<u>38,268,274</u>	<u>36,793,240</u>	<u>35,350,853</u>	<u>36,875,274</u>	<u>41,990,524</u>
	18,162,739	17,669,769	16,634,501	15,878,467	15,419,926	16,436,668
	1,319,056	1,365,118	1,158,284	1,036,616	970,609	1,021,979
	2,348,584	2,785,138	2,608,628	3,512,022	3,444,042	3,795,069
	3,317,840	4,383,030	4,345,424	3,012,073	4,440,344	3,331,534
	9,132,175	8,849,674	8,800,884	8,210,973	7,791,582	7,961,902
	4,467,372	3,669,863	4,180,747	4,301,719	3,269,011	9,515,997
	3,596,034	2,486,591	444,000	440,500	1,013,646	907,005
	157,240	157,861	135,501	130,654	146,414	162,014
	<u>42,501,040</u>	<u>41,367,044</u>	<u>38,307,969</u>	<u>36,523,024</u>	<u>36,495,574</u>	<u>43,132,168</u>
	<u>(2,291,195)</u>	<u>(3,098,770)</u>	<u>(1,514,729)</u>	<u>(1,172,171)</u>	<u>379,700</u>	<u>(1,141,644)</u>
	26,243	31,827	29,782	0	34,430	0
	3,113,674	3,113,674	2,033,674	0	0	0
	0	0	0	0	1,985,000	1,060,000
	14,006	16,051	18,087	19,897	23,798	25,726
	58,432	25,696	32,989	14,418	1,357,561	54,043
	0	6,259	6,606	0	0	4,850
	607,704	813,542	659,310	87,897	61,410	247,173
	<u>(607,704)</u>	<u>(813,542)</u>	<u>(659,310)</u>	<u>(87,897)</u>	<u>(61,410)</u>	<u>(247,173)</u>
	<u>3,212,355</u>	<u>3,193,507</u>	<u>2,121,138</u>	<u>34,315</u>	<u>3,400,789</u>	<u>1,144,619</u>
\$	<u>921,160</u>	<u>\$ 94,737</u>	<u>\$ 606,409</u>	<u>\$ (1,137,856)</u>	<u>\$ 3,780,489</u>	<u>\$ 2,975</u>
	11.11%	8.35%	1.89%	1.89%	7.76%	3.60%

City of Lima
Allen County, Ohio

*Property Tax Rates - Direct and Overlapping Property Tax Rates
(Per \$1,000 of Assessed Valuation)
Last Ten Years*

Collection Year	<u>2020</u>	<u>2019</u>	<u>2018</u>	<u>2017</u>	<u>2016</u>
Unvoted Millage					
General	\$ 3.3000	\$ 3.3000	\$ 3.3000	\$ 3.3000	\$ 3.3000
Fire Pension	0.3000	0.3000	0.3000	0.3000	0.3000
Police Pension	0.3000	0.3000	0.3000	0.3000	0.3000
Total Unvoted Millage	<u>\$ 3.9000</u>	<u>\$ 3.9000</u>	<u>\$ 3.9000</u>	<u>\$ 3.9000</u>	<u>\$ 3.9000</u>
Total Millage	<u>\$ 3.9000</u>	<u>\$ 3.9000</u>	<u>\$ 3.9000</u>	<u>\$ 3.9000</u>	<u>\$ 3.9000</u>
Overlapping Rates by Taxing District (1)					
Allen County	\$ 2.4000	\$ 2.4000	\$ 2.4000	\$ 2.4000	\$ 2.4000
Lima City School District	48.5810	47.9910	47.5450	48.2640	50.1740
Miscellaneous (a)	9.0000	9.0000	9.0000	9.0000	8.8000
Total Overlapping Tax Rate	<u>\$ 63.8810</u>	<u>\$ 63.2910</u>	<u>\$ 62.8450</u>	<u>\$ 63.5640</u>	<u>\$ 65.2740</u>
Effective Tax Rates (2)					
Residential/Agricultural Real	\$ 53.6194	\$ 52.9969	\$ 53.8093	\$ 54.4646	\$ 56.1332
Commerical/Industrial, Public Utility	\$ 56.2835	\$ 55.6423	\$ 55.0506	\$ 55.8628	\$ 58.1383
Public Utility Personal	\$ 63.8810	\$ 63.2910	\$ 62.8450	\$ 63.5640	\$ 65.2740

Source: Allen County Auditor

(1) Overlapping rates are those of local and county governments that apply to property owners within the City of Lima. Miscellaneous (a) includes levies for Marimor School, Joint Mental Health District, Children’s Services, Senior Citizens and the Johnny Appleseed Metropolitan Park District.

(2) All of the City’s property tax levies, as levies inside the ten-mill limitation, are exempt from certain tax credit provisions. The tax credit provisions do not apply to amounts realized from taxes levied at whatever rate required to produce a specified amount or an amount to pay debt service, or from taxes levied inside the ten-mill limitation or any applicable charter tax rate limitation. To calculate the limited amount to be realized, a reduction factor is applied to the stated rates of the levies subject to these tax credits. A resulting “effective tax rate” reflects the aggregate of those reductions and is the rate based on which real property taxes are in fact collected.

2015	2014	2013	2012	2011
\$ 3.3000	\$ 3.3000	\$ 3.3000	\$ 3.3000	\$ 3.3000
0.3000	0.3000	0.3000	0.3000	0.3000
0.3000	0.3000	0.3000	0.3000	0.3000
<u>\$ 3.9000</u>	<u>\$ 3.9000</u>	<u>\$ 3.9000</u>	<u>\$ 3.9000</u>	<u>\$ 3.9000</u>
<u>\$ 3.9000</u>	<u>\$ 3.9000</u>	<u>\$ 3.9000</u>	<u>\$ 3.9000</u>	<u>\$ 3.9000</u>
\$ 2.4000	\$ 2.4000	\$ 2.4000	\$ 2.4000	\$ 2.4000
50.0300	49.6670	49.5900	42.8500	41.6200
8.0500	7.0500	7.0500	7.0500	7.0500
<u>\$ 64.3800</u>	<u>\$ 63.0170</u>	<u>\$ 62.9400</u>	<u>\$ 56.2000</u>	<u>\$ 54.9700</u>
\$ 55.6482	\$ 54.2202	\$ 53.9603	\$ 45.6172	\$ 44.3753
\$ 56.1508	\$ 54.2153	\$ 53.7398	\$ 46.5435	\$ 44.9452
\$ 64.3760	\$ 63.0174	\$ 62.9430	\$ 56.2000	\$ 54.9700

City of Lima
Allen County, Ohio

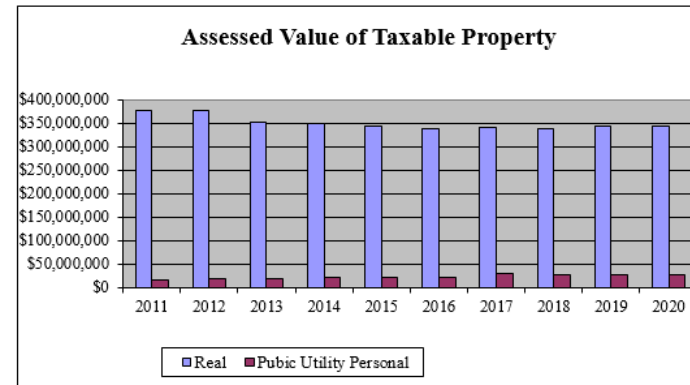
*Assessed Valuation and Estimated Actual Values of Taxable Property
Last Ten Years*

Collection Year	Real Property (1)			Public Utility Personal Property (2)		Total			Ratio	Full Tax Rate
	Assessed Value		Estimated	Estimated		Estimated				
	Residential/Agricultural	Commercial Industrial/PU	Public Utility (2)	Actual Value	Assessed Value	Actual Value	Assessed Value	Actual Value		
2020	\$ 224,203,660	\$ 119,193,350	\$ 178,840	\$ 981,645,286	\$ 29,230,410	\$ 33,216,375	\$ 372,806,260	\$ 1,014,861,661	36.73%	3.90
2019	224,226,820	120,652,230	163,450	985,835,714	26,935,550	30,608,580	371,978,050	1,016,444,294	36.60%	3.90
2018	214,935,840	124,161,120	160,220	969,306,229	28,247,700	32,099,659	367,504,880	1,001,405,888	36.70%	3.90
2017	216,600,940	123,022,060	162,810	970,816,600	30,906,140	35,120,614	370,691,950	1,005,937,214	36.85%	3.90
2016	216,604,400	120,904,140	168,200	964,790,686	21,875,750	24,858,807	359,552,490	989,649,493	36.33%	3.90
2015	215,656,760	127,500,220	170,020	980,934,286	21,744,460	24,709,614	365,071,460	1,005,643,899	36.30%	3.90
2014	216,715,910	133,665,320	169,130	1,001,572,457	21,397,400	24,315,227	371,947,760	1,025,887,684	36.26%	3.90
2013	217,406,890	135,778,200	160,900	1,009,559,971	19,521,070	22,183,034	372,867,060	1,031,743,006	36.14%	3.90
2012	238,767,160	138,602,240	177,770	1,078,706,200	18,380,960	20,887,455	395,928,130	1,099,593,655	36.01%	3.90
2011	239,555,470	138,308,340	162,520	1,080,075,229	17,610,480	20,011,909	395,636,810	1,100,087,138	35.96%	3.90

Sources: Allen County Auditor
Ohio Municipal Advisory Council

(1) Real property tax is assessed at 35% of actual value. Real property taxes collected in a calendar year are levied as of January 1 of that year based on assessed values as of January 1 of the preceding year. Real property is reappraised every six years pursuant to the rules of the State Tax Commissioner.

(2) Public utility is assessed at 88% of actual value. Public utility real and tangible property taxes collected in a calendar year are levied in the preceding calendar year based on assessed values determined as of December 31, Of the second preceding year.



City of Lima
Allen County, Ohio

Property Tax Levies And Collections
Last Ten Years

Tax Year	Collection Year	Total Tax Levy	Current Tax Collections (1)	Percentage Current Tax Collections To Total Levy	Delinquent Tax Collections (2)	Total Tax Collections	Percent of Total Tax Collections To Tax Levy	Accumulated Outstanding Delinquent Taxes	Percentage Delinquent Taxes to Total Tax Levy
2019	2020	\$ 1,598,234	\$ 1,221,933	76.46%	\$ 58,930	\$ 1,280,863	80.14%	\$ 317,371	19.86%
2018	2019	1,579,651	1,220,465	77.26%	68,579	1,289,044	81.60%	290,651	18.40%
2017	2018	1,559,253	1,194,648	76.62%	73,101	1,267,750	81.30%	291,503	18.70%
2016	2017	1,611,075	1,202,572	74.64%	81,012	1,283,584	79.67%	327,491	20.33%
2015	2016	1,594,770	1,172,185	73.50%	70,505	1,242,690	77.92%	352,080	22.08%
2014	2015	1,570,891	1,166,873	74.28%	81,173	1,248,047	79.45%	352,597	22.45%
2013	2014	1,627,937	1,180,972	72.54%	70,851	1,251,823	76.90%	359,454	22.08%
2012	2013	1,617,259	1,184,633	73.25%	64,585	1,249,218	77.24%	356,454	22.04%
2011	2012	1,703,148	1,182,281	69.42%	73,944	1,256,226	73.76%	367,210	21.56%
2010	2011	1,699,359	1,242,205	73.10%	80,925	1,323,131	77.86%	359,721	21.17%

Source: Allen County Auditor

(1) State reimbursement of rollback and homestead exemptions are included.

(2) The County does not identify delinquent collections by the year for which the tax was levied.

City of Lima
Allen County, Ohio

Principal Property Taxpayers
Current Year and Nine Years Ago

Taxpayer	Rank	2019 Tax Year 2020 Collection Year	
		Taxable Assessed Value (1)	Percentage of Total Assessed Value
Public Utilities			
Ohio Power Company	1	\$ 21,833,240	74.24%
West Ohio Gas Co., Dominion East Ohio	2	4,144,170	14.09%
Total Top Two Public Utilities Taxpayers		<u>\$ 25,977,410</u>	<u>88.33%</u>
Total Assessed Value, Public Utilities		<u>\$ 29,409,250</u>	
Real Estate			
St. Rita's Medical Center	1	\$ 3,613,460	1.05%
CMK2 Lima II LLC	2	3,272,550	0.95%
Clocktower Plaza LLC	3	2,502,510	0.73%
Lima Memorial Hospital	4	1,997,570	0.58%
CMK2 Lima IV LLC	5	1,960,740	0.57%
WalMart Stores East LP	6	1,828,580	0.53%
Pedcor Investments	7	1,787,880	0.52%
S&S Superior Coach Co Inc	8	1,552,810	0.45%
3RM Findlay LLC	9	1,470,850	0.43%
CMK2 Lima 803 LLC	10	1,414,570	0.41%
Total, Top Ten Principal Real Property Taxpayers		<u>\$ 21,401,520</u>	<u>6.23%</u>
Total Assessed Value, Real Estate		<u>\$ 343,397,010</u>	
Total Assessed Value, All Values		<u>372,806,260</u>	

Source: Allen County Auditor

(1) The amounts presented represent the assessed values upon which 2018 and 2009 collections were based.

The significant reduction of the assessed value for St. Rita's Medical Center is due to obtaining exempt status for certain property.

Taxpayer	Rank	2010 Tax Year 2011 Collection Year	
		Taxable Assessed Value (1)	Percentage of Total Assessed Value
Public Utilities			
Ohio Power Company	1	\$ 15,139,870	85.18%
West Ohio Gas Co., Dominion East Ohio	2	2,333,020	13.13%
Total Top Two Public Utilities Taxpayers		<u>\$ 17,472,890</u>	<u>98.31%</u>
Total Assessed Value, Public Utilities		<u>\$ 17,773,000</u>	
Real Estate			
NNN Health Care Office REIT Lima LLC	1	7,973,310	2.11%
St Ritas Medical Center	2	5,808,710	1.54%
Gateway Jackson Inc	3	3,977,800	1.05%
Lima Memorial Hospital	4	2,957,900	0.78%
Fisher Investment Properties Inc	5	2,269,120	0.60%
Pedcor Investments	6	1,879,050	0.50%
Fed Two Inc	7	1,683,470	0.45%
Greely Chapel Developers LLC	8	1,668,560	0.44%
Cornerstone Harvest Church	9	1,403,580	0.37%
J&T Real Estate LLC	10	1,313,870	0.35%
Total Top Ten Real Estate Taxpayers		<u>\$ 30,935,370</u>	<u>8.19%</u>
Total Assessed Value, Real Estate		<u>\$ 377,863,810</u>	
Total Assessed Value, All Values		<u>395,636,810</u>	

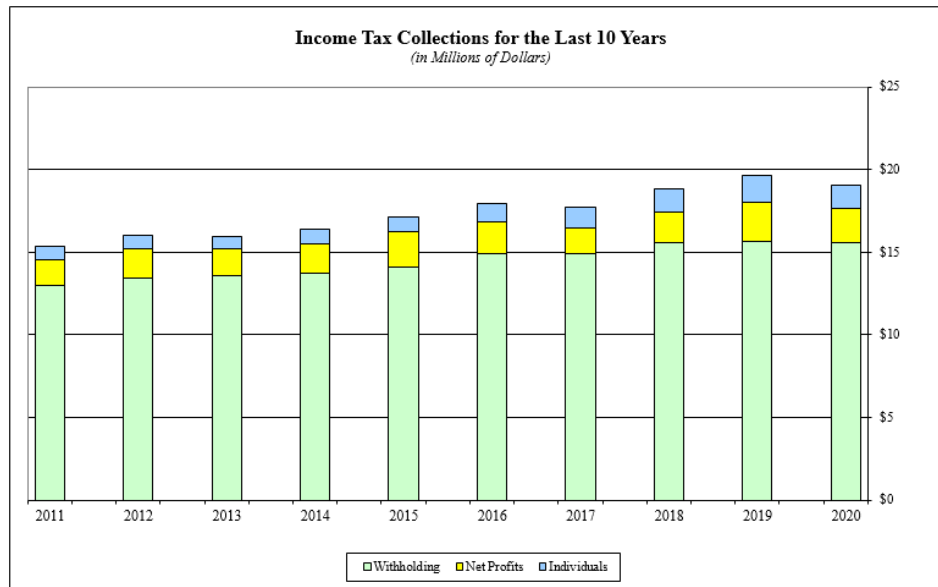
City of Lima
Allen County, Ohio

*Income Tax Revenue Base and Collections
Last Ten Years*

Tax Year (1)	Tax Rate (2)	Total Tax Collected	Taxes from Withholding	Percentage of Taxes from Withholding	Taxes From Net Profits	Percentage of Taxes from Net Profits	Taxes From Individuals	Percentage of Taxes from Individuals
2020	1.5%	\$ 19,068,443	\$ 15,544,417	81.52%	\$ 2,121,716	11.13%	\$ 1,402,309	7.35%
2019	1.5%	19,651,546	15,628,579	79.53%	2,355,012	11.98%	1,667,955	8.49%
2018	1.5%	18,852,459	15,539,506	82.43%	1,873,998	9.94%	1,438,954	7.63%
2017	1.5%	17,679,370	14,922,922	84.41%	1,547,797	8.75%	1,208,651	6.84%
2016	1.5%	17,907,359	14,894,705	83.18%	1,937,354	10.82%	1,075,300	6.00%
2015	1.5%	17,110,608	14,098,687	82.40%	2,114,553	12.36%	897,368	5.24%
2014	1.5%	16,373,467	13,694,774	83.64%	1,817,265	11.10%	861,428	5.26%
2013	1.5%	15,968,768	13,546,026	84.83%	1,640,715	10.27%	782,027	4.90%
2012	1.5%	16,026,718	13,413,804	83.70%	1,772,210	11.06%	840,705	5.25%
2011	1.5%	15,381,825	12,959,864	84.25%	1,592,800	10.36%	829,160	5.39%

Source: City income tax department

- (1) Information provided is on a cash basis
- (2) City income tax rate voted by the taxpayers is 1.5%



City of Lima
Allen County, Ohio

Top Municipal Income Tax Payers - Individual Accounts
Current Year and Nine Years Ago

Range of Income Assessed	2020		2011	
	Number of Individual Accounts	Percent of Total Accounts	Number of Individual Accounts	Percent of Total Accounts
\$500,000 and higher	12	0.32	19	0.30
\$499,999 - \$100,000	275	7.33	267	4.21
\$99,999 - \$75,000	282	7.52	290	4.57
\$74,999 - \$50,000	541	14.42	685	10.81
Total	1,110	29.59	1,261	19.89
All Others	2,641	70.41	5,078	80.11
Total	3,751	100.00	6,339	100.00

Source: City Income Tax Department

Note: Due to confidentiality, the names of the top individual taxpayers cannot be reported. The above table services as an alternative to the top revenue payers.

The above table is useful to understand the income thresholds of which income taxes are assessed and is not a complete number of all individuals accounts on file. The City provides this information from individual tax filings that have been reconciled as of the date of the information request and not from total individual filings received.

Due to the COVID-19 pandemic, the filing deadline for 2020 tax returns was extended to May 17, 2021. The current year information above is based on tax returns filed through May 30, 2021, and reflects the decrease in returns filed to-date due to the delayed filing deadline.

City of Lima
Allen County, Ohio

Top Municipal Income Tax Payers - Withholding Accounts
Current Year and Nine Years Ago

<u>Range of Amount Withheld</u>	<u>2020</u>		<u>2011</u>	
	<u>Number of Withholding Accounts</u>	<u>Percent of Total Withholding Accounts</u>	<u>Number of Withholding Accounts</u>	<u>Percent of Total Withholding Accounts</u>
\$500,000 and higher	3	0.14	3	0.13
\$499,999 - \$100,000	14	0.66	10	0.43
\$99,999 - \$75,000	5	0.24	5	0.21
\$74,999 - \$50,000	<u>25</u>	<u>1.19</u>	<u>16</u>	<u>0.68</u>
Total	47	2.23	34	1.45
All Others	<u>2,062</u>	<u>97.77</u>	<u>2,313</u>	<u>98.55</u>
Total	<u><u>2,109</u></u>	<u><u>100.00</u></u>	<u><u>2,347</u></u>	<u><u>100.00</u></u>

Source: City Income Tax Department and "Income Tax Revenue Base and Collections, Net of Refunds" table

Note: Due to confidentiality, the names of the top withholders is not reported here. The above table services as an alternative to the top principal revenue payers.

The above table is useful to understand the income thresholds of which income taxes are assessed and is not a complete number of all withholding accounts on file. The City provides this information from withholding account tax filings that have been reconciled as of the date of the information request and not from total withholding account filings received.

City of Lima
Allen County, Ohio

*Computation of Direct and Overlapping Governmental Activities Debt
as of December 31, 2020*

Jurisdiction	Governmental Activities Debt Outstanding (2)	Percentage Applicable to City (1)	Amount Applicable to City
Direct:			
City of Lima	\$ 6,641,367	100.00%	\$ 6,641,367
Overlapping			
Allen County	3,829,208	17.93%	686,577
Lima City School District	6,300,000	98.02%	6,175,260
Bath Local School District	21,985,000	0.39%	85,742
Elida Local School District	23,947,806	12.58%	3,012,634
Perry Local School District	8,640,274	14.17%	1,224,327
Shawnee Local School District	596,342	3.45%	20,574
Apollo Career Center	28,755,000	3.50%	1,006,425
<i>Total Overlapping Debt</i>	<u>94,053,630</u>		<u>12,211,538</u>
Total	<u>\$ 100,694,997</u>		<u>\$ 18,852,905</u>

Source: Ohio Municipal Advisory Council. Excludes special assessment and self-supporting debt.

(1) Percentages were determined by dividing the assessed valuation of the overlapping government located within the boundaries of the City by the total assessed valuation of the government. The valuations used were for calendar year 2019.

(2) Includes all governmental activities long-term debt obligations including general obligation bonds, including premium, and capital leases payable.

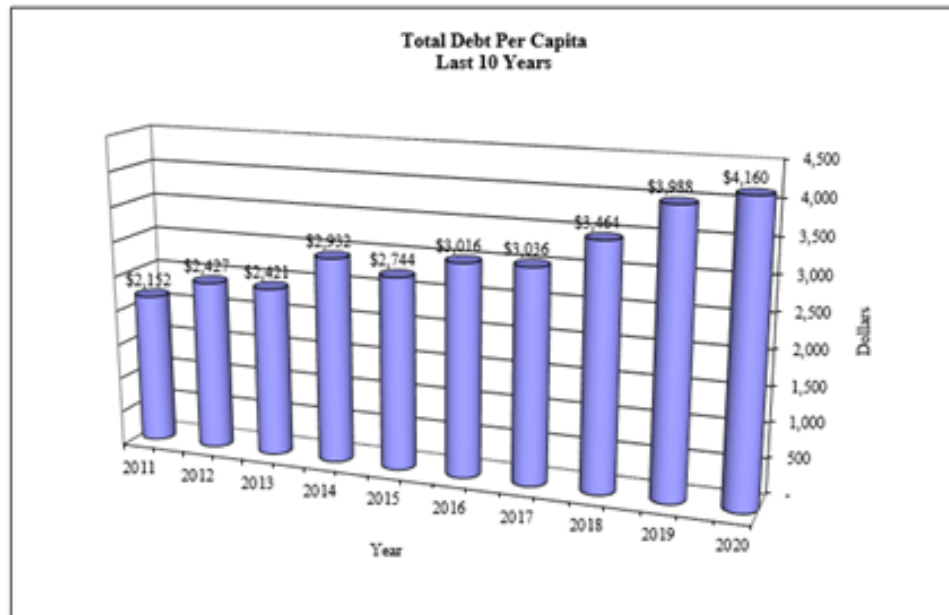
City of Lima
Allen County, Ohio

*Ratio of Outstanding Debt to
Total Personal Income and Debt Per Capita
Last Ten Years*

Year	Governmental Activities				Business-		
	General Obligation Bonds	Notes Payable	Capital Leases	Judgment Payable	General Obligation Bonds	Revenue Bonds	Bresler Termination Agreement
2020	\$ 6,619,538	\$ 0	\$ 21,823	\$ 0	\$ 3,404,041	\$ 30,393,229	\$ 284,170
2019	7,630,026	0	29,977	0	3,838,925	32,122,125	426,252
2018	8,697,946	0	3,918	0	4,263,465	34,006,346	568,334
2017	1,507,267	2,653,674	6,728	0	3,646,621	35,391,691	710,416
2016	1,900,968	3,113,674	9,002	110,000	3,985,905	37,140,049	852,498
2015	2,386,606	3,113,674	10,862	110,000	4,325,189	38,838,050	994,580
2014	2,843,916	2,033,674	7,554	110,000	4,654,309	40,465,283	1,136,662
2013	3,292,448	0	35,242	110,000	4,975,930	25,123,309	1,278,744
2012	3,737,433	0	116,430	110,000	4,962,807	26,425,445	1,420,826
2011	2,632,126	0	193,873	110,000	4,512,209	27,707,482	1,562,908

Sources:

- (a) See notes to the basic financial statements regarding the City's outstanding debt information. Includes unamortized bond premiums and discounts.
- (b) See Schedule "Demographic and Economic Statistics, Last Ten Years" for personal income and population.



Type Activities								
OWDA Loans	Notes Payable	Capital Leases	(a) Total Debt	(b) Total Personal Income	Debt as Percentage of Personal Income	(b) Population	Debt Per Capita	
\$ 113,687,905	\$ 0	\$ 0	\$ 154,410,706	\$ 700,323,556	22.05%	37,117	\$ 4,160	
104,836,127	0	0	148,883,432	686,254,635	21.70%	37,335	3,988	
81,159,689	0	0	128,699,698	649,178,775	19.83%	37,149	3,464	
69,948,200	1,011,326	0	114,875,923	632,050,380	18.18%	37,836	3,036	
67,635,679	1,181,326	0	115,929,101	586,626,048	19.76%	38,432	3,016	
55,445,346	1,181,326	0	106,405,633	591,800,544	17.98%	38,771	2,744	
56,533,682	4,881,326	0	112,666,406	586,626,048	19.21%	38,432	2,932	
57,958,570	0	4,580	92,778,823	585,145,780	15.86%	38,330	2,421	
56,191,420	0	58,173	93,022,534	575,585,010	16.16%	38,334	2,427	
46,429,317	0	109,315	83,257,230	589,100,925	14.13%	38,693	2,152	

City of Lima
Allen County, Ohio

Legal Debt Margin Information
Last Ten Years

	2020	2019	2018	2017
Total Assessed Property Value, as of 12/31	\$ 372,806,260	\$ 371,978,050	\$ 367,504,880	\$ 370,691,950
Overall Legal Debt Limit (10 ½ % of Assessed Valuation)	39,144,657	39,057,695	38,588,012	38,922,655
Debt Outstanding:				
General Obligation Bonds	\$ 6,402,500	\$ 7,387,250	\$ 8,428,500	\$ 1,497,000
Bond Anticipation Notes	0	0	0	2,653,674
Water/Sewer Revenue Bonds	29,195,000	30,895,000	32,770,000	34,750,000
Special Assessments (manuscript)	207,810	230,900	234,540	306,750
Wastewater/Sewer GO Bonds	2,696,250	3,074,375	3,447,500	3,620,000
Water GO Bonds	651,250	699,375	742,500	0
Water/Sewer Bond Anticipation Note	0	0	0	1,011,326
Total Gross Indebtedness	39,152,810	42,286,900	45,623,040	43,838,750
Less (Exemption Category):				
Bond Anticipation Notes	0	0	0	(2,653,674)
Water/Sewer Revenue Bonds	(29,195,000)	(30,895,000)	(32,770,000)	(34,750,000)
Special Assessments (manuscript)	(207,810)	(230,900)	(234,540)	(306,750)
Wastewater/Sewer GO Bonds	(2,696,250)	(3,074,375)	(3,447,500)	(3,620,000)
Water GO Bonds	(651,250)	(699,375)	(742,500)	0
Water/Sewer Bond Anticipation Note	0	0	0	(1,011,326)
General Obligation Bond Retirement Fund Balance	(68,811)	(19,860)	0	0
Total Net Debt Applicable to Debt Limit	6,333,689	7,367,390	8,428,500	1,497,000
Legal Debt Margin Within 10 ½ % Limitations	\$ 32,810,968	\$ 31,690,305	\$ 30,159,512	\$ 37,425,655
Legal Debt Margin as a Percentage of the Debt Limit	83.82%	81.14%	78.16%	96.15%
Unvoted Debt Limitation (5 ½ % of Assessed Valuation)	\$ 20,504,344	\$ 20,458,793	\$ 20,212,768	\$ 20,388,057
Total Gross Indebtedness	39,152,810	42,286,900	45,623,040	43,838,750
Less (Exemption Category):				
Bond Anticipation Notes	0	0	0	(2,653,674)
Water/Sewer Revenue Bonds	(29,195,000)	(30,895,000)	(32,770,000)	(34,750,000)
Special Assessments (manuscript)	(207,810)	(230,900)	(234,540)	(306,750)
Wastewater/Sewer GO Bonds	(2,696,250)	(3,074,375)	(3,447,500)	(3,620,000)
Water GO Bonds	(651,250)	(699,375)	(742,500)	0
Water/Sewer Bond Anticipation Note	0	0	0	(1,011,326)
General Obligation Bond Retirement Fund Balance	(68,811)	(19,860)	0	0
Net Debt Within 5 ½ % Limitations	6,333,689	7,367,390	8,428,500	1,497,000
Unvoted Legal Debt Margin Within 5 ½ % Limitations	\$ 14,170,655	\$ 13,091,403	\$ 11,784,268	\$ 18,891,057
Unvoted legal Debt Margin as a Percentage of the Unvoted Debt Limitation	69.11%	63.99%	58.30%	92.66%

Source: City Financial Records

Note: Ohio Bond Law sets a limit of 10.5% for voted debt and 5.5% for unvoted debt.

- (1) Beginning in 2007, the debt limit excludes the assessed valuation of tangible personal property tax, as well as railroad and telephone public utility personal property in accordance with Ohio House Bill 530.
- (2) Excludes unamortized bond premiums and discounts.
- (3) Beginning 2016, bond counsel determined bond anticipation notes are nonexempt.

2016	2015	2014	2013	2012	2011
<u>\$ 359,552,490</u>	<u>\$ 365,071,460</u>	<u>\$ 371,947,760</u>	<u>\$ 372,867,060</u>	<u>\$ 395,928,130</u>	<u>\$ 395,636,810</u>
<u>37,753,011</u>	<u>38,332,503</u>	<u>39,054,515</u>	<u>39,151,041</u>	<u>41,572,454</u>	<u>41,541,865</u>
\$ 1,886,500	\$ 2,367,000	\$ 2,819,500	\$ 3,263,500	\$ 3,704,000	\$ 2,631,500
3,695,000	3,695,000	2,615,000	0	0	0
36,490,000	38,180,000	39,800,000	25,195,000	26,495,000	27,775,000
312,040	298,060	321,550	276,935	281,580	184,260
3,955,000	4,290,000	8,315,000	4,935,000	5,245,000	4,010,000
0	0	0	0	0	555,000
600,000	600,000	600,000	0	0	0
<u>46,938,540</u>	<u>49,430,060</u>	<u>54,471,050</u>	<u>33,670,435</u>	<u>35,725,580</u>	<u>35,155,760</u>
(3,695,000)	0	0	0	0	0
(36,490,000)	(38,180,000)	(39,800,000)	(25,195,000)	(26,495,000)	(27,775,000)
(312,040)	(298,060)	(321,550)	(276,935)	(281,580)	(184,260)
(3,955,000)	(4,290,000)	(8,315,000)	(4,935,000)	(5,245,000)	(4,010,000)
0	0	0	0	0	(555,000)
(600,000)	(600,000)	(600,000)	0	0	0
<u>1</u>	<u>(48,904)</u>	<u>18,716</u>	<u>(50,781)</u>	<u>(35,959)</u>	<u>(379,553)</u>
<u>1,886,501</u>	<u>6,013,096</u>	<u>5,453,216</u>	<u>3,212,719</u>	<u>3,668,041</u>	<u>2,251,947</u>
<u>\$ 35,866,510</u>	<u>\$ 32,319,407</u>	<u>\$ 33,601,299</u>	<u>\$ 35,938,322</u>	<u>\$ 37,904,413</u>	<u>\$ 39,289,918</u>
95.00%	84.31%	86.04%	91.79%	91.18%	94.58%
<u>\$ 19,775,387</u>	<u>\$ 20,078,930</u>	<u>\$ 20,457,127</u>	<u>\$ 20,507,688</u>	<u>\$ 21,776,047</u>	<u>\$ 21,760,025</u>
46,938,540	49,430,060	54,471,050	33,670,435	35,725,580	35,155,760
(3,695,000)	0	0	0	0	0
(36,490,000)	(38,180,000)	(39,800,000)	(25,195,000)	(26,495,000)	(27,775,000)
(312,040)	(298,060)	(321,550)	(276,935)	(281,580)	(184,260)
(3,955,000)	(4,290,000)	(8,315,000)	(4,935,000)	(5,245,000)	(4,010,000)
0	0	0	0	0	(555,000)
(600,000)	(600,000)	(600,000)	0	0	0
<u>1</u>	<u>(48,904)</u>	<u>18,716</u>	<u>(50,781)</u>	<u>(35,959)</u>	<u>(379,553)</u>
<u>1,886,501</u>	<u>6,013,096</u>	<u>5,453,216</u>	<u>3,212,719</u>	<u>3,668,041</u>	<u>2,251,947</u>
<u>\$ 17,888,886</u>	<u>\$ 14,065,834</u>	<u>\$ 15,003,911</u>	<u>\$ 17,294,969</u>	<u>\$ 18,108,006</u>	<u>\$ 19,508,078</u>
90.46%	70.05%	73.34%	84.33%	83.16%	89.65%

City of Lima
Allen County, Ohio

*Ratio of Net General Obligation Bonded Debt to
Assessed Value and Net Bonded Debt Per Capita
Last Ten Years*

Year	Population (1)	Estimated Assessed Value of Taxable Property (2)	Gross Bonded Debt (3)	Bonded Debt Payable from Enterprise Revenues	Net Bonded Debt (4)	Ratio of Net Bonded Debt to Estimated Assessed Value of Taxable Property	Net Bonded Debt Per Capita
2020	37,117	\$ 372,806,260	\$ 10,023,579	\$ 3,404,041	\$ 6,619,538	1.8%	\$ 178.34
2019	37,335	371,978,050	11,468,951	3,838,925	7,630,026	2.1%	204.37
2018	37,149	367,504,880	12,961,411	4,263,465	8,697,946	2.4%	234.14
2017	37,836	370,691,950	5,153,888	3,646,621	1,507,267	0.4%	39.84
2016	38,432	359,552,490	5,886,873	3,985,905	1,900,968	0.5%	49.46
2015	38,771	365,071,460	6,711,795	4,325,189	2,386,606	0.7%	61.56
2014	38,432	371,947,760	7,498,225	4,654,309	2,843,916	0.8%	74.00
2013	38,330	372,867,060	8,268,378	4,975,930	3,292,448	0.9%	85.90
2012	38,334	395,928,130	8,700,240	4,962,807	3,737,433	0.9%	97.50
2011	38,693	395,636,810	7,144,335	4,512,209	2,632,126	0.7%	68.03

Note: Details regarding the City's outstanding debt can be found in the notes to the financial statements.

- Sources:**
- (1) See the schedule "Demographic and Economic Statistics, Last Ten Years" for population.
 - (2) Allen County Auditor
 - (3) Includes both governmental activities and business-type activities general obligation bonds.
 - (4) Amounts restricted for debt service as presented in the entity-wide Statement of Net Position include resources to be used for special assessment interfund obligations and not available for repayment of general obligation debt. The portion of net position that is cash is immaterial to adjust the above ratio calculation.

City of Lima
Allen County, Ohio

Pledged Revenue Coverage
Water Revenue Bonds
Last Ten Years

Year	Water Service Charges and Interest (1)	Direct Operating Expenses (2)	Net Available Revenues	Debt Service		Coverage
				Principal	Interest	
2020	\$ 19,343,465	\$ 10,172,704	\$ 9,170,761	\$ 280,000	\$ 130,938	22.32
2019	18,128,730	10,329,074	7,799,656	440,000	145,017	13.33
2018	17,430,613	11,549,614	5,880,999	430,000	157,918	10.00
2017	17,491,982	10,749,195	6,742,787	415,000	170,368	11.52
2016	17,342,760	10,413,544	6,929,216	405,000	182,518	11.79
2015	14,869,299	9,965,908	4,903,391	390,000	192,268	8.42
2014	14,778,627	8,932,864	5,845,763	385,000	200,930	9.98
2013	12,699,784	8,287,174	4,412,610	375,000	208,430	7.56
2012	12,350,214	13,543,562	(1,193,348)	370,000	215,830	(2.04)
2011	11,160,820	7,471,855	3,688,965	365,000	223,130	6.27

Note: The City's first issue of water improvements revenue bonds occurred in fiscal year 2010.

(1) Service charges and interest do not include certain other financing sources such as gain on sale of capital assets, BAN premium or contributed capital.

(2) Direct operating expenses do not include depreciation and amortization expense.

City of Lima
Allen County, Ohio

*Pledged Revenue Coverage
Sewer Revenue Bonds
Last Ten Years*

Year	Sewer Service Charges and Interest (1)	Direct Operating Expenses (2)	Net Available Revenues	Debt Service		Coverage
				Principal	Interest	
2020	\$ 12,737,476	\$ 4,364,585	\$ 8,372,891	\$ 1,390,000	\$ 1,136,819	3.31
2019	12,590,988	4,269,732	8,321,256	1,435,000	1,200,163	3.16
2018	12,766,889	6,930,706	5,836,183	1,380,000	1,046,462	2.41
2017	14,347,250	8,883,778	5,463,472	1,325,000	1,498,255	1.94
2016	12,896,290	7,566,857	5,329,433	1,285,000	1,543,531	1.88
2015	11,675,193	7,300,139	4,375,054	1,230,000	1,540,469	1.58
2014	12,318,671	6,575,957	5,742,714	945,000	933,445	3.06
2013	11,015,626	6,690,608	4,325,018	925,000	952,662	2.30
2012	10,373,706	5,521,437	4,852,269	910,000	961,758	2.59
2011	10,118,730	4,659,364	5,459,366	890,000	989,060	2.91

Note: The City's first issue of sewer improvements revenue bonds occurred in fiscal year 2010.
The City issued additional sewer improvement revenue bonds in 2014.

(1) Service charges and interest do not include certain other financing sources such as gain on sale of capital assets, BAN premium, contributed capital or insurance recoveries.

(2) Direct operating expenses do not include depreciation and amortization expense.

City of Lima
Allen County, Ohio

Demographic and Economic Statistics
Last Ten Years

Year	Population (1)	Total Personal Income (5)	Personal Income Per Capita (1)	Median Household Income (1)	School Enrollment (2)	Allen County Unemployment Rate (3)	Total Assessed Property Value (4)
2020	37,117	\$ 700,323,556	\$ 18,868	\$ 43,357	3,598	6.6%	\$ 372,806,260
2019	37,335	686,254,635	18,381	42,257	3,620	3.8%	371,978,050
2018	37,149	649,178,775	17,475	41,064	3,660	5.0%	367,504,880
2017	37,836	632,050,380	16,705	38,077	3,623	5.0%	370,691,950
2016	38,432	586,626,048	15,264	34,913	3,736	5.8%	359,552,490
2015	38,771	591,800,544	15,264	34,913	3,894	5.6%	365,071,460
2014	38,432	586,626,048	15,264	28,900	3,940	5.0%	371,947,760
2013	38,330	585,145,780	15,266	28,050	3,779	7.9%	372,867,060
2012	38,334	575,585,010	15,015	27,493	3,754	7.9%	395,928,130
2011	38,693	589,100,925	15,225	28,641	3,992	9.6%	395,636,810

Note: In 2020, increased unemployment rate was primarily due to the order from the Ohio Governor to close all non-essential business operations due to the COVID-19 pandemic.

(1) Source: U. S. Census Bureau; Ohio Municipal Advisory Council

(a) Years 2011 through 2015 - 2009-2013 American Community Survey 5-Year Estimates, 2014 Federal Census Estimate

(b) Years 2010 - Federal Census 2010, 2009-2013 American Community Survey 5-Year Estimates

(2) Sources: Lima City School District audited financial statements; Ohio Dept. of Education Enrollment Data

(3) Source: Bureau of Labor Statistics; U.S. Department of Labor

(4) Source: Allen County Auditor

(5) Computation of per capita personal income multiplied by population

City of Lima
Allen County, Ohio

Principal Employers
Current Year and Five Years Ago

December 31, 2020			
Employer	Number of Employees	Rank	Percentage of Total City Employment
Bon Secours Mercy Health Inc.	3,149	1	7.2%
Lima Memorial Hospital	1,563	2	3.6%
Allen Couny	1,123	3	2.6%
Custom Staffing	1,068	4	2.4%
Lima City Board of Education	903	5	2.1%
Wal-Mart Associates Inc	889	6	2.0%
Manpower US Inc	859	7	2.0%
Spherion of Lima Inc	788	8	1.8%
State of Ohio	778	9	1.8%
BEF Foods Inc	598	10	1.4%
Total	<u>11,718</u>		
Total Employment within the City	<u>43,661</u>		

Source: Number of employees of each employer is obtained from the W2's from the City Tax Department. Number includes full- and part-time employees, residents and non-residents.

Note - Information for years prior to 2015 is not available. This information will be expanded upon in future reports.

December 31, 2015

Employer	Number of Employees	Rank	Percentage of Total City Employment
St. Rita's Medical Center	2,935	1	6.2%
Lima Memorial Hospital	1,622	2	3.4%
Allen County	1,318	3	2.8%
Lima City Board of Education	995	4	2.1%
CFA Inc.	894	5	1.9%
Spherion	855	6	1.8%
Wal-Mart Associates	757	7	1.6%
State of Ohio	741	8	1.6%
Custom Staffing - Lima	740	9	1.6%
Patrick Staffing	717	10	1.5%
Total	<u>11,574</u>		
Total Employment within the City	<u>47,347</u>		

City of Lima
Allen County, Ohio

Full Time Equivalent City Government Employees by Function/Program
Last Ten Years

	2020					2019				
	Full	Part	Seasonal	Annual		Full	Part	Seasonal	Annual	
	Time	Time	1	Total	FTE's (1)	Time	Time	Seasonal	Total	FTE's (1)
General Government										
Elected Officials	4.00	8.00		12.00	8.00	3.00	8.00		11.00	7.00
Council	1.00			1.00	1.00	1.00			1.00	1.00
Finance	2.00			2.00	2.00	2.00			2.00	2.00
Auditor / Purchasing	5.00			5.00	5.00	5.00			5.00	5.00
Mayor's Office	1.00			1.00	1.00	1.00			1.00	1.00
Law	10.00		1.00	11.00	10.50	12.00			12.00	12.00
Public Works Administration	3.00			3.00	3.00	4.00			4.00	4.00
Engineering	4.00		1.00	5.00	4.50	5.00			5.00	5.00
Human Resources	2.00			2.00	2.00	3.00			3.00	3.00
Civil Service				4.00	2.00		5.00		5.00	2.50
Tax	6.00			6.00	6.00	7.00			7.00	7.00
Judges	26.00	5.00		31.00	28.50	24.00	5.00		29.00	26.50
Municipal Court	15.00	1.00		16.00	15.50	17.00	2.00		19.00	18.00
Public Buildings/Service Department										
Security of Persons and Property										
Police	78.00			78.00	78.00	84.00			84.00	84.00
Police - Dispatchers/Office/Other	21.00	1.00		22.00	21.50	21.00	2.00		23.00	22.00
Fire	70.00			70.00	70.00	74.00			74.00	74.00
Fire - Secretary - Other	1.00			1.00	1.00	1.00			1.00	1.00
Leisure Time Activities										
Parks Dept.	10.00		5.00	15.00	12.50	10.00		12.00	22.00	16.00
Recreation	2.00		8.00	10.00	6.00	2.00		15.00	17.00	9.50
Municipal Pool				-	-			19.00	19.00	9.50
Community Development										
Building / Zoning	7.00			7.00	7.00	8.00			8.00	8.00
General Community Development	11.00			11.00	11.00	12.00			12.00	12.00
Transportation										
Street Maintenance and Repair	24.80			24.80	24.80	26.00			26.00	26.00
Utility Services										
Utilities Administration	6.00			6.00	6.00	6.00			6.00	6.00
Data Services Group	5.00			5.00	5.00	6.00			6.00	6.00
Water	40.60			40.60	40.60	41.00		5.00	46.00	43.50
Sewer	33.40			33.40	33.40	34.00		3.00	37.00	35.50
Customer Service	14.00			14.00	14.00	13.00		1.00	14.00	13.50
Storm Water	13.20			13.20	13.20	14.00			14.00	14.00
Totals:	416.00	19.00	15.00	450.00	433.00	436.00	22.00	55.00	513.00	474.50

Source: City Payroll Department W2 Audit Listing

Method: Using 1.0 for each full-time employee and 0.50 for each part-time and seasonal employee at year end.

Note: Employees within Utilities Administration, Data Services Group and Customer Service are allocated to Water, Sewer and Refuse using a percentage allocation for the financial statement. However in the above table, we have not applied the allocation.

Because the above data is based on issued W2's, department count may reflect slight variance due to change in personnel during the year.

2018					2017					2016				
Full Time	Part Time	Seasonal	Total	Annual FTE's (1)	Full Time	Part Time	Seasonal	Total	Annual FTE's (1)	Full Time	Part Time	Seasonal	Total	Annual FTE's (1)
3.00	11.00		14.00	8.50	3.00	9.00		12.00	7.50	3.00	9.00		12.00	7.50
2.00			2.00	2.00	1.00			1.00	1.00	1.00			1.00	1.00
2.00			2.00	2.00	2.00			2.00	2.00	2.00			2.00	2.00
5.00			5.00	5.00	4.00			4.00	4.00	4.00			4.00	4.00
1.00			1.00	1.00	-			-	-	-			-	-
9.00			9.00	9.00	9.00			9.00	9.00	9.00	2.00		11.00	10.00
3.00			3.00	3.00	3.00			3.00	3.00	3.00			3.00	3.00
5.00			5.00	5.00	6.00			6.00	6.00	6.00			6.00	6.00
2.00	1.00		3.00	2.50	2.00	1.00		3.00	2.50	2.00	1.00		3.00	2.50
	5.00		5.00	2.50		4.00		4.00	2.00		3.00		3.00	1.50
6.00			6.00	6.00	6.00			6.00	6.00	6.00			6.00	6.00
26.00	6.00		32.00	29.00	21.00	9.00		30.00	25.50	22.00	11.00		33.00	27.50
17.00	1.00		18.00	17.50	18.00	1.00		19.00	18.50	18.00	2.00		20.00	19.00
1.00			1.00	1.00	1.00			1.00	1.00	1.00			1.00	1.00
85.00			85.00	85.00	90.00			90.00	90.00	90.00			90.00	90.00
20.00	3.00		23.00	21.50	24.00	2.00		26.00	25.00	18.00	3.00		21.00	19.50
78.00			78.00	78.00	76.00			76.00	76.00	76.00			76.00	76.00
1.00			1.00	1.00	1.00			1.00	1.00	1.00		1.00	2.00	1.50
11.00		11.00	22.00	16.50	9.00		10.00	19.00	14.00	9.00		14.00	23.00	16.00
2.00		18.00	20.00	11.00	1.00		16.00	17.00	9.00	1.00		17.00	18.00	9.50
		17.00	17.00	8.50			14.00	14.00	7.00			20.00	20.00	10.00
8.00			8.00	8.00	6.00			6.00	6.00	6.00			6.00	6.00
11.00			11.00	11.00	10.00			10.00	10.00	11.00			11.00	11.00
28.00			28.00	28.00	25.00		2.00	27.00	26.00	25.00		3.00	28.00	26.50
5.00			5.00	5.00	6.00			6.00	6.00	7.00			7.00	7.00
6.00			6.00	6.00	5.00			5.00	5.00	6.00			6.00	6.00
39.00		7.00	46.00	42.50	37.00		5.00	42.00	39.50	39.00		3.00	42.00	40.50
34.00		2.00	36.00	35.00	32.00		4.00	36.00	34.00	34.00		2.00	36.00	35.00
13.00			13.00	13.00	13.00			13.00	13.00	13.00		1.00	14.00	13.50
13.00			13.00	13.00	10.00			10.00	10.00	13.00			13.00	13.00
436.00	27.00	55.00	518.00	477.00	421.00	26.00	51.00	498.00	459.50	426.00	31.00	61.00	518.00	472.00

City of Lima
Allen County, Ohio

*Full-Time Equivalent City Government Employees by Function/Program
Last Ten Years
(continued)*

	<u>2015</u>	<u>2014</u>	<u>2013</u>	<u>2012</u>	<u>2011</u>
	Annual FTE's (1)	Annual FTE's (1)	Annual FTE's (1)	Annual FTE's (1)	Annual FTE's (1)
General Government					
Elected Officials	7.00	8.00	9.00	7.00	7.00
Council	1.00	1.00	1.00	1.00	1.00
Finance/Mayor	2.00	2.00	2.00	2.00	3.00
Auditor / Purchasing	4.00	4.00	3.00	4.00	4.00
Mayor's Office	-	-	-		
Law/Pub Defender	11.00	9.50	8.50	10.00	11.50
Public Works Administration	3.00	2.00	6.00	5.50	5.00
Engineering	4.50	4.00	3.50	4.50	5.50
Human Resources	2.00	2.00	2.50	2.00	2.50
Civil Service	2.50	2.50	2.00	4.00	2.50
Tax	6.00	6.00	5.00	5.00	5.00
Judges	24.50	27.50	22.00	23.00	22.50
Municipal Court	16.50	17.50	25.50	23.50	19.50
Public Buildings/Service Department	1.00	1.00	1.00	1.00	1.00
Security of Persons and Property					
Police	92.00	81.00	78.00	83.00	82.00
Police - Dispatchers/Office/Other	18.00	20.50	20.50	21.00	20.50
Fire	74.00	72.00	68.00	69.00	72.00
Fire - Secretary - Other	1.50	2.00	1.00	1.50	1.50
Leisure Time Activities					
Parks Dept.	18.50	19.00	14.50	16.50	15.00
Recreation	10.00	10.00	11.00	10.50	11.00
Municipal Pool	7.50	6.00	5.50	6.00	5.00
Community Development					
Building / Zoning	6.00	6.00	5.00	5.00	5.00
General Community Development	9.00	9.00	11.00	9.00	9.00
Transportation					
Street Maintenance and Repair	25.50	26.50	34.00	28.50	28.50
Utility Services					
Utilities Administration	6.00	6.00	6.00	6.00	6.00
Data Services Group	6.00	6.00	6.00	4.00	5.00
Water	41.50	47.50	32.50	40.00	45.50
Sewer	36.50	35.50	25.00	26.50	28.50
Customer Service	13.50	15.00	9.50	8.50	8.50
Storm Water	12.00	13.00	15.00	15.00	11.00
Totals:	<u>462.50</u>	<u>462.00</u>	<u>433.50</u>	<u>442.50</u>	<u>444.00</u>

Source: City Payroll Department W2 Audit Listing

Method: Using 1.0 for each full-time employee and 0.50 for each part-time and seasonal employee at year end.

City of Lima
Allen County, Ohio

Operating Indicators by Activity/Program
Last Ten Years

Function/Program	2020	2019	2018	2017	2016	2015	2014	2013	2012	2011
General Government										
Council and Clerk										
Number of Ordinances Passed	271	302	298	330	281	275	304	252	286	265
Number of Resolutions Passed	19	22	11	8	9	8	16	12	19	20
Auditor/Finance Department										
Number of checks/ vouchers issued	6,929	7,571	7,000	8,054	8,518	8,679	8,187	7,974	7,964	8,473
Amount of checks written	\$ 55,715,798	\$ 73,782,875	\$ 62,051,700	\$ 55,928,341	\$ 72,738,467	\$ 53,804,556	\$ 47,622,182	\$ 45,283,572	\$ 44,756,183	\$ 45,962,878
Interest earnings for fiscal year (cash basis)	\$ 524,731	\$ 807,515	\$ 459,896	\$ 318,875	\$ 204,365	\$ 152,266	\$ 142,005	\$ 175,287	\$ 197,970	\$ 346,811
Agency Ratings - Standard & Poors (Water)	A+	A+	A+	A+	A+	AA	AA	AA	AA	AA
Agency Ratings - Standard & Poors (Sewer)	A	A	A	A	A	A+	A+	A+	A+	A+
Agency Ratings - Moody's Financial Services (GO)	A1	A1	A1	A1	A1	A1	A1	A1	A1	A1
General Fund Cash Balances	\$ 11,596,004	\$ 7,592,473	\$ 8,177,422	\$ 87,655,201	\$ 8,721,549	\$ 8,856,871	\$ 8,845,640	\$ 8,770,603	\$ 8,166,750	\$ 4,753,332
Human Resources Department										
Net Aggregate Health Costs	\$ 6,804,874	\$ 6,457,101	\$ 8,118,116	\$ 7,555,268	\$ 6,920,555	\$ 5,901,364	\$ 5,687,168	\$ 5,280,821	\$ 5,032,026	\$ 5,397,730
Percentage Enrollment in Wellness Programs	39.0%	26.0%	26.7%	28.3%	45.9%	33.5%	28.9%	26.7%	17.4%	21.9%
Number of hires of Police Officers from certified lists	1	2	9	3	6	9	8	4	4	5
Number of hires of Fire/Medics from certified lists	0	0	4	2	3	4	6	0	0	6
Income Tax Department										
Active Income Tax Accounts										
Individual	7,424	7,824	7,551	5,838	5,647	4,944	5,567	5,336	4,824	4,789
Business	2,150	2,097	2,003	3,376	3,334	4,325	3,270	3,414	3,366	3,455
Withholding	1,304	1,929	1,330	1,328	1,416	1,493	1,549	1,515	1,624	1,671
Amount of Penalties and Interest Collected	\$ 223,520	\$ 268,204	\$ 251,978	\$ 163,285	\$ 191,232	\$ 149,527	\$ 142,314	\$ 122,998	\$ 189,496	\$ 143,781
Annual number of Corporate withholding forms processed	19,335	19,165	19,035	18,071	17,861	13,031	15,125	15,061	14,558	14,601
Annual number of balance due statements forms processed	2,183	2,788	2,397	2,307	3,332	2,774	2,435	1,135	1,429	1,767
Annual number of estimated payment forms processed	3,320	3,416	2,957	1,410	3,452	4,203	4,301	4,153	4,252	4,335
Annual number of reconciliations of withholdings processed	2,046	2,113	2,190	2,216	2,223	2,235	2,197	2,214	2,227	2,255
Law Director										
Claims administered through Claims Advisory Board	8	21	18	15	12	31	47	25	26	31
Dollar amount of contracts reviewed	\$ 6,681,076	\$ 9,261,851	\$ 71,293,160	\$ 9,260,351	\$ 5,623,292	\$ 4,604,776	\$ 5,265,922	NA	NA	NA
Number of cases prosecuted	6,176	8,602	9,230	8,627	10,359	8,581	9,507	7,896	7,014	7,498
Total collections	\$ 77,691	\$ 85,535	\$ 107,836	\$ 141,211	\$ 145,205	\$ 276,897	\$ 23,504	\$ 35,739	\$ 10,208	\$ 26,474
Municipal Court										
Number of Civil Cases	2,727	4,358	3,677	3,745	3,277	3,297	4,024	3,823	4,529	5,494
Number of Criminal cases	2,460	3,539	5,447	3,568	3,493	3,372	4,024	4,004	3,611	3,297
Number of OVI cases	568	954	1,054	1,157	1,245	1,019	1,056	947	791	874
Number of other Traffic cases	7,255	12,803	16,794	13,863	14,561	13,115	13,835	12,631	9,070	10,275
Number of Arraignments	10,265	15,208	17,639	21,247	19,697	20,016	19,550	18,086	14,427	15,553
Number of persons placed on Probation	592	867	768	749	712	785	714	560	994	614
Number of Subpoenas issued	3,200	3,838	3,840	10,389	12,933	11,190	14,999	13,066	10,949	10,403

City of Lima
Allen County, Ohio

Operating Indicators by Function/Program (continued)
Last Ten Years

Function/Program	2020	2019	2018	2017	2016	2015	2014	2013	2012	2011
Building Department Indicators										
Residential Permits Issued **	663	855	396	383	398	409	363	380	439	467
Commercial Permits Issued **	817	919	652	791	639	583	670	649	765	537
Total Permits Issued	1,480	1,774	1,048	1,174	1,037	992	1,033	1,029	1,204	1,004
Estimated Costs of Projects of Permit Customers										
Residential	\$ 3,159,001	\$ 3,347,443	\$ 2,090,154	\$ 1,190,725	\$ 2,197,971	\$ 2,686,757	\$ 2,299,729	\$ 1,630,305	\$ 3,224,810	\$ 2,333,127
Commercial	85,204,985	92,520,252	43,562,832	64,144,406	73,159,345	64,976,012	76,971,526	54,638,474	67,984,488	141,109,779
Total Estimated Cost	\$ 88,363,986	\$ 95,867,695	\$ 45,652,986	\$ 65,335,131	\$ 75,357,316	\$ 67,662,769	\$ 79,271,255	\$ 56,268,779	\$ 71,209,298	\$ 143,442,906
Security of Persons & Property										
Police Department										
Employees of the Department										
Sworn	70	78	83	80	83	86	73	68	78	81
Civilian	18	19	19	21	18	20	19	16	19	18
Part-time	0	2	2	2	3	4	3	4	4	3
Total Employees of the Department	88	99	104	103	104	110	95	88	101	102
Total Calls for Services		41,208	43,670	45,707	48,205	45,336	42,509	43,571	45,116	43,281
UCR Part I Crimes (major offenses)										
Homicide	13	6	5	7	8	3	4	3	6	1
Rape	58	61	45	52	46	49	39	42	51	47
Robbery	59	65	68	81	122	82	75	78	101	95
Assault	143	133	120	113	1,297	1,093	1,114	1,433	1,621	1,537
Burglary	341	397	478	569	97	602	605	382	618	784
Larceny	893	1,037	1,084	1,334	600	1,468	1,218	1,255	1,382	1,356
Motor Vehicle Theft	108	65	98	79	1,525	88	79	95	80	118
Total UCR Part I Crimes	1,615	1,764	1,898	2,235	3,695	3,385	3,134	3,288	3,859	3,938
Part II Simple Assaults		1,121	989	1,000	955	936	1,009	1,190	1,313	1,281
Record Numbers										
Reports	7,987	8,981	12,163	10,230	9,218	9,538	7,226	7,086	7,295	7,003
Record Checks	4,660	7,976	7,139	7,282	7,673	9,477	8,062	8,496	7,867	7,442
Court Notices	2,773	3,986	4,586	5,770	6,924	6,685	9,262	8,693	8,089	8,060
Warrants/Summons	2,065	2,054	2,094	2,082	2,129	1,876	2,307	2,707	2,491	2,951
Audio/Video	4,992	4,542	3,907	3,446	3,489	2,822	2,692	2,504	1,547	900
Total Records	22,477	27,539	29,889	28,810	29,433	30,398	29,549	29,486	27,289	26,356
Fire Department										
EMS Operations										
EMS Responses	3,881	3,827	3,956	3,735	3,881	3,733	3,559	3,117	2,882	2,771
EMS Billing Collections	\$ 529,225	\$ 569,713	\$ 491,845	\$ 425,618	\$ 481,749	\$ 496,103	\$ 525,671	\$ 367,949	\$ 401,660	\$ 282,765
Fire Operations										
Fire Responses	224	212	212	226	212	219	233	226	240	258
Hazardous Condition Responses	367	265	202	197	188	229	210	211	220	274
Service Calls	545	423	442	475	399	332	404	295	293	243
Number of Personnel	69	71	75	73	75	72	68	69	71	70
Prevention Services										
Fire Safety Inspections	226	219	188	204	203	187	193	185	206	169
Safety City Participants	0	1,280	2,200	1,920	2,002	1,999	2,200	4,500	4,513	4,652
Students Given Fire & Safety Education	2,130	2,645	2,738	3,108	2,377	3,349	2,408	2,410	2,462	2,498

City of Lima
Allen County, Ohio

Operating Indicators by Function/Program (continued)
Last Ten Years

Function/Program	2020	2019	2018	2017	2016	2015	2014	2013	2012	2011
Fire Department (continued)										
Arson Investigation										
Incendiary Fires	22	19	14	20	21	24	32	25	22	33
Accidental Fires	21	27	40	29	27	25	23	25	26	28
Undetermined Fires	1	13	5	11	7	11	7	7	10	4
Juvenile	11	1	4	5	3	4	4	4	2	4
Total Arson Investigations	55	60	63	65	58	64	66	61	60	69
Leisure Time Activities										
Parks and Recreation										
Recreation Swimming pool attendance	0	5,656	5,931	5,715	7,051	5,415	4,096	4,419	5,908	5,302
Recreation Mens & Womens Leagues Participation	6,525	8,112	7,552	6,512	5,456	5,984	5,640	5,820	5,160	3,564
Playground Participation	0	3,169	3,336	3,462	3,323	2,787	3,171	3,171	3,743	3,747
Shelter House Reservations	22	249	225	205	217	225	260	248	253	494
Youth Leagues Participation	7,210	8,976	8,904	6,460	6,692	5,089	5,160	4,812	4,548	5,904
Community Environment ***										
Housing Counseling/Training	18	24	30	28	22	25	105	105	105	110
Costs Associated with Housing Counseling/Training	\$ 25,200	\$ 25,990	\$ 24,410	\$ 25,200	\$ 25,472	\$ 31,028	\$ 32,566	\$ 33,955	\$ 37,990	\$ 89,648
Street/Sidewalk Improvement Projects	997	2,624	1,640	3,805	2,493	48	49	45	59	72
Costs Associated with Street/Sidewalk Improvement Projects	\$ 134,891	\$ 152,793	\$ 193,795	\$ 149,061	\$ 290,316	\$ 268,616	\$ 212,084	\$ 231,938	\$ 462,969	\$ 422,744
Clearance and Demolition of Structures	10	10	5	2	13	19	8	5	2	5
Costs Associated with Clearance & Demolitions	\$ 68,095	\$ 110,398	\$ 151,385	\$ 3,848	\$ 106,150	\$ 133,692	\$ 50,991	\$ 179,345	\$ 28,020	\$ 49,169
Property Maintenance inspections	2,835	2,657	4,271	2,774	2,493	2,563	2,382	2,200	1,902	1,626
Costs Associated with Property Maintenance & Inspections	\$ 219,790	\$ 193,168	\$ 167,663	\$ 171,367	\$ 143,798	\$ 137,097	\$ 196,570	\$ 263,857	\$ 241,474	\$ 189,796
Transportation										
Streets Department										
Rejuvenating Spray on Streets (Miles)	5.40	5.90	5.20	6.70	4.14	4.81	4.29	3.11	4.52	6.16
Crackseal Coating Program (hours)	10	76	271	219	528	335	137	189	77	239
Street Improvements-Asphalt Overlay (linear feet)	47,665	37,752	32,665	35,376	47,836	25,400	28,934	16,420	23,866	34,742
Street Improvements-Asphalt-Non-Utility Cuts (hours) *	3,986	4,286	4,761	4,155	4,851	4,385	3,858	4,791	3,815	3,410
Street Improvements-Asphalt-Utility Cuts (hours) *	2,019	1,447	1,867	2,293	1,995	1,991	1,590	940	951	2,020
Street Repair-Full depth (hours)	514	182	329	0	309	24	32	865	125	302
Street Repair-Curbs and Sidewalks (hours)	40	0	8	0	0	0	9	0	70	0
Street Repair-Berms (hours)	298	172	122	901	502	378	60	673	447	262
Street Light Repairs, including Retro Fitting (hours)	746	791	1,259	708	1,273	1,259	1,147	1,680	2,098	3,274
Guardrail Repair (hours)	51	30	203	84	80	221	360	89	97	212
Paint Striping-Pavement Marking and Street Painting (hours)	107	351	343	490	662	487	357	381	333	267
Street Sweeper (hours)	2,507	2,853	3,034	4,337	2,860	2,802	3,380	2,051	2,517	3,005
Alley Maintenance, including Brushing (hours)	2,647	1,030	1,247	1,601	1,493	1,235	2,072	1,562	2,378	1,488
Concrete repairs-Non-Utility (hours) *	393	488	238	196	544	412	191	600	200	87
Concrete repairs-Utility (hours) *	1,250	1,256	1,851	1,407	1,703	817	1,136	1,457	1,920	1,120
Catch Basin Repairs (hours)	3,502	3,465	3,616	4,497	3,381	4,767	3,239	3,458	3,166	3,235
Catch Basin Cleaning (hours)	3,374	2,378	3,686	3,874	3,931	2,351	2,433	2,842	1,892	2,851
Leaf collection (hours)	1,595	1,880	2,565	2,403	3,220	2,016	2,144	2,599	1,324	1,549

City of Lima
Allen County, Ohio

Operating Indicators by Function/Program (continued)
Last Ten Years

Function/Program	2020	2019	2018	2017	2016	2015	2014	2013	2012	2011
Streets Department (continued)										
Tree Removal and Trimming (hours)	3,014	2,603	2,409	2,451	2,392	1,979	2,156	3,049	3,923	3,225
Number of Trees Planted per year	247	20	17	33	20	10	13	13	203	198
Signage, including Parks Dept. (hours)	1,650	2,278	2,340	2,499	2,507	2,715	3,077	2,921	2,872	2,762
Snow & Ice Removal (regular labor cost)	\$ 38,321	\$ 39,160	\$ 39,160	\$ 28,909	\$ 37,939	\$ 49,101	\$ 54,657	\$ 23,389	\$ 32,668	\$ 76,181
Snow & Ice Removal (overtime labor cost)	\$ 23,690	\$ 18,616	\$ 18,616	\$ 19,306	\$ 18,486	\$ 28,299	\$ 90,625	\$ 37,443	\$ 23,669	\$ 36,599
Equipment Repairs/Body Shop (cost)	\$ 151,331	\$ 143,880	\$ 158,000	\$ 142,271	\$ 137,274	\$ 137,284	\$ 120,806	\$ 74,675	\$ 99,524	\$ 80,029
Tons of Snow-Melting Salt Used	1,027	881	881	934	790	1,484	2,374	1,741	1,247	1,559
Water Department										
Water Rates per 1st 300 Cu ft of water used	\$ 12.32	\$ 11.30	\$ 10.37	\$ 9.51	\$ 9.51	\$ 8.46	\$ 7.52	\$ 6.86	\$ 6.26	\$ 5.72
Average number of water accounts billed monthly										
Residential	22,592	23,468	22,404	22,177	22,183	22,138	22,093	22,007	21,984	21,543
Industrial	78	83	80	83	98	94	94	94	94	89
Commercial	1,936	1,941	1,876	1,848	1,832	1,832	1,841	1,833	1,831	1,799
Total Customers	24,606	25,492	24,360	24,108	24,113	24,064	24,028	23,934	23,909	23,431
Total Water Collections Annually (Including P&I)										
Residential	\$ 8,441,345	\$ 7,789,384	\$ 6,891,163	\$ 6,777,797	\$ 6,721,277	\$ 6,151,975	\$ 5,963,115	\$ 5,195,214	\$ 4,925,895	\$ 4,288,143
Industrial	6,492,244	6,391,991	5,518,002	6,481,775	5,554,141	4,732,703	4,316,816	3,764,984	3,753,525	3,865,411
Commercial	4,560,526	4,448,977	4,597,122	3,394,546	3,400,627	3,163,007	2,877,227	2,370,806	2,211,685	2,079,413
General Fund Water Contract (all customers)	8,357,253	8,188,392	7,727,826	8,009,943	7,270,914	6,418,984	5,849,016	5,080,895	4,996,793	5,110,518
Total Collections	\$ 27,851,368	\$ 26,818,744	\$ 24,734,113	\$ 24,664,061	\$ 22,946,959	\$ 20,466,669	\$ 19,006,174	\$ 16,411,899	\$ 15,887,898	\$ 15,343,485
Sewer Department										
Sewer Rates per 1st 300 Cu ft of water used	\$ 46.17	\$ 41.34	\$ 39.77	\$ 38.22	\$ 34.91	\$ 31.63	\$ 28.37	\$ 26.63	\$ 26.63	\$ 14.69
Avg. number of sewer accounts billed monthly										
Residential	13,901	13,848	13,860	13,730	13,773	13,782	13,802	13,922	13,948	13,977
Industrial	53	55	54	59	75	73	73	72	72	69
Commercial	1,240	1,241	1,222	1,220	1,207	1,212	1,233	1,243	1,239	1,237
Total Customers	15,194	15,144	15,136	15,009	15,055	15,067	15,108	15,237	15,259	15,283
Total Sewer Collections Annually (Including P&I)										
Residential	\$ 8,695,389	\$ 8,390,066	\$ 7,977,037	\$ 7,935,372	\$ 7,356,298	\$ 6,951,948	\$ 6,422,306	\$ 6,196,411	\$ 5,823,416	\$ 5,626,053
Industrial	2,969,147	2,504,856	2,695,017	2,965,259	2,499,602	2,106,605	1,928,000	1,893,477	1,715,431	1,734,331
Commercial	3,711,576	3,760,333	3,226,561	3,755,832	3,315,787	3,163,004	2,861,700	2,535,080	2,307,531	2,231,213
Total Collections	\$ 15,376,112	\$ 14,655,255	\$ 13,898,615	\$ 14,656,463	\$ 13,171,687	\$ 12,221,557	\$ 11,212,006	\$ 10,624,968	\$ 9,846,378	\$ 9,591,597
Total flow of wastewater treatment plant (Billions of Gallons)	4.740	5.447	6.126	5.567	4.756	5.408	5.335	5.138	4.787	6.006
Average daily flow (Millions of gallons per day)	12.980	15.650	16.780	15.250	12.990	14.820	14.62	14.08	13.22	16.50
Tons of dry sludge removed	2,296.11	3,019.30	2,943.57	2,256.90	2,519.90	9,188.00	8,163.70	5,671.10	4,382.40	7,362.20
Refuse Services										
Average number of accounts billed monthly	11,627	11,577	11,588	11,475	11,518	11,526	11,548	11,651	11,667	11,702
Total Refuse Collections Annually (Including P&I)										
Residential	\$ 2,818,596	\$ 2,803,380	\$ 2,828,457	\$ 2,827,948	\$ 2,808,956	\$ 2,847,567	\$ 2,839,794	\$ 2,919,982	\$ 2,879,590	\$ 2,796,554
Commercial	3,841	3,842	3,615	3,599	3,755	3,703	3,013	3,368	4,065	4,181
Total Collections	\$ 2,822,437	\$ 2,807,222	\$ 2,832,072	\$ 2,831,547	\$ 2,812,711	\$ 2,851,270	\$ 2,842,807	\$ 2,923,350	\$ 2,883,655	\$ 2,800,735

Notes:

* "Non-Utility" refers to services performed for the Street Department by the Streets Department. "Utility" refers to services performed for the City's Utilities Department or for utility companies outside the City (e.g. local gas company).

** Building and Zoning permit activities include permits issued for the City's Engineering Department as well as the Fire Department's Life Safety permits, beginning with 2019.

*** Community Environment activities presented rely significantly on the available CDBG and HOME grants. Operating indicators presented are for a "grant year" which ended September 30th of the applicable year.

NA - Prior year Information is unavailable

Source: City Department records

City of Lima
Allen County, Ohio

Capital Assets Statistics by Department/Program
Last Ten Years

Function/Program	2020	2019	2018	2017	2016	2015	2014	2013	2012	2011
Governmental Activities										
General Government										
Municipal Administrative Building	1	1	1	1	1	1	1	1	1	1
Municipal Court Building	1	1	1	1	1	1	1	1	1	1
Police										
Stations	1	1	1	1	1	1	1	1	1	1
Vehicles, including confiscated	57	58	57	60	56	52	53	58	57	55
Fire										
Operating Stations	3	3	3	3	3	3	3	3	3	5
Pumpers/Fire Trucks	6	6	6	6	6	6	7	8	9	8
Ambulances	4	4	4	3	3	3	3	3	2	2
Vehicles	13	13	13	10	11	12	10	8	8	7
Parks and Recreation										
Parks	8	8	8	8	7	7	7	7	7	7
Pools	1	1	1	1	1	1	1	1	1	1
Observatories	1	1	1	1	1	1	1	1	1	1
Safety City	1	1	1	1	1	1	1	1	1	1
Rentable Shelters	5	5	5	5	5	5	5	5	5	5
Concert Pavillion	1	1	1	1	1	1	1	1	1	1
Fieldhouse	1	1	1	1	1	1	1	1	1	1
Vehicles	27	24	23	20	21	16	18	18	NA	NA
Community Development										
Vehicles	7	7	8	8	6	7	8	10	NA	NA
Public Works										
Streets (miles)	179	179	179	179	178	178	178	178	178	178
Administrative Vehicles	2	2	2	3	3	3	3	3	NA	NA
Engineering Vehicles	4	4	7	5	5	4	4	4	NA	NA
Building & Zoning Vehicles	2	2	3	2	1	2	2	2	NA	NA
Streets/Service Vehicles	47	43	31	39	40	50	49	47	NA	NA
Business-Type Activities										
Water Department										
Water Lines (miles)	485	485	482	482	450	450	450	450	450	450
Vehicles	14	14	13	12	11	11	11	10	NA	NA
Wastewater										
Sanitary Sewers (miles)	252	253	252	252	240	240	240	240	240	240
Vehicles	17	18	17	15	17	17	17	17	NA	NA
Utilities Administration										
Customer Service Fleet	10	10	9	9	9	8	9	9	NA	NA
Field Services Fleet	6	4	4	4	4	4	4	4	NA	NA
Storm Water	42	43	42	39	37	41	37	37	NA	NA
Storm Sewers (miles)	95	105	91	91	90	90	NA	NA	NA	NA
Service Vehicles	6	5	6	4	4	4	3	2	NA	NA

Source: Capital Asset System, City Departmental Records

Note: Information prior to fiscal year 2011 was not available.
NA - Information Not Available

This page intentionally blank

OHIO AUDITOR OF STATE KEITH FABER



CITY OF LIMA

ALLEN COUNTY

AUDITOR OF STATE OF OHIO CERTIFICATION

This is a true and correct copy of the report, which is required to be filed pursuant to Section 117.26, Revised Code, and which is filed in the Office of the Ohio Auditor of State in Columbus, Ohio.



Certified for Release 8/26/2021

88 East Broad Street, Columbus, Ohio 43215
Phone: 614-466-4514 or 800-282-0370

This report is a matter of public record and is available online at
www.ohioauditor.gov