



OHIO AUDITOR OF STATE  
**KEITH FABER**





**PUTNAM COUNTY EDUCATIONAL SERVICE CENTER  
PUTNAM COUNTY  
JUNE 30, 2019**

**TABLE OF CONTENTS**

TITLE	PAGE
Independent Auditor's Report .....	1
Prepared by Management:	
Management's Discussion and Analysis .....	5
Basic Financial Statements:	
Government-wide Financial Statements:	
Statement of Net Position.....	16
Statement of Activities.....	17
Fund Financial Statements:	
Balance Sheet	
Governmental Funds.....	18
Reconciliation of Total Governmental Fund Balances to Net Position of Governmental Activities.....	19
Statement of Revenues, Expenditures and Changes in Fund Balances Governmental Funds.....	20
Reconciliation of the Statement of Revenues, Expenditures and Changes in Fund Balances of Governmental Funds to the Statement of Activities .....	21
Statement of Fiduciary Assets and Liabilities Fiduciary Funds.....	22
Notes to the Basic Financial Statements.....	23
Supplemental Information:	
Schedule of Revenues, Expenditures and Changes in Fund Balance – Budget and Actual (Non-GAAP Budgetary Basis)	
General Fund .....	53
Title I Migrant Children Fund.....	54
IDEA Part B Grants Fund.....	55
Notes to Supplemental Information .....	56
Required Supplementary Information:	
Schedule of the ESC's Proportionate Share of the Net Pension Liability:	
School Employees Retirement System (SERS) of Ohio.....	59
State Teachers Retirement System (STRS) of Ohio .....	61
Schedule of ESC Pension Contributions:	
School Employees Retirement System (SERS) of Ohio.....	63
State Teachers Retirement System (STRS) of Ohio .....	65

**PUTNAM COUNTY EDUCATIONAL SERVICE CENTER  
PUTNAM COUNTY  
JUNE 30, 2019**

**TABLE OF CONTENTS  
(Continued)**

<b>TITLE</b>	<b>PAGE</b>
Schedule of the ESC's Proportionate Share of the Net OPEB Liability/Asset:	
School Employees Retirement System (SERS) of Ohio.....	67
State Teachers Retirement System (STRS) of Ohio .....	68
Schedule of ESC OPEB Contributions:	
School Employees Retirement System (SERS) of Ohio.....	69
State Teachers Retirement System (STRS) of Ohio .....	71
Notes to the Required Supplementary Information .....	73
Schedule of Expenditures of Federal Awards .....	75
Notes to the Schedule of Expenditures of Federal Awards .....	76
Independent Auditor's Report on Internal Control Over Financial Reporting and on Compliance and Other Matters Required by <i>Government Auditing Standards</i> .....	77
Independent Auditor's Report on Compliance with Requirements Applicable to the Major Federal Program and on Internal Control Over Compliance Required by the Uniform Guidance .....	79
Schedule of Findings.....	81
Prepared by Management:	
Summary Schedule of Prior Audit Findings.....	83
Corrective Action Plan.....	84



One Government Center, Suite 1420  
Toledo, Ohio 43604-2246  
(419) 245-2811 or (800) 443-9276  
NorthwestRegion@ohioauditor.gov

## INDEPENDENT AUDITOR'S REPORT

Putnam County Educational Service Center  
Putnam County  
124 Putnam Parkway  
Ottawa, Ohio 45875-8657

To the Governing Board:

### ***Report on the Financial Statements***

We have audited the accompanying financial statements of the governmental activities, each major fund, and the aggregate remaining fund information of Putnam County Educational Service Center, Putnam County, Ohio (the ESC), as of and for the year ended June 30, 2019, and the related notes to the financial statements, which collectively comprise the ESC's basic financial statements as listed in the table of contents.

### ***Management's Responsibility for the Financial Statements***

Management is responsible for preparing and fairly presenting these financial statements in accordance with accounting principles generally accepted in the United States of America; this includes designing, implementing, and maintaining internal control relevant to preparing and fairly presenting financial statements that are free from material misstatement, whether due to fraud or error.

### ***Auditor's Responsibility***

Our responsibility is to opine on these financial statements based on our audit. We audited in accordance with auditing standards generally accepted in the United States of America and the financial audit standards in the Comptroller General of the United States' *Government Auditing Standards*. Those standards require us to plan and perform the audit to reasonably assure the financial statements are free from material misstatement.

An audit requires obtaining evidence about financial statement amounts and disclosures. The procedures selected depend on our judgment, including assessing the risks of material financial statement misstatement, whether due to fraud or error. In assessing those risks, we consider internal control relevant to the ESC's preparation and fair presentation of the financial statements in order to design audit procedures that are appropriate in the circumstances, but not to the extent needed to opine on the effectiveness of the ESC's internal control. Accordingly, we express no such opinion. An audit also includes evaluating the appropriateness of management's accounting policies and the reasonableness of their significant accounting estimates, as well as our evaluation of the overall financial statement presentation.

We believe the audit evidence we obtained is sufficient and appropriate to support our audit opinions.

**Opinion**

In our opinion, the financial statements referred to above present fairly, in all material respects, the respective financial position of the governmental activities, each major fund, and the aggregate remaining fund information of Putnam County Educational Service Center, Putnam County, Ohio, as of June 30, 2019, and the respective changes in financial position thereof for the year then ended in accordance with the accounting principles generally accepted in the United States of America.

**Other Matters**

*Required Supplementary Information*

Accounting principles generally accepted in the United States of America require this presentation to include *management's discussion and analysis*, and schedules of net pension and other post-employment benefit liabilities and pension and other post-employment benefit contributions listed in the table of contents, to supplement the basic financial statements. Although this information is not part of the basic financial statements, the Governmental Accounting Standards Board considers it essential for placing the basic financial statements in an appropriate operational, economic, or historical context. We applied certain limited procedures to the required supplementary information in accordance with auditing standards generally accepted in the United States of America, consisting of inquiries of management about the methods of preparing the information and comparing the information for consistency with management's responses to our inquiries, to the basic financial statements, and other knowledge we obtained during our audit of the basic financial statements. We do not opine or provide any assurance on the information because the limited procedures do not provide us with sufficient evidence to opine or provide any other assurance.

*Supplementary and Other Information*

Our audit was conducted to opine on the ESC's basic financial statements taken as a whole.

The Schedules of Revenues, Expenditures and Changes in Fund Balance – Budget and Actual present additional analysis and are not a required part of the basic financial statements.

The Schedule of Expenditures of Federal Awards presents additional analysis as required by Title 2 U.S. Code of Federal Regulations (CFR) Part 200, Uniform Administrative Requirements, Cost Principles, and Audit Requirements for Federal Awards and is also not a required part of the financial statements.

The schedules are management's responsibility, and derive from and relate directly to the underlying accounting and other records used to prepare the basic financial statements. We subjected this information to the auditing procedures we applied to the basic financial statements. We also applied certain additional procedures, including comparing and reconciling this information directly to the underlying accounting and other records used to prepare the basic financial statements or to the basic financial statements themselves in accordance with auditing standards generally accepted in the United States of America. In our opinion, this information is fairly stated in all material respects in relation to the basic financial statements taken as a whole.

***Other Reporting Required by Government Auditing Standards***

In accordance with *Government Auditing Standards*, we have also issued our report dated March 16, 2020, on our consideration of the ESC's internal control over financial reporting and our tests of its compliance with certain provisions of laws, regulations, contracts and grant agreements and other matters. That report describes the scope of our internal control testing over financial reporting and compliance, and the results of that testing, and does not opine on internal control over financial reporting or on compliance. That report is an integral part of an audit performed in accordance with *Government Auditing Standards* in considering the ESC's internal control over financial reporting and compliance.



Keith Faber  
Auditor of State

Columbus, Ohio

March 16, 2020

**This page intentionally left blank.**



**PUTNAM COUNTY EDUCATIONAL SERVICE CENTER  
PUTNAM COUNTY, OHIO**

MANAGEMENT'S DISCUSSION AND ANALYSIS  
FOR THE FISCAL YEAR ENDED JUNE 30, 2019  
UNAUDITED

The management's discussion and analysis of the Putnam County Educational Service Center's (the ESC) financial performance provides an overall review of the ESC's financial activities for the fiscal year ended June 30, 2019. The intent of this discussion and analysis is to look at the ESC's financial performance as a whole; readers should also review the basic financial statements and the notes to the basic financial statements to enhance their understanding of the ESC's financial performance.

**Financial Highlights**

Key financial highlights for fiscal year 2019 are as follows:

- In total, net position of governmental activities increased \$750,669 which represents a 21.05% increase from 2018 net position. This increase is primarily due to a reduction in the net pension/OPEB liability and increase in net OPEB asset.
- General revenues accounted for \$203,509 in revenue or 3.44% of all revenues. Program specific revenues in the form of charges for services and sales, grants and contributions accounted for \$5,717,977 or 96.56% of total revenues of \$5,921,486.
- The ESC had \$5,170,817 in expenses related to governmental activities; program revenues, including program specific charges for services, grants or contributions, of \$5,717,977. In addition, the ESC had general revenues supporting governmental activities (primarily unrestricted grants and entitlements) of \$203,509. In total revenues were adequate to provide for these expenses.
- The ESC's major governmental funds are the General Fund, the Title I Migrant Children Fund, and the IDEA Part B Grants Fund. The General Fund had \$4,319,751 in revenues and \$4,221,586 in expenditures. During fiscal year 2019, the General Fund's fund balance increased \$98,165 from \$979,432 to \$1,077,597.
- The Title I Migrant Children Fund had \$401,305 in revenues and \$228,351 in expenditures. During fiscal year 2019, the Title I Migrant Children Fund's fund balance increased \$172,954 from \$6,886 to \$179,840.
- The IDEA Part B Grants Fund had \$946,775 in revenues and \$946,775 in expenditures. During fiscal year 2019, the IDEA Part B Grants Fund's fund balance remained the same with a zero balance.

**Using these Basic Financial Statements**

This annual report consists of a series of financial statements and notes to those statements. These statements are organized so the reader can understand the ESC as a financial whole, an entire operating entity. The statements then proceed to provide an increasingly detailed look at specific financial activities.

The statement of net position and statement of activities provide information about the activities of the whole ESC, presenting an aggregate view of the ESC's finances and a longer-term view of those finances. Fund financial statements provide the next level of detail. For governmental funds, these statements tell how services were financed in the short-term as well as what remains for future spending. The fund financial statements also look at the ESC's most significant funds with all other nonmajor funds presented in total in one column. In the case of the ESC, the General Fund, the Title I Migrant Children Fund, and the IDEA Part B Grants Fund are by far the most significant funds and the only governmental funds reported as major funds.

**PUTNAM COUNTY EDUCATIONAL SERVICE CENTER  
PUTNAM COUNTY, OHIO**

MANAGEMENT'S DISCUSSION AND ANALYSIS  
FOR THE FISCAL YEAR ENDED JUNE 30, 2019  
UNAUDITED  
(Continued)

**Reporting the ESC as a Whole**

*Statement of Net Position and the Statement of Activities*

While this document contains the large number of funds used by the ESC to provide programs and activities, the view of the ESC as a whole looks at all financial transactions and asks the question, "How did we do financially during 2019?" The statement of net position and the statement of activities answer this question. These statements include all assets, deferred outflows, liabilities, deferred inflows, revenues and expenses using the accrual basis of accounting similar to the accounting used by most private-sector companies. This basis of accounting will take into account all of the current year's revenues and expenses regardless of when cash is received or paid.

These two statements report the ESC's net position and changes in that position. This change in net position is important because it tells the reader that, for the ESC as a whole, the financial position of the ESC has improved or diminished. The causes of this change may be the result of many factors, some financial, some not. Non-financial factors include the ESC's facility conditions, required educational programs and other factors.

In the statement of net position and the statement of activities, the governmental activities include the ESC's programs and services, including instruction, support services, operations and maintenance and extracurricular activities.

**Reporting the ESC's Most Significant Funds**

*Fund Financial Statements*

Fund financial reports provide detailed information about the ESC's major funds. The ESC uses many funds to account for a multitude of financial transactions. However, these fund financial statements focus on the ESC's most significant funds. The ESC's major governmental funds are the General Fund, the Title I Migrant Children Fund, and the IDEA Part B Grants Fund.

*Governmental Funds*

Most of the ESC's activities are reported in governmental funds, which focus on how money flows into and out of those funds and the balances left at year-end available for spending in future periods. These funds are reported using an accounting method called modified accrual accounting, which measures cash and all other financial assets than can readily be converted to cash. The governmental fund financial statements provide a detailed short-term view of the ESC's general government operations and the basic services it provides. Governmental fund information helps you determine whether there are more or fewer financial resources that can be spent in the near future to finance educational programs. The relationship (or differences) between governmental activities (reported in the statement of net position and the statement of activities) and governmental funds is reconciled in the basic financial statements.

*Reporting the ESC's Fiduciary Responsibilities*

The ESC acts in a trustee capacity as an agent for individuals. These activities are reported in an agency fund. All of the ESC's fiduciary activities are reported in separate statements of fiduciary assets and liabilities. These activities are excluded from the ESC's other financial statements because the assets cannot be utilized by the ESC to finance its operations.

*Notes to the Basic Financial Statements*

The notes provide additional information that is essential to a full understanding of the data provided in the government-wide and fund financial statements.

**PUTNAM COUNTY EDUCATIONAL SERVICE CENTER  
PUTNAM COUNTY, OHIO**

MANAGEMENT'S DISCUSSION AND ANALYSIS  
FOR THE FISCAL YEAR ENDED JUNE 30, 2019  
UNAUDITED  
(Continued)

***Supplementary Information***

The ESC has presented budgetary comparison schedule for the General Fund, the Title I Migrant Children Fund, and the IDEA Part B Grants Fund as supplementary information.

***Required Supplementary Information***

In addition to the basic financial statements and accompanying notes, this report also presents certain required supplementary information concerning the ESC's net pension liability and net OPEB liability/asset.

**The ESC as a Whole**

The table below provides a summary of the ESC's net position at June 30, 2019 and June 30, 2018.

	Governmental Activities <u>2019</u>	Governmental Activities <u>2018</u>
<b><u>Assets</u></b>		
Current and other assets	\$ 2,274,401	\$ 1,726,690
Capital assets, net	<u>3,315,893</u>	<u>3,434,947</u>
Total assets	<u>5,590,294</u>	<u>5,161,637</u>
<b><u>Deferred Outflows of Resources</u></b>		
Pension	1,814,534	2,339,891
OPEB	<u>120,144</u>	<u>120,652</u>
Total deferred outflows of resources	<u>1,934,678</u>	<u>2,460,543</u>
<b><u>Liabilities</u></b>		
Current liabilities	614,566	532,407
Long-term liabilities:		
Due within one year	145,179	115,547
Due in more than one year:		
Net pension liability	6,785,286	7,536,430
Net OPEB liability	920,586	1,822,971
Other amounts	<u>587,384</u>	<u>601,456</u>
Total liabilities	<u>9,053,001</u>	<u>10,608,811</u>
<b><u>Deferred Inflows of Resources</u></b>		
Pensions	587,798	377,876
OPEB	<u>699,138</u>	<u>201,127</u>
Total deferred inflows of resources	<u>1,286,936</u>	<u>579,003</u>
<b><u>Net Position</u></b>		
Net investment in capital assets	2,987,677	3,063,898
Restricted	243,531	202,256
Unrestricted (deficit)	<u>(6,046,173)</u>	<u>(6,831,788)</u>
Total net position (deficit)	<u>\$ (2,814,965)</u>	<u>\$ (3,565,634)</u>

**PUTNAM COUNTY EDUCATIONAL SERVICE CENTER  
PUTNAM COUNTY, OHIO**

MANAGEMENT'S DISCUSSION AND ANALYSIS  
FOR THE FISCAL YEAR ENDED JUNE 30, 2019  
UNAUDITED  
(Continued)

The net pension liability (NPL) is the largest single liability reported by the ESC at June 30, 2019 and is reported pursuant to GASB Statement 68, "Accounting and Financial Reporting for Pensions—an Amendment of GASB Statement 27." The ESC has adopted GASB Statement 75, "Accounting and Financial Reporting for Postemployment Benefits Other Than Pensions," which significantly revises accounting for costs and liabilities related to other postemployment benefits (OPEB). For reasons discussed below, many end users of this financial statement will gain a clearer understanding of the ESC's actual financial condition by adding deferred inflows related to pension and OPEB, the net pension liability and the net OPEB liability/asset to the reported net position and subtracting deferred outflows related to pension and OPEB.

Governmental Accounting Standards Board standards are national and apply to all government financial reports prepared in accordance with generally accepted accounting principles. Prior accounting for pensions (GASB 27) and postemployment benefits (GASB 45) focused on a funding approach. This approach limited pension and OPEB costs to contributions annually required by law, which may or may not be sufficient to fully fund each plan's *net pension liability* or *net OPEB liability/asset*. GASB 68 and GASB 75 take an earnings approach to pension and OPEB accounting; however, the nature of Ohio's statewide pension/OPEB plans and state law governing those systems requires additional explanation in order to properly understand the information presented in these statements.

GASB 68 and GASB 75 require the net pension liability and the net OPEB liability/asset to equal the ESC's proportionate share of each plan's collective:

1. Present value of estimated future pension/OPEB benefits attributable to active and inactive employees' past service.
2. Minus plan assets available to pay these benefits.

GASB notes that pension and OPEB obligations, whether funded or unfunded, are part of the "employment exchange" – that is, the employee is trading his or her labor in exchange for wages, benefits, and the promise of a future pension and other postemployment benefits. GASB noted that the unfunded portion of this promise is a present obligation of the government, part of a bargained-for benefit to the employee, and should accordingly be reported by the government as a liability since they received the benefit of the exchange. However, the ESC is not responsible for certain key factors affecting the balance of these liabilities. In Ohio, the employee shares the obligation of funding pension benefits with the employer. Both employer and employee contribution rates are capped by State statute. A change in these caps requires action of both Houses of the General Assembly and approval of the Governor. Benefit provisions are also determined by State statute. The Ohio Revised Code permits, but does not require, the retirement systems to provide healthcare to eligible benefit recipients. The retirement systems may allocate a portion of the employer contributions to provide for these OPEB benefits.

The employee enters the employment exchange with the knowledge that the employer's promise is limited not by contract but by law. The employer enters the exchange also knowing that there is a specific, legal limit to its contribution to the retirement system. In Ohio, there is no legal means to enforce the unfunded liability of the pension/OPEB plan *as against the public employer*. State law operates to mitigate/lessen the moral obligation of the public employer to the employee, because all parties enter the employment exchange with notice as to the law. The retirement system is responsible for the administration of the pension and OPEB plans.

Most long-term liabilities have set repayment schedules or, in the case of compensated absences (i.e. sick and vacation leave), are satisfied through paid time-off or termination payments. There is no repayment schedule for the net pension liability or the net OPEB liability/asset. As explained above, changes in benefits, contribution rates, and return on investments affect the balance of these liabilities but are outside the control of the local government. In the event that contributions, investment returns, and other changes are insufficient to keep up with required payments, State statute does not assign/identify the responsible party for the unfunded portion. Due to the unique nature of how the net pension liability and the net OPEB liability/asset are satisfied, these liabilities are separately identified within the long-term liability section of the statement of net position.

**PUTNAM COUNTY EDUCATIONAL SERVICE CENTER  
PUTNAM COUNTY, OHIO**

MANAGEMENT'S DISCUSSION AND ANALYSIS  
FOR THE FISCAL YEAR ENDED JUNE 30, 2019  
UNAUDITED  
(Continued)

In accordance with GASB 68 and GASB 75, the ESC's statements prepared on an accrual basis of accounting include an annual pension expense and an annual OPEB expense for their proportionate share of each plan's *change* in net pension liability and net OPEB liability/asset, respectively, not accounted for as deferred inflows/outflows.

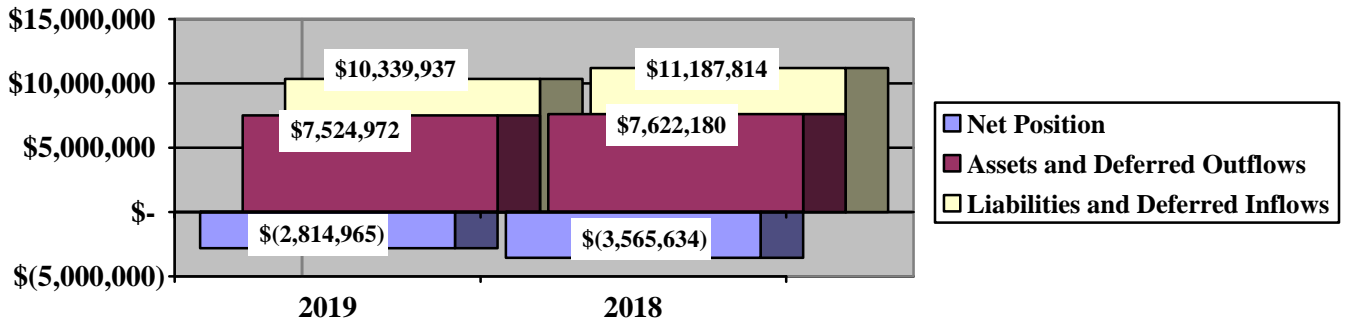
Over time, net position can serve as a useful indicator of a government's financial position. At June 30, 2019, the ESC's liabilities and deferred inflows of resources exceeded assets and deferred outflows of resources by \$2,814,965.

At year-end, capital assets represented 59.31% of total assets. Capital assets include land, buildings and improvements, furniture and equipment, and vehicles. Net investment in capital assets at June 30, 2019, was \$2,987,677. These capital assets are used to provide services to the students and are not available for future spending. Although the ESC's investment in capital assets is reported net of related debt, it should be noted that the resources to repay the debt must be provided from other sources, since capital assets may not be used to liquidate these liabilities.

A portion of the ESC's net position, \$243,531 represents resources that are subject to external restriction on how they may be used. The remaining deficit balance of unrestricted net position is \$6,046,173.

The graph below shows the ESC's assets and deferred outflows of resources, liabilities and deferred inflows of resources, and net position at June 30, 2019 and 2018.

**Governmental Activities**



**PUTNAM COUNTY EDUCATIONAL SERVICE CENTER  
PUTNAM COUNTY, OHIO**

MANAGEMENT'S DISCUSSION AND ANALYSIS  
FOR THE FISCAL YEAR ENDED JUNE 30, 2019  
UNAUDITED  
(Continued)

The table below shows the change in net position for fiscal year 2019 and 2018.

	<b>Change in Net Position</b>	
	Governmental Activities <u>2019</u>	Governmental Activities <u>2018</u>
<b><u>Revenues</u></b>		
Program revenues:		
Charges for services and sales	\$ 4,137,311	\$ 3,689,502
Operating grants and contributions	1,580,666	1,481,965
General revenues:		
Grants and entitlements, unrestricted	175,453	191,746
Investment earnings	19,507	6,387
Other	<u>8,549</u>	<u>42,335</u>
Total revenues	<u>5,921,486</u>	<u>5,411,935</u>
<b><u>Expenses</u></b>		
Program expenses:		
Instruction:		
Regular	\$ 172,120	\$ 184,807
Special	1,976,630	534,822
Support services:		
Pupil	754,382	123,635
Instructional staff	604,060	288,584
Board of education	30,204	22,161
Administration	188,251	59,012
Fiscal	228,581	99,380
Operations and maintenance	192,265	336,573
Pupil transportation	44,861	34,006
Central	7,859	34,542
Operation of non-instructional services:		
Other non-instructional services	6,711	12,224
Extracurricular activities	2,586	-
Intergovernmental pass-through	946,775	923,709
Interest and fiscal charges	<u>15,532</u>	<u>17,343</u>
Total expenses	<u>5,170,817</u>	<u>2,670,798</u>
Change in net position	750,669	2,741,137
Net position (deficit) at beginning of year	<u>(3,565,634)</u>	<u>(6,306,771)</u>
Net position (deficit) at end of year	<u><u>\$ (2,814,965)</u></u>	<u><u>\$ (3,565,634)</u></u>

**Governmental Activities**

Net position of the ESC's governmental activities increased \$750,669. Total governmental expenses of \$5,170,817 were offset by program revenues of \$5,717,977 and general revenues of \$203,509. Program revenues supported 110.58% of the total governmental expenses.

**PUTNAM COUNTY EDUCATIONAL SERVICE CENTER  
PUTNAM COUNTY, OHIO**

MANAGEMENT'S DISCUSSION AND ANALYSIS  
FOR THE FISCAL YEAR ENDED JUNE 30, 2019  
UNAUDITED  
(Continued)

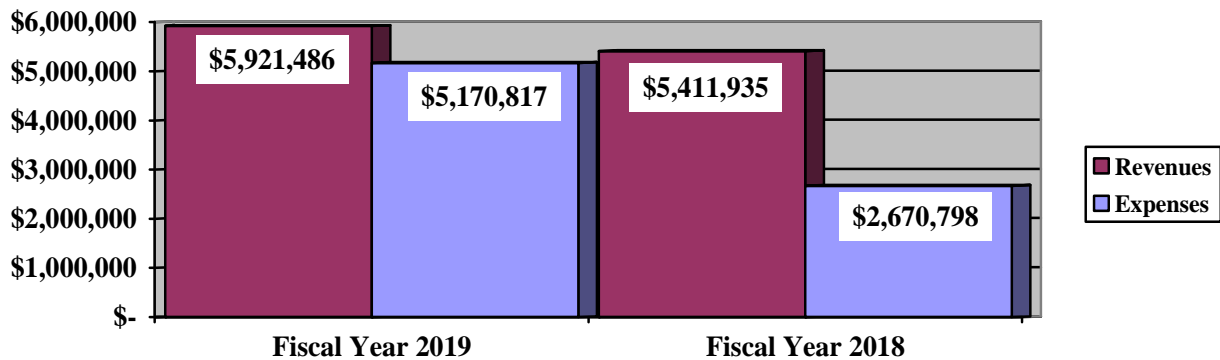
Expenses of the governmental activities increased \$2,500,019 or 93.61%. This increase is primarily the result of the State Teachers Retirement System (STRS) indefinitely suspending the Cost of Living Adjustment ("COLA") and the School Employees Retirement System (SERS) lowering the COLA from 3.00% to 2.50% in fiscal year 2018. The expenses of the governmental activities are comparable to fiscal year 2017 expenses before the STRS and SERS COLA adjustments.

The primary sources of revenue for governmental activities are derived from charges for services and sales. These revenue sources represent 69.87% of total governmental revenue.

The largest expense of the ESC is for instructional services. Instructional services expenses totaled \$2,148,750 or 41.56% of total governmental expenses for fiscal year 2019.

The graph below presents the ESC's governmental activities revenue and expenses for fiscal year 2019 and 2018.

**Governmental Activities - Revenues and Expenses**



The statement of activities shows the cost of program services and the charges for services and grants offsetting those services. The following table shows, for governmental activities, the total cost of services and the net cost of services. That is, it identifies the cost of these services supported by tax revenue and unrestricted State grants and entitlements.

**PUTNAM COUNTY EDUCATIONAL SERVICE CENTER  
PUTNAM COUNTY, OHIO**

MANAGEMENT'S DISCUSSION AND ANALYSIS  
FOR THE FISCAL YEAR ENDED JUNE 30, 2019  
UNAUDITED  
(Continued)

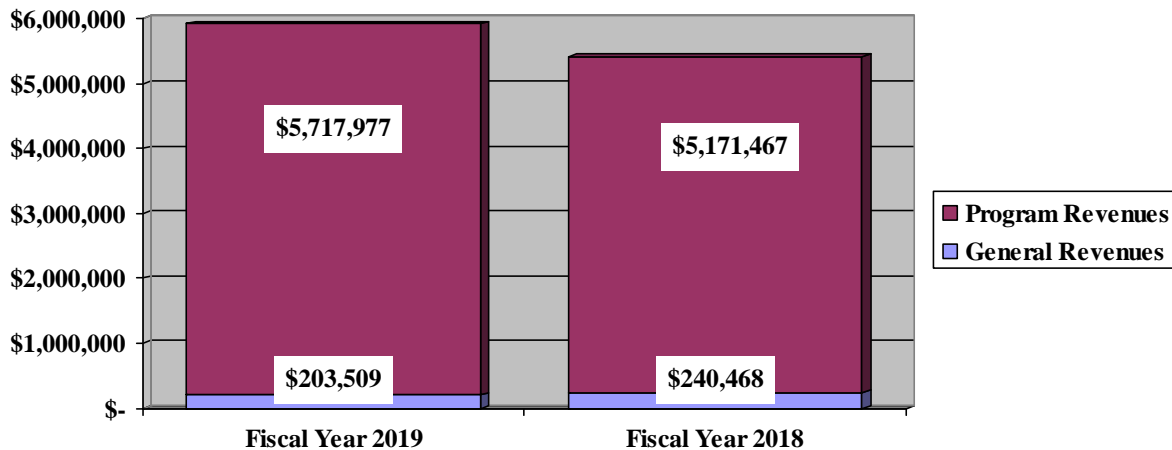
**Governmental Activities**

	Total Cost of Services 2019	Net Cost of Services 2019	Total Cost of Services 2018	Net Cost of Services 2018
<b>Program expenses</b>				
Instruction:				
Regular	\$ 172,120	\$ (353,537)	\$ 184,807	\$ (186,861)
Special	1,976,630	(1,669,017)	534,822	(2,770,307)
Support services:				
Pupil	754,382	679,893	123,635	25,165
Instructional staff	604,060	571,136	288,584	247,309
Board of education	30,204	30,204	22,161	22,161
Administration	188,251	173,020	59,012	34,039
Fiscal	228,581	(85,952)	99,380	(158,587)
Operations and maintenance	192,265	87,438	336,573	253,178
Pupil transportation	44,861	1,452	34,006	5,249
Central	7,859	6,059	34,542	6,620
Operation of non-instructional services:				
Other non-instructional services	6,711	(2,999)	12,224	4,022
Extracurricular activities	2,586	(389)	-	-
Intergovernmental pass-through	946,775	-	923,709	-
Interest and fiscal charges	15,532	15,532	17,343	17,343
<b>Total expenses</b>	<u>\$ 5,170,817</u>	<u>\$ (547,160)</u>	<u>\$ 2,670,798</u>	<u>\$ (2,500,669)</u>

Program revenues supported 110.58% of all governmental expenses and general revenues supported 3.94% The primary support of the ESC is program revenues, charges for services, from Districts to which the ESC provides services.

The graph below presents the ESC's governmental activities revenue for fiscal year 2019 and 2018.

**Governmental Activities - General and Program Revenues**





**PUTNAM COUNTY EDUCATIONAL SERVICE CENTER  
PUTNAM COUNTY, OHIO**

MANAGEMENT'S DISCUSSION AND ANALYSIS  
FOR THE FISCAL YEAR ENDED JUNE 30, 2019  
UNAUDITED  
(Continued)

**The ESC's Funds**

The ESC's governmental funds reported a combined fund balance of \$1,249,225, which is greater than last year's total of \$971,346. The schedule below indicates the fund balance and the total change in fund balance as of June 30, 2019 and 2018.

	Fund Balance (deficit) <u>June 30, 2019</u>	Fund Balance (deficit) <u>June 30, 2018</u>	<u>Change</u>	Percentage <u>Change</u>
General	\$ 1,077,597	\$ 979,432	\$ 98,165	10.02 %
Title I Migrant Children	179,840	6,886	172,954	2,511.68 %
Other Governmental	<u>(8,212)</u>	<u>(14,972)</u>	<u>6,760</u>	(45.15) %
Total	<u>\$ 1,249,225</u>	<u>\$ 971,346</u>	<u>\$ 277,879</u>	28.61 %

**General Fund**

The ESC's General Fund balance increased by \$98,165.

The table that follows assists in illustrating the financial activities and fund balance of the General Fund.

	<u>2019 Amount</u>	<u>2018 Amount</u>	<u>Change</u>	Percentage <u>Change</u>
<b><u>Revenues</u></b>				
Tuition	\$ 3,733,697	\$ 3,372,723	\$ 360,974	10.70 %
Contract Services	298,783	238,366	60,417	25.35 %
Earnings on investments	18,688	6,086	12,602	207.07 %
Intergovernmental	175,453	192,686	(17,233)	(8.94) %
Other revenues	<u>93,130</u>	<u>120,748</u>	<u>(27,618)</u>	(22.87) %
Total	<u>\$ 4,319,751</u>	<u>\$ 3,930,609</u>	<u>\$ 389,142</u>	9.90 %
<b><u>Expenditures</u></b>				
Instruction	\$ 1,952,399	\$ 1,724,515	\$ 227,884	13.21 %
Support services	2,209,515	2,228,330	(18,815)	(0.84) %
Non-instructional services	1,159	1,365	(206)	(15.09) %
Debt service	<u>58,513</u>	<u>58,513</u>	<u>-</u>	- %
Total	<u>\$ 4,221,586</u>	<u>\$ 4,012,723</u>	<u>\$ 208,863</u>	5.21 %

Overall ESC's revenues increased \$389,142 or 9.90% compared to the prior fiscal year. Tuition increased \$360,974 or 10.70% primarily due to an increase in tuition receipts for special education during the current fiscal year. Contract services increased \$60,417 due to an increase in services provided to other entities in the current fiscal year. All other revenues remained comparable to the prior fiscal year.

Overall ESC's expenditures increased \$208,863 or 5.21% compared to the prior fiscal year. Instructional expenditures increased \$227,884 or 13.21% primarily due to an increase in special instruction related expenses in the current fiscal year. All other expenditures remained comparable to the prior fiscal year.

**PUTNAM COUNTY EDUCATIONAL SERVICE CENTER  
PUTNAM COUNTY, OHIO**

MANAGEMENT'S DISCUSSION AND ANALYSIS  
FOR THE FISCAL YEAR ENDED JUNE 30, 2019  
UNAUDITED  
(Continued)

***Title I Migrant Children Fund***

The Title I Migrant Children Fund had \$401,305 in revenues and \$228,351 in expenditures. During fiscal year 2019, the Title I Migrant Children Fund's fund balance increased \$172,954 from \$6,886 to \$179,840.

***IDEA Part B Grants Fund***

The IDEA Part B Grants Fund had \$946,775 in revenues and \$946,775 in expenditures. During fiscal year 2019, the IDEA Part B Grants Fund's fund balance remained the same at a zero balance.

**Capital Assets and Debt Administration**

***Capital Assets***

At the end of fiscal year 2019, the ESC had \$3,315,893 invested in land, buildings and improvements, furniture and equipment, and vehicles, net of accumulated depreciation. This entire amount is reported in governmental activities.

The following table shows fiscal year 2019 balances compared to 2018:

**Capital Assets at June 30  
(Net of Depreciation)**

	Governmental Activities	
	2019	2018
Land	\$ 156,000	\$ 156,000
Building and improvements	3,127,273	3,163,635
Furniture and equipment	32,620	115,312
Total	\$ 3,315,893	\$ 3,434,947

The overall decrease in capital assets, net of depreciation, of \$119,054 is due to depreciation expense of \$46,817 and disposals net of accumulated depreciation of \$79,037 exceeded capital additions of \$6,800 for fiscal year 2019.

See Note 7 to the basic financial statements for additional information on the ESC's capital assets.

***Debt Administration***

At June 30, 2019 the ESC had \$328,216 in capital lease obligations outstanding. Of this total, \$44,717 is due within one year and \$283,499 is due within greater than one year. The following table summarizes the capital lease obligations outstanding.

**Outstanding Debt, at Year End**

	Governmental Activities	Governmental Activities
	2019	2018
Capital lease obligations	\$ 328,216	\$ 371,049

See Note 9 to the basic financial statements for additional information on the ESC's debt administration.

**PUTNAM COUNTY EDUCATIONAL SERVICE CENTER  
PUTNAM COUNTY, OHIO**

MANAGEMENT'S DISCUSSION AND ANALYSIS  
FOR THE FISCAL YEAR ENDED JUNE 30, 2019  
UNAUDITED  
(Continued)

**Current Financial Related Activities**

Overall, the Putnam County Educational Service Center is strong financially. As the preceding information shows, the ESC relies heavily upon grants, special education billings from the local districts, and state foundation payments. State funding is predicted to decline for the next several years impacting the ESC and its local districts.

The challenge for the ESC's Management is to continue to provide the resources necessary to meet student needs and be able to stay within our budget for the year. The ESC has anticipated a lower than normal increase in funding due to declining enrollment in the county. This not only impacts the ESC's income, but that of our locals.

Another challenge facing the ESC is the maintenance and renting of a new facility that houses our offices, as well as, a higher education facility with six flexible classrooms. The cost of the facility is around \$3 million, with our investment being \$1 million over a 25 year lease purchase agreement with the Village of Ottawa. A grant from the Economic Development Administration and the Village will be contributing the remaining portion of the funding.

The last challenge facing the ESC is the continued talk of regionalization of services for education in Ohio. To date the outlook of this is looking more favorable to ESCs and we do not see any major changes to our operations in the next several years.

The ESC's system of budgeting and internal controls is well regarded. All of the ESC's financial abilities will be needed to meet the financial challenges of the future.

**Contacting the ESC's Financial Management**

This financial report is designed to provide our citizens, taxpayers, and investors and creditors with a general overview of the ESC's finances and to show the ESC's accountability for the money it receives. If you have questions about this report or need additional financial information contact Mr. Michael Siebeneck, Treasurer, Putnam County Educational Service Center, 124 Putnam Parkway, Ottawa, Ohio 45875-8657.

**PUTNAM COUNTY EDUCATIONAL SERVICE CENTER  
PUTNAM COUNTY, OHIO**

STATEMENT OF NET POSITION  
JUNE 30, 2019

	<b>Governmental Activities</b>
<b>Assets:</b>	
Equity in pooled cash and cash equivalents. . . . .	\$ 1,569,431
Receivables:	
Accrued interest . . . . .	2,998
Intergovernmental . . . . .	339,484
Prepayments . . . . .	3,389
Net OPEB asset . . . . .	359,099
Capital assets:	
Nondepreciable capital assets . . . . .	156,000
Depreciable capital assets, net. . . . .	3,159,893
Capital assets, net . . . . .	3,315,893
Total assets. . . . .	5,590,294
 <b>Deferred outflows of resources:</b>	
Pension . . . . .	1,814,534
OPEB . . . . .	120,144
Total deferred outflows of resources . . . . .	1,934,678
 <b>Liabilities:</b>	
Accrued wages and benefits payable . . . . .	509,339
Intergovernmental payable . . . . .	27,834
Pension and postemployment benefits payable . . . . .	76,262
Accrued interest payable . . . . .	1,131
Long-term liabilities:	
Due within one year. . . . .	145,179
Due in more than one year:	
Net pension liability . . . . .	6,785,286
Net OPEB liability . . . . .	920,586
Other amounts due in more than one year . . . . .	587,384
Total liabilities . . . . .	9,053,001
 <b>Deferred inflows of resources:</b>	
Pension . . . . .	587,798
OPEB . . . . .	699,138
Total deferred inflows of resources . . . . .	1,286,936
 <b>Net position:</b>	
Net investment in capital assets . . . . .	2,987,677
Restricted for:	
Locally funded programs . . . . .	3,704
State funded programs. . . . .	10,343
Federally funded programs . . . . .	229,484
Unrestricted (deficit) . . . . .	(6,046,173)
Total net position (deficit). . . . .	\$ (2,814,965)

SEE ACCOMPANYING NOTES TO THE BASIC FINANCIAL STATEMENTS

**PUTNAM COUNTY EDUCATIONAL SERVICE CENTER  
PUTNAM COUNTY, OHIO**

STATEMENT OF ACTIVITIES  
FOR THE FISCAL YEAR ENDED JUNE 30, 2019

	<u>Expenses</u>	<u>Program Revenues</u>		<u>Net (Expense) Revenue and Changes in Net Position Governmental Activities</u>
		<u>Charges for Services and Sales</u>	<u>Operating Grants and Contributions</u>	
<b>Governmental activities:</b>				
Instruction:				
Regular . . . . .	\$ 172,120	\$ 525,657		\$ 353,537
Special . . . . .	1,976,630	3,211,621	\$ 434,026	1,669,017
Support services:				
Pupil. . . . .	754,382	7,307	67,182	(679,893)
Instructional staff . . . . .	604,060	5,232	27,692	(571,136)
Board of education . . . . .	30,204			(30,204)
Administration. . . . .	188,251	12	15,219	(173,020)
Fiscal. . . . .	228,581	298,789	15,744	85,952
Operations and maintenance . . . . .	192,265	84,598	20,229	(87,438)
Pupil transportation. . . . .	44,861	4,095	39,314	(1,452)
Central . . . . .	7,859		1,800	(6,059)
Operation of non-instructional services:				
Other non-instructional services . . . . .	6,711		9,710	2,999
Extracurricular activities. . . . .	2,586		2,975	389
Intergovernmental pass-through . . . . .	946,775		946,775	
Interest and fiscal charges . . . . .	15,532			(15,532)
<b>Total governmental activities . . . . .</b>	<b>\$ 5,170,817</b>	<b>\$ 4,137,311</b>	<b>\$ 1,580,666</b>	<b>547,160</b>
<b>General revenues:</b>				
Grants and entitlements not restricted to specific programs . . . . .				175,453
Investment earnings . . . . .				19,507
Miscellaneous . . . . .				8,549
<b>Total general revenues . . . . .</b>				<b>203,509</b>
Change in net position . . . . .				750,669
<b>Net position (deficit) at beginning of year. . . . .</b>				<b>(3,565,634)</b>
<b>Net position (deficit) at end of year. . . . .</b>				<b>\$ (2,814,965)</b>

SEE ACCOMPANYING NOTES TO THE BASIC FINANCIAL STATEMENTS

**PUTNAM COUNTY EDUCATIONAL SERVICE CENTER  
PUTNAM COUNTY, OHIO**

BALANCE SHEET  
GOVERNMENTAL FUNDS  
JUNE 30, 2019

	<u>General</u>	<u>Title I Migrant Children</u>	<u>Nonmajor Governmental Funds</u>	<u>Total Governmental Funds</u>
<b>Assets:</b>				
Equity in pooled cash and cash equivalents . . . . .	\$ 1,555,819	\$ 9,908	\$ 3,704	\$ 1,569,431
Receivables:				
Accrued interest . . . . .	2,998			2,998
Intergovernmental. . . . .	80,120	222,198	37,166	339,484
Prepayments. . . . .	3,389			3,389
Due from other funds . . . . .	27,866			27,866
Total assets . . . . .	<u>\$ 1,670,192</u>	<u>\$ 232,106</u>	<u>\$ 40,870</u>	<u>\$ 1,943,168</u>
<b>Liabilities:</b>				
Accrued wages and benefits payable . . . . .	\$ 507,839	\$ 1,500		\$ 509,339
Intergovernmental payable . . . . .	6,574	44	\$ 21,216	27,834
Pension and postemployment benefits payable . . . . .	75,184	1,078		76,262
Due to other funds. . . . .			27,866	27,866
Total liabilities. . . . .	<u>589,597</u>	<u>2,622</u>	<u>49,082</u>	<u>641,301</u>
<b>Deferred inflows of resources:</b>				
Intergovernmental revenue not available. . . . .		49,644		49,644
Accrued interest not available. . . . .	2,998			2,998
Total deferred inflows of resources . . . . .	<u>2,998</u>	<u>49,644</u>		<u>52,642</u>
<b>Fund balances:</b>				
Nonspendable:				
Prepayments. . . . .	3,389			3,389
Restricted:				
Migrant program . . . . .		179,840		179,840
Other purposes. . . . .			14,047	14,047
Assigned:				
Student instruction . . . . .	9,696			9,696
Student and staff support. . . . .	30,889			30,889
Operation of non-instructional . . . . .	700			700
Unassigned (deficit) . . . . .	1,032,923		(22,259)	1,010,664
Total fund balances (deficit) . . . . .	<u>1,077,597</u>	<u>179,840</u>	<u>(8,212)</u>	<u>1,249,225</u>
Total liabilities, deferred inflows of resources and fund balances . . . . .	<u>\$ 1,670,192</u>	<u>\$ 232,106</u>	<u>\$ 40,870</u>	<u>\$ 1,943,168</u>

SEE ACCOMPANYING NOTES TO THE BASIC FINANCIAL STATEMENTS

**PUTNAM COUNTY EDUCATIONAL SERVICE CENTER  
PUTNAM COUNTY, OHIO**

RECONCILIATION OF TOTAL GOVERNMENTAL FUND BALANCES TO  
NET POSITION OF GOVERNMENTAL ACTIVITIES  
JUNE 30, 2019

<b>Total governmental fund balances</b>		\$	1,249,225
<i>Amounts reported for governmental activities on the statement of net position are different because:</i>			
Capital assets used in governmental activities are not financial resources and therefore are not reported in the funds.			3,315,893
Other long-term assets are not available to pay for current-period expenditures and therefore are deferred inflows in the funds.			
Accrued interest receivable	\$	2,998	
Intergovernmental receivable		49,644	
Total		52,642	52,642
Long-term liabilities, including capital lease obligations payable, are not due and payable in the current period and therefore are not reported in the funds.			
Capital lease obligations		(328,216)	
Compensated absences		(404,347)	
Accrued interest payable		(1,131)	
Total		(733,694)	(733,694)
The net pension liability is not due and payable in the current period; therefore, the liability and related deferred inflows/outflows are not reported in governmental funds.			
Deferred outflows - pension		1,814,534	
Deferred inflows - pension		(587,798)	
Net pension liability		(6,785,286)	
Total		(5,558,550)	(5,558,550)
The net OPEB liability is not due and payable in the current period; therefore, the liability and related deferred inflows/outflows are not reported in governmental funds:			
Deferred outflows of resources - OPEB		120,144	
Deferred inflows of resources - OPEB		(699,138)	
Net OPEB asset		359,099	
Net OPEB liability		(920,586)	
Total		(1,140,481)	(1,140,481)
<b>Net position (deficit) of governmental activities</b>		\$	(2,814,965)

SEE ACCOMPANYING NOTES TO THE BASIC FINANCIAL STATEMENTS

**PUTNAM COUNTY EDUCATIONAL SERVICE CENTER  
PUTNAM COUNTY, OHIO**

STATEMENT OF REVENUES, EXPENDITURES AND CHANGES IN FUND BALANCES  
GOVERNMENTAL FUNDS  
FOR THE FISCAL YEAR ENDED JUNE 30, 2019

	<u>General</u>	<u>Title I Migrant Children</u>	<u>IDEA Part B Grants</u>	<u>Nonmajor Governmental Funds</u>	<u>Total Governmental Funds</u>
<b>Revenues:</b>					
From local sources:					
Tuition . . . . .	\$ 3,733,697				\$ 3,733,697
Earnings on investments . . . . .	18,688				18,688
Charges for services . . . . .		\$ 250			250
Rental income . . . . .	84,581				84,581
Contributions and donations . . . . .	3,060				3,060
Contract services. . . . .	298,783			\$ 20,000	318,783
Other local revenues . . . . .	5,489				5,489
Intergovernmental - state . . . . .	175,453			349,460	524,913
Intergovernmental - federal . . . . .		401,055	\$ 946,775	55,769	1,403,599
<b>Total revenues . . . . .</b>	<b>4,319,751</b>	<b>401,305</b>	<b>946,775</b>	<b>425,229</b>	<b>6,093,060</b>
<b>Expenditures:</b>					
Current:					
Instruction:					
Regular . . . . .	152,365			16,297	168,662
Special . . . . .	1,800,034	154,740		264,746	2,219,520
Support services:					
Pupil . . . . .	898,807	889		77,137	976,833
Instructional staff . . . . .	673,931	14,164		15,378	703,473
Board of education . . . . .	32,014				32,014
Administration . . . . .	205,673	11,342		79	217,094
Fiscal . . . . .	247,887	5,366		18,606	271,859
Operations and maintenance . . . . .	137,083	15,076			152,159
Pupil transportation . . . . .	13,793	26,718		7,732	48,243
Central . . . . .	327			7,532	7,859
Operation of non-instructional services:					
Other non-instructional services . . . . .	1,159	56		8,376	9,591
Extracurricular activities . . . . .				2,586	2,586
Intergovernmental pass-through. . . . .			946,775		946,775
Debt service:					
Principal retirement. . . . .	42,833				42,833
Interest and fiscal charges . . . . .	15,680				15,680
<b>Total expenditures . . . . .</b>	<b>4,221,586</b>	<b>228,351</b>	<b>\$ 946,775</b>	<b>418,469</b>	<b>5,815,181</b>
 Net change in fund balances . . . . .	 98,165	 172,954		 6,760	 277,879
<b>Fund balances (deficit) at beginning of year. . . . .</b>	<b>979,432</b>	<b>6,886</b>		<b>(14,972)</b>	<b>971,346</b>
<b>Fund balances (deficit) at end of year. . . . .</b>	<b>\$ 1,077,597</b>	<b>\$ 179,840</b>		<b>\$ (8,212)</b>	<b>\$ 1,249,225</b>

SEE ACCOMPANYING NOTES TO THE BASIC FINANCIAL STATEMENTS



**PUTNAM COUNTY EDUCATIONAL SERVICE CENTER  
PUTNAM COUNTY, OHIO**

RECONCILIATION OF THE STATEMENT OF REVENUES, EXPENDITURES  
AND CHANGES IN FUND BALANCES OF GOVERNMENTAL FUNDS  
TO THE STATEMENT OF ACTIVITIES  
FOR THE FISCAL YEAR ENDED JUNE 30, 2019

<b>Net change in fund balances - total governmental funds</b>	\$	277,879
<i>Amounts reported for governmental activities in the statement of activities are different because:</i>		
Governmental funds report capital outlays as expenditures. However, in the statement of activities, the cost of those assets is allocated over their estimated useful lives as depreciation expense.		
Capital asset additions	\$ 6,800	
Current year depreciation	<u>(46,817)</u>	
Total		(40,017)
The net effect of various miscellaneous transactions involving capital assets (i.e., sales, disposals, trade-ins, and donations) is to decrease net position.		
		(79,037)
Revenues in the statement of activities that do not provide current financial resources are not reported as revenues in the funds.		
Interest	819	
Intergovernmental	<u>(172,393)</u>	
Total		(171,574)
Repayment of capital lease principal is an expenditure in the governmental funds, but the repayment reduces long-term liabilities on the statement of net position.		
		42,833
In the statement of activities, interest is accrued on outstanding capital leases, whereas in governmental funds, an interest expenditure is reported when due. The following items resulted in less interest being reported in the statement of activities:		
Change in accrued interest payable	<u>148</u>	
Total		148
Some expenses reported in the statement of activities, such as compensated absences, do not require the use of current financial resources and therefore are not reported as expenditures in governmental funds.		
		(58,393)
Contractually required pension contributions are reported as expenditures in governmental funds; however, the statement of activities reports these amounts as deferred outflows.		
		524,366
Except for amounts reported as deferred inflows/outflows, changes in the net pension liability are reported as pension expense in the statement of activities.		
		(508,501)
Contractually required OPEB contributions are reported as expenditures in governmental funds; however, the statement of net position reports these amounts as deferred outflows.		
		28,263
Except for amounts reported as deferred inflows/outflows, changes in the net OPEB liability/asset are reported as OPEB expense in the statement of activities.		
		<u>734,702</u>
<b>Change in net position of governmental activities</b>	<b>\$</b>	<b><u>750,669</u></b>

SEE ACCOMPANYING NOTES TO THE BASIC FINANCIAL STATEMENTS

**PUTNAM COUNTY EDUCATIONAL SERVICE CENTER  
PUTNAM COUNTY, OHIO**

STATEMENT OF FIDUCIARY ASSETS AND LIABILITIES  
FIDUCIARY FUNDS  
JUNE 30, 2019

	<b>Agency</b>
<b>Assets:</b>	
Equity in pooled cash and cash equivalents . . . . .	\$ 332,504
Receivables:	
Intergovernmental. . . . .	5,996
Prepayments . . . . .	1,906
Total assets. . . . .	\$ 340,406
<b>Liabilities:</b>	
Accounts payable. . . . .	\$ 354
Accrued wages and benefits . . . . .	9,581
Pension and postemployment benefits payable.	1,781
Intergovernmental payable . . . . .	72
Due to other governments . . . . .	328,618
Total liabilities . . . . .	\$ 340,406

SEE ACCOMPANYING NOTES TO THE BASIC FINANCIAL STATEMENTS

**This page intentionally left blank.**

**PUTNAM COUNTY EDUCATIONAL SERVICE CENTER  
PUTNAM COUNTY, OHIO**

NOTES TO THE BASIC FINANCIAL STATEMENTS  
FOR THE FISCAL YEAR ENDED JUNE 30, 2019

**NOTE 1 – DESCRIPTION OF THE EDUCATIONAL SERVICE CENTER**

The Putnam County Educational Service Center (the ESC) is the successor to the former Putnam County Board of Education. County Boards of Education were formed in Ohio as a result of the passage of Senate Bill 9 in 1914. In 1995, Am. Sub. H.B. 117 authorized the creation of Educational Service Centers and abolished county school districts. That legislation also changed the “Board of Education” to the “Governing Board”. On July 1, 1995, the Putnam County Board of Education formally adopted these changes and thus became the “Governing Board of the Putnam County Educational Service Center”.

The Governing Board consists of five members elected by the voters of the County. This Board acts as the authorizing body for expenditures, policies and procedures, and approves all financial activities. The ESC is staffed by 44 certified employees (including administrative) and 22 classified employees to provide services to approximately 5,842 students in 9 school districts throughout the County.

**NOTE 2 – SUMMARY OF SIGNIFICANT ACCOUNTING POLICIES**

The basic financial statements of the ESC have been prepared in conformity with accounting principles generally accepted in the United States of America (GAAP) as applied to governmental units. The Governmental Accounting Standards Board (GASB) is the accepted standard-setting body for establishing governmental accounting and financial reporting principles. The ESC’s significant accounting policies are described below.

**A. Reporting Entity**

The reporting entity has been defined in accordance with GASB Statement No. 14, “The Financial Reporting Entity” as amended by GASB Statement No. 39, “Determining Whether Certain Organizations Are Component Units” and GASB Statement No. 61, “The Financial Reporting Entity: Omnibus an amendment of GASB Statements No. 14 and No. 34”. The reporting entity is composed of the primary government and component units. The primary government consists of all funds, departments, boards and agencies that are not legally separate from the ESC. For the ESC, this includes general operations.

Component units are legally separate organizations for which the ESC is financially accountable. The ESC is financially accountable for an organization if the ESC appoints a voting majority of the organization’s Governing Board and (1) the ESC is able to significantly influence the programs or services performed or provided by the organization; or (2) the ESC is legally entitled to or can otherwise access the organization’s resources; or (3) the ESC is legally obligated or has otherwise assumed the responsibility to finance the deficits of, or provide financial support to, the organization; or (4) the ESC is obligated for the debt of the organization. Component units may also include organizations that are fiscally dependent on the ESC in that the ESC approves the budget, the issuance of debt or the levying of taxes. Certain organizations are also included as component units if the nature and significance of the relationship between the primary government and the organization is such that exclusion by the primary government would render the primary government’s financial statements incomplete or misleading. Based upon the application of these criteria, the ESC has no component units. The basic financial statements of the reporting entity include only those of the ESC (the primary government).

The following organization is described due to its relationship to the ESC:

*JOINTLY GOVERNED ORGANIZATION*

Northwest Ohio Area Computer Services Cooperative – The ESC is a participant in the Northwest Ohio Area Computer Services Cooperative (NOACSC), which is a computer consortium.

**PUTNAM COUNTY EDUCATIONAL SERVICE CENTER  
PUTNAM COUNTY, OHIO**

NOTES TO THE BASIC FINANCIAL STATEMENTS  
FOR THE FISCAL YEAR ENDED JUNE 30, 2019  
(Continued)

NOACSC is an association of public school districts within the boundaries of Allen, Auglaize, Hancock, Hardin, Mercer, Paulding, Putnam, Seneca, Van Wert, Wood, and Wyandot Counties, and the cities of St. Marys and Wapakoneta. The organization was formed for the purpose of applying modern technology (with the aid of computers and other electronic equipment) to administrative and instructional functions among member school districts.

NOACSC is governed by a Board of Directors. Financial information can be obtained from Ray Burden, who serves as director, at 4277 East Road, Elida, Ohio, 45807.

The ESC also participates in a group purchasing pool for insurance, described in Note 10.

**B. Fund Accounting**

The ESC uses funds to maintain its financial records during the year. A fund is defined as a fiscal and accounting entity with a self-balancing set of accounts. Funds are divided into three categories of funds: governmental, proprietary, and fiduciary. The ESC has no proprietary funds.

*GOVERNMENTAL FUNDS*

Governmental funds are those through which most governmental functions typically are financed. Governmental fund reporting focuses on the sources, uses and balances of current financial resources. Expendable assets and deferred outflows of resources are assigned to the various governmental funds according to the purposes for which they may or must be used. Current liabilities are assigned to the fund from which they will be paid. The difference between governmental fund assets and deferred outflows of resources and liabilities and deferred inflows of resources is reported as fund balance. The following are the ESC's major governmental funds:

*General Fund* – The General Fund is used to account for and report all financial resources not accounted for and reported in another fund. The General Fund balance is available for any purpose provided it is expended or transferred according to the general laws of Ohio.

*Title I Migrant Children Fund* – A special revenue fund used to account for instructional programs for children of migratory agricultural workers or migratory fishers to obtain a secondary school diploma, gain employment, be placed in other post-secondary education or training or be placed in a facility of higher education.

*IDEA Part B Grants Fund* – A special revenue fund used to account for and report grant monies restricted to expenditures for providing an appropriate public education to all children with disabilities.

Other governmental funds of the ESC are used to account for specific revenue sources that are restricted or committed to expenditures for specified purposes.

*FIDUCIARY FUNDS*

Fiduciary fund reporting focuses on net position and changes in net position. The fiduciary fund category is split into four classifications: pension trust funds, investment trust funds, private-purpose trust funds and agency funds. Trust funds are used to account for assets held under a trust agreement for individuals, private organizations, or other governments.

Agency funds are custodial in nature (assets equal net position) and do not involve measurement of results of operations. The ESC's agency fund accounts for monies held for other governmental entities.

**PUTNAM COUNTY EDUCATIONAL SERVICE CENTER  
PUTNAM COUNTY, OHIO**

NOTES TO THE BASIC FINANCIAL STATEMENTS  
FOR THE FISCAL YEAR ENDED JUNE 30, 2019  
(Continued)

**C. Basis of Presentation and Measurement Focus**

*Government-Wide Financial Statements* – The statement of net position and the statement of activities display information about the ESC as a whole. These statements include the financial activities of the primary government, except for fiduciary funds.

The government-wide statement of activities presents a comparison between direct expenses and program revenues for each function or program of the governmental activities of the ESC. Direct expenses are those that are specifically associated with a service, program or department and therefore clearly identifiable to a particular function. Program revenues include amounts paid by the recipient of goods or services offered by the program and grants and contributions that are restricted to meeting the operational or capital requirements of a particular program. Revenues not classified as program revenues are presented as general revenues of the ESC.

The government-wide financial statements are prepared using the economic resources measurement focus. All assets and deferred outflows and all liabilities and deferred inflows associated with the operation of the ESC are included on the statement of net position.

*Fund Financial Statements* – Fund financial statements report detailed information about the ESC. The focus of governmental fund financial statements is on major funds rather than reporting funds by type. Each major fund is presented in a separate column, and all nonmajor funds are aggregated into one column. Fiduciary funds are reported by fund type.

All governmental funds are accounted for using a flow of current financial resources measurement focus. With this measurement focus, only current assets and deferred outflows and current liabilities and deferred inflows generally are included on the balance sheet. The statement of revenues, expenditures and changes in fund balances reports on the sources (i.e., revenues and other financing sources) and uses (i.e., expenditures and other financing uses) of current financial resources. This approach differs from the manner in which the governmental activities of the government-wide financial statements are prepared. Governmental fund financial statements therefore include reconciliations with brief explanations to better identify the relationship between the government-wide statements and the statements for governmental funds.

Agency funds do not report a measurement focus as they do not report operations.

**D. Basis of Accounting**

Basis of accounting determines when transactions are recorded in the financial records and reported on the financial statements. Government-wide financial statements are prepared using the accrual basis of accounting. Governmental funds use the modified accrual basis of accounting. Fiduciary funds also use the accrual basis of accounting.

*Revenues – Exchange and Nonexchange Transactions* – Revenue resulting from exchange transactions, in which each party gives and receives essentially equal value, is recorded on the accrual basis when the exchange takes place. On a modified accrual basis, revenue is recorded in the fiscal year in which the resources are measurable and become available. Available means that the resources will be collected within the current fiscal year or are expected to be collected soon enough thereafter to be used to pay liabilities of the current fiscal year. For the ESC, available means expected to be received within sixty days of fiscal year end.

Nonexchange transactions, in which the ESC receives value without directly giving equal value in return, include grants, entitlements and donations.

**PUTNAM COUNTY EDUCATIONAL SERVICE CENTER  
PUTNAM COUNTY, OHIO**

NOTES TO THE BASIC FINANCIAL STATEMENTS  
FOR THE FISCAL YEAR ENDED JUNE 30, 2019  
(Continued)

Revenue from grants, entitlements and donations is recognized in the fiscal year in which all eligibility requirements have been satisfied. Eligibility requirements include timing requirements, which specify the fiscal year when the resources are required to be used or the fiscal year when use is first permitted, matching requirements, in which the ESC must provide local resources to be used for a specified purpose, and expenditure requirements, in which the resources are provided to the ESC on a reimbursement basis. On a modified accrual basis, revenue from nonexchange transactions must also be available before it can be recognized.

Under the modified accrual basis, the following revenue sources are considered to be both measurable and available at fiscal year-end: tuition, interest and intergovernmental grants.

*Deferred Outflows of Resources and Deferred Inflows of Resources* – In addition to assets, the government-wide statement of net position will report a separate section for deferred outflows of resources. Deferred outflows of resources, represents a consumption of net position that applies to a future period and will not be recognized as an outflow of resources (expense/expenditure) until then. For the ESC, see Notes 11 and 12 for deferred outflows of resources related the ESC’s net pension liability and net OPEB liability/asset, respectively.

In addition to liabilities, both the government-wide statement of net position and the governmental fund financial statements report a separate section for deferred inflows of resources. Deferred inflows of resources represent an acquisition of net position that applies to a future period and will not be recognized as an inflow of resources (revenue) until that time. For the ESC, deferred inflows of resources include unavailable revenue. Unavailable revenue is reported only on the governmental funds balance sheet, and represents receivables which will not be collected within the available period. For the ESC unavailable revenue includes, but is not limited to, intergovernmental grants. These amounts are deferred and recognized as an inflow of resources in the period the amounts become available.

For the ESC, See Notes 11 and 12 for deferred inflows of resources related to the ESC’s net pension liability and net OPEB liability/asset, respectively. This deferred inflow of resources is only reported on the government-wide statement of net position.

*Expenses/Expenditures* – On the accrual basis of accounting, expenses are recognized at the time they are incurred.

The measurement focus of governmental fund accounting is on decreases in net financial resources (expenditures) rather than expenses. Expenditures are generally recognized in the accounting period in which the related fund liability is incurred, if measurable. Allocations of cost, such as depreciation and amortization, are not recognized in governmental funds.

**E. Cash and Investments**

To improve cash management, cash received by the ESC is pooled in a central bank account. Monies for all funds are maintained in this pool. Individual fund integrity is maintained through the ESC’s records. Each fund’s interest in the pool is presented as “Equity in Pooled Cash and Cash Equivalents” on the basic financial statements.

During fiscal year 2019, investments were limited to nonnegotiable certificates of deposits. Except for nonparticipating investment contracts, investments are reported at fair value, which is based on quoted market prices. Nonparticipating investment contracts, such as certificates of deposits, are reported at cost.

**PUTNAM COUNTY EDUCATIONAL SERVICE CENTER  
PUTNAM COUNTY, OHIO**

NOTES TO THE BASIC FINANCIAL STATEMENTS  
FOR THE FISCAL YEAR ENDED JUNE 30, 2019  
(Continued)

Under existing Ohio statutes all investment earnings are assigned to the General Fund unless statutorily required to be credited to a specific fund. By policy of the Governing Board, investment earnings are assigned to the General Fund. Interest revenue credited to the General Fund during fiscal year 2019 amounted to \$18,688, which includes \$3,147 assigned from other funds.

For presentation on the basic financial statements, investments of the cash management pool and investments with original maturities of three months or less at the time they are purchased by the ESC are considered to be cash equivalents. Investments with an initial maturity of more than three months are reported as investments.

An analysis of the ESC's investment account at year end is provided in Note 4.

**F. Capital Assets**

General capital assets are those assets specifically related to governmental activities. These assets generally result from expenditures in the governmental funds. These assets are reported in the governmental activities column of the government-wide statement of net position, but are not reported in the fund financial statements.

All capital assets are capitalized at cost (or estimated historical cost) and updated for additions and deletions during the year. Donated capital assets are recorded at their acquisition value as of the date received. During fiscal year 2019, the ESC maintained its capitalization threshold at \$1,000. Improvements are capitalized; the costs of normal maintenance and repairs that do not add to the value of the asset or materially extend an asset's life are not. The ESC does not possess infrastructure.

All reported capital assets, except land, are depreciated. Improvements are depreciated over the remaining useful lives of the related capital assets. Depreciation is computed using the straight-line method over the following useful lives:

Description	Governmental Activities Estimated Lives
Buildings and improvements	20 - 50 years
Equipment and furniture	5 - 20 years
Vehicles	5 - 10 years

**G. Interfund Balances**

On fund financial statements, receivables and payables resulting from short-term interfund loans are classified as "interfund loans receivable/payable." The ESC had no interfund loans receivable/payable at June 30, 2019.

On fund financial statements, receivables and payables resulting from short-term interfund loans from the General Fund to cover negative cash balances in other governmental funds are classified as "due to/from other funds." These amounts are eliminated in the governmental activities columns on the statement of net position.

**H. Compensated Absences**

Compensated absences of the ESC consist of vacation leave and sick leave liability to the extent that payments to the employee for these absences are attributable to services already rendered and are not contingent on a specific event that is outside the control of the ESC and the employee.



**PUTNAM COUNTY EDUCATIONAL SERVICE CENTER  
PUTNAM COUNTY, OHIO**

NOTES TO THE BASIC FINANCIAL STATEMENTS  
FOR THE FISCAL YEAR ENDED JUNE 30, 2019  
(Continued)

In accordance with the provisions of GASB Statement No. 16, “Accounting for Compensated Absences”, a liability for vacation leave is accrued if a) the employees’ rights to payment are attributable to services already rendered; and b) it is probable that the employer will compensate the employees for the benefits through paid time off or other means, such as cash payment at termination or retirement. An accrual for earned sick leave is made to the extent that it is probable that the benefits will result in termination (severance) payments. A liability for sick leave is accrued using the vesting method; i.e., the liability is based on the sick leave accumulated at June 30, 2019, by those employees who are currently eligible to receive termination (severance) payments, as well as those employees expected to become eligible in the future. For purposes of establishing a liability for sick leave on employees expected to become eligible to retire in the future, certified employees who were at least 40 years of age with 15 years of service, and classified employees who were at least 40 year of age with 10 years of service were considered expected to become eligible to retire in accordance with GASB Statement No. 16.

The total liability for vacation and sick leave payments has been calculated using pay rates in effect at June 30, 2019 and reduced to the maximum payment allowed by labor contract and/or statute, plus any applicable additional salary related payments.

The entire compensated absence liability is reported on the government-wide financial statements.

For governmental fund financial statements, the current portion of unpaid compensated absences is the amount expected to be paid using expendable available resources. These amounts are recorded in the account “compensated absences payable” in the fund from which the employees who have accumulated unpaid leave are paid. The noncurrent portion of the liability is not reported.

**I. Accrued Liabilities and Long-Term Obligations**

All payables, accrued liabilities and long-term obligations are reported in the government-wide financial statements.

In general, governmental fund payables and accrued liabilities that, once incurred, are paid in a timely manner and in full from current financial resources are reported as obligations of the funds. However, compensated absences that will be paid from governmental funds are reported as a liability in the fund financial statements only to the extent that they are due for payment during the current year. Net pension/OPEB liability should be recognized in the governmental funds to the extent that benefit payments are due and payable and the pension/OPEB plan’s fiduciary net position is not sufficient for payment of those benefits.

**J. Fund Balance**

Fund balance is divided into five classifications based primarily on the extent to which the ESC is bound to observe constraints imposed upon the use of the resources in the governmental funds. The classifications are as follows:

Nonspendable – The nonspendable fund balance classification includes amounts that cannot be spent because they are not in spendable form or legally required to be maintained intact. The “not in spendable form” criterion includes items that are not expected to be converted to cash. It also includes the long-term amount of loans receivable.

Restricted – Fund balance is reported as restricted when constraints are placed on the use of resources that are either externally imposed by creditors (such as through debt covenants), grantors, contributors, or laws or regulations of other governments, or imposed by law through constitutional provisions or enabling legislation.

**PUTNAM COUNTY EDUCATIONAL SERVICE CENTER  
PUTNAM COUNTY, OHIO**

NOTES TO THE BASIC FINANCIAL STATEMENTS  
FOR THE FISCAL YEAR ENDED JUNE 30, 2019  
(Continued)

Committed – The committed fund balance classification includes amounts that can be used only for the specific purposes imposed by a formal action (resolution) of the Governing Board (the highest level of decision making authority). Those committed amounts cannot be used for any other purpose unless the ESC Governing Board removes or changes the specified use by taking the same type of action (resolution) it employed to previously commit those amounts. Committed fund balance also incorporates contractual obligations to the extent that existing resources in the fund have been specifically committed for use in satisfying those contractual requirements.

Assigned – Amounts in the assigned fund balance classification are intended to be used by the ESC for specific purposes but do not meet the criteria to be classified as restricted nor committed. In governmental funds other than the General Fund, assigned fund balance represents the remaining amount that is not restricted or committed. In the General Fund, assigned amounts represent intended uses established by policies of the ESC Governing Board, which includes giving the Treasurer the authority to constrain monies for intended purposes.

Unassigned – Unassigned fund balance is the residual classification for the General Fund and includes all spendable amounts not contained in the other classifications. In other governmental funds, the unassigned classification is only used to report a deficit fund balance resulting from overspending for specific purposes for which amounts had been restricted, committed, or assigned.

The ESC applies restricted resources first when expenditures are incurred for purposes for which restricted and unrestricted (committed, assigned, and unassigned) fund balance is available. Similarly, within unrestricted fund balance, committed amounts are reduced first followed by assigned, and then unassigned amounts when expenditures are incurred for purposes for which amounts in any of the unrestricted fund balance classifications could be used.

**K. Net Position**

Net position represents the difference between assets and deferred outflows and liabilities and deferred inflows. The net position component “net investment in capital assets,” consists of capital assets, net of accumulated depreciation, reduced by the outstanding balances of any borrowing used for the acquisition, construction or improvement of those assets. Deferred outflows of resources and deferred inflows of resources that are attributable to the acquisition, construction or improvement of those assets or related debt also should be included in this component of net position. Net position is reported as restricted when there are limitations imposed on its use either through the enabling legislation adopted by the ESC or through external restrictions imposed by creditors, grantors or laws or regulations of other governments.

The ESC applies restricted resources first when an expense is incurred for purposes for which both restricted and unrestricted net position is available.

**L. Prepayments**

Certain payments to vendors reflect the costs applicable to future accounting periods and are recorded as prepaid items in both government-wide and fund financial statements. These items are reported as assets on the balance sheet using the consumption method. A current asset for the prepaid amounts is recorded at the time of the purchase and the expenditure/expense is reported in the year in which services are consumed.

**M. Estimates**

The preparation of the basic financial statements in conformity with GAAP requires management to make estimates and assumptions that affect the amounts reported in the basic financial statements and accompanying notes. Actual results may differ from those estimates.

**PUTNAM COUNTY EDUCATIONAL SERVICE CENTER  
PUTNAM COUNTY, OHIO**

NOTES TO THE BASIC FINANCIAL STATEMENTS  
FOR THE FISCAL YEAR ENDED JUNE 30, 2019  
(Continued)

**N. Interfund Activity**

Exchange transactions between funds are reported as revenues in the seller funds and as expenditures/expenses in the purchaser funds. Flows of cash or goods from one fund to another without a requirement for repayment are reported as interfund transfers. Interfund transfers are reported as other financing sources/uses in governmental funds. Repayments from funds responsible for particular expenditures/expenses to the funds that initially paid for them are not presented on the basic financial statements.

**O. Pensions/Other Postemployment Benefits (OPEB)**

For purposes of measuring the net pension/OPEB liability, net OPEB asset, deferred outflows of resources and deferred inflows of resources related pensions/OPEB, and pension/OPEB expense, information about the fiduciary net position of the pension/OPEB plans and additions to/deductions from their fiduciary net position have been determined on the same basis as they are reported by the pension/OPEB plan. For this purpose, benefit payments (including refunds of employee contributions) are recognized when due and payable in accordance with the benefit terms. The pension/OPEB plans report investments at fair value.

**P. Extraordinary and Special Items**

Extraordinary items are transactions or events that are both unusual in nature and infrequent in occurrence. Special items are transactions or events that are within the control of the Governing Board and that are either unusual in nature or infrequent in occurrence. Neither type of transaction occurred during fiscal year 2019.

**NOTE 3 – ACCOUNTABILITY AND COMPLIANCE**

**A. Changes in Accounting Principles**

For fiscal year 2019, the ESC has implemented GASB Statement No. 83, “Certain Asset Retirement Obligations” and GASB Statement No. 88, “Certain Disclosures Related to Debt, Including Direct Borrowings and Direct Placements”.

GASB Statement No. 83 addresses accounting and financial reporting for certain asset retirement obligations (AROs). An ARO is a legally enforceable liability associated with the retirement of a tangible capital asset. A government that has legal obligations to perform future asset retirement activities related to its tangible capital assets should recognize a liability. The implementation of GASB Statement No. 83 did not have an effect on the financial statements of the ESC.

GASB Statement No. 88 improves the information that is disclosed in notes to the basic financial statements related to debt, including direct borrowings and direct placements. It also clarifies which liabilities governments should include when disclosing information related to debt. The implementation of GASB Statement No. 88 did not have an effect on the financial statements of the ESC.

**B. Deficit Fund Balances**

Fund balances at June 30, 2019 included the following individual fund deficit:

<u>Nonmajor Governmental Fund</u>	<u>Deficit</u>
Public School Preschool	\$ 22,259

**PUTNAM COUNTY EDUCATIONAL SERVICE CENTER  
PUTNAM COUNTY, OHIO**

NOTES TO THE BASIC FINANCIAL STATEMENTS  
FOR THE FISCAL YEAR ENDED JUNE 30, 2019  
(Continued)

The General Fund is liable for any deficit in this fund and provides transfers when cash is required, not when accruals occur. The deficit fund balance resulted from adjustments for accrued liabilities.

**NOTE 4 – DEPOSITS AND INVESTMENTS**

State statutes classify monies held by the ESC into three categories.

Active deposits are public deposits necessary to meet current demands on the treasury. Such monies must be maintained either as cash in the ESC treasury, in commercial accounts payable or withdrawable on demand, including negotiable order of withdrawal (NOW) accounts, or in money market deposit accounts.

Inactive deposits are public deposits that the Governing Board has identified as not required for use within the current five year period of designation of depositories. Inactive deposits must either be evidenced by certificates of deposit maturing not later than the end of the current period of designation of depositories, or by savings or deposit accounts including, but not limited to, passbook accounts.

Interim deposits are deposits of interim monies. Interim monies are those monies which are not needed for immediate use, but which will be needed before the end of the current period of designation of depositories. Interim deposits must be evidenced by time certificates of deposit maturing not more than one year from the date of deposit or by savings or deposit accounts including passbook accounts.

Interim monies may be deposited or invested in the following securities:

1. United States Treasury Notes, Bills, Bonds, or any other obligation or security issued by the United States Treasury or any other obligation guaranteed as to principal and interest by the United States;
2. Bonds, notes, debentures, or any other obligations or securities issued by any federal government agency or instrumentality, including, but not limited to, the Federal National Mortgage Association, Federal Home Loan Bank, Federal Farm Credit Bank, Federal Home Loan Mortgage Corporation, Government National Mortgage Association, and Student Loan Marketing Association. All federal agency securities shall be direct issuances of federal government agencies or instrumentalities;
3. Written repurchase agreements in the securities listed above provided that the fair value of the securities subject to the repurchase agreement must exceed the principal value of the agreement by at least two percent and be marked to market daily, and that the term of the agreement must not exceed thirty days;
4. Bonds and other obligations of the State of Ohio;
5. Time certificates of deposit or savings or deposit accounts including, but not limited to, passbook accounts;
6. No-load money market mutual funds consisting exclusively of obligations described in items (1) or (2) above and repurchase agreements secured by such obligations, provided that investments in securities described in this division are made only through eligible institutions; and,
7. The State Treasurer's investment pool, the State Treasury Asset Reserve of Ohio (STAR Ohio);
8. Certain bankers' acceptances for a period not to exceed one hundred eighty days) and commercial paper notes (for a period not to exceed two hundred seventy days) in an amount not to exceed 40 percent of the interim monies available for investment at any one time if training requirements have been met.

**PUTNAM COUNTY EDUCATIONAL SERVICE CENTER  
PUTNAM COUNTY, OHIO**

NOTES TO THE BASIC FINANCIAL STATEMENTS  
FOR THE FISCAL YEAR ENDED JUNE 30, 2019  
(Continued)

Protection of the ESC's deposits is provided by the Federal Deposit Insurance Corporation (FDIC), by eligible securities pledged by the financial institution as security for repayment, by surety company bonds deposited with the Treasurer by the financial institution or by a single collateral pool established by the financial institution to secure the repayment of all public monies deposited with the institution.

Investments in stripped principal or interest obligations, reverse repurchase agreements, and derivatives are prohibited. The issuance of taxable notes for the purpose of arbitrage, the use of leverage, and short selling are also prohibited. An investment must mature within five years from the date of purchase unless matched to a specific obligation or debt of the ESC, and must be purchased with the expectation that it will be held to maturity. Investments may only be made through specified dealers and institutions. Payment for investments may be made only upon delivery of the securities representing the investments to the Treasurer or, if the securities are not represented by a certificate, upon receipt of confirmation of transfer from the custodian. At fiscal year end, the ESC had no undeposited cash on hand to be included as part of "Equity in Pooled Cash and Cash Equivalents."

**A. Deposits with Financial Institutions**

At June 30, 2019, the carrying amount of all ESC deposits was \$1,901,935. Based on the criteria described in GASB Statement No. 40, "Deposits and Investment Risk Disclosures", as of June 30, 2019, \$1,133,585 of the ESC's bank balance of \$1,938,726 was covered by the FDIC, while \$805,141 was exposed to custodial risk as discussed below.

Custodial credit risk is the risk that, in the event of bank failure, the ESC will not be able to recover deposits or collateral securities that are in the possession of an outside party. The ESC has no deposit policy for custodial credit risk beyond the requirements of the State statute. Ohio law requires that deposits either be insured or protected by (1) eligible securities pledged to the ESC and deposited with a qualified trustee by the financial institution as security for repayment whose fair value at all times shall be at least 105 percent of the deposits being secured, or (2) participation in the OPCS, a collateral pool of eligible securities deposited with a qualified trustee and pledged to the Treasurer of State to secure the repayment of all public monies deposited in the financial institution. OPCS requires the total fair value of the securities pledged to be 102 percent of the deposits being secured or a reduced rate set by the Treasurer of State. For fiscal year 2019, the ESC's financial institutions were approved for a reduced collateral rate through the OPCS. Although all statutory requirements for the deposit of money had been followed, noncompliance with Federal requirements could potentially subject the ESC to a successful claim by the FDIC.

**B. Reconciliation of Cash and Investments to the Statement of Net Position**

The following is a reconciliation of cash and investments as reported in the note disclosure above to cash and investments as reported on the statement of net position as of June 30, 2019:

<u>Cash and investments per note disclosure:</u>	
Carrying amount of deposits	<u>\$ 1,901,935</u>
 <u>Cash and investments per Statement of Net Position:</u>	
Governmental Activities	\$ 1,569,431
Agency Funds	<u>332,504</u>
Total	<u>\$ 1,901,935</u>

**NOTE 5 – INTERFUND TRANSACTIONS**

Interfund balances at June 30, 2019, as reported on the fund statements, consist of the following amounts due to/from other funds:

**PUTNAM COUNTY EDUCATIONAL SERVICE CENTER  
PUTNAM COUNTY, OHIO**

NOTES TO THE BASIC FINANCIAL STATEMENTS  
FOR THE FISCAL YEAR ENDED JUNE 30, 2019  
(Continued)

<u>Receivable fund</u>	<u>Payable fund</u>	<u>Amount</u>
General Fund	Nonmajor Governmental Funds	<u>\$ 27,866</u>

The primary purpose of the interfund balances is to cover negative cash balances in specific funds where revenues were requested but were not received by June 30. These interfund balances will be repaid once the anticipated revenues are received.

Interfund balances between governmental funds are eliminated on the government-wide financial statements.

**NOTE 6 – RECEIVABLES**

Receivables at June 30, 2019 consisted of accrued interest and intergovernmental grants and entitlements. All receivables are considered collectible in full due to the stable condition of State programs and the current year guarantee of federal funds. A summary of the receivables reported on the statement of net position is as follows:

<u>Governmental activities:</u>	
Intergovernmental	\$ 339,484
Accrued interest	<u>2,998</u>
Total receivables	<u><u>\$ 342,482</u></u>

Receivables have been disaggregated on the face of the basic financial statements. All receivables are expected to be collected within the subsequent year.

**NOTE 7 – CAPITAL ASSETS**

Capital asset activity for the fiscal year ended June 30, 2019 was as follows:

**PUTNAM COUNTY EDUCATIONAL SERVICE CENTER  
PUTNAM COUNTY, OHIO**

NOTES TO THE BASIC FINANCIAL STATEMENTS  
FOR THE FISCAL YEAR ENDED JUNE 30, 2019  
(Continued)

	<u>Balance</u> <u>June 30, 2018</u>	<u>Additions</u>	<u>Deductions</u>	<u>Balance</u> <u>June 30, 2019</u>
<b>Governmental activities:</b>				
<i>Capital assets, not being depreciated:</i>				
Land	\$ 156,000	\$ -	\$ -	\$ 156,000
<i>Total capital assets, not being depreciated</i>	<u>156,000</u>	<u>-</u>	<u>-</u>	<u>156,000</u>
<i>Capital assets, being depreciated:</i>				
Buildings and improvements	3,600,000	-	-	3,600,000
Furniture and equipment	727,061	6,800	(245,708)	488,153
Vehicles	22,087	-	-	22,087
<i>Total capital assets, being depreciated</i>	<u>4,349,148</u>	<u>6,800</u>	<u>(245,708)</u>	<u>4,110,240</u>
<i>Less: accumulated depreciation:</i>				
Buildings and improvements	(436,365)	(36,362)	-	(472,727)
Furniture and equipment	(611,749)	(10,455)	166,671	(455,533)
Vehicles	(22,087)	-	-	(22,087)
<i>Total accumulated depreciation</i>	<u>(1,070,201)</u>	<u>(46,817)</u>	<u>166,671</u>	<u>(950,347)</u>
Governmental activities capital assets, net	<u>\$ 3,434,947</u>	<u>\$ (40,017)</u>	<u>\$ (79,037)</u>	<u>\$ 3,315,893</u>

Depreciation expense was charged to governmental functions as follows:

<u>Instruction:</u>	
Special	\$ 3,310
<u>Support services:</u>	
Pupil services	285
Instructional staff	2,039
Administration	403
Operations and maintenance	<u>40,780</u>
Total depreciation expense	<u>\$ 46,817</u>

**NOTE 8 – CAPITAL LEASES – LESSEE DISCLOSURE**

During a prior fiscal year, the ESC entered into a lease agreement for a building. The terms of this lease agreement provides an option to purchase the asset.

Capital lease payments have been reclassified and are reflected as debt service expenditures on the fund financial statements. These expenditures are reflected as program/function expenditures on a budgetary basis. Governmental capital assets acquired by lease have been capitalized in an amount equal to the present value of the future minimum payments as of the dates of their inception. A corresponding liability has been recorded and is presented as a component of long-term liabilities on the statement of net position. During fiscal year 2019, principal payments equaled \$42,833 and interest payments equaled \$15,680. These amounts are reflected as debt service expenditures in the fund financial statements.

The following is a schedule of the future minimum lease payments required under the capital leases and the present value of the future minimum lease payments as of June 30, 2019:

**PUTNAM COUNTY EDUCATIONAL SERVICE CENTER  
PUTNAM COUNTY, OHIO**

NOTES TO THE BASIC FINANCIAL STATEMENTS  
FOR THE FISCAL YEAR ENDED JUNE 30, 2019  
(Continued)

Fiscal Year Ending <u>June 30,</u>	<u>Payments</u>
2020	\$ 58,513
2021	58,513
2022	58,513
2023	58,513
2024	58,513
2025 - 2026	<u>87,769</u>
Total future minimum lease payments	380,334
Less: amount representing interest	<u>(52,118)</u>
Present value of future minimum lease payments	<u>\$ 328,216</u>

**NOTE 9 – LONG-TERM OBLIGATIONS**

Changes in the ESC’s governmental activities long-term obligations during the year were as follows:

	Balance	Increases	Decreases	Balance	Amount Due
<u>Governmental activities:</u>	<u>07/01/18</u>			<u>06/30/19</u>	<u>Within</u>
					<u>One Year</u>
Capital lease obligation	\$ 371,049	\$ -	\$ (42,833)	\$ 328,216	\$ 44,717
Net pension liability	7,536,430	-	(751,144)	6,785,286	-
Net OPEB liability	1,822,971	2,997	(905,382)	920,586	-
Compensated absences	<u>345,954</u>	<u>131,107</u>	<u>(72,714)</u>	<u>404,347</u>	<u>100,462</u>
Total long-term obligations	<u>\$ 10,076,404</u>	<u>\$ 134,104</u>	<u>\$ (1,772,073)</u>	<u>\$ 8,438,435</u>	<u>\$ 145,179</u>

Compensated absences will be paid out of the fund from which the employee is paid, which is primarily the General Fund. See Note 8 regarding the capital lease obligation. See Note 11 for detail on the ESC’s net pension liability. See Note 12 for detail on the ESC’s net OPEB liability.

**NOTE 10 – RISK MANAGEMENT**

**A. Risk Pool Membership**

The ESC is a member of the Schools of Ohio Risk Sharing Authority (SORSA). SORSA is a member owned organization having approximately 105 members. SORSA is a joint self-insurance pool. SORSA assumes the risk of loss up to the limits of the ESC’s policy. SORSA covers the following risks:

	<u>Coverage</u>
General Liability	\$15,000,000
Automobile Liability	15,000,000
Educator’s Legal Liability – wrongful acts	15,000,000
Property	621,749
Crime	1,000,000

The ESC contributes to the funding, operating and maintaining of the SORSA joint self insurance pool. The ESC’s contributions cover deductible losses, loss fund contributions, insurance costs, and administrative costs.



**PUTNAM COUNTY EDUCATIONAL SERVICE CENTER  
PUTNAM COUNTY, OHIO**

NOTES TO THE BASIC FINANCIAL STATEMENTS  
FOR THE FISCAL YEAR ENDED JUNE 30, 2019  
(Continued)

The ESC paid \$9,645 in premiums to the pool for fiscal year 2019 coverage. Settled claims have not exceeded this coverage in any of the past three fiscal years. There has been no significant reduction in insurance coverage from the prior fiscal year.

SORSA financial statements are available by contacting SORSA at:

Schools of Ohio Risk Sharing Authority, Inc.  
OSBA Building  
8050 North High Street  
Columbus, Ohio, 43235-6483

**B. Employee Group Health, Dental and Prescription Drugs**

The ESC participates as a member of the Putnam County School Insurance Group, a public entity risk pool, administered by Huntington Trust. The ESC converted its fully-insured medical insurance program to partial self insurance through participation in this public entity risk pool. Medical Mutual of Ohio provides claims review and processing. The ESC maintains stop-loss coverage for its medical insurance program. Aggregate stop loss is maintained for expected claims.

**C. Workers' Compensation**

For fiscal year 2019, the ESC participated in the Ohio School Boards Association/Ohio Association of School Business Officials Compmanagement Workers' Compensation Group Rating Program (the "Plan"), an insurance purchasing pool. The intent of the Plan is to achieve the benefit of a reduced premium for the ESC by virtue of its grouping and representation with other participants in the Plan. The workers' compensation experience of the participating school districts is calculated as one experience and a common premium rate is applied to all school districts in the Plan. Each participant pays its workers' compensation premium to the State based on the rate for the Plan rather than its individual rate. Total savings are then calculated and each participant's individual performance is compared to the overall savings percentage of the Plan. A participant will then either receive money from or be required to contribute to the "equity pooling fund". This "equity pooling" arrangement insures that each participant shares equally in the overall performance of the Plan. Participation in the Plan is limited to school districts that can meet the Plan's selection criteria. The firm of CompManagement, Inc. provides administrative, cost control, and actuarial services to the Plan.

**NOTE 11 – DEFINED BENEFIT PENSION PLANS**

***Net Pension Liability***

The net pension liability reported on the statement of net position represents a liability to employees for pensions. Pensions are a component of exchange transactions—between an employer and its employees—of salaries and benefits for employee services. Pensions are provided to an employee—on a deferred-payment basis—as part of the total compensation package offered by an employer for employee services each financial period. The obligation to sacrifice resources for pensions is a present obligation because it was created as a result of employment exchanges that already have occurred.

The net pension liability represents the ESC's proportionate share of each pension plan's collective actuarial present value of projected benefit payments attributable to past periods of service, net of each pension plan's fiduciary net position. The net pension liability calculation is dependent on critical long-term variables, including estimated average life expectancies, earnings on investments, cost of living adjustments and others. While these estimates use the best information available, unknowable future events require adjusting this estimate annually.

**PUTNAM COUNTY EDUCATIONAL SERVICE CENTER  
PUTNAM COUNTY, OHIO**

NOTES TO THE BASIC FINANCIAL STATEMENTS  
FOR THE FISCAL YEAR ENDED JUNE 30, 2019

(Continued)

The Ohio Revised Code limits the ESC's obligation for this liability to annually required payments. The ESC cannot control benefit terms or the manner in which pensions are financed; however, the ESC does receive the benefit of employees' services in exchange for compensation including pension.

GASB 68 assumes the liability is solely the obligation of the employer, because (1) they benefit from employee services; and (2) State statute requires all funding to come from these employers. All contributions to date have come solely from these employers (which also includes costs paid in the form of withholdings from employees). State statute requires the pension plans to amortize unfunded liabilities within 30 years. If the amortization period exceeds 30 years, each pension plan's board must propose corrective action to the State legislature. Any resulting legislative change to benefits or funding could significantly affect the net pension liability. Resulting adjustments to the net pension liability would be effective when the changes are legally enforceable.

The proportionate share of each plan's unfunded benefits is presented as a long-term *net pension liability* on the accrual basis of accounting. Any liability for the contractually-required pension contribution outstanding at the end of the year is included in *pension and postemployment benefits payable* on both the accrual and modified accrual bases of accounting.

***Plan Description – School Employees Retirement System (SERS)***

Plan Description – The ESC non-teaching employees participate in SERS, a cost-sharing multiple-employer defined benefit pension plan administered by SERS. SERS provides retirement, disability and survivor benefits, annual cost-of-living adjustments, and death benefits to plan members and beneficiaries. Authority to establish and amend benefits is provided by Ohio Revised Code Chapter 3309. SERS issues a publicly available, stand-alone financial report that includes financial statements, required supplementary information and detailed information about SERS' fiduciary net position. That report can be obtained by visiting the SERS website at [www.ohsers.org](http://www.ohsers.org) under Employers/Audit Resources.

Age and service requirements for retirement are as follows:

	Eligible to Retire on or before August 1, 2017 *	Eligible to Retire after August 1, 2017
Full benefits	Age 65 with 5 years of services credit; or Any age with 30 years of service credit	Age 67 with 10 years of service credit; or Age 57 with 30 years of service credit
Actuarially reduced benefits	Age 60 with 5 years of service credit; or Age 55 with 25 years of service credit	Age 62 with 10 years of service credit; or Age 60 with 25 years of service credit

\* Members with 25 years of service credit as of August 1, 2017, will be included in this plan.

Annual retirement benefits are calculated based on final average salary multiplied by a percentage that varies based on years of service; 2.2% for the first thirty years of service and 2.5% for years of service credit over 30. Final average salary is the average of the highest three years of salary.

Effective January 1, 2018, SERS cost-of-living adjustment (COLA) changed from a fixed 3% annual increase to one based on the Consumer Price Index (CPI-W) with a cap of 2.5% and a floor of 0%. SERS also has the authority to award or suspend the COLA, or to adjust the COLA above or below CPI-W. SERS suspended the COLA increases for 2018, 2019 and 2020 for current retirees, and confirmed their intent to implement a four-year waiting period for the state of a COLA for future retirees.

Funding Policy – Plan members are required to contribute 10% of their annual covered salary and the ESC is required to contribute 14% of annual covered payroll. The contribution requirements of plan members and employers are established and may be amended by the SERS' Retirement Board up to statutory maximum amounts of 10% for plan members and 14% for employers.

**PUTNAM COUNTY EDUCATIONAL SERVICE CENTER  
PUTNAM COUNTY, OHIO**

NOTES TO THE BASIC FINANCIAL STATEMENTS  
FOR THE FISCAL YEAR ENDED JUNE 30, 2019  
(Continued)

The Retirement Board, acting with the advice of the actuary, allocates the employer contribution rate among four of the System's funds (Pension Trust Fund, Death Benefit Fund, Medicare B Fund, and Health Care Fund). For the fiscal year ended June 30, 2019, the allocation to pension, death benefits, and Medicare B was 13.5%. The remaining 0.5% of the employer contribution rate was allocated to the Health Care Fund.

The ESC's contractually required contribution to SERS was \$169,652 for fiscal year 2019. Of this amount, \$8,475 is reported as pension and postemployment benefits payable.

***Plan Description – State Teachers Retirement System (STRS)***

Plan Description – Licensed teachers participate in STRS Ohio, a cost-sharing multiple-employer public employee retirement system administered by STRS. STRS provides retirement and disability benefits to members and death and survivor benefits to beneficiaries. STRS issues a stand-alone financial report that includes financial statements, required supplementary information and detailed information about STRS' fiduciary net position. That report can be obtained by writing to STRS, 275 East Broad Street, Columbus, Ohio 43215-3771, by calling (888) 227-7877, or by visiting the STRS website at [www.strsoh.org](http://www.strsoh.org).

New members have a choice of three retirement plans; a Defined Benefit (DB) Plan, a Defined Contribution (DC) Plan and a Combined Plan. Benefits are established by Ohio Revised Code Chapter 3307. The DB Plan offers an annual retirement allowance based on final average salary multiplied by a percentage that varies based on years of service. Effective August 1, 2015, the calculation will be 2.2% of final average salary for the five highest years of earnings multiplied by all years of service. Effective July 1, 2017, the cost-of-living adjustment was reduced to zero. Members are eligible to retire at age 60 with five years of qualifying service credit, or age 55 with 26 years of service, or 31 years of service regardless of age. Eligibility changes will be phased in until August 1, 2026, when retirement eligibility for unreduced benefits will be five years of service credit and age 65, or 35 years of service credit and at least age 60.

The DC Plan allows members to place all their member contributions and 9.53% of the 14% employer contributions into an investment account. Investment allocation decisions are determined by the member. The remaining 4.47% of the 14% employer rate is allocated to the defined benefit unfunded liability. A member is eligible to receive a retirement benefit at age 50 and termination of employment. The member may elect to receive a lifetime monthly annuity or a lump sum withdrawal.

The Combined Plan offers features of both the DB Plan and the DC Plan. In the Combined Plan, 12% of the 14% member rate goes to the DC Plan and the remaining 2% is applied to the DB Plan. Member contributions to the DC Plan are allocated among investment choices by the member, and contributions to the DB Plan from the employer and the member are used to fund the defined benefit payment at a reduced level from the regular DB Plan. The defined benefit portion of the Combined Plan payment is payable to a member on or after age 60 with five years of service. The defined contribution portion of the account may be taken as a lump sum payment or converted to a lifetime monthly annuity after termination of employment at age 50 or later.

New members who choose the DC Plan or Combined Plan will have another opportunity to reselect a permanent plan during their fifth year of membership. Members may remain in the same plan or transfer to another STRS plan. The optional annuitization of a member's defined contribution account or the defined contribution portion of a member's Combined Plan account to a lifetime benefit results in STRS bearing the risk of investment gain or loss on the account. STRS has therefore included all three plan options as one defined benefit plan for GASB 68 reporting purposes.

A DB or Combined Plan member with five or more years of credited service who is determined to be disabled may qualify for a disability benefit. Eligible survivors of members who die before service retirement may qualify for monthly benefits.

**PUTNAM COUNTY EDUCATIONAL SERVICE CENTER  
PUTNAM COUNTY, OHIO**

NOTES TO THE BASIC FINANCIAL STATEMENTS  
FOR THE FISCAL YEAR ENDED JUNE 30, 2019  
(Continued)

New members on or after July 1, 2013, must have at least ten years of qualifying service credit to apply for disability benefits. Members in the DC Plan who become disabled are entitled only to their account balance. If a member of the DC Plan dies before retirement benefits begin, the member's designated beneficiary is entitled to receive the member's account balance.

Funding Policy – Employer and member contribution rates are established by the State Teachers Retirement Board and limited by Chapter 3307 of the Ohio Revised Code. For fiscal year 2019, plan members were required to contribute 14% of their annual covered salary. The ESC was required to contribute 14%; the entire 14% was the portion used to fund pension obligations. The fiscal year 2019 contribution rates were equal to the statutory maximum rates.

The ESC's contractually required contribution to STRS was \$354,714 for fiscal year 2019. Of this amount, \$47,275 is reported as pension and postemployment benefits payable.

***Pension Liabilities, Pension Expense, and Deferred Outflows of Resources and Deferred Inflows of Resources Related to Pensions***

The net pension liability was measured as of June 30, 2018, and the total pension liability used to calculate the net pension liability was determined by an actuarial valuation as of that date. The ESC's proportion of the net pension liability was based on the ESC's share of contributions to the pension plan relative to the projected contributions of all participating entities.

Following is information related to the proportionate share and pension expense:

	<u>SERS</u>	<u>STRS</u>	<u>Total</u>
Proportion of the net pension liability prior measurement date	0.03387540%	0.02320522%	
Proportion of the net pension liability current measurement date	<u>0.03267940%</u>	<u>0.02234733%</u>	
Change in proportionate share	<u>-0.00119600%</u>	<u>-0.00085789%</u>	
Proportionate share of the net pension liability	\$ 1,871,610	\$ 4,913,676	\$ 6,785,286
Pension expense	\$ 10,205	\$ 498,296	\$ 508,501

At June 30, 2019, the ESC reported deferred outflows of resources and deferred inflows of resources related to pensions from the following sources:

	<u>SERS</u>	<u>STRS</u>	<u>Total</u>
<b>Deferred outflows of resources</b>			
Differences between expected and actual experience	\$ 102,648	\$ 113,426	\$ 216,074
Changes of assumptions	42,266	870,797	913,063
Difference between employer contributions and proportionate share of contributions/ change in proportionate share	21,782	139,249	161,031
Contributions subsequent to the measurement date	<u>169,652</u>	<u>354,714</u>	<u>524,366</u>
Total deferred outflows of resources	<u>\$ 336,348</u>	<u>\$ 1,478,186</u>	<u>\$ 1,814,534</u>

**PUTNAM COUNTY EDUCATIONAL SERVICE CENTER  
PUTNAM COUNTY, OHIO**

NOTES TO THE BASIC FINANCIAL STATEMENTS  
FOR THE FISCAL YEAR ENDED JUNE 30, 2019  
(Continued)

	<u>SERS</u>	<u>STRS</u>	<u>Total</u>
<b>Deferred inflows of resources</b>			
Differences between expected and actual experience	\$ -	\$ 32,090	\$ 32,090
Net difference between projected and actual earnings on pension plan investments	51,858	297,957	349,815
Difference between employer contributions and proportionate share of contributions/ change in proportionate share	<u>55,828</u>	<u>150,065</u>	<u>205,893</u>
Total deferred inflows of resources	<u>\$ 107,686</u>	<u>\$ 480,112</u>	<u>\$ 587,798</u>

\$524,366 reported as deferred outflows of resources related to pension resulting from ESC contributions subsequent to the measurement date will be recognized as a reduction of the net pension liability in the year ending June 30, 2020.

Other amounts reported as deferred outflows of resources and deferred inflows of resources related to pension will be recognized in pension expense as follows:

Fiscal Year Ending June 30:	<u>SERS</u>	<u>STRS</u>	<u>Total</u>
2020	\$ 106,443	\$ 447,717	\$ 554,160
2021	29,892	273,510	303,402
2022	(61,420)	23,395	(38,025)
2023	<u>(15,905)</u>	<u>(101,264)</u>	<u>(117,169)</u>
Total	<u>\$ 59,010</u>	<u>\$ 643,358</u>	<u>\$ 702,368</u>

**Actuarial Assumptions – SERS**

SERS' total pension liability was determined by their actuaries in accordance with GASB Statement No. 67, as part of their annual actuarial valuation for each defined benefit retirement plan. Actuarial valuations of an ongoing plan involve estimates of the value of reported amounts (e.g., salaries, credited service) and assumptions about the probability of occurrence of events far into the future (e.g., mortality, disabilities, retirements, employment termination). Actuarially determined amounts are subject to continual review and potential modifications, as actual results are compared with past expectations and new estimates are made about the future.

Projections of benefits for financial reporting purposes are based on the substantive plan (the plan as understood by the employers and plan members) and include the types of benefits provided at the time of each valuation and the historical pattern of sharing benefit costs between the employers and plan members to that point. The projection of benefits for financial reporting purposes does not explicitly incorporate the potential effects of legal or contractual funding limitations.

Actuarial calculations reflect a long-term perspective. For a newly hired employee, actuarial calculations will take into account the employee's entire career with the employer and also take into consideration the benefits, if any, paid to the employee after termination of employment until the death of the employee and any applicable contingent annuitant. In many cases actuarial calculations reflect several decades of service with the employer and the payment of benefits after termination.

Key methods and assumptions used in calculating the total pension liability in the latest actuarial valuation, prepared as of June 30, 2018, are presented below:

**PUTNAM COUNTY EDUCATIONAL SERVICE CENTER  
PUTNAM COUNTY, OHIO**

NOTES TO THE BASIC FINANCIAL STATEMENTS  
FOR THE FISCAL YEAR ENDED JUNE 30, 2019  
(Continued)

Wage inflation	3.00%
Future salary increases, including inflation	3.50% to 18.20%
COLA or ad hoc COLA	2.50%, on and after April 1, 2018, COLA's for future retirees will be delayed for three years following commencement
Investment rate of return	7.50% net of investments expense, including inflation
Actuarial cost method	Entry age normal (level percent of payroll)

For 2018, the mortality rates were based on the RP-2014 Blue Collar Mortality Table with fully generational projection and a five-year age set-back for both males and females. Mortality among service retired members, and beneficiaries were based upon the RP-2014 Blue Collar Mortality Table with fully generational projection with Scale BB, 120% of male rates, and 110% of female rates. Mortality among disabled members was based upon the RP-2000 Disabled Mortality Table, 90% for male rates and 100% for female rates, set back five years is used for the period after disability retirement.

The most recent experience study was completed for the five year period ended June 30, 2015.

The long-term return expectation for the Pension Plan Investments has been determined using a building-block approach and assumes a time horizon, as defined in SERS' *Statement of Investment Policy*. A forecasted rate of inflation serves as the baseline for the return expectation. Various real return premiums over the baseline inflation rate have been established for each asset class. The long-term expected nominal rate of return has been determined by calculating a weighted average of the expected real return premiums for each asset class, adding the projected inflation rate, and adding the expected return from rebalancing uncorrelated asset classes.

The target allocation and best estimates of arithmetic real rates of return for each major assets class are summarized in the following table:

<u>Asset Class</u>	<u>Target Allocation</u>	<u>Long Term Expected Real Rate of Return</u>
Cash	1.00 %	0.50 %
US Equity	22.50	4.75
International Equity	22.50	7.00
Fixed Income	19.00	1.50
Private Equity	10.00	8.00
Real Assets	15.00	5.00
Multi-Asset Strategies	10.00	3.00
Total	<u>100.00 %</u>	

**Discount Rate** – The total pension liability was calculated using the discount rate of 7.50%. The projection of cash flows used to determine the discount rate assumed the contributions from employers and from the members would be computed based on contribution requirements as stipulated by State statute. Projected inflows from investment earning were calculated using the long-term assumed investment rate of return (7.50%). Based on those assumptions, the plan's fiduciary net position was projected to be available to make all future benefit payments of current plan members. Therefore, the long-term expected rate of return on pension plan investments was applied to all periods of projected benefits to determine the total pension liability.

**Sensitivity of the ESC's Proportionate Share of the Net Pension Liability to Changes in the Discount Rate** – Net pension liability is sensitive to changes in the discount rate, and to illustrate the potential impact the following table presents the net pension liability calculated using the discount rate of 7.50%, as well as what each plan's net pension liability would be if it were calculated using a discount rate that is one percentage point lower (6.50%), or one percentage point higher (8.50%) than the current rate.

**PUTNAM COUNTY EDUCATIONAL SERVICE CENTER  
PUTNAM COUNTY, OHIO**

NOTES TO THE BASIC FINANCIAL STATEMENTS  
FOR THE FISCAL YEAR ENDED JUNE 30, 2019  
(Continued)

	1% Decrease (6.50%)	Current Discount Rate (7.50%)	1% Increase (8.50%)
ESC's proportionate share of the net pension liability	\$ 2,636,303	\$ 1,871,610	\$ 1,230,465

**Actuarial Assumptions – STRS**

Key methods and assumptions used in the latest actuarial valuation, reflecting experience study results used in the July 1, 2018, actuarial valuation are presented below:

	July 1, 2018
Inflation	2.50%
Projected salary increases	12.50% at age 20 to 2.50% at age 65
Investment rate of return	7.45%, net of investment expenses, including inflation
Payroll increases	3.00%
Cost-of-living adjustments (COLA)	0.0%, effective July 1, 2017

For the July 1, 2018, actuarial valuation, post-retirement mortality rates for healthy retirees are based on the RP-2014 Annuitant Mortality Table with 50% of rates through age 69, 70% of rates between ages 70 and 79, 90% of rates between ages 80 and 84, and 100% of rates thereafter, projected forward generationally using mortality improvement scale MP-2016. Post-retirement disabled mortality rates are based on the RP-2014 Disabled Mortality Table with 90% of rates for males and 100% of rates for females, projected forward generationally using mortality improvement scale MP-2016. Pre-retirement mortality rates are based on RP-2014 Employee Mortality Table, projected forward generationally using mortality improvement scale MP-2016.

Actuarial assumptions used in the July 1, 2018 valuation are based on the results of an actuarial experience study for the period July 1, 2011 through June 30, 2016.

STRS Ohio's investment consultant develops an estimate range for the investment return assumption based on the target allocation adopted by the Retirement Board. The target allocation and long-term expected rate of return for each major asset class are summarized as follows:

Asset Class	Target Allocation**	Long Term Expected Real Rate of Return *
Domestic Equity	28.00 %	7.35 %
International Equity	23.00	7.55
Alternatives	17.00	7.09
Fixed Income	21.00	3.00
Real Estate	10.00	6.00
Liquidity Reserves	1.00	2.25
Total	100.00 %	

\*10-Year geometric nominal returns, which include the real rate of return and inflation of 2.25% and does not include investment expenses. Over a 30-year period, STRS' investment consultant indicates that the above target allocations should generate a return above the actuarial rate of return, without net value added by management.

**PUTNAM COUNTY EDUCATIONAL SERVICE CENTER  
PUTNAM COUNTY, OHIO**

NOTES TO THE BASIC FINANCIAL STATEMENTS  
FOR THE FISCAL YEAR ENDED JUNE 30, 2019  
(Continued)

\*\*The Target Allocation percentage is effective as of July 1, 2017. Target weights will be phased in over a 24-month period concluding on July 1, 2019.

**Discount Rate** – The discount rate used to measure the total pension liability was 7.45% as of June 30, 2018. The projection of cash flows used to determine the discount rate assumes member and employer contributions will be made at the statutory contribution rates in accordance with rate increases described above. For this purpose, only employer contributions that are intended to fund benefits of current plan members and their beneficiaries are included. Projected employer contributions that are intended to fund the service costs of future plan members and their beneficiaries, as well as projected contributions from future plan members, are not included. Based on those assumptions, STRS’ fiduciary net position was projected to be available to make all projected future benefit payments to current plan members as of June 30, 2018. Therefore, the long-term expected rate of return on pension plan investments of 7.45% was applied to all periods of projected benefit payment to determine the total pension liability as of June 30, 2018.

**Sensitivity of the ESC’s Proportionate Share of the Net Pension Liability to Changes in the Discount Rate** – The following table presents the ESC’s proportionate share of the net pension liability calculated using the current period discount rate assumption of 7.45%, as well as what the ESC’s proportionate share of the net pension liability would be if it were calculated using a discount rate that is one-percentage-point lower (6.45%) or one-percentage-point higher (8.45%) than the current rate:

	1% Decrease (6.45%)	Current Discount Rate (7.45%)	1% Increase (8.45%)
ESC’s proportionate share of the net pension liability	\$ 7,175,777	\$ 4,913,676	\$ 2,999,115

**NOTE 12 – DEFINED BENEFIT OPEB PLANS**

***Net OPEB Liability/Asset***

The net OPEB liability/asset reported on the statement of net position represents a liability/asset to employees for OPEB. OPEB is a component of exchange transactions—between an employer and its employees—of salaries and benefits for employee services. OPEB are provided to an employee—on a deferred-payment basis—as part of the total compensation package offered by an employer for employee services each financial period. The obligation to sacrifice resources for OPEB is a present obligation because it was created as a result of employment exchanges that already have occurred.

The net OPEB liability/asset represents the ESC’s proportionate share of each OPEB plan’s collective actuarial present value of projected benefit payments attributable to past periods of service, net of each OPEB plan’s fiduciary net position. The net OPEB liability/asset calculation is dependent on critical long-term variables, including estimated average life expectancies, earnings on investments, cost of living adjustments and others. While these estimates use the best information available, unknowable future events require adjusting these estimates annually.

The Ohio Revised Code limits the ESC’s obligation for this liability to annually required payments. The ESC cannot control benefit terms or the manner in which OPEB are financed; however, the ESC does receive the benefit of employees’ services in exchange for compensation including OPEB.

GASB 75 assumes the liability is solely the obligation of the employer, because they benefit from employee services. OPEB contributions come from these employers and health care plan enrollees which pay a portion of the health care costs in the form of a monthly premium. The Ohio Revised Code permits, but does not require the retirement systems to provide healthcare to eligible benefit recipients.



**PUTNAM COUNTY EDUCATIONAL SERVICE CENTER  
PUTNAM COUNTY, OHIO**

NOTES TO THE BASIC FINANCIAL STATEMENTS  
FOR THE FISCAL YEAR ENDED JUNE 30, 2019  
(Continued)

Any change to benefits or funding could significantly affect the net OPEB liability/asset. Resulting adjustments to the net OPEB liability/asset would be effective when the changes are legally enforceable. The retirement systems may allocate a portion of the employer contributions to provide for these OPEB benefits.

The proportionate share of each plan's unfunded benefits is presented as a long-term *net OPEB liability* or *net OPEB asset* on the accrual basis of accounting. Any liability for the contractually-required OPEB contribution outstanding at the end of the year is included in *pension and postemployment benefits payable* on both the accrual and modified accrual bases of accounting.

***Plan Description – School Employees Retirement System (SERS)***

Health Care Plan Description – The ESC contributes to the SERS Health Care Fund, administered by SERS for non-certificated retirees and their beneficiaries. For GASB 75 purposes, this plan is considered a cost-sharing other postemployment benefit (OPEB) plan. SERS' Health Care Plan provides healthcare benefits to eligible individuals receiving retirement, disability, and survivor benefits, and to their eligible dependents. Members who retire after June 1, 1986, need 10 years of service credit, exclusive of most types of purchased credit, to qualify to participate in SERS' health care coverage. In addition to age and service retirees, disability benefit recipients and beneficiaries who are receiving monthly benefits due to the death of a member or retiree, are eligible for SERS' health care coverage. Most retirees and dependents choosing SERS' health care coverage are over the age of 65 and therefore enrolled in a fully insured Medicare Advantage plan; however, SERS maintains a traditional, self-insured preferred provider organization for its non-Medicare retiree population. For both groups, SERS offers a self-insured prescription drug program. Health care is a benefit that is permitted, not mandated, by statute. The financial report of the Plan is included in the SERS Comprehensive Annual Financial Report which can be obtained on SERS' website at [www.ohsers.org](http://www.ohsers.org) under Employers/Audit Resources.

Access to health care for retirees and beneficiaries is permitted in accordance with Section 3309 of the Ohio Revised Code. The Health Care Fund was established and is administered in accordance with Internal Revenue Code Section 105(e). SERS' Retirement Board reserves the right to change or discontinue any health plan or program. Active employee members do not contribute to the Health Care Plan. The SERS Retirement Board established the rules for the premiums paid by the retirees for health care coverage for themselves and their dependents or for their surviving beneficiaries. Premiums vary depending on the plan selected, qualified years of service, Medicare eligibility, and retirement status.

Funding Policy – State statute permits SERS to fund the health care benefits through employer contributions. Each year, after the allocation for statutorily required pensions and benefits, the Retirement Board may allocate the remainder of the employer contribution of 14% of covered payroll to the Health Care Fund in accordance with the funding policy. For fiscal year 2019, 0.5% of covered payroll was made to health care. An additional health care surcharge on employers is collected for employees earning less than an actuarially determined minimum compensation amount, pro-rated if less than a full year of service credit was earned. For fiscal year 2019, this amount was \$21,600. Statutes provide that no employer shall pay a health care surcharge greater than 2% of that employer's SERS-covered payroll; nor may SERS collect in aggregate more than 1.5% of the total statewide SERS-covered payroll for the health care surcharge. For fiscal year 2019, the ESC's surcharge obligation was \$21,980.

The surcharge added to the allocated portion of the 14% employer contribution rate is the total amount assigned to the Health Care Fund. The ESC's contractually required contribution to SERS was \$28,263 for fiscal year 2019. Of this amount, \$22,294 is reported as pension and postemployment benefits payable.

**PUTNAM COUNTY EDUCATIONAL SERVICE CENTER  
PUTNAM COUNTY, OHIO**

NOTES TO THE BASIC FINANCIAL STATEMENTS  
FOR THE FISCAL YEAR ENDED JUNE 30, 2019  
(Continued)

***Plan Description – State Teachers Retirement System (STRS)***

Plan Description – The State Teachers Retirement System of Ohio (STRS) administers a cost-sharing Health Plan administered for eligible retirees who participated in the defined benefit or combined pension plans offered by STRS. Ohio law authorizes STRS to offer this plan. Benefits include hospitalization, physicians’ fees, prescription drugs and partial reimbursement of monthly Medicare Part B premiums. Medicare Part B premium reimbursements will be discontinued effective January 1, 2020. The Plan is included in the report of STRS which can be obtained by visiting [www.strsoh.org](http://www.strsoh.org) or by calling (888) 227-7877.

Funding Policy – Ohio Revised Code Chapter 3307 authorizes STRS to offer the Plan and gives the Retirement Board discretionary authority over how much, if any, of the health care costs will be absorbed by STRS. Active employee members do not contribute to the Health Care Plan. Nearly all health care plan enrollees, for the most recent year, pay a portion of the health care costs in the form of a monthly premium. Under Ohio law, funding for post-employment health care may be deducted from employer contributions, currently 14% of covered payroll. For the fiscal year ended June 30, 2019, STRS did not allocate any employer contributions to post-employment health care.

***OPEB Liabilities/Assets, OPEB Expense, and Deferred Outflows of Resources and Deferred Inflows of Resources Related to OPEB***

The net OPEB liability/asset was measured as of June 30, 2018, and the total OPEB liability/asset used to calculate the net OPEB liability/asset was determined by an actuarial valuation as of that date. The ESC's proportion of the net OPEB liability/asset was based on the ESC's share of contributions to the respective retirement systems relative to the contributions of all participating entities. Following is information related to the proportionate share and OPEB expense:

	<u>SERS</u>	<u>STRS</u>	<u>Total</u>
Proportion of the net OPEB liability prior measurement date	0.03419070%	0.02320522%	
Proportion of the net OPEB liability/asset current measurement date	<u>0.03318300%</u>	<u>0.02234733%</u>	
Change in proportionate share	<u>-0.00100770%</u>	<u>-0.00085789%</u>	
Proportionate share of the net OPEB liability	\$ 920,586	\$ -	\$ 920,586
Proportionate share of the net OPEB asset	\$ -	\$ 359,099	\$ 359,099
OPEB expense	\$ 43,910	\$ (778,612)	\$ (734,702)

At June 30, 2019, the ESC reported deferred outflows of resources and deferred inflows of resources related to OPEB from the following sources:

**PUTNAM COUNTY EDUCATIONAL SERVICE CENTER  
PUTNAM COUNTY, OHIO**

NOTES TO THE BASIC FINANCIAL STATEMENTS  
FOR THE FISCAL YEAR ENDED JUNE 30, 2019  
(Continued)

	<u>SERS</u>	<u>STRS</u>	<u>Total</u>
<b>Deferred outflows of resources</b>			
Differences between expected and actual experience	\$ 15,027	\$ 41,943	\$ 56,970
Difference between employer contributions and proportionate share of contributions/ change in proportionate share	8,108	26,803	34,911
Contributions subsequent to the measurement date	<u>28,263</u>	<u>-</u>	<u>28,263</u>
Total deferred outflows of resources	<u>\$ 51,398</u>	<u>\$ 68,746</u>	<u>\$ 120,144</u>

	<u>SERS</u>	<u>STRS</u>	<u>Total</u>
<b>Deferred inflows of resources</b>			
Differences between expected and actual experience	\$ -	\$ 20,922	\$ 20,922
Net difference between projected and actual earnings on pension plan investments	1,382	41,024	42,406
Changes of assumptions	82,707	489,300	572,007
Difference between employer contributions and proportionate share of contributions/ change in proportionate share	<u>33,231</u>	<u>30,572</u>	<u>63,803</u>
Total deferred inflows of resources	<u>\$ 117,320</u>	<u>\$ 581,818</u>	<u>\$ 699,138</u>

\$28,263 reported as deferred outflows of resources related to OPEB resulting from ESC contributions subsequent to the measurement date will be recognized as a reduction of the net OPEB liability/asset in the year ending June 30, 2020. Other amounts reported as deferred outflows of resources and deferred inflows of resources related to OPEB will be recognized in OPEB expense as follows:

	<u>SERS</u>	<u>STRS</u>	<u>Total</u>
Fiscal Year Ending June 30:			
2020	\$ (35,195)	\$ (90,918)	\$ (126,113)
2021	(28,952)	(90,918)	(119,870)
2022	(9,183)	(90,917)	(100,100)
2023	(8,597)	(81,601)	(90,198)
2024	(8,691)	(78,338)	(87,029)
Thereafter	<u>(3,567)</u>	<u>(80,379)</u>	<u>(83,946)</u>
Total	<u>\$ (94,185)</u>	<u>\$ (513,071)</u>	<u>\$ (607,256)</u>

**Actuarial Assumptions – SERS**

The total OPEB liability is determined by SERS' actuaries in accordance with GASB Statement No. 74, as part of their annual actuarial valuation for each retirement plan. Actuarial valuations of an ongoing plan involve estimates of the value of reported amounts (e.g., salaries, credited service) and assumptions about the probability of occurrence of events far into the future (e.g., mortality, disabilities, retirements, employment terminations). Actuarially determined amounts are subject to continual review and potential modifications, as actual results are compared with past expectations and new estimates are made about the future.

**PUTNAM COUNTY EDUCATIONAL SERVICE CENTER  
PUTNAM COUNTY, OHIO**

NOTES TO THE BASIC FINANCIAL STATEMENTS  
FOR THE FISCAL YEAR ENDED JUNE 30, 2019  
(Continued)

Projections of benefits for financial reporting purposes are based on the substantive plan (the plan as understood by the employers and plan members) and include the types of benefits provided at the time of each valuation and the historical pattern of sharing benefit costs between the employers and plan members to that point. The projection of benefits for financial reporting purposes does not explicitly incorporate the potential effects of legal or contractual funding limitations.

Actuarial calculations reflect a long-term perspective. For a newly hired employee, actuarial calculations will take into account the employee's entire career with the employer and also take into consideration the benefits, if any, paid to the employee after termination of employment until the death of the employee and any applicable contingent annuitant. In many cases, actuarial calculations reflect several decades of service with the employer and the payment of benefits after termination.

Key methods and assumptions used in calculating the total OPEB liability in the latest actuarial valuation date of June 30, 2018, are presented below:

Wage inflation	3.00%
Future salary increases, including inflation	3.50% to 18.20%
Investment rate of return	7.50% net of investments expense, including inflation
Municipal bond index rate:	
Measurement date	3.62%
Prior measurement date	3.56%
Single equivalent interest rate, net of plan investment expense, including price inflation:	
Measurement date	3.70%
Prior measurement date	3.63%
Medical trend assumption:	
Medicare	5.375 to 4.75%
Pre-Medicare	7.25 to 4.75%

Mortality rates were based on the RP-2014 Blue Collar Mortality Table with fully generational projection and Scale BB, 120% of male rates and 110% of female rates. RP-2000 Disabled Mortality Table with 90% for male rates and 100% for female rates set back five years.

The most recent experience study was completed for the five year period ended June 30, 2015.

The long-term expected rate of return on plan assets is reviewed as part of the actuarial five-year experience study. The most recent study covers fiscal years 2010 through 2015, and was adopted by the Board on April 21, 2016. Several factors are considered in evaluating the long-term rate of return assumption including long-term historical data, estimates inherent in current market data, and a log-normal distribution analysis in which best-estimate ranges of expected future real rates of return were developed by the investment consultant for each major asset class. These ranges were combined to produce the long-term expected rate of return, 7.50%, by weighting the expected future real rates of return by the target asset allocation percentage and then adding expected inflation. The capital market assumptions developed by the investment consultant are intended for use over a 10-year horizon and may not be useful in setting the long-term rate of return for funding pension plans which covers a longer timeframe. The assumption is intended to be a long-term assumption and is not expected to change absent a significant change in the asset allocation, a change in the inflation assumption, or a fundamental change in the market that alters expected returns in future years.

The target asset allocation and best estimates of arithmetic real rates of return for each major asset class, as used in the June 30, 2015 five-year experience study, are summarized as follows:

**PUTNAM COUNTY EDUCATIONAL SERVICE CENTER  
PUTNAM COUNTY, OHIO**

NOTES TO THE BASIC FINANCIAL STATEMENTS  
FOR THE FISCAL YEAR ENDED JUNE 30, 2019  
(Continued)

Asset Class	Target Allocation	Long-Term Expected Real Rate of Return
Cash	1.00 %	0.50 %
US Equity	22.50	4.75
International Equity	22.50	7.00
Fixed Income	19.00	1.50
Private Equity	10.00	8.00
Real Assets	15.00	5.00
Multi-Asset Strategies	10.00	3.00
Total	<u>100.00 %</u>	

**Discount Rate** – The discount rate used to measure the total OPEB liability at June 30, 2018 was 3.70%. The discount rate used to measure total OPEB liability prior to June 30, 2018 was 3.63%. The projection of cash flows used to determine the discount rate assumed that contributions will be made from members and the System at the state statute contribution rate of 2.00% of projected covered employee payroll each year, which includes a 1.50% payroll surcharge and 0.50% of contributions from the basic benefits plan. Based on these assumptions, the OPEB plan’s fiduciary net position was projected to become insufficient to make future benefit payments during the fiscal year ending June 30, 2026. Therefore, the long-term expected rate of return on OPEB plan assets was used to present value the projected benefit payments through the fiscal year ending June 30, 2025 and the Fidelity General Obligation 20-year Municipal Bond Index rate of 3.62%, as of June 30, 2018 (i.e. municipal bond rate), was used to present value the projected benefit payments for the remaining years in the projection. A municipal bond rate of 3.56% was used as of June 30, 2017. The total present value of projected benefit payments from all years was then used to determine the single rate of return that was used as the discount rate. The projection of future benefit payments for all current plan members was until the benefit payments ran out.

**Sensitivity of the ESC's Proportionate Share of the Net OPEB Liability to Changes in the Discount Rate and Changes in the Health Care Cost Trend Rates** – The net OPEB liability is sensitive to changes in the discount rate and the health care cost trend rate. The following table presents the net OPEB liability of SERS, what SERS' net OPEB liability would be if it were calculated using a discount rate that is 1 percentage point lower (2.70%) and higher (4.70%) than the current discount rate (3.70%). Also shown is what SERS' net OPEB liability would be based on health care cost trend rates that are 1 percentage point lower (6.5% decreasing to 3.75%) and higher (8.5% decreasing to 5.75%) than the current rate.

	1% Decrease (2.70%)	Current Discount Rate (3.70%)	1% Increase (4.70%)
ESC's proportionate share of the net OPEB liability	\$ 1,117,059	\$ 920,586	\$ 765,016
	1% Decrease (6.5 % decreasing to 3.75 %)	Current Trend Rate (7.5 % decreasing to 4.75 %)	1% Increase (8.5 % decreasing to 5.75 %)
ESC's proportionate share of the net OPEB liability	\$ 742,744	\$ 920,586	\$ 1,156,081

**PUTNAM COUNTY EDUCATIONAL SERVICE CENTER  
PUTNAM COUNTY, OHIO**

NOTES TO THE BASIC FINANCIAL STATEMENTS  
FOR THE FISCAL YEAR ENDED JUNE 30, 2019  
(Continued)

**Actuarial Assumptions – STRS**

Key methods and assumptions used in the latest actuarial valuation, reflecting experience study results used in the July 1, 2018, actuarial valuation, compared with July 1, 2017, are presented below:

	July 1, 2018		July 1, 2017
Inflation	2.50%		2.50%
Projected salary increases	12.50% at age 20 to 2.50% at age 65		12.50% at age 20 to 2.50% at age 65
Investment rate of return	7.45%, net of investment expenses, including inflation		7.45%, net of investment expenses, including inflation
Payroll increases	3.00%		3.00%
Cost-of-living adjustments (COLA)	0.00%		0.00%, effective July 1, 2017
Discounted rate of return	7.45%		N/A
Blended discount rate of return	N/A		4.13%
Health care cost trends			6 to 11% initial, 4.50% ultimate
	Initial	Ultimate	
Medical			
Pre-Medicare	6.00%	4.00%	
Medicare	5.00%	4.00%	
Prescription Drug			
Pre-Medicare	8.00%	4.00%	
Medicare	-5.23%	4.00%	

Projections of benefits include the historical pattern of sharing benefit costs between the employers and retired plan members.

For healthy retirees the mortality rates are based on the RP-2014 Annuitant Mortality Table with 50% of rates through age 69, 70% of rates between ages 70 and 79, 90% of rates between ages 80 and 84, and 100% of rates thereafter, projected forward generationally using mortality improvement scale MP-2016. For disabled retirees, mortality rates are based on the RP-2014 Disabled Mortality Table with 90% of rates for males and 100% of rates for females, projected forward generationally using mortality improvement scale MP-2016.

Actuarial assumptions used in the June 30, 2018, valuation are based on the results of an actuarial experience study for the period July 1, 2011 through June 30, 2016.

**Assumption Changes Since the Prior Measurement Date** – The discount rate was increased from the blended rate of 4.13% to the long-term expected rate of return of 7.45% based on the methodology defined under GASB Statement No. 74, Financial Reporting for Postemployment Benefit Plans Other Than Pension Plans (OPEB). Valuation year per capita health care costs were updated.

**Benefit Term Changes Since the Prior Measurement Date** – The subsidy multiplier for non-Medicare benefit recipients was increased from 1.90% to 1.944% per year of service effective January 1, 2019. The non-Medicare frozen subsidy base premium was increased effective January 1, 2019 and all remaining Medicare Part B premium reimbursements will be discontinued beginning January 1, 2020.

STRS' investment consultant develops an estimate range for the investment return assumption based on the target allocation adopted by the Retirement Board. The target allocation and long-term expected rate of return for each major asset class are summarized as follows:

**PUTNAM COUNTY EDUCATIONAL SERVICE CENTER  
PUTNAM COUNTY, OHIO**

NOTES TO THE BASIC FINANCIAL STATEMENTS  
FOR THE FISCAL YEAR ENDED JUNE 30, 2019  
(Continued)

<u>Asset Class</u>	Target Allocation**	Long Term Expected Real Rate of Return *
Domestic Equity	28.00 %	7.35 %
International Equity	23.00	7.55
Alternatives	17.00	7.09
Fixed Income	21.00	3.00
Real Estate	10.00	6.00
Liquidity Reserves	1.00	2.25
Total	<u>100.00 %</u>	

\*10-Year geometric nominal returns, which include the real rate of return and inflation of 2.25% and does not include investment expenses. Over a 30-year period, STRS' investment consultant indicates that the above target allocations should generate a return above the actuarial rate of return, without net value added by management.

\*\* The Target Allocation percentage is effective as of July 1, 2017. Target weights will be phased in over a 24-month period concluding on July 1, 2019.

**Discount Rate** – The discount rate used to measure the total OPEB asset was 7.45% as of June 30, 2018. A discount rate used to measure the total OPEB liability was 4.13% as of June 30, 2017. The projection of cash flows used to determine the discount rate assumes STRS Ohio continues to allocate no employer contributions to the health care fund. Based on these assumptions, the OPEB plan's fiduciary net position was projected to be available to make all projected future benefit payments to current plan members. Therefore, the long-term expected rate of return on health care plan investments of 7.45% was used to measure the total OPEB asset as of June 30, 2018.

**Sensitivity of the ESC's Proportionate Share of the Net OPEB Asset to Changes in the Discount and Health Care Cost Trend Rate** – The following table represents the net OPEB asset as of June 30, 2018, calculated using the current period discount rate assumption of 7.45%, as well as what the net OPEB asset would be if it were calculated using a discount rate that is one percentage point lower (6.45%) or one percentage point higher (8.45%) than the current assumption. Also shown is the net OPEB asset as if it were calculated using health care cost trend rates that are one percentage point lower or one percentage point higher than the current health care cost trend rates.

	1% Decrease (6.45%)	Current Discount Rate (7.45%)	1% Increase (8.45%)
ESC's proportionate share of the net OPEB asset	\$ 307,781	\$ 359,099	\$ 402,229
	1% Decrease	Current Trend Rate	1% Increase
ESC's proportionate share of the net OPEB asset	\$ 399,794	\$ 359,099	\$ 317,770

**PUTNAM COUNTY EDUCATIONAL SERVICE CENTER  
PUTNAM COUNTY, OHIO**

NOTES TO THE BASIC FINANCIAL STATEMENTS  
FOR THE FISCAL YEAR ENDED JUNE 30, 2019  
(Continued)

**NOTE 13 – CONTINGENCIES**

**A. Grants**

The ESC receives significant financial assistance from numerous federal, State and local agencies in the form of grants. The disbursement of funds received under these programs generally requires compliance with terms and conditions specified in the grant agreements and are subject to audit by the grantor agencies. Any disallowed claims resulting from such audits could become a liability of the ESC. However, in the opinion of management, any such disallowed claims will not have a material effect on the financial position of the ESC.

**B. Litigation**

The ESC is involved in no material litigation as either plaintiff or defendant.

**C. Foundation Funding**

District Foundation funding is based on the annualized full-time equivalent (FTE) enrollment of each student. The funding formula the Ohio Department of Education (ODE) is legislatively required to follow will continue to adjust as enrollment information is updated by the ESC, which can extend past the fiscal year-end. As of the date of this report, FTE adjustment No. 1 was made on August 23, 2019 and resulted in a liability of \$800. FTE adjustment No. 2 was made on December 13, 2019 and resulted in an asset of \$27. These amounts are not recorded in the financial statements. A portion of the ESC's foundation receipts are determined by FTE of the member school districts.

**NOTE 14 – OTHER COMMITMENTS**

The ESC utilizes encumbrance accounting as part of its budgetary controls. Encumbrances outstanding at year end may be reported as part of restricted, committed, or assigned classifications of fund balance. At year end, the ESC's commitments for encumbrances in the governmental funds were as follows:

<u>Fund</u>	<u>Year - End Encumbrances</u>
General	\$ 41,285
Title I Migrant Children	164,700
Nonmajor Governmental	<u>3,728</u>
Total	<u>\$ 209,713</u>



**This page intentionally left blank.**

**PUTNAM COUNTY EDUCATIONAL SERVICE CENTER  
PUTNAM COUNTY, OHIO**

SCHEDULE OF REVENUES, EXPENDITURES AND CHANGES IN  
FUND BALANCE - BUDGET AND ACTUAL (NON-GAAP BUDGETARY BASIS)  
GENERAL FUND  
FOR THE FISCAL YEAR ENDED JUNE 30, 2019

	<u>Budgeted Amounts</u>		<u>Actual</u>	<u>Variance with Final Budget Positive (Negative)</u>
	<u>Original</u>	<u>Final</u>		
<b>Revenues:</b>				
From local sources:				
Tuition . . . . .	\$ 3,334,822	\$ 3,459,531	\$ 3,698,171	\$ 238,640
Earnings on investments . . . . .	6,000	13,000	18,688	5,688
Rental income . . . . .	76,200	77,800	84,581	6,781
Contributions and donations . . . . .	3,300	3,060	3,060	
Contract services . . . . .	254,110	238,710	284,598	45,888
Other local revenues . . . . .	3,730	5,200	5,489	289
Intergovernmental - state . . . . .	188,888	188,888	178,066	(10,822)
<b>Total revenues . . . . .</b>	<u>3,867,050</u>	<u>3,986,189</u>	<u>4,272,653</u>	<u>286,464</u>
<b>Expenditures:</b>				
Current:				
Instruction:				
Regular . . . . .	151,220	151,220	157,623	(6,403)
Special . . . . .	1,684,213	1,809,213	1,734,746	74,467
Support services:				
Pupil . . . . .	862,477	862,477	895,300	(32,823)
Instructional staff . . . . .	723,518	723,518	668,272	55,246
Board of education . . . . .	30,913	30,913	31,982	(1,069)
Administration . . . . .	234,679	234,679	212,572	22,107
Fiscal . . . . .	249,904	249,904	247,649	2,255
Operations and maintenance . . . . .	381,077	381,077	198,401	182,676
Pupil transportation . . . . .	12,282	12,282	13,797	(1,515)
Central . . . . .	463	463	327	136
Operation of non-instructional services:				
Other non-instructional services . . . . .	5,000	5,000	1,859	3,141
<b>Total expenditures . . . . .</b>	<u>4,335,746</u>	<u>4,460,746</u>	<u>4,162,528</u>	<u>298,218</u>
Excess (deficiency) of revenues over (under) expenditures . . . . .	<u>(468,696)</u>	<u>(474,557)</u>	<u>110,125</u>	<u>584,682</u>
<b>Other financing sources (uses):</b>				
Refund of prior year's expenditures . . . . .		4,000	4,264	264
Advances in . . . . .			23,507	23,507
Advances (out) . . . . .			(27,866)	(27,866)
<b>Total other financing sources (uses) . . . . .</b>		<u>4,000</u>	<u>(95)</u>	<u>(4,095)</u>
Net change in fund balance . . . . .	(468,696)	(470,557)	110,030	580,587
<b>Fund balance at beginning of year . . . . .</b>	1,339,004	1,339,004	1,339,004	
<b>Prior year encumbrances appropriated . . . . .</b>	65,213	65,213	65,213	
<b>Fund balance at end of year . . . . .</b>	<u>\$ 935,521</u>	<u>\$ 933,660</u>	<u>\$ 1,514,247</u>	<u>\$ 580,587</u>

SEE ACCOMPANYING NOTES TO THE BASIC FINANCIAL STATEMENTS

**PUTNAM COUNTY EDUCATIONAL SERVICE CENTER  
PUTNAM COUNTY, OHIO**

SCHEDULE OF REVENUES, EXPENDITURES AND CHANGES IN  
FUND BALANCE - BUDGET AND ACTUAL (NON-GAAP BUDGETARY BASIS)  
TITLE I MIGRANT CHILDREN FUND  
FOR THE FISCAL YEAR ENDED JUNE 30, 2019

	<u>Budgeted Amounts</u>		<u>Actual</u>	<u>Variance with Final Budget Positive (Negative)</u>
	<u>Original</u>	<u>Final</u>		
<b>Revenues:</b>				
From local sources:				
Charges for services . . . . .		\$ 250	\$ 250	
Intergovernmental - federal . . . . .	\$ 447,281	496,669	228,501	\$ (268,168)
Total revenue . . . . .	<u>447,281</u>	<u>496,919</u>	<u>228,751</u>	<u>(268,168)</u>
<b>Expenditures:</b>				
Current:				
Instruction:				
Special. . . . .	288,764	292,178	277,394	14,784
Support Services:				
Pupil. . . . .	6,880	8,226	1,229	6,997
Instructional staff . . . . .	29,457	24,430	17,129	7,301
Administration. . . . .	26,154	28,303	12,894	15,409
Fiscal . . . . .	15,140	21,716	5,366	16,350
Operations and maintenance. . . . .	15,000	22,160	21,042	1,118
Pupil transportation . . . . .	33,332	64,902	52,520	12,382
Operation of non-instructional services:				
Other non-instructional services . . . . .	5,000	7,200	6,218	982
Total expenditures . . . . .	<u>419,727</u>	<u>469,115</u>	<u>393,792</u>	<u>75,323</u>
Net change in fund balance . . . . .	27,554	27,804	(165,041)	(192,845)
<b>Fund balance (deficit)</b>				
at beginning of year . . . . .	(88,272)	(88,272)	(88,272)	
Prior year encumbrances appropriated . . . . .	98,520	98,520	98,520	
Fund balance (deficit) at end of year . . . . .	<u>\$ 37,802</u>	<u>\$ 38,052</u>	<u>\$ (154,793)</u>	<u>\$ (192,845)</u>

SEE ACCOMPANYING NOTES TO THE BASIC FINANCIAL STATEMENTS

**PUTNAM COUNTY EDUCATIONAL SERVICE CENTER  
PUTNAM COUNTY, OHIO**

SCHEDULE OF REVENUES, EXPENDITURES AND CHANGES IN  
FUND BALANCE - BUDGET AND ACTUAL (NON-GAAP BUDGETARY BASIS)  
IDEA PART B GRANTS FUND  
FOR THE FISCAL YEAR ENDED JUNE 30, 2019

	<u>Budgeted Amounts</u>			<b>Variance with Final Budget Positive (Negative)</b>
	<u>Original</u>	<u>Final</u>	<u>Actual</u>	
<b>Revenues:</b>				
Intergovernmental - federal . . . . .	\$ 934,310	\$ 946,775	\$ 946,775	
Total revenue . . . . .	<u>934,310</u>	<u>946,775</u>	<u>946,775</u>	
<b>Expenditures:</b>				
Current:				
Instruction:				
Special . . . . .	582,975	600,794	600,794	
Pupil . . . . .	307,614	287,918	287,918	
Fiscal . . . . .	30,635	44,224	44,224	
Operation of non-instructional services:				
Other non-instructional services . . . . .	13,086	13,839	13,839	
Total expenditures . . . . .	<u>\$ 934,310</u>	<u>\$ 946,775</u>	<u>\$ 946,775</u>	
Net change in fund balance . . . . .				
<b>Fund balance at beginning of year . . . . .</b>				
<b>Fund balance at end of year . . . . .</b>				

SEE ACCOMPANYING NOTES TO THE BASIC FINANCIAL STATEMENTS

**PUTNAM COUNTY EDUCATIONAL SERVICE CENTER  
PUTNAM COUNTY, OHIO**

**NOTES TO SUPPLEMENTAL INFORMATION  
FOR THE FISCAL YEAR ENDED JUNE 30, 2019**

**NOTE A – BUDGETARY BASIS OF ACCOUNTING**

The ESC is no longer required under State statute to file budgetary information with the State Department of Education. However, the ESC's Board does follow the budgetary process for control purposes.

The ESC's Board budgets for resources estimated to be received during the fiscal year. The estimated revenues may be amended during the fiscal year if projected increases or decreases in revenue are identified by the Treasurer. The amounts reported as the original budgeted amounts on the budgetary schedules reflect the amounts of the estimated revenues when the original appropriations were adopted. The amounts reported as the final budgeted amounts on the budgetary schedules reflect the amounts of the estimated revenues in effect at the time final appropriations were passed by the Board.

The ESC's Board adopts an annual appropriation resolution, which is the Board's authorization to spend resources and sets annual limits on expenditures plus encumbrances at the level of control selected by the Board. The level of control has been established by the Board at the fund level. The Treasurer has been authorized to allocate appropriations to the function and object levels within all funds.

Throughout the fiscal year, appropriations may be amended or supplemented as circumstances warrant. The amounts reported as the original budgeted amounts on the budgetary statements reflect the amounts on the first appropriation resolution for that fund that covered the entire fiscal year, including amounts automatically carried forward from prior fiscal year. The amounts reported as the final budgeted amounts on the budgetary schedules represent the final appropriation amounts passed by the Board during the fiscal year.

While reporting financial position, results of operations, and changes in fund balance on the basis of generally accepted accounting principles (GAAP), the budgetary basis as provided by law is based upon accounting for certain transactions on a basis of cash receipts and disbursements.

The Schedules of Revenues, Expenditures and Changes in Fund Balance – Budget and Actual (Non-GAAP Budgetary Basis) presented for the General Fund and major special revenue funds are presented on the budgetary basis to provide a meaningful comparison of actual results with the budget. The major differences between the budget basis and the GAAP basis are that:

- (a) Revenues and other financing sources are recorded when received in cash (budget basis) as opposed to when susceptible to accrual (GAAP basis);
- (b) Expenditures and other financing uses are recorded when paid in cash (budget basis) as opposed to when the liability is incurred (GAAP basis);
- (c) To reserve that portion of the applicable appropriation, total outstanding encumbrances (budget basis) are recorded as the equivalent of an expenditure, as opposed to a reservation of fund balance for that portion of outstanding encumbrances not already recognized as an account payable (GAAP basis); and
- (d) Some funds are included in the General Fund (GAAP basis), but have separate legally adopted budgets (budget basis).

**PUTNAM COUNTY EDUCATIONAL SERVICE CENTER  
PUTNAM COUNTY, OHIO**

NOTES TO SUPPLEMENTAL INFORMATION  
FOR THE FISCAL YEAR ENDED JUNE 30, 2019  
(Continued)

The adjustments necessary to convert the results of operations for the year on the budget basis to the GAAP basis for the General Fund and major special revenue funds are as follows:

**Net Change in Fund Balance**

	General Fund	Title I Migrant Children Fund	IDEA Part B Grants Fund
	<u>          </u>	<u>          </u>	<u>          </u>
Budget basis	\$ 110,030	\$ (165,041)	\$ -
Net adjustment for revenue accruals	47,098	172,554	-
Net adjustment for expenditure accruals	(65,500)	740	-
Net adjustment for other sources/uses	95	-	-
Funds budgeted elsewhere	(34,843)	-	-
Adjustment for encumbrances	<u>41,285</u>	<u>164,701</u>	<u>-</u>
GAAP basis	<u>\$ 98,165</u>	<u>\$ 172,954</u>	<u>\$ -</u>

Certain funds that are legally budgeted in separate special revenue funds are considered part of the General Fund on a GAAP basis. This includes the unclaimed monies fund.

**This page intentionally left blank.**

**PUTNAM COUNTY EDUCATIONAL SERVICE CENTER  
PUTNAM COUNTY, OHIO**

SCHEDULES OF REQUIRED SUPPLEMENTARY INFORMATION

SCHEDULE OF THE ESC'S PROPORTIONATE SHARE OF  
THE NET PENSION LIABILITY  
SCHOOL EMPLOYEES RETIREMENT SYSTEM (SERS) OF OHIO

LAST SIX FISCAL YEARS

	<u>2019</u>	<u>2018</u>	<u>2017</u>	<u>2016</u>
ESC's proportion of the net pension liability	0.03267940%	0.03387540%	0.03297450%	0.03337510%
ESC's proportionate share of the net pension liability	\$ 1,871,610	\$ 2,023,980	\$ 2,413,429	\$ 1,904,416
ESC's covered payroll	\$ 1,090,304	\$ 1,069,971	\$ 1,027,207	\$ 1,004,765
ESC's proportionate share of the net pension liability as a percentage of its covered payroll	171.66%	189.16%	234.95%	189.54%
Plan fiduciary net position as a percentage of the total pension liability	71.36%	69.50%	62.98%	69.16%

Note: Information prior to 2014 was unavailable. Schedule is intended to show information for 10 years. Additional years will be displayed as they become available.

Amounts presented for each fiscal year were determined as of the ESC's measurement date which is the prior year-end.

SEE ACCOMPANYING NOTES TO THE REQUIRED SUPPLEMENTARY INFORMATION



<u>2015</u>	<u>2014</u>
0.04286300%	0.04286300%
\$ 2,169,272	\$ 2,548,925
\$ 1,245,505	\$ 938,353
174.17%	271.64%
71.70%	65.52%

**PUTNAM COUNTY EDUCATIONAL SERVICE CENTER  
PUTNAM COUNTY, OHIO**

SCHEDULES OF REQUIRED SUPPLEMENTARY INFORMATION

SCHEDULE OF THE ESC'S PROPORTIONATE SHARE OF  
THE NET PENSION LIABILITY  
STATE TEACHERS RETIREMENT SYSTEM (STRS) OF OHIO

LAST SIX FISCAL YEARS

	<u>2019</u>	<u>2018</u>	<u>2017</u>	<u>2016</u>
ESC's proportion of the net pension liability	0.02234733%	0.02320522%	0.02250357%	0.02244873%
ESC's proportionate share of the net pension liability	\$ 4,913,676	\$ 5,512,450	\$ 7,532,623	\$ 6,204,172
ESC's covered payroll	\$ 2,409,286	\$ 2,240,471	\$ 2,388,579	\$ 2,368,136
ESC's proportionate share of the net pension liability as a percentage of its covered payroll	203.95%	246.04%	315.36%	261.99%
Plan fiduciary net position as a percentage of the total pension liability	77.31%	75.30%	66.80%	72.10%

Note: Information prior to 2014 was unavailable. Schedule is intended to show information for 10 years. Additional years will be displayed as they become available.

Amounts presented for each fiscal year were determined as of the ESC's measurement date which is the prior year-end.

SEE ACCOMPANYING NOTES TO THE REQUIRED SUPPLEMENTARY INFORMATION

<u>2015</u>	<u>2014</u>
0.02182970%	0.02182970%
\$ 5,309,739	\$ 6,324,926
\$ 2,230,392	\$ 2,389,154
238.06%	264.73%
74.70%	69.30%

**PUTNAM COUNTY EDUCATIONAL SERVICE CENTER  
PUTNAM COUNTY, OHIO**

SCHEDULES OF REQUIRED SUPPLEMENTARY INFORMATION

SCHEDULE OF ESC PENSION CONTRIBUTIONS  
SCHOOL EMPLOYEES RETIREMENT SYSTEM (SERS) OF OHIO

LAST TEN FISCAL YEARS

	<u>2019</u>	<u>2018</u>	<u>2017</u>	<u>2016</u>
Contractually required contribution	\$ 169,652	\$ 147,191	\$ 149,796	\$ 143,809
Contributions in relation to the contractually required contribution	<u>(169,652)</u>	<u>(147,191)</u>	<u>(149,796)</u>	<u>(143,809)</u>
Contribution deficiency (excess)	<u>\$ -</u>	<u>\$ -</u>	<u>\$ -</u>	<u>\$ -</u>
ESC's covered payroll	\$ 1,256,681	\$ 1,090,304	\$ 1,069,971	\$ 1,027,207
Contributions as a percentage of covered payroll	13.50%	13.50%	14.00%	14.00%

SEE ACCOMPANYING NOTES TO THE REQUIRED SUPPLEMENTARY INFORMATION

<u>2015</u>	<u>2014</u>	<u>2013</u>	<u>2012</u>	<u>2011</u>	<u>2010</u>
\$ 132,428	\$ 172,627	\$ 129,868	\$ 127,492	\$ 125,854	\$ 138,704
<u>(132,428)</u>	<u>(172,627)</u>	<u>(129,868)</u>	<u>(127,492)</u>	<u>(125,854)</u>	<u>(138,704)</u>
<u>\$ -</u>	<u>\$ -</u>	<u>\$ -</u>	<u>\$ -</u>	<u>\$ -</u>	<u>\$ -</u>
\$ 1,004,765	\$ 1,245,505	\$ 938,353	\$ 947,896	\$ 1,001,225	\$ 1,024,402
13.18%	13.86%	13.84%	13.45%	12.57%	13.54%

**PUTNAM COUNTY EDUCATIONAL SERVICE CENTER  
PUTNAM COUNTY, OHIO**

SCHEDULES OF REQUIRED SUPPLEMENTARY INFORMATION

SCHEDULE OF ESC PENSION CONTRIBUTIONS  
STATE TEACHERS RETIREMENT SYSTEM (STRS) OF OHIO

LAST TEN FISCAL YEARS

	<u>2019</u>	<u>2018</u>	<u>2017</u>	<u>2016</u>
Contractually required contribution	\$ 354,714	\$ 337,300	\$ 313,666	\$ 334,401
Contributions in relation to the contractually required contribution	<u>(354,714)</u>	<u>(337,300)</u>	<u>(313,666)</u>	<u>(334,401)</u>
Contribution deficiency (excess)	<u>\$ -</u>	<u>\$ -</u>	<u>\$ -</u>	<u>\$ -</u>
ESC's covered payroll	\$ 2,533,671	\$ 2,409,286	\$ 2,240,471	\$ 2,388,579
Contributions as a percentage of covered payroll	14.00%	14.00%	14.00%	14.00%

SEE ACCOMPANYING NOTES TO THE REQUIRED SUPPLEMENTARY INFORMATION

<u>2015</u>	<u>2014</u>	<u>2013</u>	<u>2012</u>	<u>2011</u>	<u>2010</u>
\$ 331,539	\$ 289,951	\$ 310,590	\$ 327,775	\$ 341,454	\$ 351,376
<u>(331,539)</u>	<u>(289,951)</u>	<u>(310,590)</u>	<u>(327,775)</u>	<u>(341,454)</u>	<u>(351,376)</u>
<u>\$ -</u>	<u>\$ -</u>	<u>\$ -</u>	<u>\$ -</u>	<u>\$ -</u>	<u>\$ -</u>
\$ 2,368,136	\$ 2,230,392	\$ 2,389,154	\$ 2,521,346	\$ 2,626,569	\$ 2,702,892
14.00%	13.00%	13.00%	13.00%	13.00%	13.00%

**PUTNAM COUNTY EDUCATIONAL SERVICE CENTER  
PUTNAM COUNTY, OHIO**

SCHEDULES OF REQUIRED SUPPLEMENTARY INFORMATION

SCHEDULE OF THE ESC'S PROPORTIONATE SHARE OF  
THE NET OPEB LIABILITY  
SCHOOL EMPLOYEES RETIREMENT SYSTEM (SERS) OF OHIO

LAST THREE FISCAL YEARS

	<u>2019</u>	<u>2018</u>	<u>2017</u>
ESC's proportion of the net OPEB liability	0.03318300%	0.03419070%	0.03342692%
ESC's proportionate share of the net OPEB liability	\$ 920,586	\$ 917,589	\$ 952,791
ESC's covered payroll	\$ 1,090,304	\$ 1,069,971	\$ 1,027,207
ESC's proportionate share of the net OPEB liability as a percentage of its covered payroll	84.43%	85.76%	92.76%
Plan fiduciary net position as a percentage of the total OPEB liability	13.57%	12.46%	11.49%

Note: Information prior to 2017 was unavailable. Schedule is intended to show information for 10 years. Additional years will be displayed as they become available.

Amounts presented for each fiscal year were determined as of the ESC's measurement date which is the prior year-end.

SEE ACCOMPANYING NOTES TO THE REQUIRED SUPPLEMENTARY INFORMATION



**PUTNAM COUNTY EDUCATIONAL SERVICE CENTER  
PUTNAM COUNTY, OHIO**

SCHEDULES OF REQUIRED SUPPLEMENTARY INFORMATION

SCHEDULE OF THE ESC'S PROPORTIONATE SHARE OF  
THE NET OPEB LIABILITY/ASSET  
STATE TEACHERS RETIREMENT SYSTEM (STRS) OF OHIO

LAST THREE FISCAL YEARS

	<u>2019</u>	<u>2018</u>	<u>2017</u>
ESC's proportion of the net OPEB liability/asset	0.02234733%	0.02320522%	0.02250357%
ESC's proportionate share of the net OPEB liability/(asset)	\$ (359,099)	\$ 905,382	\$ 1,203,497
ESC's covered payroll	\$ 2,409,286	\$ 2,240,471	\$ 2,388,579
ESC's proportionate share of the net OPEB liability/asset as a percentage of its covered payroll	14.90%	40.41%	50.39%
Plan fiduciary net position as a percentage of the total OPEB liability/asset	176.00%	47.10%	37.30%

Note: Information prior to 2017 was unavailable. Schedule is intended to show information for 10 years. Additional years will be displayed as they become available.

Amounts presented for each fiscal year were determined as of the ESC's measurement date which is the prior year-end.

SEE ACCOMPANYING NOTES TO THE REQUIRED SUPPLEMENTARY INFORMATION

**PUTNAM COUNTY EDUCATIONAL SERVICE CENTER  
PUTNAM COUNTY, OHIO**

SCHEDULES OF REQUIRED SUPPLEMENTARY INFORMATION

SCHEDULE OF ESC OPEB CONTRIBUTIONS  
SCHOOL EMPLOYEES RETIREMENT SYSTEM (SERS) OF OHIO

LAST TEN FISCAL YEARS

	<u>2019</u>	<u>2018</u>	<u>2017</u>	<u>2016</u>
Contractually required contribution	\$ 28,263	\$ 23,511	\$ 17,779	\$ 12,233
Contributions in relation to the contractually required contribution	<u>(28,263)</u>	<u>(23,511)</u>	<u>(17,779)</u>	<u>(12,233)</u>
Contribution deficiency (excess)	<u>\$ -</u>	<u>\$ -</u>	<u>\$ -</u>	<u>\$ -</u>
ESC's covered payroll	\$ 1,256,681	\$ 1,090,304	\$ 1,069,971	\$ 1,027,207
Contributions as a percentage of covered payroll	2.25%	2.16%	1.66%	1.19%

SEE ACCOMPANYING NOTES TO THE REQUIRED SUPPLEMENTARY INFORMATION

<u>2015</u>	<u>2014</u>	<u>2013</u>	<u>2012</u>	<u>2011</u>	<u>2010</u>
\$ 26,588	\$ 19,534	\$ 21,361	\$ 24,354	\$ 34,439	\$ 23,359
<u>(26,588)</u>	<u>(19,534)</u>	<u>(21,361)</u>	<u>(24,354)</u>	<u>(34,439)</u>	<u>(23,359)</u>
<u>\$ -</u>	<u>\$ -</u>	<u>\$ -</u>	<u>\$ -</u>	<u>\$ -</u>	<u>\$ -</u>
\$ 1,004,765	\$ 1,245,505	\$ 938,353	\$ 947,896	\$ 1,001,225	\$ 1,024,402
2.65%	1.57%	2.28%	2.57%	3.44%	2.28%

**PUTNAM COUNTY EDUCATIONAL SERVICE CENTER  
PUTNAM COUNTY, OHIO**

SCHEDULES OF REQUIRED SUPPLEMENTARY INFORMATION

SCHEDULE OF ESC OPEB CONTRIBUTIONS  
STATE TEACHERS RETIREMENT SYSTEM (STRS) OF OHIO

LAST TEN FISCAL YEARS

	<u>2019</u>	<u>2018</u>	<u>2017</u>	<u>2016</u>
Contractually required contribution	\$ -	\$ -	\$ -	\$ -
Contributions in relation to the contractually required contribution	<u>-</u>	<u>-</u>	<u>-</u>	<u>-</u>
Contribution deficiency (excess)	<u>\$ -</u>	<u>\$ -</u>	<u>\$ -</u>	<u>\$ -</u>
ESC's covered payroll	\$ 2,533,671	\$ 2,409,286	\$ 2,240,471	\$ 2,388,579
Contributions as a percentage of covered payroll	0.00%	0.00%	0.00%	0.00%

SEE ACCOMPANYING NOTES TO THE REQUIRED SUPPLEMENTARY INFORMATION

<u>2015</u>	<u>2014</u>	<u>2013</u>	<u>2012</u>	<u>2011</u>	<u>2010</u>
\$ -	\$ 21,762	\$ 23,892	\$ 25,213	\$ 26,266	\$ 27,029
-	(21,762)	(23,892)	(25,213)	(26,266)	(27,029)
<u>\$ -</u>	<u>\$ -</u>	<u>\$ -</u>	<u>\$ -</u>	<u>\$ -</u>	<u>\$ -</u>
\$ 2,368,136	\$ 2,230,392	\$ 2,389,154	\$ 2,521,346	\$ 2,626,569	\$ 2,702,892
0.00%	1.00%	1.00%	1.00%	1.00%	1.00%

**PUTNAM COUNTY EDUCATIONAL SERVICE CENTER  
PUTNAM COUNTY, OHIO**

NOTES TO THE REQUIRED SUPPLEMENTARY INFORMATION  
FOR THE FISCAL YEAR ENDED JUNE 30, 2019

---

PENSION

---

*SCHOOL EMPLOYEES RETIREMENT SYSTEM (SERS) OF OHIO*

Changes in benefit terms: There were no changes in benefit terms from the amounts reported for fiscal years 2014-2017. For fiscal year 2018, SERS changed from a fixed 3% annual increase to a Cost of Living Adjustment (COLA) based on the changes in the Consumer Price Index (CPI-W), with a cap of 2.5% and a floor of 0%. There were no changes in benefit terms from the amounts previously reported for fiscal year 2019.

Changes in assumptions: There were no changes in methods and assumptions used in the calculation of actuarial determined contributions for fiscal years 2014-2016. For fiscal year 2017, the following changes of assumptions affected the total pension liability since the prior measurement date: (a) the assumed rate of inflation was reduced from 3.25% to 3.00%, (b) payroll growth assumption was reduced from 4.00% to 3.50%, (c) assumed real wage growth was reduced from 0.75% to 0.50%, (d) Rates of withdrawal, retirement and disability were updated to reflect recent experience, (e) mortality among active members was updated to RP-2014 Blue Collar Mortality Table with fully generational projection and a five year age set-back for both males and females, (f) mortality among service retired members, and beneficiaries was updated to the following RP-2014 Blue Collar Mortality Table with fully generational projection with Scale BB, 120% of male rates, and 110% of female rates, (g) mortality among disabled members was updated to RP-2000 Disabled Mortality Table, 90% for male rates and 100% for female rates, set back five years is used for the period after disability retirement and (h) the discount rate was reduced from 7.75% to 7.50%. There were no changes in methods and assumptions used in the calculation of actuarial determined contributions for fiscal years 2018-2019.

*STATE TEACHERS RETIREMENT SYSTEM (STRS) OF OHIO*

Changes in benefit terms: There were no changes in benefit terms from the amounts reported for fiscal years 2014-2017. For fiscal year 2018, STRS decreased the Cost of Living Adjustment (COLA) to zero. There were no changes in benefit terms from amounts previously reported for fiscal year 2019.

Changes in assumptions: There were no changes in methods and assumptions used in the calculation of actuarial determined contributions for fiscal years 2014-2017. For fiscal year 2018, the following changes of assumption affected the total pension liability since the prior measurement date: (a) the long term expected rate of return was reduced from 7.75% to 7.45%, (b) the inflation assumption was lowered from 2.75% to 2.50%, (c) the payroll growth assumption was lowered to 3.00%, (d) total salary increases rate was lowered by decreasing the merit component of the individual salary increases, in addition to a decrease of 0.25% due to lower inflation (e) the healthy and disabled mortality assumptions were updated to the RP-2014 mortality tables with generational improvement scale MP-2016 and (f) rates of retirement, termination and disability were modified to better reflect anticipated future experience. There were no changes in methods and assumptions used in the calculation of actuarial determined contributions for fiscal year 2019.

(Continued)

**PUTNAM COUNTY EDUCATIONAL SERVICE CENTER  
PUTNAM COUNTY, OHIO**

NOTES TO THE REQUIRED SUPPLEMENTARY INFORMATION (CONTINUED)  
FOR THE FISCAL YEAR ENDED JUNE 30, 2019

**OTHER POSTEMPLOYMENT BENEFITS (OPEB)**

---

*SCHOOL EMPLOYEES RETIREMENT SYSTEM (SERS) OF OHIO*

Changes in benefit terms: There were no changes in benefit terms from the amounts previously reported for fiscal years 2017-2019.

Changes in assumptions: There were no changes in methods and assumptions used in the calculation of actuarial determined contributions for fiscal year 2017. For fiscal year 2018, the following changes of assumptions affected the total OPEB liability since the prior measurement date: (a) assumed rate of inflation was reduced from 3.25% to 3.00%, (b) payroll growth assumption was reduced from 4.00% to 3.50%, (c) assumed real wage growth was reduced from 0.75% to 0.50%, (d) rates of withdrawal, retirement, and disability were updated to reflect recent experience, (e) mortality among active members was updated to the following: RP-2014 Blue Collar Mortality Table with fully generational projection and a five-year age set-back for both males and females, (f) mortality among service retired members, and beneficiaries was updated to the following: RP-2014 Blue Collar Mortality Table with fully generational projection with Scale BB, 120% of male rates, and 110% of female rates, (g) mortality among disabled members was updated to the following: RP-2000 Disabled Mortality Table, 90% for male rates and 100% for female rates, set back five years is used for the period after disability retirement, (h) the municipal bond index rate increased from 2.92% to 3.56% and (i) the single equivalent interest rate, net of plan investment expense, including price inflation increased from 2.98% to 3.63%. For fiscal year 2019, the following changes of assumptions affected the total OPEB liability since the prior measurement date: (a) the discount rate increased from 3.63% to 3.70%, (b) the health care cost trend rate for Medicare were changed from a range of 5.50%-5.00% to a range of 5.375%-4.75% and Pre-Medicare were changed from a range of 7.50%-5.00% to a range of 7.25%-4.75%, (c) the municipal bond index rate increased from 3.56% to 3.62% and (i) the single equivalent interest rate, net of plan investment expense, including price inflation increased from 3.63% to 3.70%.

*STATE TEACHERS RETIREMENT SYSTEM (STRS) OF OHIO*

Changes in benefit terms: There were no changes in benefit terms from the amounts previously reported for fiscal year 2017. For fiscal year 2018, STRS reduced the subsidy multiplier for non-Medicare benefit recipients from 2.1% to 1.9% per year of service. Medicare Part B premium reimbursements were discontinued for certain survivors and beneficiaries and all remaining Medicare Part B premium reimbursements will be discontinued beginning January 2019. For fiscal year 2019, STRS increased the subsidy multiplier for non-Medicare benefit recipients from 1.9% to 1.944% per year of service effective January 1, 2019. The non-Medicare frozen subsidy base premium was increased January 1, 2019 and all remaining Medicare Part B premium reimbursements will be discontinued beginning January 1, 2020.

Changes in assumptions: There were no changes in methods and assumptions used in the calculation of actuarial determined contributions for fiscal year 2017. For fiscal year 2018, the following changes of assumption affected the total OPEB liability since the prior measurement date: (a) the discount rate was increased from 3.26% to 4.13% based on the methodology defined under GASB Statement No. 74, Financial Reporting for Postemployment Benefit Plans Other Than Pension Plans (OPEB), (b) the long term expected rate of return was reduced from 7.75% to 7.45%, (c) valuation year per capita health care costs were updated, and the salary scale was modified, (d) the percentage of future retirees electing each option was updated based on current data and the percentage of future disabled retirees and terminated vested participants electing health coverage were decreased and (e) the assumed mortality, disability, retirement, withdrawal and future health care cost trend rates were modified along with the portion of rebated prescription drug costs. For fiscal year 2019, the following changes of assumptions affected the total OPEB liability since the prior measurement date: (a) the discount rate was increased from the blended rate of 4.13% to the long-term expected rate of return of 7.45% based on the methodology defined under GASB Statement No. 74, Financial Reporting for Postemployment Benefit Plans Other Than Pension Plans (OPEB) and (b) decrease in trend rates from 6.00%-11.00 initial; 4.50% ultimate down to Medical Pre-Medicare 6.00% and Medicare 5.00% initial; 4.00% ultimate and Prescription Drug Pre-Medicare 8.00% and Medicare (5.23%) initial; 4.00% ultimate.

**This page intentionally left blank.**



**PUTNAM COUNTY EDUCATIONAL SERVICE CENTER  
PUTNAM COUNTY**

**SCHEDULE OF EXPENDITURES OF FEDERAL AWARDS  
FOR THE FISCAL YEAR ENDED JUNE 30, 2019**

<b>FEDERAL GRANTOR</b> <i>Pass through Grantor</i> <b>Program / Cluster Title</b>	<b>Federal CFDA Number</b>	<b>Total Federal Expenditures</b>
<b>U.S. DEPARTMENT OF AGRICULTURE</b> <i>Passed Through Ohio Department of Education</i>		
<u>Child Nutrition Cluster:</u>		
Summer Food Service Program for Children	10.559	\$21,974
Total Child Nutrition Cluster		<u>21,974</u>
<b>U.S. DEPARTMENT OF HEALTH AND HUMAN SERVICES</b> <i>Passed Through Ohio Department of Job and Family Services</i>		
Promoting Safe and Stable Families	93.556	14,547
Stephanie Tubbs Jones Child Welfare Services Program	93.645	<u>1,798</u>
Total U.S. Department of Health and Human Services		<u>16,345</u>
<b>U.S. DEPARTMENT OF EDUCATION</b> <i>Passed Through Ohio Department of Education</i>		
Migrant Education State Grant Program	84.011	207,118
Twenty-First Century Community Learning Centers	84.287	31,104
<u>Special Education Cluster:</u>		
Special Education Grants to States	84.027	946,775
Special Education Preschool Grants	84.173	<u>22,553</u>
Total Special Education Cluster		969,328
<i>Passed Through Ohio Department of Developmental Disabilities</i>		
Special Education - Grants for Infants and Families	84.181	<u>71,911</u>
Total U.S. Department of Education		<u>1,279,461</u>
<b>Total Expenditures of Federal Awards</b>		<b><u><u>\$1,317,780</u></u></b>

*The accompanying notes are an integral part of this schedule.*

**PUTNAM COUNTY EDUCATIONAL SERVICE CENTER  
PUTNAM COUNTY**

**NOTES TO THE SCHEDULE OF EXPENDITURES OF FEDERAL AWARDS  
2 CFR 200.510(b)(6)  
FOR THE FISCAL YEAR ENDED JUNE 30, 2019**

**NOTE A – BASIS OF PRESENTATION**

The accompanying Schedule of Expenditures of Federal Awards (the Schedule) includes the federal award activity of Putnam County Educational Service Center, Putnam County, Ohio (the ESC) under programs of the federal government for the year ended June 30, 2019. The information on this Schedule is prepared in accordance with the requirements of Title 2 U.S. Code of Federal Regulations Part 200, *Uniform Administrative Requirements, Cost Principles, and Audit Requirements for Federal Awards* (Uniform Guidance). Because the Schedule presents only a selected portion of the operations of the ESC, it is not intended to and does not present the financial position or changes in net position of the ESC.

**NOTE B – SUMMARY OF SIGNIFICANT ACCOUNTING POLICIES**

Expenditures reported on the Schedule are reported on the cash basis of accounting. Such expenditures are recognized following the cost principles contained in Uniform Guidance wherein certain types of expenditures may or may not be allowable or may be limited as to reimbursement.

**NOTE C – INDIRECT COST RATE**

The ESC has elected not to use the 10-percent de minimis indirect cost rate as allowed under the Uniform Guidance.

**NOTE D – MATCHING REQUIREMENTS**

Certain Federal programs require the ESC to contribute non-Federal funds (matching funds) to support the Federally-funded programs. The ESC has met its matching requirements. The Schedule does not include the expenditure of non-Federal matching funds.



One Government Center, Suite 1420  
Toledo, Ohio 43604-2246  
(419) 245-2811 or (800) 443-9276  
NorthwestRegion@ohioauditor.gov

**INDEPENDENT AUDITOR'S REPORT ON INTERNAL CONTROL OVER  
FINANCIAL REPORTING AND ON COMPLIANCE AND OTHER MATTERS  
REQUIRED BY GOVERNMENT AUDITING STANDARDS**

Putnam County Educational Service Center  
Putnam County  
124 Putnam Parkway  
Ottawa, Ohio 45875-8657

To the Governing Board:

We have audited, in accordance with auditing standards generally accepted in the United States and the Comptroller General of the United States' *Government Auditing Standards*, the financial statements of the governmental activities, each major fund, and the aggregate remaining fund information of Putnam County Educational Service Center, Putnam County, Ohio (the ESC) as of and for the year ended June 30, 2019, and the related notes to the financial statements, which collectively comprise the ESC's basic financial statements and have issued our report thereon dated March 16, 2020.

***Internal Control Over Financial Reporting***

As part of our financial statement audit, we considered the ESC's internal control over financial reporting (internal control) to determine the audit procedures appropriate in the circumstances to the extent necessary to support our opinions on the financial statements, but not to the extent necessary to opine on the effectiveness of the ESC's internal control. Accordingly, we have not opined on it.

A *deficiency in internal control* exists when the design or operation of a control does not allow management or employees, when performing their assigned functions, to prevent, or detect and timely correct misstatements. A *material weakness* is a deficiency, or combination of internal control deficiencies resulting in a reasonable possibility that internal control will not prevent or detect and timely correct a material misstatement of the ESC's financial statements. A *significant deficiency* is a deficiency, or a combination of deficiencies, in internal control that is less severe than a material weakness, yet important enough to merit attention by those charged with governance.

Our consideration of internal control was for the limited purpose described in the first paragraph of this section and was not designed to identify all internal control deficiencies that might be material weaknesses or significant deficiencies. Therefore, unidentified material weaknesses or significant deficiencies may exist. We did identify a certain deficiency in internal control, described in the accompanying schedule of findings that we consider a material weakness. We consider finding 2019-001 to be a material weakness.

***Compliance and Other Matters***

As part of reasonably assuring whether the ESC's financial statements are free of material misstatement, we tested its compliance with certain provisions of laws, regulations, contracts, and grant agreements, noncompliance with which could directly and materially affect the determination of financial statement amounts. However, opining on compliance with those provisions was not an objective of our audit and accordingly, we do not express an opinion. The results of our tests disclosed no instances of noncompliance or other matters we must report under *Government Auditing Standards*.

***ESC's Response to Finding***

The ESC's response to the finding identified in our audit is described in the accompanying schedule of findings and corrective action plan. We did not subject the ESC's response to the auditing procedures applied in the audit of the financial statements and, accordingly, we express no opinion on it.

***Purpose of this Report***

This report only describes the scope of our internal control and compliance testing and our testing results, and does not opine on the effectiveness of the ESC's internal control or on compliance. This report is an integral part of an audit performed under *Government Auditing Standards* in considering the ESC's internal control and compliance. Accordingly, this report is not suitable for any other purpose.



Keith Faber  
Auditor of State

Columbus, Ohio

March 16, 2020



One Government Center, Suite 1420  
Toledo, Ohio 43604-2246  
(419) 245-2811 or (800) 443-9276  
NorthwestRegion@ohioauditor.gov

**INDEPENDENT AUDITOR'S REPORT ON COMPLIANCE WITH REQUIREMENTS  
APPLICABLE TO THE MAJOR FEDERAL PROGRAM AND ON INTERNAL CONTROL OVER  
COMPLIANCE REQUIRED BY THE UNIFORM GUIDANCE**

Putnam County Educational Service Center  
Putnam County  
124 Putnam Parkway  
Ottawa, Ohio 45875-8657

To the Governing Board:

***Report on Compliance for the Major Federal Program***

We have audited Putnam County Educational Service Center, Putnam County, Ohio's (the ESC) compliance with the applicable requirements described in the U.S. Office of Management and Budget (OMB) *Compliance Supplement* that could directly and materially affect Putnam County Educational Service Center's major federal program for the year ended June 30, 2019. The *Summary of Auditor's Results* in the accompanying schedule of findings identifies the ESC's major federal program.

***Management's Responsibility***

The ESC's Management is responsible for complying with federal statutes, regulations, and the terms and conditions of its federal awards applicable to its federal programs.

***Auditor's Responsibility***

Our responsibility is to opine on the ESC's compliance for the ESC's major federal program based on our audit of the applicable compliance requirements referred to above. Our compliance audit followed auditing standards generally accepted in the United States of America; the standards for financial audits included in the Comptroller General of the United States' *Government Auditing Standards*; and the audit requirements of Title 2 U.S. *Code of Federal Regulations* Part 200, *Uniform Administrative Requirements, Cost Principles, and Audit Requirements for Federal Awards* (Uniform Guidance). These standards and the Uniform Guidance require us to plan and perform the audit to reasonably assure whether noncompliance with the applicable compliance requirements referred to above that could directly and materially affect a major federal program occurred. An audit includes examining, on a test basis, evidence about the ESC's compliance with those requirements and performing such other procedures as we considered necessary in the circumstances.

We believe our audit provides a reasonable basis for our compliance opinion on the ESC's major program. However, our audit does not provide a legal determination of the ESC's compliance.

***Opinion on the Major Federal Program***

In our opinion, Putnam County Educational Service Center complied, in all material respects with the compliance requirements referred to above that could directly and materially affect its major federal program for the year ended June 30, 2019.

***Report on Internal Control Over Compliance***

The ESC's management is responsible for establishing and maintaining effective internal control over compliance with the applicable compliance requirements referred to above. In planning and performing our compliance audit, we considered the ESC's internal control over compliance with the applicable requirements that could directly and materially affect a major federal program, to determine our auditing procedures appropriate for opining on the federal program's compliance and to test and report on internal control over compliance in accordance with the Uniform Guidance, but not to the extent needed to opine on the effectiveness of internal control over compliance. Accordingly, we have not opined on the effectiveness of the ESC's internal control over compliance.

*A deficiency in internal control over compliance* exists when the design or operation of a control over compliance does not allow management or employees, when performing their assigned functions, to prevent, or to timely detect and correct, noncompliance with a federal program's applicable compliance requirement. *A material weakness in internal control over compliance* is a deficiency, or combination of deficiencies, in internal control over compliance, such that there is a reasonable possibility that material noncompliance with a federal program compliance requirement will not be prevented, or timely detected and corrected. *A significant deficiency in internal control over compliance* is a deficiency, or a combination of deficiencies, in internal control over compliance with federal program's applicable compliance requirement that is less severe than a material weakness in internal control over compliance, yet important enough to merit attention by those charged with governance.

Our consideration of internal control over compliance was for the limited purpose described in the first paragraph of this section and would not necessarily identify all deficiencies in internal control over compliance that might be material weaknesses or significant deficiencies. We did not identify any deficiencies in internal control over compliance that we consider to be material weaknesses. However, material weaknesses may exist that have not been identified.

This report only describes the scope of our internal control over compliance tests and the results of this testing based on Uniform Guidance requirements. Accordingly, this report is not suitable for any other purpose.



Keith Faber  
Auditor of State

Columbus, Ohio

March 16, 2020

**PUTNAM COUNTY EDUCATIONAL SERVICE CENTER  
PUTNAM COUNTY**

**SCHEDULE OF FINDINGS  
2 CFR § 200.515  
JUNE 30, 2019**

**1. SUMMARY OF AUDITOR'S RESULTS**

<b>(d)(1)(i)</b>	<b>Type of Financial Statement Opinion</b>	Unmodified
<b>(d)(1)(ii)</b>	<b>Were there any material weaknesses in internal control reported at the financial statement level (GAGAS)?</b>	Yes
<b>(d)(1)(ii)</b>	<b>Were there any significant deficiencies in internal control reported at the financial statement level (GAGAS)?</b>	No
<b>(d)(1)(iii)</b>	<b>Was there any reported material noncompliance at the financial statement level (GAGAS)?</b>	No
<b>(d)(1)(iv)</b>	<b>Were there any material weaknesses in internal control reported for major federal programs?</b>	No
<b>(d)(1)(iv)</b>	<b>Were there any significant deficiencies in internal control reported for major federal programs?</b>	No
<b>(d)(1)(v)</b>	<b>Type of Major Programs' Compliance Opinion</b>	Unmodified
<b>(d)(1)(vi)</b>	<b>Are there any reportable findings under 2 CFR § 200.516(a)?</b>	No
<b>(d)(1)(vii)</b>	<b>Major Programs (list):</b>	Special Education Cluster
<b>(d)(1)(viii)</b>	<b>Dollar Threshold: Type A/B Programs</b>	Type A: > \$ 750,000 Type B: all others
<b>(d)(1)(ix)</b>	<b>Low Risk Auditee under 2 CFR §200.520?</b>	No

**2. FINDINGS RELATED TO THE FINANCIAL STATEMENTS  
REQUIRED TO BE REPORTED IN ACCORDANCE WITH GAGAS**

**FINDING NUMBER 2019-001**

**Financial Reporting – Material Weakness**

In our audit engagement letter, as required by AU-C Section 210, *Terms of Engagement*, paragraph .06, management acknowledged its responsibility for the preparation and fair presentation of their financial statements; this responsibility includes designing, implementing and maintaining internal control relevant to preparing and fairly presenting financial statements free from material misstatement, whether due to fraud or error as discussed in AU-C Section 210 paragraphs .A14 & .A16. Governmental Accounting Standards Board (GASB) Cod. 1100 paragraph .101 states a governmental accounting system must make it possible both: (a) to present fairly and with full disclosure the funds and activities of the governmental unit in conformity with generally accepted accounting principles, and (b) to determine and demonstrate compliance with finance-related legal and contractual provisions.

Title I Migrant Children Fund actual expenditures were overstated due to invalid outstanding encumbrances in the amount of \$15,277 on the Schedule of Revenues, Expenditures and Changes in Fund Balance – Budget and Actual (Non-GAAP Budgetary Basis) – Title I Migrant Children Fund.

This error was the result of inadequate policies and procedures in reviewing the financial statements. Failure to complete accurate financial statements could lead to the Board making misinformed decisions. The accompanying financial statements and notes to the financial statements have been adjusted to correct this and another error. An additional error was noted in a smaller relative amount.

To help ensure the ESC's financial statements and notes to the financial statements are complete and accurate, the Board should adopt policies and procedures, including a final review of the financial statements and notes to the financial statements by the Treasurer and the Board, to identify and correct errors and omissions.

**Officials' Response:**

See Corrective Action Plan

**3. FINDINGS FOR FEDERAL AWARDS**

**None.**



# PUTNAM COUNTY EDUCATIONAL SERVICE CENTER

**COUNTY BOARD MEMBERS**

Daryl E. Amstutz, Pandora  
 William F. Goecke, Glandorf  
 Virgil P. Hohlbein, Ottoville  
 Lillian L. McKibben, Continental  
 Marilyn M. Weber, Ottawa

Michael Siebeneck, Treasurer

**DR. JAN L. OSBORN, Superintendent**

124 PUTNAM PARKWAY

OTTAWA, OHIO 45875

TELEPHONE (419) 523-5951


FAX (419) 523-6126

**COUNTY SERVICES**

General Education Coordination  
 Special Education Services /  
 Coordination  
 Preschool & Early Childhood  
 Education/Coordination  
 Alternative Education Program  
 Substance Abuse Prevention  
 Technology Coordination  
 Attendance Officer  
 Grants Management

## SUMMARY SCHEDULE OF PRIOR AUDIT FINDINGS 2 CFR 200.511(b) JUNE 30, 2019

Finding Number	Finding Summary	Status	Additional Information
2018-001	This finding was first reported in 2018. Material weakness for lack of monitoring of financial transactions resulting in errors in the financial statements.	Not corrected and reissued as Finding 2019-001 in this report.	The ESC will monitor encumbrances and receivables more closely, during the conversion between cash and GAAP financial statements, to prevent this issue from happening in future conversions.



### LOCAL SCHOOL DISTRICTS

Columbus Grove - Continental - Jennings - Kalida - Leipsic - Miller City-New Cleveland  
 Ottawa-Glandorf - Ottoville - Pandora-Gilboa

# PUTNAM COUNTY EDUCATIONAL SERVICE CENTER

## COUNTY BOARD MEMBERS

Daryl E. Amstutz, Pandora  
William F. Goecke, Glandorf  
Virgil P. Hohlbein, Ottoville  
Lillian L. McKibben, Continental  
Marilyn M. Weber, Ottawa

Michael Siebeneck, Treasurer

DR. JAN L. OSBORN, Superintendent

124 PUTNAM PARKWAY

OTTAWA, OHIO 45875

TELEPHONE (419) 523-5951

FAX (419) 523-6126

## COUNTY SERVICES

General Education Coordination  
Special Education Services /  
Coordination  
Preschool & Early Childhood  
Education/Coordination  
Alternative Education Program  
Substance Abuse Prevention  
Technology Coordination  
Attendance Officer  
Grants Management

### **CORRECTIVE ACTION PLAN 2 CFR § 200.511(c) JUNE 30, 2019**

**Finding Number:**

2019-001

**Planned Corrective Action:**

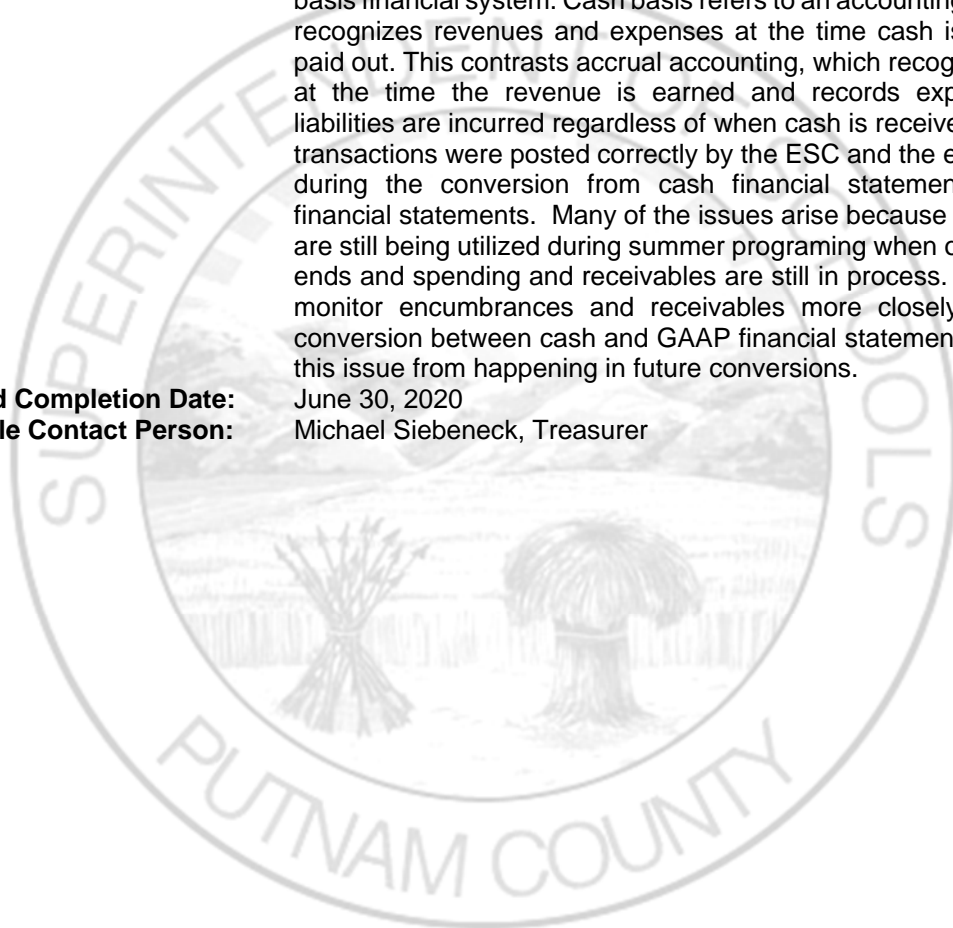
The Putnam County Educational Service Center operates on a cash basis financial system. Cash basis refers to an accounting method that recognizes revenues and expenses at the time cash is received or paid out. This contrasts accrual accounting, which recognizes income at the time the revenue is earned and records expenses when liabilities are incurred regardless of when cash is received or paid. All transactions were posted correctly by the ESC and the error occurred during the conversion from cash financial statements to GAAP financial statements. Many of the issues arise because of grants that are still being utilized during summer programming when our fiscal year ends and spending and receivables are still in process. The ESC will monitor encumbrances and receivables more closely, during the conversion between cash and GAAP financial statements, to prevent this issue from happening in future conversions.

**Anticipated Completion Date:**

June 30, 2020

**Responsible Contact Person:**

Michael Siebeneck, Treasurer



### LOCAL SCHOOL DISTRICTS

Columbus Grove - Continental - Jennings - Kalida - Leipsic - Miller City-New Cleveland  
Ottawa-Glandorf - Ottoville - Pandora-Gilboa

# OHIO AUDITOR OF STATE KEITH FABER



**PUTNAM COUNTY EDUCATIONAL SERVICE CENTER**

**PUTNAM COUNTY**

## **CLERK'S CERTIFICATION**

**This is a true and correct copy of the report which is required to be filed in the Office of the Auditor of State pursuant to Section 117.26, Revised Code, and which is filed in Columbus, Ohio.**

*Susan Babbitt*

**CLERK OF THE BUREAU**

**CERTIFIED  
MARCH 31, 2020**