



OHIO AUDITOR OF STATE
KEITH FABER



**MECHANICSBURG EXEMPTED VILLAGE SCHOOL DISTRICT
CHAMPAIGN COUNTY
JUNE 30, 2019 AND 2018**

TABLE OF CONTENTS

TITLE	PAGE	
Independent Auditor’s Report	1	
Prepared by Management:		
Management’s Discussion and Analysis For the Fiscal Year Ended June 30, 2019	3	
Basic Financial Statements:		
Government-wide Financial Statements:		
Statement of Net Position - June 30, 2019	14	
Statement of Activities		
For the Fiscal Year Ended June 30, 2019.....	15	
Fund Financial Statements:		
Balance Sheet		
Governmental Funds - June 30, 2019.....	16	
Reconciliation of Total Governmental Fund Balances to Net Position of Governmental Activities - June 30, 2019		17
Statement of Revenues, Expenditures and Changes in Fund Balances Governmental Funds - For the Fiscal Year Ended June 30, 2019.....		18
Reconciliation of the Statement of Revenues, Expenditures and Changes in Fund Balances of Governmental Funds to the Statement of Activities - For the Fiscal Year Ended June 30, 2019.....		19
Statement of Revenues, Expenditures and Changes in Fund Balance – Budget and Actual (Non-GAAP Budgetary Basis) General Fund - For the Fiscal Year Ended June 30, 2019		20
Statement of Fiduciary Net Position		
Fiduciary Funds - June 30, 2019.....	21	
Statement of Changes in Fiduciary Net Position		
Fiduciary Funds - For the Fiscal Year Ended June 30, 2019.....	22	
Notes to the Basic Financial Statements		
For the Fiscal Year Ended June 30, 2019	23	
Required Supplementary Information:		
Schedule of the District’s Proportionate Share of the Net Pension Liability:		
School Employees Retirement System (SERS) of Ohio.....	64	
State Teachers Retirement System (STRS) of Ohio	66	
Schedule of District Pension Contributions:		
School Employees Retirement System (SERS) of Ohio	68	
State Teachers Retirement System (STRS) of Ohio.....	70	

**MECHANICSBURG EXEMPTED VILLAGE SCHOOL DISTRICT
CHAMPAIGN COUNTY
JUNE 30, 2019 AND 2018**

**TABLE OF CONTENTS
(Continued)**

TITLE	PAGE
Schedule of the District's Proportionate Share of the Net OPEB Liability/(Asset):	
School Employees Retirement System (SERS) of Ohio.....	72
State Teachers Retirement System (STRS) of Ohio	73
Schedule of District OPEB Contributions:	
School Employees Retirement System (SERS) of Ohio	74
State Teachers Retirement System (STRS) of Ohio.....	76
Notes to the Required Supplementary Information - For the Fiscal Year Ended June 30, 2019	78
Management's Discussion and Analysis For the Fiscal Year Ended June 30, 2018	81
Basic Financial Statements:	
Government-wide Financial Statements:	
Statement of Net Position - June 30, 2018	93
Statement of Activities For the Fiscal Year Ended June 30, 2018.....	94
Fund Financial Statements:	
Balance Sheet Governmental Funds - June 30, 2018.....	95
Reconciliation of Total Governmental Fund Balances to Net Position of Governmental Activities - June 30, 2018.....	96
Statement of Revenues, Expenditures and Changes in Fund Balances Governmental Funds - For the Fiscal Year Ended June 30, 2018.....	97
Reconciliation of the Statement of Revenues, Expenditures and Changes in Fund Balances of Governmental Funds to the Statement of Activities - For the Fiscal Year Ended June 30, 2018.....	98
Statement of Revenues, Expenditures and Changes in Fund Balance – Budget and Actual (Non-GAAP Budgetary Basis) General Fund - For the Fiscal Year Ended June 30, 2018	99
Statement of Fiduciary Net Position Fiduciary Funds - June 30, 2018.....	100
Statement of Changes in Fiduciary Net Position Fiduciary Funds - For the Fiscal Year Ended June 30, 2018.....	101
Notes to the Basic Financial Statements For the Fiscal Year Ended June 30, 2018	103

**MECHANICSBURG EXEMPTED VILLAGE SCHOOL DISTRICT
CHAMPAIGN COUNTY
JUNE 30, 2019 AND 2018**

**TABLE OF CONTENTS
(Continued)**

TITLE	PAGE
Required Supplementary Information:	
Schedule of the District's Proportionate Share of the Net Pension Liability:	
School Employees Retirement System (SERS) of Ohio.....	148
State Teachers Retirement System (STRS) of Ohio	149
Schedule of District Pension Contributions:	
School Employees Retirement System (SERS) of Ohio	150
State Teachers Retirement System (STRS) of Ohio.....	152
Schedule of the District's Proportionate Share of the Net OPEB Liability:	
School Employees Retirement System (SERS) of Ohio.....	154
State Teachers Retirement System (STRS) of Ohio	155
Schedule of District OPEB Contributions:	
School Employees Retirement System (SERS) of Ohio	156
State Teachers Retirement System (STRS) of Ohio.....	158
Notes to Required Supplementary Information –	
For the Fiscal Year Ended June 30, 2018.....	160
Independent Auditor's Report on Internal Control Over	
Financial Reporting and on Compliance and Other Matters	
Required by <i>Government Auditing Standards</i>	
	163
Schedule of Findings.....	165

Page Intentionally Left Blank

OHIO AUDITOR OF STATE KEITH FABER



One First National Plaza
130 West Second Street, Suite 2040
Dayton, Ohio 45402-1502
(937) 285-6677 or (800) 443-9274
WestRegion@ohioauditor.gov

INDEPENDENT AUDITOR'S REPORT

Mechanicsburg Exempted Village School District
Champaign County
60 High Street
Mechanicsburg, Ohio 43044

To the Board of Education:

Report on the Financial Statements

We have audited the accompanying financial statements of the governmental activities, each major fund, and the aggregate remaining fund information of Mechanicsburg Exempted Village School District, Champaign County, Ohio (the District), as of and for the fiscal years ended June 30, 2019 and 2018, and the related notes to the financial statements, which collectively comprise the District's basic financial statements as listed in the table of contents.

Management's Responsibility for the Financial Statements

Management is responsible for preparing and fairly presenting these financial statements in accordance with accounting principles generally accepted in the United States of America; this includes designing, implementing, and maintaining internal control relevant to preparing and fairly presenting financial statements that are free from material misstatement, whether due to fraud or error.

Auditor's Responsibility

Our responsibility is to opine on these financial statements based on our audit. We audited in accordance with auditing standards generally accepted in the United States of America and the financial audit standards in the Comptroller General of the United States' *Government Auditing Standards*. Those standards require us to plan and perform the audit to reasonably assure the financial statements are free from material misstatement.

An audit requires obtaining evidence about financial statement amounts and disclosures. The procedures selected depend on our judgment, including assessing the risks of material financial statement misstatement, whether due to fraud or error. In assessing those risks, we consider internal control relevant to the District's preparation and fair presentation of the financial statements in order to design audit procedures that are appropriate in the circumstances, but not to the extent needed to opine on the effectiveness of the District's internal control. Accordingly, we express no such opinion. An audit also includes evaluating the appropriateness of management's accounting policies and the reasonableness of their significant accounting estimates, as well as our evaluation of the overall financial statement presentation.

We believe the audit evidence we obtained is sufficient and appropriate to support our audit opinions.

Opinion

In our opinion, the financial statements referred to above present fairly, in all material respects, the respective financial position of the governmental activities, each major fund, and the aggregate remaining fund information of Mechanicsburg Exempted Village School District, Champaign County, Ohio, as of June 30, 2019 and 2018, and the respective changes in financial position thereof and the budgetary comparison for the general fund thereof for the fiscal years then ended in accordance with the accounting principles generally accepted in the United States of America.

Emphasis of Matter

As discussed in Note 3 to the financial statements, during fiscal year 2018, the District adopted new accounting guidance in Governmental Accounting Standards Board (GASB) Statement No. 75, *Accounting and Financial Reporting for Postemployment Benefits Other Than Pensions*. We did not modify our opinion regarding this matter. Also, as discussed in fiscal year 2019 Note 18 to the financial statements, during fiscal year 2020, the financial impact of COVID-19 and the ensuing emergency measures will impact subsequent periods of the District. We did not modify our opinion regarding this matter.

Other Matters

Required Supplementary Information

Accounting principles generally accepted in the United States of America require this presentation to include *management's discussion and analysis* and schedules of net pension and other post-employment benefit liabilities and pension and other post-employment benefit contributions listed in the table of contents, to supplement the basic financial statements. Although this information is not part of the basic financial statements, the Governmental Accounting Standards Board considers it essential for placing the basic financial statements in an appropriate operational, economic, or historical context. We applied certain limited procedures to the required supplementary information in accordance with auditing standards generally accepted in the United States of America, consisting of inquiries of management about the methods of preparing the information and comparing the information for consistency with management's responses to our inquiries, to the basic financial statements, and other knowledge we obtained during our audit of the basic financial statements. We do not opine or provide any assurance on the information because the limited procedures do not provide us with sufficient evidence to opine or provide any other assurance.

Other Reporting Required by Government Auditing Standards

In accordance with *Government Auditing Standards*, we have also issued our report dated May 14, 2020, on our consideration of the District's internal control over financial reporting and our tests of its compliance with certain provisions of laws, regulations, contracts and grant agreements and other matters. That report describes the scope of our internal control testing over financial reporting and compliance, and the results of that testing, and does not opine on internal control over financial reporting or on compliance. That report is an integral part of an audit performed in accordance with *Government Auditing Standards* in considering the District's internal control over financial reporting and compliance.



Keith Faber
Auditor of State
Columbus, Ohio

May 14, 2020

**MECHANICSBURG EXEMPTED VILLAGE SCHOOL DISTRICT
CHAMPAIGN COUNTY, OHIO**

MANAGEMENT'S DISCUSSION AND ANALYSIS
FOR THE FISCAL YEAR ENDED JUNE 30, 2019
(UNAUDITED)

The management's discussion and analysis of the Mechanicsburg Exempted Village School District's (the "District") financial performance provides an overall review of the District's financial activities for the fiscal year ended June 30, 2019. The intent of this discussion and analysis is to look at the District's financial performance as a whole; readers should also review the basic financial statements and the notes to the basic financial statements to enhance their understanding of the District's financial performance.

Financial Highlights

Key financial highlights for fiscal year 2019 are as follows:

- In total, net position of governmental activities increased \$1,846,915, which represents a 15.71% increase from 2018's net position.
- General revenues accounted for \$9,977,713 in revenue or 81.79% of all revenues. Program specific revenues in the form of charges for services and sales, grants and contributions accounted for \$2,221,050 or 18.21% of total revenues of \$12,198,763.
- The District had \$10,351,848 in expenses related to governmental activities; \$2,221,050 of these expenses were offset by program specific charges for services and sales, grants or contributions. General revenues supporting governmental activities (primarily taxes and unrestricted grants and entitlements) of \$9,977,713 were adequate to provide for these programs.
- The District's major governmental funds are the general fund and the bond retirement fund. The general fund had \$10,747,567 in revenues and \$9,540,522 in expenditures and other financing uses. During fiscal year 2019, the general fund increased \$1,207,045 from a fund balance of \$7,686,928 to a fund balance of \$8,893,973.
- The bond retirement fund had \$465,168 in revenues and \$493,840 in expenditures. During fiscal year 2019, the fund balance of the bond retirement fund decreased \$28,672 from \$434,014 to \$405,342.

Using these Basic Financial Statements

This annual report consists of a series of financial statements and notes to those statements. These statements are organized so the reader can understand the District as a financial whole, an entire operating entity. The statements then proceed to provide an increasingly detailed look at specific financial activities.

The *statement of net position* and *statement of activities* provide information about the activities of the whole District, presenting both an aggregate view of the District's finances and a longer-term view of those finances. Fund financial statements provide the next level of detail. For governmental funds, these statements tell how services were financed in the short-term as well as what remains for future spending. The fund financial statements also look at the District's most significant funds with all other nonmajor funds presented in total in one column. In the case of the District, the general fund and the bond retirement fund are the most significant funds, and the only governmental funds reported as major funds.

Reporting the District as a Whole

Statement of Net Position and the Statement of Activities

While this document contains the large number of funds used by the District to provide programs and activities, the view of the District as a whole looks at all financial transactions and asks the question, "How did we do financially during 2019?" The statement of net position and the statement of activities answer this question. These statements include all *assets, deferred outflows, liabilities, deferred inflows, revenues and expenses* using the *accrual basis of accounting* similar to the accounting used by most private-sector companies. This basis of accounting will take into account all of the current year's revenues and expenses regardless of when cash is received or paid.

**MECHANICSBURG EXEMPTED VILLAGE SCHOOL DISTRICT
CHAMPAIGN COUNTY, OHIO**

MANAGEMENT'S DISCUSSION AND ANALYSIS
FOR THE FISCAL YEAR ENDED JUNE 30, 2019
(UNAUDITED)

These two statements report the District's *net position* and changes in that position. This change in net position is important because it tells the reader that, for the District as a whole, the *financial position* of the District has improved or diminished. The causes of this change may be the result of many factors, some financial, some not. Non-financial factors include the District's property tax base, current property tax laws in Ohio restricting revenue growth, facility conditions, required educational programs and other factors.

In the statement of net position and the statement of activities, the governmental activities include the District's programs and services, including instruction, support services, operation and maintenance of plant, pupil transportation, extracurricular activities, and food service operations.

The District's statement of net position and statement of activities can be found on pages 14-15 of this report.

Reporting the District's Most Significant Funds

Fund Financial Statements

The analysis of the District's major governmental funds begins on page 10. Fund financial reports provide detailed information about the District's major funds. The District uses many funds to account for a multitude of financial transactions. However, these fund financial statements focus on the District's most significant funds. The District's major governmental funds are the general fund and the bond retirement fund.

Governmental Funds

All of the District's activities are reported in governmental funds, which focus on how money flows into and out of those funds and the balances left at year-end available for spending in future periods. These funds are reported using an accounting method called *modified accrual* accounting, which measures cash and all other *financial assets* that can readily be converted to cash. The governmental fund financial statements provide a detailed *short-term* view of the District's general government operations and the basic services it provides. Governmental fund information helps you determine whether there are more or fewer financial resources that can be spent in the near future to finance educational programs. The relationship (or differences) between governmental *activities* (reported in the statement of net position and the statement of activities) and governmental *funds* is reconciled in the basic financial statements. The basic governmental fund financial statements can be found on pages 16-20 of this report.

Reporting the District's Fiduciary Responsibilities

The District is the trustee, or fiduciary, for its scholarship programs. This activity is presented as a private-purpose trust fund. The District also acts in a trustee capacity as an agent for individuals or other entities. These activities are reported in agency funds. All of the District's fiduciary activities are reported in separate statements of fiduciary net position and changes in fiduciary net position on pages 21 and 22. These activities are excluded from the District's other financial statements because the assets cannot be utilized by the District to finance its operations.

Notes to the Basic Financial Statements

The notes provide additional information that is essential to a full understanding of the data provided in the government-wide and fund financial statements. These notes to the basic financial statements can be found on pages 23-62 of this report.

Required Supplementary Information

In addition to the basic financial statements and accompanying notes, this report also presents certain required supplementary information concerning the District's net pension liability and net OPEB liability. The required supplementary information can be found on pages 64 through 79 of this report.

**MECHANICSBURG EXEMPTED VILLAGE SCHOOL DISTRICT
CHAMPAIGN COUNTY, OHIO**

MANAGEMENT'S DISCUSSION AND ANALYSIS
FOR THE FISCAL YEAR ENDED JUNE 30, 2019
(UNAUDITED)

The District as a Whole

The table below provides a summary of the District's net position at June 30, 2019 and June 30, 2018.

	Net Position	
	Governmental Activities <u>2019</u>	Governmental Activities <u>2018</u>
		\$
<u>Assets</u>		
Current and other assets	13,981,707	12,467,792
Capital assets, net	<u>18,289,061</u>	<u>18,575,082</u>
Total assets	<u>32,270,768</u>	<u>31,042,874</u>
<u>Deferred Outflows of Resources</u>		
Unamortized deferred charges on debt refunding	393,074	424,731
Pension	2,710,098	3,257,696
OPEB	<u>165,769</u>	<u>137,445</u>
Total deferred outflows of resources	<u>3,268,941</u>	<u>3,819,872</u>
<u>Liabilities</u>		
Current liabilities	842,596	1,177,162
Long-term liabilities:		
Due within one year	508,793	458,773
Due in more than one year:		
Net pension liability	9,326,067	9,820,739
Net OPEB liability	955,755	2,219,395
Other amounts	<u>6,214,503</u>	<u>6,600,429</u>
Total liabilities	<u>17,847,714</u>	<u>20,276,498</u>
<u>Deferred Inflows of Resources</u>		
Property taxes levied for next year	2,445,546	2,089,339
Pension	674,570	463,145
OPEB	<u>967,869</u>	<u>276,669</u>
Total deferred inflows of resources	<u>4,087,985</u>	<u>2,829,153</u>
<u>Net Position</u>		
Net investment in capital assets	12,891,022	13,037,833
Restricted	1,147,980	1,273,227
Unrestricted (deficit)	<u>(434,992)</u>	<u>(2,553,965)</u>
Total net position	<u>\$ 13,604,010</u>	<u>\$ 11,757,095</u>

The net pension liability is reported pursuant to Governmental Accounting Standards Board (GASB) Statement 68, "Accounting and Financial Reporting for Pensions—an Amendment of GASB Statement 27." The net other postemployment benefits (OPEB) liability/asset is reported pursuant to GASB Statement 75, "Accounting and Financial Reporting for Postemployment Benefits Other Than Pensions." For reasons discussed below, many end users of this financial statement will gain a clearer understanding of the District's actual financial condition by adding deferred inflows related to pension and OPEB, the net pension liability, and the net OPEB liability to the reported net position and subtracting deferred outflows related to pension and OPEB and the net OPEB asset.

**MECHANICSBURG EXEMPTED VILLAGE SCHOOL DISTRICT
CHAMPAIGN COUNTY, OHIO**

MANAGEMENT'S DISCUSSION AND ANALYSIS
FOR THE FISCAL YEAR ENDED JUNE 30, 2019
(UNAUDITED)

Governmental Accounting Standards Board standards are national and apply to all government financial reports prepared in accordance with generally accepted accounting principles. Prior accounting for pensions (GASB 27) and postemployment benefits (GASB 45) focused on a funding approach. This approach limited pension and OPEB costs to contributions annually required by law, which may or may not be sufficient to fully fund each plan's *net pension liability* or *net OPEB liability*. GASB 68 and GASB 75 take an earnings approach to pension and OPEB accounting; however, the nature of Ohio's statewide pension/OPEB plans and state law governing those systems requires additional explanation in order to properly understand the information presented in these statements.

GASB 68 and GASB 75 require the net pension liability and the net OPEB liability to equal the District's proportionate share of each plan's collective:

1. Present value of estimated future pension/OPEB benefits attributable to active and inactive employees' past service.
2. Minus plan assets available to pay these benefits.

GASB notes that pension and OPEB obligations, whether funded or unfunded, are part of the "employment exchange" – that is, the employee is trading his or her labor in exchange for wages, benefits, and the promise of a future pension and other postemployment benefits. GASB noted that the unfunded portion of this promise is a present obligation of the government, part of a bargained-for benefit to the employee, and should accordingly be reported by the government as a liability since they received the benefit of the exchange. However, the District is not responsible for certain key factors affecting the balance of these liabilities. In Ohio, the employee shares the obligation of funding pension benefits with the employer. Both employer and employee contribution rates are capped by State statute. A change in these caps requires action of both Houses of the General Assembly and approval of the Governor. Benefit provisions are also determined by State statute. The Ohio Revised Code permits, but does not require, the retirement systems to provide healthcare to eligible benefit recipients. The retirement systems may allocate a portion of the employer contributions to provide for these OPEB benefits.

The employee enters the employment exchange with the knowledge that the employer's promise is limited not by contract but by law. The employer enters the exchange also knowing that there is a specific, legal limit to its contribution to the retirement system. In Ohio, there is no legal means to enforce the unfunded liability of the pension/OPEB plan *as against the public employer*. State law operates to mitigate/lessen the moral obligation of the public employer to the employee, because all parties enter the employment exchange with notice as to the law. The retirement system is responsible for the administration of the pension and OPEB plans.

Most long-term liabilities have set repayment schedules or, in the case of compensated absences (i.e. sick and vacation leave), are satisfied through paid time-off or termination payments. There is no repayment schedule for the net pension liability or the net OPEB liability. As explained above, changes in benefits, contribution rates, and return on investments affect the balance of these liabilities but are outside the control of the local government. In the event that contributions, investment returns, and other changes are insufficient to keep up with required payments, State statute does not assign/identify the responsible party for the unfunded portion. Due to the unique nature of how the net pension liability and the net OPEB liability are satisfied, these liabilities are separately identified within the long-term liability section of the statement of net position.

In accordance with GASB 68 and GASB 75, the District's statements prepared on an accrual basis of accounting include an annual pension expense and an annual OPEB expense for their proportionate share of each plan's *change* in net pension liability and net OPEB liability, respectively, not accounted for as deferred inflows/outflows.

Over time, net position can serve as a useful indicator of a government's financial position. At June 30, 2019, the District's assets and deferred outflows of resources exceeded liabilities and deferred inflows of resources by \$13,604,010.

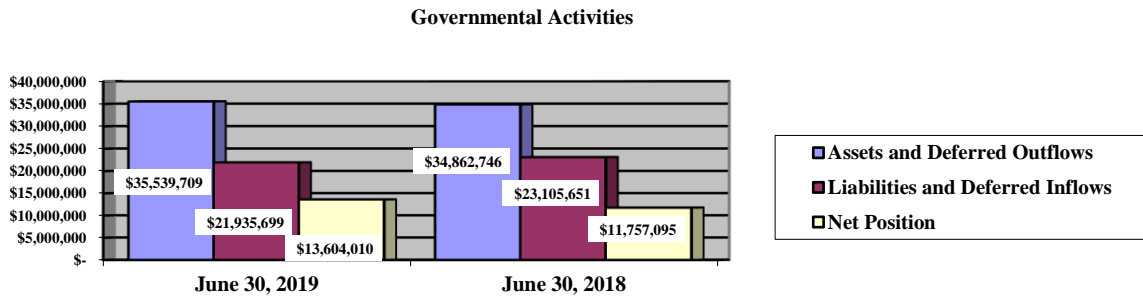
**MECHANICSBURG EXEMPTED VILLAGE SCHOOL DISTRICT
CHAMPAIGN COUNTY, OHIO**

**MANAGEMENT'S DISCUSSION AND ANALYSIS
FOR THE FISCAL YEAR ENDED JUNE 30, 2019
(UNAUDITED)**

At year-end, capital assets represented 56.67% of total assets. Net capital assets decreased due to depreciation expense during the year. Capital assets include land, land improvements, buildings and improvements, furniture and equipment and vehicles. The District's net investment in capital assets at June 30, 2019, was \$12,891,022. These capital assets are used to provide services to the students and are not available for future spending.

A portion of the District's net position, \$1,147,980 represents resources that are subject to external restriction on how they may be used. The remaining balance of unrestricted net position is a deficit of (\$434,992).

The graph below presents the District's assets and deferred outflows, liabilities and deferred inflows and net position at June 30, 2019 and 2018.



The table below shows the change in net position for fiscal years 2019 and 2018.

	Change in Net Position	
	Governmental Activities <u>2019</u>	Governmental Activities <u>2018</u>
<u>Revenues</u>		
Program revenues:		
Charges for services and sales	\$ 1,212,288	\$ 1,230,389
Operating grants and contributions	1,003,127	950,223
Capital grants and contributions	5,635	16,922
General revenues:		
Property taxes	2,524,562	2,673,764
School district income taxes	1,807,585	1,667,736
Grants and entitlements	5,369,470	5,251,075
Investment earnings	230,273	101,064
Other	<u>45,823</u>	<u>66,599</u>
Total revenues	<u>\$ 12,198,763</u>	<u>\$ 11,957,772</u>

- Continued

**MECHANICSBURG EXEMPTED VILLAGE SCHOOL DISTRICT
CHAMPAIGN COUNTY, OHIO**

MANAGEMENT'S DISCUSSION AND ANALYSIS
FOR THE FISCAL YEAR ENDED JUNE 30, 2019
(UNAUDITED)

	Change in Net Position (Continued)	
	Governmental Activities <u>2019</u>	Governmental Activities <u>2018</u>
<u>Expenses</u>		
Program expenses:		
Instruction:		
Regular	\$ 3,887,622	\$ 2,350,837
Special	1,730,919	1,300,610
Vocational	152,878	79,142
Support services:		
Pupil	428,042	268,154
Instructional staff	563,056	311,612
Board of education	31,812	28,078
Administration	810,100	464,765
Fiscal	276,729	315,839
Business	6,611	4,511
Operations and maintenance	891,375	817,285
Pupil transportation	459,951	309,180
Central	3,602	8,734
Food service operations	302,905	257,576
Other non-instructional services	5,811	3,090
Extracurricular activities	594,327	396,494
Interest and fiscal charges	<u>206,108</u>	<u>288,753</u>
Total expenses	<u>10,351,848</u>	<u>7,204,660</u>
Change in net position	1,846,915	4,753,112
Net position at beginning of year	<u>11,757,095</u>	<u>7,003,983</u>
Net position at end of year	<u>\$ 13,604,010</u>	<u>\$ 11,757,095</u>

Governmental Activities

Net position of the District's governmental activities increased \$1,846,915. Total governmental expenses of \$10,351,848 were offset by program revenues of \$2,221,050 and general revenues of \$9,977,713. Program revenues supported 21.46% of the total governmental expenses.

Expenses of the governmental activities increased \$3,147,188 or 43.68%. This increase is primarily the result of the State Teachers Retirement System (STRS) indefinitely suspending the Cost of Living Adjustment ("COLA") and the School Employee Retirement System (SERS) lowering the COLA from 3.00% to 2.50% in fiscal year 2018. These benefit changes caused a decrease to the net pension liability reported at June 30, 2018 and the subsequent expenses reported for fiscal year 2018 when compared to fiscal year 2017.

On an accrual basis, the District reported \$969,281 and (\$2,965,187) in pension expense for fiscal year 2019 and 2018, respectively. In addition, the District reported (\$1,114,181) and (\$322,278) in OPEB expense for fiscal year 2019 and 2018, respectively. The increase in both the net pension expense and the OPEB expense from fiscal year 2018 to fiscal year 2019 was \$3,142,565. This increase is primarily the result of the benefit changes by the retirement systems. Fluctuations in the pension and OPEB expense makes it difficult to compare financial information between years. Pension and OPEB expense are components of program expenses reported on the statement of activities. The District's total expenses for fiscal year 2019 are comparable to total fiscal year 2017 expenses.

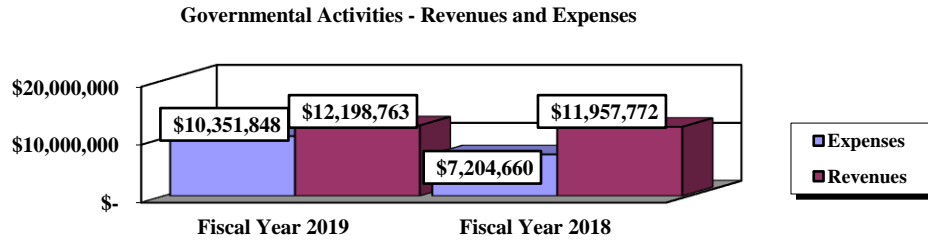
The primary sources of revenue for governmental activities are derived from property taxes, income taxes and unrestricted grants and entitlements. These revenue sources represent 79.53% of total governmental revenue.

**MECHANICSBURG EXEMPTED VILLAGE SCHOOL DISTRICT
CHAMPAIGN COUNTY, OHIO**

MANAGEMENT'S DISCUSSION AND ANALYSIS
FOR THE FISCAL YEAR ENDED JUNE 30, 2019
(UNAUDITED)

The largest expense of the District is for instructional programs. Instruction expenses totaled \$5,771,419 or 55.75% of total governmental expenses for fiscal year 2019.

The graph below presents the District's governmental activities revenue and expenses for fiscal years 2019 and 2018.



The statement of activities shows the cost of program services and the charges for services and grants offsetting those services. The following table shows, for governmental activities, the total cost of services and the net cost of services. That is, it identifies the cost of these services supported by tax revenue and unrestricted State grants and entitlements.

Governmental Activities

	Total Cost of Services <u>2019</u>	Net Cost of Services <u>2019</u>	Total Cost of Services <u>2018</u>	Net Cost of Services <u>2018</u>
Program expenses				
Instruction:				
Regular	\$ 3,887,622	\$ 2,913,056	\$ 2,350,837	\$ 1,335,222
Special	1,730,919	1,004,418	1,300,610	580,700
Vocational	152,878	111,010	79,142	36,117
Support services:				
Pupil	428,042	428,042	268,154	268,154
Instructional staff	563,056	532,445	311,612	293,862
Board of education	31,812	31,812	28,078	28,078
Administration	810,100	810,100	464,765	464,765
Fiscal	276,729	271,094	315,839	298,917
Business	6,611	6,611	4,511	4,511
Operations and maintenance	891,375	886,691	817,285	817,285
Pupil transportation	459,951	420,411	309,180	309,180
Central	3,602	3,602	8,734	8,734
Food service operations	302,905	36,394	257,576	(18,220)
Other non-instructional services	5,811	5,187	3,090	2,390
Extracurricular activities	594,327	463,817	396,494	288,678
Interest and fiscal charges	206,108	206,108	288,753	288,753
Total expenses	<u>\$ 10,351,848</u>	<u>\$ 8,130,798</u>	<u>\$ 7,204,660</u>	<u>\$ 5,007,126</u>

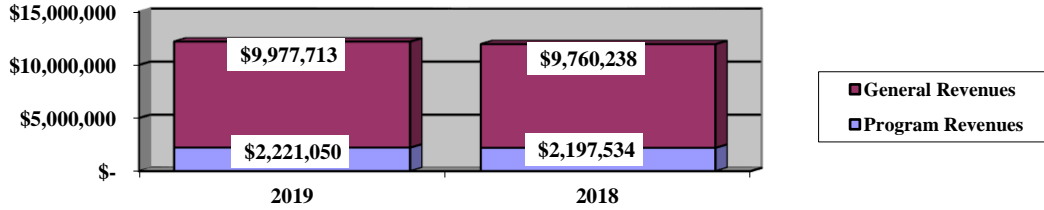
The dependence upon tax and other general revenues for governmental activities is apparent; 69.80% of instruction activities are supported through taxes and other general revenues. For all governmental activities, general revenue support is 78.54%. The District's taxpayers and unrestricted grants and entitlements from the State of Ohio are by far the primary support for District's students.

The graph below presents the District's governmental activities revenue for fiscal year 2019 and 2018.

**MECHANICSBURG EXEMPTED VILLAGE SCHOOL DISTRICT
CHAMPAIGN COUNTY, OHIO**

MANAGEMENT'S DISCUSSION AND ANALYSIS
FOR THE FISCAL YEAR ENDED JUNE 30, 2019
(UNAUDITED)

Governmental Activities - General and Program Revenues



The District's Funds

The District's governmental funds reported a combined fund balance of \$10,062,326, which is \$952,765 higher than last year's total of \$9,109,561. The schedule below indicates the fund balance and the total change in fund balance as of June 30, 2019 and 2018.

	Fund Balance <u>June 30, 2019</u>	Fund Balance <u>June 30, 2018</u>	<u>Change</u>	Percentage <u>Change</u>
General	\$ 8,893,973	\$ 7,686,928	\$ 1,207,045	15.70 %
Bond retirement	405,342	434,014	(28,672)	(6.61) %
Nonmajor governmental	<u>763,011</u>	<u>988,619</u>	<u>(225,608)</u>	(22.82) %
Total	<u>\$ 10,062,326</u>	<u>\$ 9,109,561</u>	<u>\$ 952,765</u>	10.46 %

General Fund

The District's general fund balance increased \$1,207,045. General fund and expenditures increased in fiscal year 2019.

Property taxes decreased due to less tax available for advance at fiscal year-end in Champaign County. Earnings on investments increased by \$130,146 primarily due to the increase of both the interest rates earned and the amount invested by the District in STAR Ohio.

The overall increase in general fund expenditures was 3.66%. The increase in support services can primarily be attributed to an increase in instructional staff and pupil transportation expenditures. The increase in instructional expenditures is due to an increase in regular, special, and vocational expenditures.

**MECHANICSBURG EXEMPTED VILLAGE SCHOOL DISTRICT
CHAMPAIGN COUNTY, OHIO**

MANAGEMENT'S DISCUSSION AND ANALYSIS
FOR THE FISCAL YEAR ENDED JUNE 30, 2019
(UNAUDITED)

The following table assists in illustrating the financial activities of the general fund for the past two fiscal years.

	<u>2019</u> <u>Amount</u>	<u>2018</u> <u>Amount</u>	<u>Change</u>	<u>Percentage</u> <u>Change</u>
<u>Revenues</u>				
Taxes	\$ 3,732,716	\$ 3,748,760	\$ (16,044)	(0.43) %
Tuition	898,294	935,381	(37,087)	(3.96) %
Earnings on investments	231,074	100,928	130,146	128.95 %
Intergovernmental	5,752,593	5,605,749	146,844	2.62 %
Other revenues	<u>132,890</u>	<u>144,273</u>	<u>(11,383)</u>	<u>(7.89) %</u>
Total	<u>\$ 10,747,567</u>	<u>\$ 10,535,091</u>	<u>\$ 212,476</u>	<u>2.02 %</u>
<u>Expenditures</u>				
Instruction	\$ 5,368,956	\$ 5,269,331	\$ 99,625	1.89 %
Support services	3,774,642	3,615,300	159,342	4.41 %
Non-instructional services	3,687	340	3,347	984.41 %
Extracurricular activities	<u>353,237</u>	<u>279,837</u>	<u>73,400</u>	<u>26.23 %</u>
Total	<u>\$ 9,500,522</u>	<u>\$ 9,164,808</u>	<u>\$ 335,714</u>	<u>3.66 %</u>

Bond Retirement Fund

The bond retirement fund had \$465,168 in revenues and \$493,840 in expenditures. During fiscal year 2019, the fund balance of the bond retirement fund decreased \$(28,672) from \$434,014 to \$405,342.

General Fund Budgeting Highlights

The District's budget is prepared according to Ohio law and is based on accounting for certain transactions on a basis of cash receipts, disbursements and encumbrances. The most significant budgeted fund is the general fund.

During fiscal year 2019, the District amended its general fund budget several times. For the general fund, final budgeted revenues and other financing sources of \$10,807,319 were more than original budgeted revenues and other financing sources of \$9,900,000. Actual revenues and other financing sources for fiscal year 2019 were \$10,826,049.

General fund original appropriations (appropriated expenditures including other financing uses) of \$12,367,909 were decreased to \$10,188,924 in the final appropriations. The actual budget basis expenditures and other financing uses for fiscal year 2019 totaled \$10,154,821.

Capital Assets and Debt Administration

**MECHANICSBURG EXEMPTED VILLAGE SCHOOL DISTRICT
CHAMPAIGN COUNTY, OHIO**

MANAGEMENT'S DISCUSSION AND ANALYSIS
FOR THE FISCAL YEAR ENDED JUNE 30, 2019
(UNAUDITED)

Capital Assets

At the end of fiscal year 2019, the District had \$18,289,061 invested in land, land improvements, buildings and improvements, furniture and equipment, and vehicles. This entire amount is reported in governmental activities.

The following table shows June 30, 2019 balances compared to June 30, 2018:

**Capital Assets at June 30
(Net of Depreciation)**

	Governmental Activities	
	2019	2018
Land	\$ 250,000	\$ 250,000
Land improvements	1,758,546	1,982,508
Building and improvements	15,732,860	15,660,758
Furniture and equipment	220,286	268,216
Vehicles	327,369	286,955
Construction in progress	-	126,645
Total	\$ 18,289,061	\$ 18,575,082

Total additions to capital assets for 2019 were \$617,508. Depreciation expense for the fiscal year was \$903,529. Overall, capital assets of the District decreased \$286,021.

See Note 9 in the notes to the basic financial statements for additional information on the District's capital assets.

Debt Administration

At June 30, 2019, the District had \$5,560,000 in general obligation bonds and energy conservation bonds outstanding. Of this total, \$395,000 is due within one year and \$5,165,000 is due in more than one year. The following table summarizes the debt outstanding for the last two fiscal years.

Outstanding Debt, at Year End

	Governmental	Governmental
	Activities	Activities
	2019	2018
General obligation bonds	\$ 5,245,000	\$ 5,527,443
Energy conservation bonds	315,000	365,000
Total	\$ 5,560,000	\$ 5,892,443

See Note 10 in the notes to the basic financial statements for additional information on the District's debt administration.

**MECHANICSBURG EXEMPTED VILLAGE SCHOOL DISTRICT
CHAMPAIGN COUNTY, OHIO**

MANAGEMENT'S DISCUSSION AND ANALYSIS
FOR THE FISCAL YEAR ENDED JUNE 30, 2019
(UNAUDITED)

Current Financial Related Activities

Mechanicsburg Exempted Village School District has been and will continue to be a very stable district due to proper management of staffing levels and conservative spending practices. The District had experienced some very rocky financial times back in fiscal year 2011 through fiscal year 2014. The District learned many valuable lessons during those lean times. Changes in the District medical/dental/vision insurance plans and proper staffing levels were the most significant adjustments that led to financial stability. Add to these adjustments, increased local revenue, and Mechanicsburg Exempted Village School District is looking at being very financially stable for the next few years.

The District ended fiscal year 2019 with a healthy ending balance. This trend is looking to continue for fiscal year 2020. The District realizes that not making appropriate adjustment to staffing levels to the student population in the past lead to financial distress. The District will continually monitor staffing levels and make the required adjustments. The changes in the insurance plan offered to staff have greatly reduced costs. Most recent real estate values have increased due to changes in the local real estate values despite decreases in CAUV values as determined by the Ohio Department of Taxation. This will result in additional local real estate tax revenue.

The District is heavily reliant upon income tax, property tax, and state support. The biggest of these three is state support. The additional state funding provided should allow the District to remain in stable condition for the next couple of years. In fiscal year 2015, the District moved to the Stark County Council of Governments for medical, dental, vision, life insurance benefits. This change has greatly reduced insurance benefit costs for the district. Mechanicsburg has even been able to qualify for a "rate holidays". In fiscal year 2016, the District had two months of "rate holidays". In fiscal year 2018, the District had three months of "rate holidays". In fiscal year 2019, the District had three months of "rate holidays". In fiscal year 2020, the District had three months of "rate holidays". These rate holidays have provided the district with additional funds to use for student education and carry over balances. In addition, insurance increases have been much lower than the national norm. Finally, the District is just now starting to see some minor increases in income tax revenue after the great recession.

The District asked voters, and they approved a renewal of an existing levy in November 2017. This was a 10-year renewal of an existing 1% income tax. The voters recently passed a renewal of an existing Permanent Improvement Levy in November 2013 for a continuing period of time. In addition, the voters passed an Emergency levy in November 2015 for 10 years. The District will be able to be on solid financial ground for a few years. This is assuming no unforeseen major changes in state or local funding sources or district programming.

The District has been successful in entering into fair labor contracts with both the Ohio Education Associate local union (Mechanicsburg Education Association) and the Ohio Association of Public School Employees union (Local #502) until June 30, 2020.

In September 2019, the District refunded the existing bonds that had been refunded in 2012. The district will end up saving the tax payers an additional \$200,000 in overall interest costs. The bond will be paid off on December 1, 2030.

Contacting the District's Financial Management

This financial report is designed to provide our citizens, taxpayers, investors and creditors with a general overview of the District's finances and to show the District's accountability for the money it receives. If you have questions about this report or need additional financial information contact Mr. Scott Maruniak, CFO/Treasurer, Mechanicsburg Exempted Village School District, 60 High Street, Mechanicsburg, Ohio 43044.

**MECHANICSBURG EXEMPTED VILLAGE SCHOOL DISTRICT
CHAMPAIGN COUNTY, OHIO**

STATEMENT OF NET POSITION
JUNE 30, 2019

	Governmental Activities
Assets:	
Equity in pooled cash and investments.	\$ 9,850,784
Receivables:	
Property taxes	2,845,567
Income taxes.	608,077
Accrued interest	7,576
Intergovernmental	105,073
Prepayments	22,475
Materials and supplies inventory.	882
Inventory held for resale.	1,146
Net OPEB asset	540,127
Capital assets:	
Nondepreciable capital assets	250,000
Depreciable capital assets, net.	18,039,061
Capital assets, net	18,289,061
Total assets.	32,270,768
 Deferred outflows of resources:	
Unamortized deferred charges on debt refunding	393,074
Pension	2,710,098
OPEB	165,769
Total deferred outflows of resources	3,268,941
 Liabilities:	
Accounts payable.	63,169
Accrued wages and benefits payable	604,352
Intergovernmental payable	41,925
Pension and postemployment benefits payable.	121,286
Accrued interest payable	11,864
Long-term liabilities:	
Due within one year.	508,793
Due in more than one year:	
Net pension liability	9,326,067
Net OPEB liability	955,755
Other amounts due in more than one year	6,214,503
Total liabilities	17,847,714
 Deferred inflows of resources:	
Property taxes levied for the next fiscal year.	2,445,546
Pension.	674,570
OPEB.	967,869
Total deferred inflows of resources	4,087,985
 Net position:	
Net investment in capital assets	12,891,022
Restricted for:	
Capital projects	458,057
Classroom facilities maintenance	243,319
Debt service.	409,712
Student activities	36,892
Unrestricted (deficit)	(434,992)
Total net position.	\$ 13,604,010

SEE ACCOMPANYING NOTES TO THE BASIC FINANCIAL STATEMENTS

**MECHANICSBURG EXEMPTED VILLAGE SCHOOL DISTRICT
CHAMPAIGN COUNTY, OHIO**

STATEMENT OF ACTIVITIES
FOR THE FISCAL YEAR ENDED JUNE 30, 2019

	Expenses	Program Revenues			Net (Expense) Revenue and Changes in Net Position Governmental Activities
		Charges for Services and Sales	Operating Grants and Contributions	Capital Grants and Contributions	
Governmental activities:					
Instruction:					
Regular	\$ 3,887,622	\$ 953,482	\$ 21,084	\$ -	\$ (2,913,056)
Special	1,730,919	14,370	712,131	-	(1,004,418)
Vocational	152,878	-	41,868	-	(111,010)
Support services:					
Pupil	428,042	-	-	-	(428,042)
Instructional staff	563,056	6,551	24,060	-	(532,445)
Board of education	31,812	-	-	-	(31,812)
Administration	810,100	-	-	-	(810,100)
Fiscal	276,729	-	-	5,635	(271,094)
Business	6,611	-	-	-	(6,611)
Operations and maintenance	891,375	-	4,684	-	(886,691)
Pupil transportation	459,951	-	39,540	-	(420,411)
Central	3,602	-	-	-	(3,602)
Operation of non-instructional services:					
Food service operations	302,905	121,132	145,379	-	(36,394)
Other non-instructional services	5,811	-	624	-	(5,187)
Extracurricular activities	594,327	116,753	13,757	-	(463,817)
Interest and fiscal charges	206,108	-	-	-	(206,108)
Total governmental activities	\$ 10,351,848	\$ 1,212,288	\$ 1,003,127	\$ 5,635	(8,130,798)
General revenues:					
Property taxes levied for:					
General purposes					1,925,746
Debt service					400,797
Special revenue					29,899
Capital outlay					168,120
School district income tax					1,807,585
Grants and entitlements not restricted to specific programs					5,369,470
Investment earnings					230,273
Miscellaneous					45,823
Total general revenues					9,977,713
Change in net position					1,846,915
Net position at beginning of year					11,757,095
Net position at end of year					\$ 13,604,010

SEE ACCOMPANYING NOTES TO THE BASIC FINANCIAL STATEMENTS

**MECHANICSBURG EXEMPTED VILLAGE SCHOOL DISTRICT
CHAMPAIGN COUNTY, OHIO**

BALANCE SHEET
GOVERNMENTAL FUNDS
JUNE 30, 2019

	<u>General</u>	<u>Bond Retirement</u>	<u>Nonmajor Governmental Funds</u>	<u>Total Governmental Funds</u>
Assets:				
Equity in pooled cash and investments	\$ 8,740,964	\$ 360,537	\$ 749,283	\$ 9,850,784
Receivables:				
Property taxes	2,185,621	448,931	211,015	2,845,567
Income taxes	608,077	-	-	608,077
Accrued interest	7,576	-	-	7,576
Intergovernmental	103,392	-	1,681	105,073
Prepayments	22,275	-	200	22,475
Materials and supplies inventory	-	-	882	882
Inventory held for resale	-	-	1,146	1,146
Total assets	<u>\$ 11,667,905</u>	<u>\$ 809,468</u>	<u>\$ 964,207</u>	<u>\$ 13,441,580</u>
Liabilities:				
Accounts payable	\$ 60,394	\$ -	\$ 2,775	\$ 63,169
Accrued wages and benefits payable	595,150	-	9,202	604,352
Intergovernmental payable	41,813	-	112	41,925
Pension and postemployment benefits payable	119,274	-	2,012	121,286
Total liabilities	<u>816,631</u>	<u>-</u>	<u>14,101</u>	<u>830,732</u>
Deferred inflows of resources:				
Property taxes levied for the next fiscal year	1,878,190	387,892	179,464	2,445,546
Delinquent property tax revenue not available	79,035	16,234	7,631	102,900
Accrued interest not available	76	-	-	76
Total deferred inflows of resources	<u>1,957,301</u>	<u>404,126</u>	<u>187,095</u>	<u>2,548,522</u>
Fund balances:				
Nonspendable:				
Materials and supplies inventory	-	-	882	882
Prepays	22,275	-	200	22,475
Restricted:				
Debt service	-	405,342	-	405,342
Capital improvements	-	-	451,454	451,454
Classroom facilities maintenance	-	-	245,115	245,115
Extracurricular activities	-	-	40,572	40,572
Food Service Operations	-	-	15,031	15,031
Committed:				
Other purposes	-	-	9,757	9,757
Assigned:				
Student instruction	77,910	-	-	77,910
Student and staff support	387,881	-	-	387,881
Extracurricular activities	13,212	-	-	13,212
Unassigned (deficit)	8,392,695	-	-	8,392,695
Total fund balances	<u>8,893,973</u>	<u>405,342</u>	<u>763,011</u>	<u>10,062,326</u>
Total liabilities, deferred inflows and fund balances	<u>\$ 11,667,905</u>	<u>\$ 809,468</u>	<u>\$ 964,207</u>	<u>\$ 13,441,580</u>

SEE ACCOMPANYING NOTES TO THE BASIC FINANCIAL STATEMENTS

**MECHANICSBURG EXEMPTED VILLAGE SCHOOL DISTRICT
CHAMPAIGN COUNTY, OHIO**

RECONCILIATION OF TOTAL GOVERNMENTAL FUND BALANCES TO
NET POSITION OF GOVERNMENTAL ACTIVITIES
JUNE 30, 2019

Total governmental fund balances		\$	10,062,326
<i>Amounts reported for governmental activities on the statement of net position are different because:</i>			
Capital assets used in governmental activities are not financial resources and therefore are not reported in the funds.			18,289,061
Other long-term assets are not available to pay for current-period expenditures and therefore are deferred inflows in the funds.			
Property taxes receivable	\$	102,900	
Accrued interest receivable		<u>76</u>	
Total			102,976
Unamortized premiums on bonds issued are not recognized in the funds.			(546,113)
Unamortized amounts on refundings are not recognized in the funds.			393,074
Accrued interest payable is not due and payable in the current period and therefore is not reported in the funds.			(11,864)
The net pension liability is not due and payable in the current period; therefore, the liability and related deferred inflows/outflows are not reported in governmental funds:			
Deferred outflows of resources - pension		2,710,098	
Deferred inflows of resources - pension		(674,570)	
Net pension liability		<u>(9,326,067)</u>	
Total			(7,290,539)
The net OPEB liability/asset is not due and payable in the current period; therefore, the liability/asset and related deferred inflows/outflows are not reported in governmental funds:			
Deferred outflows of resources - OPEB		165,769	
Deferred inflows of resources - OPEB		(967,869)	
Net OPEB asset		540,127	
Net OPEB liability		<u>(955,755)</u>	
Total			(1,217,728)
Long-term liabilities, including bonds payable, are not due and payable in the current period and therefore are not reported in the funds.			
General obligation bonds		(5,560,000)	
Compensated absences		<u>(617,183)</u>	
Total			<u>(6,177,183)</u>
Net position of governmental activities		\$	<u>13,604,010</u>

SEE ACCOMPANYING NOTES TO THE BASIC FINANCIAL STATEMENTS

**MECHANICSBURG EXEMPTED VILLAGE SCHOOL DISTRICT
CHAMPAIGN COUNTY, OHIO**

STATEMENT OF REVENUES, EXPENDITURES AND CHANGES IN FUND BALANCES
GOVERNMENTAL FUNDS
FOR THE FISCAL YEAR ENDED JUNE 30, 2019

	<u>General</u>	<u>Bond Retirement</u>	<u>Nonmajor Governmental Funds</u>	<u>Total Governmental Funds</u>
Revenues:				
From local sources:				
Property taxes	\$ 1,925,131	\$ 400,768	\$ 198,696	\$ 2,524,595
Income taxes	1,807,585	-	-	1,807,585
Tuition	898,294	-	-	898,294
Earnings on investments	231,074	-	-	231,074
Charges for services	-	-	121,132	121,132
Extracurricular	37,259	-	105,795	143,054
Classroom materials and fees	49,808	-	-	49,808
Other local revenues	45,823	-	19,392	65,215
Intergovernmental - state	5,586,252	64,400	66,390	5,717,042
Intergovernmental - federal	166,341	-	475,457	641,798
Total revenues	<u>10,747,567</u>	<u>465,168</u>	<u>986,862</u>	<u>12,199,597</u>
Expenditures:				
Current:				
Instruction:				
Regular	3,655,536	-	21,084	3,676,620
Special	1,545,689	-	273,636	1,819,325
Vocational	167,731	-	7,273	175,004
Support services:				
Pupil	432,266	-	-	432,266
Instructional staff	607,245	-	24,060	631,305
Board of education	33,050	-	-	33,050
Administration	907,370	878	392	908,640
Fiscal	268,761	10,399	5,001	284,161
Business	6,611	-	-	6,611
Operations and maintenance	981,074	-	4,684	985,758
Pupil transportation	537,150	-	-	537,150
Central	1,115	-	-	1,115
Operation of non-instructional services:				
Food service operations	-	-	283,508	283,508
Other operation of non-instructional services	3,687	-	2,124	5,811
Extracurricular activities	353,237	-	115,223	468,460
Facilities acquisition and construction	-	-	446,955	446,955
Debt service:				
Principal retirement	-	23,499	50,000	73,499
Interest and fiscal charges	-	132,563	18,530	151,093
Accretion on capital appreciation bonds	-	326,501	-	326,501
Total expenditures	<u>9,500,522</u>	<u>493,840</u>	<u>1,252,470</u>	<u>11,246,832</u>
Excess (deficiency) of revenues over (under) expenditures	<u>1,247,045</u>	<u>(28,672)</u>	<u>(265,608)</u>	<u>952,765</u>
Other financing sources (uses):				
Transfers in	-	-	40,000	40,000
Transfers (out)	(40,000)	-	-	(40,000)
Total other financing sources (uses)	<u>(40,000)</u>	<u>-</u>	<u>40,000</u>	<u>-</u>
Net change in fund balances	1,207,045	(28,672)	(225,608)	952,765
Fund balances at beginning of year	<u>7,686,928</u>	<u>434,014</u>	<u>988,619</u>	<u>9,109,561</u>
Fund balances at end of year	<u>\$ 8,893,973</u>	<u>\$ 405,342</u>	<u>\$ 763,011</u>	<u>\$ 10,062,326</u>

SEE ACCOMPANYING NOTES TO THE BASIC FINANCIAL STATEMENTS

**MECHANICSBURG EXEMPTED VILLAGE SCHOOL DISTRICT
CHAMPAIGN COUNTY, OHIO**

RECONCILIATION OF THE STATEMENT OF REVENUES, EXPENDITURES
AND CHANGES IN FUND BALANCES OF GOVERNMENTAL FUNDS
TO THE STATEMENT OF ACTIVITIES
FOR THE FISCAL YEAR ENDED JUNE 30, 2019

Net change in fund balances - total governmental funds	\$	952,765
<i>Amounts reported for governmental activities in the statement of activities are different because:</i>		
Governmental funds report capital outlays as expenditures. However, in the statement of activities, the cost of those assets is allocated over their estimated useful lives as depreciation expense.		
Capital asset additions	\$ 617,508	
Current year depreciation	(903,529)	
Total		(286,021)
Revenues in the statement of activities that do not provide current financial resources are not reported as revenues in the funds.		
Property taxes	(33)	
Earnings on investments	(801)	
Total		(834)
Repayment of bond principal is an expenditure in the governmental funds, but the repayment reduces long-term liabilities on the statement of net position. Principal payments during the year were:		
Bonds	73,499	
Accretion on capital appreciation bonds	326,501	
Total		400,000
In the statement of activities, interest is accrued on outstanding bonds, whereas in governmental funds, an interest expenditure is reported when due. The following items resulted in additional interest being reported in the statement of activities:		
Change in accrued interest payable	216	
Accreted interest on capital appreciation bonds	(67,557)	
Amortization of bond premiums	43,983	
Amortization of deferred charges	(31,657)	
Total		(55,015)
Contractually required Pension contributions are reported as expenditures in governmental funds; however, the statement of activities reports these amounts as deferred outflows.		
		704,930
Except for amounts reported as deferred inflows/outflows, changes in the net pension liability are reported as pension expense in the statement of activities.		
		(969,281)
Contractually required OPEB contributions are reported as expenditures in governmental funds; however, the statement of activities reports these amounts as deferred outflows.		
		26,710
Except for amounts reported as deferred inflows/outflows, changes in the net OPEB liability/asset are reported as OPEB expense in the statement of activities.		
		1,114,181
Some expenses reported in the statement of activities, such as compensated absences, do not require the use of current financial resources and therefore are not reported as expenditures in governmental funds.		
		(40,520)
Change in net position of governmental activities	\$	1,846,915

SEE ACCOMPANYING NOTES TO THE BASIC FINANCIAL STATEMENTS

**MECHANICSBURG EXEMPTED VILLAGE SCHOOL DISTRICT
CHAMPAIGN COUNTY, OHIO**

STATEMENT OF REVENUES, EXPENDITURES AND CHANGES IN
FUND BALANCE - BUDGET AND ACTUAL (NON-GAAP BUDGETARY BASIS)
GENERAL FUND
FOR THE FISCAL YEAR ENDED JUNE 30, 2019

	<u>Budgeted Amounts</u>			Variance with
	<u>Original</u>	<u>Final</u>	<u>Actual</u>	Final Budget Positive (Negative)
Revenues:				
From local sources:				
Property taxes	\$ 2,039,558	\$ 2,106,586	\$ 2,106,586	\$ -
Income taxes.	1,549,527	1,773,136	1,773,136	-
Tuition.	881,372	898,293	898,293	-
Earnings on investments	99,698	196,078	214,652	18,574
Extracurricular.	6,846	10,958	10,958	-
Classroom materials and fees	11,585	18,312	18,435	123
Other local revenues	59,701	43,200	43,234	34
Intergovernmental - state	5,187,398	5,571,216	5,571,215	(1)
Intergovernmental - federal	30,227	148,034	148,034	-
Total revenues	<u>9,865,913</u>	<u>10,765,813</u>	<u>10,784,543</u>	<u>18,730</u>
Expenditures:				
Current:				
Instruction:				
Regular	4,952,419	3,891,322	3,757,319	134,003
Special.	1,300,816	1,526,233	1,590,664	(64,431)
Vocational.	140,693	173,096	184,590	(11,494)
Support services:				
Pupil.	399,556	421,262	438,779	(17,517)
Instructional staff	801,547	608,119	631,217	(23,098)
Board of education	81,094	36,951	33,243	3,708
Administration.	1,084,944	936,446	975,893	(39,447)
Fiscal	505,030	303,189	306,623	(3,434)
Business	38,436	10,000	10,000	-
Operations and maintenance.	2,091,356	1,286,400	1,232,067	54,333
Pupil transportation	753,838	590,925	580,105	10,820
Central.	10,271	4,701	4,201	500
Other non-instructional services	2,069	3,687	3,687	-
Extracurricular activities.	204,698	353,593	363,433	(9,840)
Total expenditures	<u>12,366,768</u>	<u>10,145,924</u>	<u>10,111,821</u>	<u>34,103</u>
Excess (deficiency) of revenues over (under) expenditures.	<u>(2,500,855)</u>	<u>619,889</u>	<u>672,722</u>	<u>52,833</u>
Other financing sources (uses):				
Refund of prior year's expenditures	34,087	40,506	40,506	-
Transfers (out).	(1,141)	(43,000)	(43,000)	-
Sale of capital assets	-	1,000	1,000	-
Total other financing sources (uses)	<u>32,946</u>	<u>(1,494)</u>	<u>(1,494)</u>	<u>-</u>
Net change in fund balance	(2,467,909)	618,395	671,228	52,833
Fund balance at beginning of year	6,899,075	6,899,075	6,899,075	-
Prior year encumbrances appropriated	634,721	634,721	634,721	-
Fund balance at end of year	<u>\$ 5,065,887</u>	<u>\$ 8,152,191</u>	<u>\$ 8,205,024</u>	<u>\$ 52,833</u>

SEE ACCOMPANYING NOTES TO THE BASIC FINANCIAL STATEMENTS

**MECHANICSBURG EXEMPTED VILLAGE SCHOOL DISTRICT
CHAMPAIGN COUNTY, OHIO**

STATEMENT OF FIDUCIARY NET POSITION
FIDUCIARY FUNDS
JUNE 30, 2019

	Private-Purpose Trust	
	Scholarship	Agency
Assets:		
Equity in pooled cash and investments	\$ 62,529	\$ 65,439
Total assets.	62,529	\$ 65,439
Liabilities:		
Accounts payable.	-	\$ 475
Due to students.	-	64,964
Total liabilities	-	\$ 65,439
Net position:		
Held in trust for scholarships	62,529	
Total net position.	\$ 62,529	

SEE ACCOMPANYING NOTES TO THE BASIC FINANCIAL STATEMENTS

**MECHANICSBURG EXEMPTED VILLAGE SCHOOL DISTRICT
CHAMPAIGN COUNTY, OHIO**

STATEMENT OF CHANGES IN FIDUCIARY NET POSITION
FIDUCIARY FUNDS
FOR THE FISCAL YEAR ENDED JUNE 30, 2019

	Private-Purpose Trust
	Scholarship
Additions:	
Interest	\$ 1,117
Deductions:	
Scholarships awarded	100
Change in net position	1,017
Net position at beginning of year.	61,512
Net position at end of year	\$ 62,529

SEE ACCOMPANYING NOTES TO THE BASIC FINANCIAL STATEMENTS

**MECHANICSBURG EXEMPTED VILLAGE SCHOOL DISTRICT
CHAMPAIGN COUNTY, OHIO**

**NOTES TO THE BASIC FINANCIAL STATEMENTS
FOR THE FISCAL YEAR ENDED JUNE 30, 2019**

NOTE 1 - DESCRIPTION OF THE SCHOOL DISTRICT

The Mechanicsburg Exempted Village School District (the "District") is located in Champaign County, in west-central Ohio. The District includes all of the Village of Mechanicsburg and portions of surrounding townships.

The District was organized in accordance with Sections 2 and 3, Article VI of the Constitution of the State of Ohio. Under such laws, there is no authority for a school district to have a charter or adopt local laws. The legislative power of the District is vested in the Board of Education, consisting of five members elected at large for staggered four-year terms.

The District currently operates one building that is composed of its elementary, middle school and high school. The District employs 38 non-certified and 67 certified employees to provide services to approximately 890 students in grades K through 12 and various community groups.

NOTE 2 - SUMMARY OF SIGNIFICANT ACCOUNTING POLICIES

The basic financial statements of the District have been prepared in conformity with accounting principles generally accepted in the United States of America (GAAP) as applied to governmental units. The Governmental Accounting Standards Board (GASB) is the accepted standard-setting body for establishing governmental accounting and financial reporting principles. The District's significant accounting policies are described below.

A. Reporting Entity

The reporting entity has been defined in accordance with GASB Statement No. 14, "The Financial Reporting Entity" as amended by GASB Statement No. 39, "Determining Whether Certain Organizations Are Component Units" and GASB Statement No. 61, "The Financial Reporting Entity: Omnibus an amendment of GASB Statements No. 14 and No. 34". The reporting entity is composed of the primary government and component units. The primary government consists of all funds, departments, boards and agencies that are not legally separate from the District. For the District, this includes general operations, food service, and student related activities of the District.

Component units are legally separate organizations for which the District is financially accountable. The District is financially accountable for an organization if the District appoints a voting majority of the organization's Governing Board and (1) the District is able to significantly influence the programs or services performed or provided by the organization; or (2) the District is legally entitled to or can otherwise access the organization's resources; or (3) the District is legally obligated or has otherwise assumed the responsibility to finance the deficits of, or provide financial support to, the organization; or (4) the District is obligated for the debt of the organization. Component units may also include organizations that are fiscally dependent on the District in that the District approves the budget, the issuance of debt or the levying of taxes. Certain organizations are also included as component units if the nature and significance of the relationship between the primary government and the organization is such that exclusion by the primary government would render the primary governments financial statements incomplete or misleading. Based upon the application of these criteria, the District has no component units. The basic financial statements of the reporting entity include only those of the District (the primary government).

**MECHANICSBURG EXEMPTED VILLAGE SCHOOL DISTRICT
CHAMPAIGN COUNTY, OHIO**

**NOTES TO THE BASIC FINANCIAL STATEMENTS
FOR THE FISCAL YEAR ENDED JUNE 30, 2019**

NOTE 2 - SUMMARY OF SIGNIFICANT ACCOUNTING POLICIES - (Continued)

The following organizations are described due to their relationship to the District:

JOINTLY GOVERNED ORGANIZATIONS

Ohio Hi-Point Career Center

The Ohio Hi-Point Career Center is a distinct political subdivision of the State of Ohio, which possesses its own budgeting and taxing authority. The Career Center is governed by a board of education that consists of a representative from each participating school district and its degree of control is limited to its representation on the board. To obtain financial information write to the Ohio Hi-Point Career Center, Eric Adelsberger, who serves as Treasurer, at 2280 State Route 540, Bellefontaine, Ohio 43311.

Western Ohio Computer Organization

The District is a participant in the Western Ohio Computer Organization (WOCO), which is a computer consortium. WOCO is an association of various public school districts within the boundaries of Auglaize, Champaign, Hardin, Logan, Shelby, and Miami counties. The organization was formed for the purpose of applying modern technology with the aid of computers and other electronic equipment to member school districts. Each of the governments of these districts supports WOCO based upon a per pupil charge dependent on the software package utilized. In accordance with GASB Statement No. 14, the District does not have an equity interest in WOCO, as the residual interest in net resources of the joint venture upon dissolution is not equivalent to an equity interest. WOCO is governed by a board of directors consisting of the superintendents of the member school districts and the degree of control is limited to the representation on the board. Financial information can be obtained from Donn Walls, who serves as Director, at 129 East Court Street, Sidney, Ohio 45365.

RELATED ORGANIZATION

Mechanicsburg Public Library

The Mechanicsburg Public Library (Library) is an organization related to the District. The School Board members are responsible for appointing the trustees of the Library; however, the School Board cannot influence the Library's operation nor does the Library represent a potential financial benefit or burden to the District. Although the District does serve as the taxing authority and may issue tax related debt on behalf of the Library, its role is limited to a ministerial function. Once the Library determines to present a levy to the voters, including the determination of the rate and duration, the District must place the levy on the ballot. The Library determines its own budget. The Library did not receive any funding from the District during fiscal year 2019.

INSURANCE PURCHASING POOLS

Ohio Association of School Business Officials Workers' Compensation Group Rating Plan (GRP)

The District participates in the Ohio Association of School Business Officials (OASBO) Workers' Compensation Group Rating Plan (GRP). The GRP is sponsored by OASBO and administered by Sheakley UniService, Inc. The intent of the GRP is to achieve the benefit of a reduced premium for the District by virtue of its grouping and representation with other participants in the GRP. The District pays a fee to the GRP to cover the costs of administering the program.

**MECHANICSBURG EXEMPTED VILLAGE SCHOOL DISTRICT
CHAMPAIGN COUNTY, OHIO**

NOTES TO THE BASIC FINANCIAL STATEMENTS
FOR THE FISCAL YEAR ENDED JUNE 30, 2019

NOTE 2 - SUMMARY OF SIGNIFICANT ACCOUNTING POLICIES - (Continued)

Stark County Schools Council of Governments

The District participates in the Stark County Schools Council of Governments Health Benefit Plan (Plan), an insurance purchasing pool. The Plan is administered by the Stark County Schools Council (SCSC), a regional council of governments established in accordance with Chapter 167 of the Ohio Revised Code. The SCSC is governed by an assembly consisting of one representative from each participant. Each participant pays its premiums to the Plan based on an apportionment of estimated costs established by the SCSC prior to the beginning of each fiscal year. Should estimated program costs be insufficient to pay all claims for the fiscal year, the SCSC notifies each participant of any additional program costs for the fiscal year. Upon withdrawal from the Health Benefit Plan, a participant is entitled to be refunded any excess contributions being held by the Plan. Participation in the Health Benefit Plan is by written application subject to acceptance by the Board of Directors of the Assembly and payment of the monthly premiums. Financial information can be obtained from the Stark County Educational Service Center, who serves as fiscal agent, 6057 Strip Ave NW, North Canton, OH 44720.

Ohio School Plan

The District participates in the Ohio School Plan (OSP), an insurance purchasing pool. The OSP was created and organized pursuant to and as authorized by Section 2744.081 of the Ohio Revised Code. The OSP is an unincorporated, non-profit association of its members and an instrumentality for each member for the sole purpose of enabling members of the OSP to provide for a formalized, jointly administered self-insurance program to maintain adequate self-insurance protection, risk management programs and other administrative services. The OSP's business and affairs are conducted by a 13 member Board of Directors consisting of school district superintendents and treasurers. The OSP has an agreement with Hylant Administrative Services, LLC to provide underwriting, claims management, risk management, accounting, system support services, sales and marketing to the OSP. Hylant Administrative Services, LLC also coordinates reinsurance brokerage services for the OSP.

B. Fund Accounting

The District uses funds to maintain its financial records during the year. A fund is defined as a fiscal and accounting entity with a self balancing set of accounts. There are three categories of funds: governmental, proprietary and fiduciary.

GOVERNMENTAL FUNDS

Governmental funds are those through which most governmental functions typically are financed. Governmental fund reporting focuses on the sources, uses and balances of current financial resources. Expendable assets are assigned to the various governmental funds according to the purposes for which they may or must be used. Current liabilities are assigned to the fund from which they will be paid. The difference between governmental fund assets and deferred outflows and liabilities and deferred inflows is reported as fund balance. The following are the District's major governmental funds:

General fund - The general fund is used to account for and report all financial resources not accounted for and reported in another fund. The general fund balance is available for any purpose provided it is expended or transferred according to the general laws of Ohio.

Bond retirement fund - The bond retirement fund is a debt service fund provided for the retirement of serial bonds and short-term notes and loans. All revenue derived from general or special levies, either within or exceeding the ten-mill limitation, which is levied for debt charges on bonds, notes, or loans, shall be paid into this fund.

**MECHANICSBURG EXEMPTED VILLAGE SCHOOL DISTRICT
CHAMPAIGN COUNTY, OHIO**

NOTES TO THE BASIC FINANCIAL STATEMENTS
FOR THE FISCAL YEAR ENDED JUNE 30, 2019

NOTE 2 - SUMMARY OF SIGNIFICANT ACCOUNTING POLICIES - (Continued)

Other governmental funds of the District are used to account for (a) financial resources that are restricted, committed, or assigned to expenditures for capital outlays including the acquisition or construction of capital facilities and other capital assets and (b) specific revenue sources that are restricted or committed to an expenditure for specified purposes other than debt service or capital projects.

PROPRIETARY FUNDS

Proprietary funds are used to account for the District's ongoing activities which are similar to those often found in the private sector. The District has no proprietary funds.

FIDUCIARY FUNDS

Fiduciary fund reporting focuses on net position and changes in net position. The fiduciary fund category is split into four classifications: pension trust funds, investment trust funds, private-purpose trust funds and agency funds. Trust funds are used to account for assets held by the District under a trust agreement for individuals, private organizations, or other governments and are therefore not available to support the District's own programs. The District's private purpose trust fund accounts for scholarship programs for students. Agency funds are custodial in nature (assets equal liabilities) and do not involve measurement of results of operations. The District's agency funds account for student activities and District agency services.

C. Basis of Presentation and Measurement Focus

Government-Wide Financial Statements - The statement of net position and the statement of activities display information about the District as a whole. These statements include the financial activities of the primary government, except for fiduciary funds.

The government-wide statement of activities presents a comparison between direct expenses and program revenues for each function or program of the governmental activities of the District. Direct expenses are those that are specifically associated with a service, program or department and therefore clearly identifiable to a particular function. Program revenues include amounts paid by the recipient of goods or services offered by the program and grants and contributions that are restricted to meeting the operational or capital requirements of a particular program. Revenues not classified as program revenues are presented as general revenues of the District.

The government-wide financial statements are prepared using the economic resources measurement focus. All assets, liabilities and deferred inflows and outflows of resources associated with the operation of the District are included on the statement of net position.

Fund Financial Statements - Fund financial statements report detailed information about the District. The focus of governmental fund financial statements is on major funds rather than reporting funds by type. Each major fund is presented in a separate column, and all nonmajor funds are aggregated into one column. Fiduciary funds are reported by fund type.

**MECHANICSBURG EXEMPTED VILLAGE SCHOOL DISTRICT
CHAMPAIGN COUNTY, OHIO**

**NOTES TO THE BASIC FINANCIAL STATEMENTS
FOR THE FISCAL YEAR ENDED JUNE 30, 2019**

NOTE 2 - SUMMARY OF SIGNIFICANT ACCOUNTING POLICIES - (Continued)

All governmental funds are accounted for using a flow of current financial resources measurement focus. With this measurement focus, only current assets and current liabilities and deferred inflows and outflows of resources generally are included on the balance sheet. The statement of revenues, expenditures and changes in fund balances reports on the sources (i.e., revenues and other financing sources) and uses (i.e., expenditures and other financing uses) of current financial resources. This approach differs from the manner in which the governmental activities of the government-wide financial statements are prepared. Governmental fund financial statements therefore include a reconciliation with brief explanations to better identify the relationship between the government-wide statements and the statements for governmental funds.

The private-purpose trust fund is reported using the economic resources measurement focus. Agency funds do not report a measurement focus as they do not report operations.

D. Basis of Accounting

Basis of accounting determines when transactions are recorded in the financial records and reported on the financial statements. Government-wide financial statements are prepared using the accrual basis of accounting. Governmental funds use the modified accrual basis of accounting. Fiduciary funds also use the accrual basis of accounting.

Revenues - Exchange and Non-exchange Transactions - Revenue resulting from exchange transactions, in which each party gives and receives essentially equal value, is recorded on the accrual basis when the exchange takes place. On a modified accrual basis, revenue is recorded in the fiscal year in which the resources are measurable and become available. Available means that the resources will be collected within the current fiscal year or are expected to be collected soon enough thereafter to be used to pay liabilities of the current fiscal year. For the District, available means expected to be received within sixty days of fiscal year end.

Nonexchange transactions, in which the District receives value without directly giving equal value in return, include property taxes, income taxes, grants, entitlements and donations. On an accrual basis, revenue from property taxes is recognized in the fiscal year for which the taxes are levied (See Note 6). Revenue from income taxes is recognized in the period in which the income is earned (See Note 8). Revenue from grants, entitlements and donations is recognized in the fiscal year in which all eligibility requirements have been satisfied. Eligibility requirements include timing requirements, which specify the year when the resources are required to be used or the fiscal year when use is first permitted, matching requirements, in which the District must provide local resources to be used for a specified purpose, and expenditure requirements, in which the resources are provided to the District on a reimbursement basis. On a modified accrual basis, revenue from nonexchange transactions must also be available before it can be recognized. Under the modified accrual basis, the following revenue sources are considered to be both measurable and available at fiscal year-end: property taxes available as an advance, income taxes, interest, tuition, grants, student fees and rentals.

Deferred Outflows of Resources and Deferred Inflows of Resources - In addition to assets, the government-wide statement of net position will report a separate section for deferred outflows of resources. Deferred outflows of resources, represents a consumption of net position that applies to a future period and will not be recognized as an outflow of resources (expense/expenditure) until then. For the District, see Note 12 and 13 for deferred outflows of resources related the District's net pension liability and net OPEB liability/asset, respectively. In addition, deferred outflows of resources include a deferred charge on debt refunding. A deferred charge on refunding results from the difference in the carrying value of refunded debt and its reacquisition price. This amount is deferred and amortized over the shorter of the life of the refunded or refunding debt.

**MECHANICSBURG EXEMPTED VILLAGE SCHOOL DISTRICT
CHAMPAIGN COUNTY, OHIO**

**NOTES TO THE BASIC FINANCIAL STATEMENTS
FOR THE FISCAL YEAR ENDED JUNE 30, 2019**

NOTE 2 - SUMMARY OF SIGNIFICANT ACCOUNTING POLICIES - (Continued)

In addition to liabilities, both the government-wide statement of net position and the governmental fund financial statements report a separate section for deferred inflows of resources. Deferred inflows of resources represent an acquisition of net position that applies to a future period and will not be recognized as an inflow of resources (revenue) until that time. For the District, deferred inflows of resources include property taxes and unavailable revenue. Property taxes represent amounts for which there is an enforceable legal claim as of June 30, 2019, but which were levied to finance fiscal year 2020 operations. These amounts have been recorded as a deferred inflow of resources on both the government-wide statement of net position and the governmental fund financial statements. Unavailable revenue is reported only on the governmental funds balance sheet, and represents receivables which will not be collected within the available period. For the District unavailable revenue includes, but is not limited to, delinquent property taxes, and accrued interest. These amounts are deferred and recognized as an inflow of resources in the period the amounts become available.

For the District, see Note 12 and 13 for deferred inflows of resources related to the District's net pension liability and net OPEB liability/asset, respectively. This deferred inflow of resources is only reported on the government-wide statement of net position.

Expenses/Expenditures - On the accrual basis of accounting, expenses are recognized at the time they are incurred. The entitlement value of donated commodities used during the year is reported in the statement of revenues, expenditures and changes in fund balances as an expenditure with a like amount reported as intergovernmental revenue.

The measurement focus of governmental fund accounting is on decreases in net financial resources (expenditures) rather than expenses. Expenditures are generally recognized in the accounting period in which the related fund liability is incurred, if measurable. Allocations of cost, such as depreciation and amortization, are not recognized in governmental funds.

E. Budgets

The District is required by State statute to adopt an annual appropriated cash basis budget for all funds (except agency funds). The specific timetable for fiscal year 2019 is as follows:

1. Prior to January 15, the Superintendent and Treasurer submit to the Board of Education a proposed operating budget for the fiscal year commencing the following July 1. The budget includes proposed expenditures and the means of financing for all funds. Public hearings are publicized and conducted to obtain taxpayers' comments. The purpose of this budget document is to reflect the need for existing (or increased) tax rates.
2. By no later than January 20, the board-adopted budget is filed with the Champaign County Budget Commission for tax rate determination.
3. Prior to April 1, the Board of Education accepts, by formal resolution, the tax rates as determined by the Budget Commission and receives the Commission's certificate of estimated resources which states the projected revenue of each fund. Prior to July 1, the District must revise its budget so that total contemplated expenditures from any fund during the ensuing year will not exceed the amount stated in the certificate of estimated resources. The revised budget then serves as a basis for the appropriation measure. On or about July 1, the certificate is amended to include any unencumbered balances from the preceding year as reported by the District Treasurer. The certificate may be further amended during the year if projected increases or decreases in revenue are identified by the District Treasurer. The budget figures, as shown in the accompanying budgetary statement, reflect the amounts set forth in the original and final certificates of estimated resources issued for fiscal year 2019.

**MECHANICSBURG EXEMPTED VILLAGE SCHOOL DISTRICT
CHAMPAIGN COUNTY, OHIO**

**NOTES TO THE BASIC FINANCIAL STATEMENTS
FOR THE FISCAL YEAR ENDED JUNE 30, 2019**

NOTE 2 - SUMMARY OF SIGNIFICANT ACCOUNTING POLICIES - (Continued)

4. By July 1, the annual appropriation resolution is legally enacted by the Board of Education at the fund level of expenditures, which is the legal level of budgetary control. State statute permits a temporary appropriation to be effective until no later than October 1 of each year. Although the legal level of control has been established at the fund level of expenditures, the District has elected to present the budgetary statement for the general fund at the fund and function level of expenditures in the basic financial statements. Resolution appropriations by fund must be within the estimated resources as certified by the County Budget Commission and the total of expenditures and encumbrances may not exceed the appropriation totals.
5. Any revisions that alter the total of any fund appropriation must be approved by the Board of Education.
6. Formal budgetary integration is employed as a management control device during the year for all funds consistent with the general obligation bond indenture and other statutory provisions. All funds completed the year within the amount of their legally authorized cash basis appropriation.
7. Appropriations amounts are as originally adopted, or as amended by the Board of Education through the year by supplemental appropriations, which either reallocated or increased the original appropriated amounts. All supplemental appropriations were legally enacted by the Board prior to June 30, 2019; however, none of these amendments were significant. The budget figures, as shown in the accompanying budgetary statement, reflect the original and final appropriation amounts including all amendments and modifications.
8. Unencumbered appropriations lapse at year end. Encumbered appropriations are carried forward to the succeeding fiscal year and need not be reappropriated. Expenditures may not legally exceed budgeted appropriations at the fund level.

F. Cash and Investments

To improve cash management, cash received by the District is pooled. Monies for all funds are maintained in this pool. Individual fund integrity is maintained through the District's records. Each fund's interest in the pool is presented as "equity in pooled cash and investments" on the basic financial statements.

During fiscal year 2019, investments were limited to investments in the State Treasury Asset Reserve of Ohio (STAR Ohio), and negotiable certificates of deposit (CDs). Except for nonparticipating investment contracts, investments are reported at fair value which is based on quoted market prices. Nonparticipating investment contracts such as repurchase agreements and nonnegotiable certificates of deposit are reported at cost.

STAR Ohio (the State Treasury Asset Reserve of Ohio), is an investment pool managed by the State Treasurer's Office which allows governments within the State to pool their funds for investment purposes. STAR Ohio is not registered with the SEC as an investment company, but has adopted Governmental Accounting Standards Board (GASB), Statement No. 79, "Certain External Investment Pools and Pool Participants." The District measures its investment in STAR Ohio at the net asset value (NAV) per share provided by STAR Ohio. The NAV per share is calculated on an amortized cost basis that provides an NAV per share that approximates fair value.

**MECHANICSBURG EXEMPTED VILLAGE SCHOOL DISTRICT
CHAMPAIGN COUNTY, OHIO**

**NOTES TO THE BASIC FINANCIAL STATEMENTS
FOR THE FISCAL YEAR ENDED JUNE 30, 2019**

NOTE 2 - SUMMARY OF SIGNIFICANT ACCOUNTING POLICIES - (Continued)

For fiscal year 2019, there were no limitations or restrictions on any participant withdrawals due to redemption notice periods, liquidity fees, or redemption gates. However, notice must be given 24 hours in advance of all deposits and withdrawals exceeding \$25 million. STAR Ohio reserves the right to limit the transaction to \$100 million, requiring the excess amount to be transacted the following business day(s), but only to the \$100 million limit. All accounts of the participant will be combined for these purposes.

Under existing Ohio statutes all investment earnings are assigned to the general fund unless statutorily required to be credited to a specific fund or by policy of the Board of Education. Investment earnings are assigned to the general fund and the private-purpose trust fund. Interest revenue credited to the general fund during fiscal year 2019 amounted to \$231,074, which includes \$35,596 assigned from other funds.

For presentation on the basic financial statements, investments of the cash management pool and investments with original maturities of three months or less at the time they are purchased by the District are considered to be cash equivalents. Investments with an initial maturity of more than three months are reported as investments.

An analysis of the District's investment account at year end is provided in Note 4.

G. Inventory

On government-wide and fund financial statements, purchased inventories are presented at the lower of cost or market and donated commodities are presented at their entitlement value. Inventories are recorded on a first-in, first-out basis and are expensed when used. Inventories are accounted for using the consumption method.

Inventory consists of expendable supplies held for consumption, donated food and purchased food.

H. Capital Assets

Governmental capital assets are those assets generally related to governmental activities. These assets generally result from expenditures in the governmental funds. These assets are reported in the governmental activities column of the government-wide statement of net position, but are not reported in the fund financial statements.

All capital assets are capitalized at cost (or estimated historical cost) and updated for additions and retirements during the year. Donated capital assets are recorded at their acquisition values as of the date received. The District's capitalization threshold is \$5,000. Improvements are capitalized; the costs of normal maintenance and repairs that do not add to the value of the asset or materially extend an asset's life are not. The District does not possess infrastructure.

All reported capital assets, except land, are depreciated. Improvements are depreciated over the remaining useful lives of the related capital assets. Depreciation is computed using the straight-line method over the following useful lives:

<u>Description</u>	<u>Governmental Activities Estimated Lives</u>
Land improvements	20 years
Buildings and improvements	20 - 50 years
Furniture and equipment	5 - 20 years
Vehicles	8 years

**MECHANICSBURG EXEMPTED VILLAGE SCHOOL DISTRICT
CHAMPAIGN COUNTY, OHIO**

NOTES TO THE BASIC FINANCIAL STATEMENTS
FOR THE FISCAL YEAR ENDED JUNE 30, 2019

NOTE 2 - SUMMARY OF SIGNIFICANT ACCOUNTING POLICIES - (Continued)

I. Interfund Balances

On fund financial statements, receivables and payables resulting from short-term interfund loans are classified as “interfund loans receivable/payable”. Long-term interfund loans that will not be repaid within the next fiscal year are classified as “loans to/from other funds” and are shown as nonspendable fund balances on the balance sheet because they are not spendable, available resources. These amounts are eliminated in the governmental activities column on the statement of net position.

J. Compensated Absences

Compensated absences of the District consist of vacation leave and sick leave liability to the extent that payments to the employee for these absences are attributable to services already rendered and are not contingent on a specific event that is outside the control of the District and the employee.

In accordance with the provisions of GASB Statement No. 16, “Accounting for Compensated Absences”, a liability for vacation leave is accrued if a) the employees’ rights to payment are attributable to services already rendered; and b) it is probable that the employer will compensate the employees for the benefits through paid time off or other means, such as cash payment at termination or retirement. An accrual for sick leave is made to the extent that it is probable that the benefits will result in termination (severance) payments. A liability for sick leave is accrued using the vesting method; i.e., the liability is based on the sick leave accumulated at June 30, 2019, by those employees who are currently eligible to receive termination (severance) payments, as well as those employees expected to become eligible in the future. For purposes of establishing a liability for sick leave on employees expected to become eligible to retire in the future, all employees age 50 or more with at least 10 years of service, or any employee with at least 20 years of service were considered expected to become eligible to retire in accordance with GASB Statement No. 16.

The total liability for vacation and sick leave payments has been calculated using pay rates in effect at June 30, 2019 and reduced to the maximum payment allowed by labor contract and/or statute, plus any applicable additional salary related payments.

The entire compensated absence liability is reported on the government-wide financial statements.

For governmental fund financial statements, the current portion of unpaid matured compensated absences is the amount expected to be paid using expendable available resources. These amounts are recorded in the account “compensated absences payable” in the fund from which the employees who have accumulated unpaid leave are paid. The noncurrent portion of the liability is not reported.

K. Accrued Liabilities and Long-Term Obligations

All payables, accrued liabilities and long-term obligations are reported in the government-wide financial statements.

In general, governmental fund payables and accrued liabilities that, once incurred, are paid in a timely manner and in full from current financial resources, are reported as obligations of the funds. However, claims and judgments, compensated absences and net pension liability that will be paid from governmental funds are reported as a liability in the fund financial statements only to the extent that they are due for payment during the current year. Bonds are recognized as a liability in the fund financial statements when due. Net pension/OPEB liability should be recognized in the governmental funds to the extent that benefit payments are due and payable and the pension/OPEB plan’s fiduciary net position is not sufficient for payment of those benefits.

**MECHANICSBURG EXEMPTED VILLAGE SCHOOL DISTRICT
CHAMPAIGN COUNTY, OHIO**

NOTES TO THE BASIC FINANCIAL STATEMENTS
FOR THE FISCAL YEAR ENDED JUNE 30, 2019

NOTE 2 - SUMMARY OF SIGNIFICANT ACCOUNTING POLICIES - (Continued)

L. Fund Balance

Fund balance is divided into five classifications based primarily on the extent to which the District is bound to observe constraints imposed upon the use of the resources in the governmental funds. The classifications are as follows:

Nonspendable - The nonspendable fund balance classification includes amounts that cannot be spent because they are not in spendable form or legally required to be maintained intact. The “not in spendable form” criterion includes items that are not expected to be converted to cash. It also includes the long-term amount of loans receivable.

Restricted - Fund balance is reported as restricted when constraints are placed on the use of resources that are either externally imposed by creditors (such as through debt covenants), grantors, contributors, or laws or regulations of other governments, or imposed by law through constitutional provisions or enabling legislation.

Committed - The committed fund balance classification includes amounts that can be used only for the specific purposes imposed by a formal action (resolution) of the District Board of Education (the highest level of decision making authority). Those committed amounts cannot be used for any other purpose unless the District Board of Education removes or changes the specified use by taking the same type of action (resolution) it employed to previously commit those amounts. Committed fund balance also incorporates contractual obligations to the extent that existing resources in the fund have been specifically committed for use in satisfying those contractual requirements.

Assigned - Amounts in the assigned fund balance classification are intended to be used by the District for specific purposes but do not meet the criteria to be classified as restricted nor committed. In governmental funds other than the general fund, assigned fund balance represents the remaining amount that is not restricted or committed. In the general fund, assigned amounts represent intended uses established by policies of the District Board of Education, which includes giving the Treasurer the authority to constrain monies for intended purposes.

Unassigned - Unassigned fund balance is the residual classification for the general fund and includes all spendable amounts not contained in the other classifications. In other governmental funds, the unassigned classification is only used to report a deficit fund balance resulting from overspending for specific purposes for which amounts had been restricted, committed, or assigned.

The District applies restricted resources first when expenditures are incurred for purposes for which restricted and unrestricted (committed, assigned, and unassigned) fund balance is available. Similarly, within unrestricted fund balance, committed amounts are reduced first followed by assigned, and then unassigned amounts when expenditures are incurred for purposes for which amounts in any of the unrestricted fund balance classifications could be used.

**MECHANICSBURG EXEMPTED VILLAGE SCHOOL DISTRICT
CHAMPAIGN COUNTY, OHIO**

NOTES TO THE BASIC FINANCIAL STATEMENTS
FOR THE FISCAL YEAR ENDED JUNE 30, 2019

NOTE 2 - SUMMARY OF SIGNIFICANT ACCOUNTING POLICIES - (Continued)

M. Net Position

Net position represents the difference between assets and deferred outflows and liabilities and deferred inflows. The net position component “net investment in capital assets,” consists of capital assets, net of accumulated depreciation, reduced by the outstanding balances of any borrowing used for the acquisition, construction or improvement of those assets. Deferred outflows of resources and deferred inflows of resources that are attributable to the acquisition, construction or improvement of those assets or related debt also should be included in this component of net position. Net position is reported as restricted when there are limitations imposed on its use either through the enabling legislation adopted by the District or through external restrictions imposed by creditors, grantors or laws or regulations of other governments.

The District applies restricted resources first when an expense is incurred for purposes for which both restricted and unrestricted net position is available.

N. Prepayments

Certain payments to vendors reflect the costs applicable to future accounting periods and are recorded as prepaid items in both government-wide and fund financial statements. These items are reported as assets on the balance sheet using the consumption method. A current asset for the prepaid amounts is recorded at the time of the purchase and the expenditure/expense is reported in the year in which services are consumed.

O. Estimates

The preparation of the basic financial statements in conformity with GAAP requires management to make estimates and assumptions that affect the amounts reported in the basic financial statements and accompanying notes. Actual results may differ from those estimates.

P. Interfund Activity

Exchange transactions between funds are reported as revenues in the seller funds and as expenditures/expenses in the purchaser funds. Flows of cash or goods from one fund to another without a requirement for repayment are reported as interfund transfers. Interfund transfers are reported as other financing sources/uses in governmental funds. Repayments from funds responsible for particular expenditures/expenses to the funds that initially paid for them are not presented on the basic financial statements.

Q. Unamortized Bond Premiums and Deferred Charges on Debt Refunding

Bond premiums are deferred and amortized over the term of the bonds using the straight-line method, which approximates the effective interest method. Bond premiums are presented as an addition to the face amount of the bonds.

For advance refundings resulting in the defeasance of debt, the difference between the reacquisition price and the net carrying amount of the old debt is deferred and amortized as a component of interest expense. This accounting gain or loss is amortized over the remaining life of the old debt or the life of the new debt, whichever is shorter and is presented as a deferred inflow of resources or deferred outflow of resources.

**MECHANICSBURG EXEMPTED VILLAGE SCHOOL DISTRICT
CHAMPAIGN COUNTY, OHIO**

NOTES TO THE BASIC FINANCIAL STATEMENTS
FOR THE FISCAL YEAR ENDED JUNE 30, 2019

NOTE 2 - SUMMARY OF SIGNIFICANT ACCOUNTING POLICIES - (Continued)

R. Pensions/Other Postemployment Benefits (OPEB)

For purposes of measuring the net pension/OPEB liability, net OPEB asset, deferred outflows of resources and deferred inflows of resources related pensions/OPEB, and pension/OPEB expense, information about the fiduciary net position of the pension/OPEB plans and additions to/deductions from their fiduciary net position have been determined on the same basis as they are reported by the pension/OPEB plan. For this purpose, benefit payments (including refunds of employee contributions) are recognized when due and payable in accordance with the benefit terms. The pension/OPEB plans report investments at fair value.

S. Extraordinary and Special Items

Extraordinary items are transactions or events that are both unusual in nature and infrequent in occurrence. Special items are transactions or events that are within the control of the Board of Education and that are either unusual in nature or infrequent in occurrence. Neither type of transaction occurred during fiscal year 2019.

T. Fair value

The District categorizes its fair value measurements within the fair value hierarchy established by generally accepted accounting principles. The hierarchy is based on the valuation inputs used to measure the fair value of the asset. Level 1 inputs are quoted prices in active markets for identical assets; Level 2 inputs are significant other observable inputs; Level 3 inputs are significant unobservable inputs.

NOTE 3 - ACCOUNTABILITY AND COMPLIANCE

Change in Accounting Principles

For fiscal year 2019, the District has implemented GASB Statement No. 83, "*Certain Asset Retirement Obligations*" and GASB Statement No. 88, "*Certain Disclosures Related to Debt, Including Direct Borrowings and Direct Placements*".

GASB Statement No. 83 addresses accounting and financial reporting for certain asset retirement obligations (AROs). An ARO is a legally enforceable liability associated with the retirement of a tangible capital asset. A government that has legal obligations to perform future asset retirement activities related to its tangible capital assets should recognize a liability. The implementation of GASB Statement No. 83 did not have an effect on the financial statements of the District.

GASB Statement No. 88 improves the information that is disclosed in notes to the basic financial statements related to debt, including direct borrowings and direct placements. It also clarifies which liabilities governments should include when disclosing information related to debt. The implementation of GASB Statement No. 88 did not have an effect on the financial statement of the District.

**MECHANICSBURG EXEMPTED VILLAGE SCHOOL DISTRICT
CHAMPAIGN COUNTY, OHIO**

**NOTES TO THE BASIC FINANCIAL STATEMENTS
FOR THE FISCAL YEAR ENDED JUNE 30, 2019**

NOTE 4 - DEPOSITS AND INVESTMENTS

State statutes classify monies held by the District into three categories.

Active deposits are public deposits necessary to meet current demands on the treasury. Such monies must be maintained either as cash in the District treasury, in commercial accounts payable or withdrawable on demand, including negotiable order of withdrawal (NOW) accounts, or in money market deposit accounts.

Inactive deposits are public deposits that the Board of Education has identified as not required for use within the current five year period of designation of depositories. Inactive deposits must either be evidenced by certificates of deposit maturing not later than the end of the current period of designation of depositories, or by savings or deposit accounts including, but not limited to, passbook accounts.

Interim deposits are deposits of interim monies. Interim monies are those monies which are not needed for immediate use, but which will be needed before the end of the current period of designation of depositories.

Interim deposits must be evidenced by time certificates of deposit maturing not more than one year from the date of deposit or by savings or deposit accounts including passbook accounts.

Interim monies may be deposited or invested in the following securities:

1. United States Treasury Notes, Bills, Bonds, or any other obligation or security issued by the United States Treasury or any other obligation guaranteed as to principal and interest by the United States;
2. Bonds, notes, debentures, or any other obligations or securities issued by any federal government agency or instrumentality, including, but not limited to, the Federal National Mortgage Association, Federal Home Loan Bank, Federal Farm Credit Bank, Federal Home Loan Mortgage Corporation, Government National Mortgage Association, and Student Loan Marketing Association. All federal agency securities shall be direct issuances of federal government agencies or instrumentalities;
3. Written repurchase agreements in the securities listed above provided that the fair value of the securities subject to the repurchase agreement must exceed the principal value of the agreement by at least two percent and be marked to market daily, and that the term of the agreement must not exceed thirty days;
4. Bonds and other obligations of the State of Ohio;
5. No-load money market mutual funds consisting exclusively of obligations described in items (1) and (2) above and repurchase agreements secured by such obligations, provided that investments in securities described in this division are made only through eligible institutions;
6. The State Treasurer's investment pool, the State Treasury Asset Reserve of Ohio (STAR Ohio);
7. Certain banker's acceptance and commercial paper notes for a period not to exceed one-hundred-eighty days and two-hundred-seventy days, respectively, from the purchase date in an amount not to exceed forty percent of the interim monies available for investment at any one time; and,
8. Under limited circumstances, corporate debt interests rated in either of the two highest classifications by at least two nationally recognized rating agencies.

**MECHANICSBURG EXEMPTED VILLAGE SCHOOL DISTRICT
CHAMPAIGN COUNTY, OHIO**

NOTES TO THE BASIC FINANCIAL STATEMENTS
FOR THE FISCAL YEAR ENDED JUNE 30, 2019

NOTE 4 - DEPOSITS AND INVESTMENTS - (Continued)

Protection of the District's deposits is provided by the Federal Deposit Insurance Corporation (FDIC), by eligible securities pledged by the financial institution as security for repayment, by surety company bonds deposited with the Treasurer by the financial institution or by a single collateral pool established by the financial institution to secure the repayment of all public monies deposited with the institution.

Investments in stripped principal or interest obligations, reverse repurchase agreements and derivatives are prohibited. The issuance of taxable notes for the purpose of arbitrage, the use of leverage and short selling are also prohibited. An investment must mature within five years from the date of purchase unless matched to a specific obligation or debt of the District, and must be purchased with the expectation that it will be held to maturity. Investments may only be made through specified dealers and institutions. Payment for investments may be made only upon delivery of the securities representing the investments to the Treasurer or, if the securities are not represented by a certificate, upon receipt of confirmation of transfer from the custodian.

A. Deposits with Financial Institutions

At June 30, 2019, the carrying amount of all District deposits was \$3,661,869, and the bank balance of all District deposits was \$3,863,311. Of the bank balance, \$78,671 was exposed to custodial risk as discussed below because those deposits were uninsured and uncollateralized and \$3,784,640 was covered by the FDIC.

Custodial credit risk is the risk that, in the event of bank failure, the District will not be able to recover deposits or collateral securities that are in the possession of an outside party. The District has no deposit policy for custodial credit risk beyond the requirements of State statute. Ohio law requires that deposits either be insured or protected by (1) eligible securities pledged to the District's and deposited with a qualified trustee by the financial institution as security for repayment whose fair value at all times shall be at least 105 percent of the deposits being secured, or (2) participation in the Ohio Pooled Collateral System (OPCS), a collateral pool of eligible securities deposited with a qualified trustee and pledged to the Treasurer of State to secure the repayment of all public monies deposited in the financial institution. OPCS requires the total fair value of the securities pledged to be 102 percent of the deposits being secured or a rate set by the Treasurer of State. For 2019, the District's financial institutions were approved for a collateral rate of 102 percent through the OPCS. Although all statutory requirements for the deposit of money had been followed, noncompliance with Federal requirements could potentially subject the District to a successful claim by the FDIC.

B. Investments

As of June 30, 2019, the District had the following investment and maturity:

<u>Measurement/Investment type</u>	Investment Maturity				
	<u>Measurement Value</u>	<u>6 months or less</u>	<u>7 to 12 months</u>	<u>13 to 18 months</u>	<u>Greater than 24 months</u>
Fair value:					
Negotiable CDs	\$ 906,098	\$ -	\$ 124,625	\$ 301,569	\$ 479,904
Amortized cost:					
STAR Ohio	<u>5,410,785</u>	<u>5,410,785</u>	<u>-</u>	<u>-</u>	<u>-</u>
Total	<u>\$ 6,316,883</u>	<u>\$ 5,410,785</u>	<u>\$ 124,625</u>	<u>\$ 301,569</u>	<u>\$ 479,904</u>

The weighted average maturity of investments is 0.29 years.

**MECHANICSBURG EXEMPTED VILLAGE SCHOOL DISTRICT
CHAMPAIGN COUNTY, OHIO**

NOTES TO THE BASIC FINANCIAL STATEMENTS
FOR THE FISCAL YEAR ENDED JUNE 30, 2019

NOTE 4 - DEPOSITS AND INVESTMENTS - (Continued)

The District's investments in negotiable certificates of deposit are valued using quoted market prices that are not considered to be active, dealer quotations or alternative pricing sources for similar assets or liabilities for which all significant inputs are observable, either directly or indirectly (Level 2 inputs).

Interest Rate Risk: Interest rate risk arises as potential purchasers of debt securities will not agree to pay face value for those securities if interest rates subsequently increase. As a means of limiting its exposure to fair value losses arising from rising interest rates and according to State law, the District's investment policy limits investment portfolio maturities to five years or less.

Credit Risk: Standard & Poor's has assigned STAR Ohio an AAAM money market rating. Ohio law requires that STAR Ohio maintain the highest rating provided by at least one nationally recognized standard rating service. The negotiable CDs were not rated. The negotiable certificates of deposit are fully insured by the FDIC. The District's investment policy does not specifically address credit risk beyond requiring the District to only invest in securities authorized by State statute.

Custodial Credit Risk: For an investment, custodial credit risk is the risk that, in the event of the failure of the counterparty, the District will not be able to recover the value of its investments or collateral securities that are in the possession of an outside party. The District has no investment policy dealing with investment custodial risk beyond the requirement in State statute that prohibits payment for investments prior to the delivery of the securities representing such investments to the Treasurer or qualified trustee.

Concentration of Credit Risk: The District places no limit on the amount that may be invested in any one issuer. The following table includes the percentage of each investment type held by the District at June 30, 2019:

<u>Measurement/ Investment type</u>	<u>Measurement Value</u>	<u>% of Total</u>
Fair Value:		
Negotiable CDs	\$ 906,098	14.34
Amortized cost:		
STAR Ohio	<u>5,410,785</u>	<u>85.66</u>
Total	<u>\$ 6,316,883</u>	<u>100.00</u>

C. Reconciliation of Cash and Investments to the Statement of Net Position

The following is a reconciliation of cash and investments as reported in the note above to cash and investments as reported on the statement of net position as of June 30, 2019:

<u>Cash and investments per note</u>	
Carrying amount of deposits	\$ 3,661,869
Investments	<u>6,316,883</u>
Total	<u>\$ 9,978,752</u>
<u>Cash and investments per statement of net position</u>	
Governmental activities	\$ 9,850,784
Private-purpose trust fund	62,529
Agency funds	<u>65,439</u>
Total	<u>\$ 9,978,752</u>

**MECHANICSBURG EXEMPTED VILLAGE SCHOOL DISTRICT
CHAMPAIGN COUNTY, OHIO**

**NOTES TO THE BASIC FINANCIAL STATEMENTS
FOR THE FISCAL YEAR ENDED JUNE 30, 2019**

NOTE 5 - INTERFUND TRANSACTIONS

Interfund transfers for the year ended June 30, 2019, consisted of the following, as reported on the fund financial statements:

<u>Transfers to nonmajor governmental fund from:</u>	<u>Amount</u>
General fund	\$ 40,000

Transfers are used to move revenues from the fund that statute or budget required to collect them to the fund that statute or budget requires to expend them and to use unrestricted revenues collected in the general fund to finance various programs accounted for in other funds in accordance with budgetary authorizations.

Interfund transfers between governmental funds are eliminated for reporting purposes in the statement of activities.

All transfers were made in compliance with Ohio Revised Code Sections 5705.14, 5705.15 and 5705.16.

NOTE 6 - PROPERTY TAXES

Property taxes are levied and assessed on a calendar year basis while the District fiscal year runs from July through June. First half tax collections are received by the District in the second half of the fiscal year. Second half tax distributions occur in the first half of the following fiscal year.

Property taxes include amounts levied against all real property and public utility property. Real property tax revenues received in calendar year 2019 represent the collection of calendar year 2018 taxes. Real property taxes received in calendar year 2019 were levied after April 1, 2018, on the assessed values as of January 1, 2018, the lien date. Assessed values for real property taxes are established by State statute at 35 percent of appraised fair value. Real property taxes are payable annually or semiannually. If paid annually, payment is due December 31; if paid semiannually, the first payment is due December 31, with the remainder payable by June 20. Under certain circumstances, State statute permits alternate payment dates to be established. Public utility property tax revenues received in calendar year 2019 represent the collection of calendar year 2018 taxes. Public utility real and personal property taxes received in calendar year 2019 became a lien on December 31, 2017, were levied after April 1, 2018, and are collected with real property taxes. Public utility real property is assessed at 35 percent of true value; public utility tangible personal property is currently assessed at varying percentages of true value.

The District receives property taxes from Champaign and Madison Counties. The County Auditors periodically advance to the District its portion of the taxes collected. Second-half real property tax payments collected by the County by June 30, 2019, are available to finance fiscal year 2019 operations. The amount available as an advance at June 30, 2019 was \$228,396 in the general fund, \$44,805 in the bond retirement fund, \$20,470 in the permanent improvement fund (a nonmajor governmental fund), and \$3,450 in the classroom facilities maintenance fund (a nonmajor governmental fund).

The amount available for advance at June 30, 2018 was \$409,851 in the general fund, \$81,755 in the bond retirement fund, \$31,634 in the permanent improvement fund (a nonmajor governmental fund), and \$6,020 in the classroom facilities maintenance fund (a nonmajor governmental fund). The amount of second-half real property taxes available for advance at fiscal year-end can vary based on the date the tax bills are sent.

Accrued property taxes receivable includes real property, public utility property and delinquent tangible personal property taxes which are measurable as of June 30, 2019 and for which there is an enforceable legal claim. Although total property tax collections for the next fiscal year are measurable, only the amount of real property taxes available as an advance at June 30 was levied to finance current fiscal year operations and is reported as revenue at fiscal year end. The portion of the receivable not levied to finance current fiscal year operations is offset by a credit to deferred inflows.

**MECHANICSBURG EXEMPTED VILLAGE SCHOOL DISTRICT
CHAMPAIGN COUNTY, OHIO**

NOTES TO THE BASIC FINANCIAL STATEMENTS
FOR THE FISCAL YEAR ENDED JUNE 30, 2019

NOTE 6 - PROPERTY TAXES - (Continued)

On the accrual basis of accounting, collectible delinquent property taxes have been recorded as a receivable and revenue, while on a modified accrual basis of accounting the revenue has been reported as a deferred inflows of resources.

The assessed values upon which the fiscal year 2019 taxes were collected are:

	2018 Second Half Collections		2019 First Half Collections	
	<u>Amount</u>	<u>Percent</u>	<u>Amount</u>	<u>Percent</u>
Agricultural/residential and other real estate	\$ 104,776,120	96.10	\$ 105,269,670	96.00
Public utility personal	<u>4,254,940</u>	<u>3.90</u>	<u>4,391,120</u>	<u>4.00</u>
Total	<u>\$ 109,031,060</u>	<u>100.00</u>	<u>\$ 109,660,790</u>	<u>100.00</u>
Tax rate per \$1,000 of assessed valuation for:				
Operations	\$28.26		\$28.26	
Permanent improvement	5.50		5.50	
Bond retirement	4.60		4.74	

NOTE 7 - RECEIVABLES

Receivables at June 30, 2019 as reported on the statement of net position consisted of property taxes, income taxes, accrued interest, and intergovernmental grants and entitlements. All receivables are considered collectible in full due to the ability to foreclose for the nonpayment of taxes, the stable condition of State programs and the current year guarantee of federal funds. Receivables have been disaggregated on the face of the basic financial statements. All receivables are expected to be collected within the subsequent year.

NOTE 8 - INCOME TAXES

The District levies a voted income tax of one and one half percent on the income of residents and on estates for general operations of the District. The one half percent income tax became effective on January 1, 1997 and is in effect for a continual period of time. An additional five-year one percent tax was renewed by District voters in 2010 and expired December 31, 2016. Employers of residents are required to withhold income tax on employee compensation and then remit that income tax to the State, and taxpayers are required to file an annual return. The State makes quarterly distributions to the District after withholding amounts for administrative fees and estimated refunds. Income tax revenue is credited to the general fund and amounted to \$1,807,585 for fiscal year 2019.

**MECHANICSBURG EXEMPTED VILLAGE SCHOOL DISTRICT
CHAMPAIGN COUNTY, OHIO**

NOTES TO THE BASIC FINANCIAL STATEMENTS
FOR THE FISCAL YEAR ENDED JUNE 30, 2019

NOTE 9 - CAPITAL ASSETS

Capital asset activity for the fiscal year ended June 30, 2019, was as follows:

	<u>Balance</u> <u>6/30/18</u>	<u>Additions</u>	<u>Deductions</u>	<u>Balance</u> <u>6/30/19</u>
Governmental activities:				
<i>Capital assets, not being depreciated:</i>				
Land	\$ 250,000	\$ -	\$ -	\$ 250,000
Construction in progress	<u>126,645</u>	<u>423,695</u>	<u>(550,340)</u>	<u>-</u>
Total capital assets, not being depreciated	<u>376,645</u>	<u>423,695</u>	<u>(550,340)</u>	<u>250,000</u>
<i>Capital assets, being depreciated:</i>				
Land improvements	4,479,239	-	-	4,479,239
Buildings and improvements	21,773,610	630,000	-	22,403,610
Furniture and equipment	907,113	-	-	907,113
Vehicles	<u>1,006,159</u>	<u>114,153</u>	<u>(98,706)</u>	<u>1,021,606</u>
Total capital assets, being depreciated	<u>28,166,121</u>	<u>744,153</u>	<u>(98,706)</u>	<u>28,811,568</u>
<i>Less: accumulated depreciation</i>				
Land improvements	(2,496,731)	(223,962)	-	(2,720,693)
Buildings and improvements	(6,112,852)	(557,898)	-	(6,670,750)
Furniture and equipment	(638,897)	(47,930)	-	(686,827)
Vehicles	<u>(719,204)</u>	<u>(73,739)</u>	<u>98,706</u>	<u>(694,237)</u>
Total accumulated depreciation	<u>(9,967,684)</u>	<u>(903,529)</u>	<u>98,706</u>	<u>(10,772,507)</u>
Governmental activities capital assets, net	<u>\$ 18,575,082</u>	<u>\$ 264,319</u>	<u>\$ (550,340)</u>	<u>\$ 18,289,061</u>

Depreciation expense was charged to governmental functions as follows:

<u>Instruction:</u>	
Regular	\$ 600,126
Vocational	287
<u>Support services:</u>	
Instructional staff	599
Administration	18,896
Operations and maintenance	13,332
Pupil transportation	73,739
Central	2,487
Extracurricular activities	162,470
Food service operations	<u>31,593</u>
Total depreciation expense	<u>\$ 903,529</u>

**MECHANICSBURG EXEMPTED VILLAGE SCHOOL DISTRICT
CHAMPAIGN COUNTY, OHIO**

NOTES TO THE BASIC FINANCIAL STATEMENTS
FOR THE FISCAL YEAR ENDED JUNE 30, 2019

NOTE 10 - LONG-TERM OBLIGATIONS

- A. During the fiscal year 2019, the following activity occurred in governmental activities long-term obligations.

	Balance Outstanding <u>6/30/18</u>	<u>Additions</u>	<u>Reductions</u>	Balance Outstanding <u>6/30/19</u>	Amounts Due in <u>One Year</u>
Governmental activities:					
<i>General obligation bonds:</i>					
<u>Series 2012, refunding</u>					
Current interest bonds	\$ 5,245,000	\$ -	\$ -	\$ 5,245,000	\$ 350,000
Capital appreciation bonds	23,499	-	(23,499)	-	-
Accreted interest	258,944	67,557	(326,501)	-	-
Energy conservation bonds	365,000	-	(50,000)	315,000	45,000
Net pension liability	9,820,739	-	(494,672)	9,326,067	-
Net OPEB liability	2,219,395	8,857	(1,272,497)	955,755	-
Compensated absences payable	<u>576,663</u>	<u>166,850</u>	<u>(126,330)</u>	<u>617,183</u>	<u>113,793</u>
Total long-term obligations	<u>\$ 18,509,240</u>	<u>\$ 243,264</u>	<u>\$ (2,293,499)</u>	16,459,005	<u>\$ 508,793</u>
				Add: Unamortized premium on bonds	<u>546,113</u>
				Total on statement of net position	<u>\$ 17,005,118</u>

General obligation bonds, series 2012 refunding: The series 2012 refunding bonds were issued on August 14, 2012, mature on December 31, 2031, and carry interest rates from 1.0% to 3.0%. The bonds are comprised of current interest serial bonds (par value \$5,805,000) and capital appreciation bonds (par value \$114,996). Interest payments on the current interest bonds are due on June 1 and December 1 of each year.

The capital appreciation bonds mature at a redemption price equal to 100% of the principal plus accreted interest to the redemption date. The accreted value at maturity for the capital appreciation bonds is \$1,050,000.

The current interest bonds maturing on or after December 1, 2020 are subject to optional redemption, in whole or in part on any date in any order of maturity and by lot within a maturity on or after December 1, 2019 at par, which is 100% of the face value of the current interest bonds. The capital appreciation bonds are not subject to redemption prior to scheduled maturity.

The bonds were issued in order to advance refund the callable portion of the series 2004 general obligation bonds. The proceeds from the bond issue were used to purchase securities which were placed in an irrevocable trust to provide resources for all future debt service payments on the refunded debt. The reacquisition price exceeded the net carrying amount of the old debt by \$610,716. This amount is being netted against the new debt and amortized over the remaining life of the refunded debt, which is equal to the life of the new debt issued.

Energy conservation bonds, series 2011: The energy conservation bonds, series 2011, were issued on June 16, 2011, mature on December 1, 2025, and carry an interest rate of 5.45%. The bonds were issued for the purpose of purchasing and installing energy conservation improvements throughout the District. These improvements are not capital in nature and are expensed as incurred in the financial statements. Payments are due each June 1 and December 1 and are paid from the permanent improvement fund (a nonmajor governmental fund).

**MECHANICSBURG EXEMPTED VILLAGE SCHOOL DISTRICT
CHAMPAIGN COUNTY, OHIO**

NOTES TO THE BASIC FINANCIAL STATEMENTS
FOR THE FISCAL YEAR ENDED JUNE 30, 2019

NOTE 10 - LONG-TERM OBLIGATIONS - (Continued)

Net Pension Liability: The District's net pension liability is described in Note 12. The District pays obligations related to employee compensation from the fund benefitting from their service.

Net OPEB Liability: The District's net OPEB liability is described in Note 13. The District pays obligations related to employee compensation from the fund benefitting from their service.

Compensated Absences: Compensated absences will be paid primarily from the general fund.

- B.** Principal and interest requirements to retire the general obligation bonds outstanding at June 30, 2019 are as follows:

Fiscal Year Ending June 30,	Current Interest Bonds		
	Principal	Interest	Total
2020	\$ 350,000	\$ 129,063	\$ 479,063
2021	360,000	121,963	481,963
2022	365,000	114,713	479,713
2023	370,000	106,438	476,438
2024	380,000	97,063	477,063
2025 - 2029	2,050,000	335,402	2,385,402
2030 - 2032	<u>1,370,000</u>	<u>61,844</u>	<u>1,431,844</u>
Total	<u>\$ 5,245,000</u>	<u>\$ 966,486</u>	<u>\$ 6,211,486</u>

Principal and interest requirements to retire the energy conservation bonds outstanding at June 30, 2019 are as follows:

Fiscal Year Ending June 30,	Energy Conservation Bonds		
	Principal	Interest	Total
2020	\$ 45,000	\$ 15,941	\$ 60,941
2021	45,000	13,489	58,489
2022	45,000	11,036	56,036
2023	45,000	8,584	53,584
2024	45,000	6,131	51,131
2025 - 2026	<u>90,000</u>	<u>4,905</u>	<u>94,905</u>
Total	<u>\$ 315,000</u>	<u>\$ 60,086</u>	<u>\$ 375,086</u>

**MECHANICSBURG EXEMPTED VILLAGE SCHOOL DISTRICT
CHAMPAIGN COUNTY, OHIO**

**NOTES TO THE BASIC FINANCIAL STATEMENTS
FOR THE FISCAL YEAR ENDED JUNE 30, 2019**

NOTE 10 - LONG-TERM OBLIGATIONS - (Continued)

C. Legal Debt Margin

The Ohio Revised Code provides that voted net general obligation debt of the District shall never exceed 9% of the total assessed valuation of the District. The code further provides that unvoted indebtedness shall not exceed 1/10 of 1% of the property valuation of the District. The code additionally states that unvoted indebtedness related to energy conservation debt shall not exceed 9/10 of 1% of the property valuation of the District. The assessed valuation used in determining the District's legal debt margin has been modified by House Bill 530 which became effective March 30, 2006. In accordance with House Bill 530, the assessed valuation used in the District's legal debt margin calculation excluded tangible personal property used in business, telephone or telegraph property, interexchange telecommunications company property, and personal property owned or leased by a railroad company and used in railroad operations. The effects of these debt limitations at June 30, 2019, are a voted debt margin of \$4,993,824 (including available funds of \$405,342) and an unvoted debt margin of \$109,661.

NOTE 11 - RISK MANAGEMENT

The District does not have a "self-insurance" fund with formalized risk management programs. The District is exposed to various risks of loss related to torts, theft of, damage to, and destruction of assets, injuries to employees and natural disasters.

The District is a participant in the Stark County Schools Council of Governments (Council) Health Benefits Program for the purpose of obtaining benefits at a reduced premium for medical, dental, vision and accidental death and dismemberment insurance for its employees. The Council's Health Benefits Program is a shared risk pool comprised of 85 member school districts, educational service centers and related agencies. Rates are set through an annual calculation process. The District pays a monthly premium, which is paid into a common fund from which claim payments are made for all participants regardless of claims flow.

Postemployment health care is provided to plan participants or their beneficiaries through the respective retirement systems discussed in Note 13.

**MECHANICSBURG EXEMPTED VILLAGE SCHOOL DISTRICT
CHAMPAIGN COUNTY, OHIO**

**NOTES TO THE BASIC FINANCIAL STATEMENTS
FOR THE FISCAL YEAR ENDED JUNE 30, 2019**

NOTE 11 - RISK MANAGEMENT - (Continued)

During fiscal year 2019, the District participated in a joint self-insurance pool pursuant to Revised Code Section 2744.081 administered through the Ohio School Plan (OSP). Insurances are provided by OSP through a self-funded plan. Coverages provided by OSP are as follows:

Building and contents - replacement cost	\$39,489,254
Automobile liability	5,000,000
Uninsured motorists	1,000,000
Crime	100,000
General liability:	
Per occurrence	7,000,000
Total per year	15,000,000

Settled claims have not exceeded this commercial coverage in any of the past three years. There has been no significant reduction in the amounts of insurance coverage from fiscal year 2018.

OASBO WORKERS' COMPENSATION GROUP RATING

The District participates in the Ohio Association of School Business Officials (OASBO) Workers' Compensation Group Rating Plan (GRP), an insurance purchasing pool (Note 2.A.). The intent of the GRP is to achieve the benefit of a reduced premium for the District by virtue of its grouping and representation with other participants in the GRP. Participants in the GRP are placed on tiers according to their loss history. Participants with low loss histories are rewarded with greater savings than participants with higher loss histories. Each participant pays its workers' compensation premium to the State based on the rate for its GRP tier rather than its individual rate. Participation in the GRP is limited to school districts that can meet the GRP's selection criteria. The firm of Sheakley UniService, Inc. provides administrative, cost control, assistance with safety programs, and actuarial services to the GRP.

NOTE 12 - DEFINED BENEFIT PENSION PLANS

Net Pension Liability

The net pension liability reported on the statement of net position represents a liability to employees for pensions. Pensions are a component of exchange transactions—between an employer and its employees—of salaries and benefits for employee services. Pensions are provided to an employee—on a deferred-payment basis—as part of the total compensation package offered by an employer for employee services each financial period. The obligation to sacrifice resources for pensions is a present obligation because it was created as a result of employment exchanges that already have occurred.

The net pension liability represents the District's proportionate share of each pension plan's collective actuarial present value of projected benefit payments attributable to past periods of service, net of each pension plan's fiduciary net position. The net pension liability calculation is dependent on critical long-term variables, including estimated average life expectancies, earnings on investments, cost of living adjustments and others. While these estimates use the best information available, unknowable future events require adjusting this estimate annually.

The Ohio Revised Code limits the District's obligation for this liability to annually required payments. The District cannot control benefit terms or the manner in which pensions are financed; however, the District does receive the benefit of employees' services in exchange for compensation including pension.

**MECHANICSBURG EXEMPTED VILLAGE SCHOOL DISTRICT
CHAMPAIGN COUNTY, OHIO**

NOTES TO THE BASIC FINANCIAL STATEMENTS
FOR THE FISCAL YEAR ENDED JUNE 30, 2019

NOTE 12 - DEFINED BENEFIT PENSION PLANS - (Continued)

GASB 68 assumes the liability is solely the obligation of the employer, because (1) they benefit from employee services; and (2) State statute requires all funding to come from these employers. All contributions to date have come solely from these employers (which also includes costs paid in the form of withholdings from employees). State statute requires the pension plans to amortize unfunded liabilities within 30 years. If the amortization period exceeds 30 years, each pension plan's board must propose corrective action to the State legislature. Any resulting legislative change to benefits or funding could significantly affect the net pension liability. Resulting adjustments to the net pension liability would be effective when the changes are legally enforceable.

The proportionate share of each plan's unfunded benefits is presented as a long-term *net pension liability* on the accrual basis of accounting. Any liability for the contractually-required pension contribution outstanding at the end of the year is included in *pension and postemployment benefits payable* on both the accrual and modified accrual bases of accounting.

Plan Description - School Employees Retirement System (SERS)

Plan Description - The District non-teaching employees participate in SERS, a cost-sharing multiple-employer defined benefit pension plan administered by SERS. SERS provides retirement, disability and survivor benefits, annual cost-of-living adjustments, and death benefits to plan members and beneficiaries. Authority to establish and amend benefits is provided by Ohio Revised Code Chapter 3309. SERS issues a publicly available, stand-alone financial report that includes financial statements, required supplementary information and detailed information about SERS' fiduciary net position. That report can be obtained by visiting the SERS website at www.ohsers.org under Employers/Audit Resources.

Age and service requirements for retirement are as follows:

	Eligible to Retire on or before August 1, 2017 *	Eligible to Retire after August 1, 2017
Full benefits	Age 65 with 5 years of services credit; or Any age with 30 years of service credit	Age 67 with 10 years of service credit; or Age 57 with 30 years of service credit
Actuarially reduced benefits	Age 60 with 5 years of service credit; or Age 55 with 25 years of service credit	Age 62 with 10 years of service credit; or Age 60 with 25 years of service credit

* Members with 25 years of service credit as of August 1, 2017, will be included in this plan.

Annual retirement benefits are calculated based on final average salary multiplied by a percentage that varies based on years of service; 2.2% for the first thirty years of service and 2.5% for years of service credit over 30. Final average salary is the average of the highest three years of salary.

Effective January 1, 2018, SERS cost-of-living adjustment (COLA) changed from a fixed 3% annual increase to one based on the Consumer Price Index (CPI-W) with a cap of 2.5% and a floor of 0%. SERS also has the authority to award or suspend the COLA, or to adjust the COLA above or below CPI-W. SERS suspended the COLA increases for 2018, 2019 and 2020 for current retirees, and confirmed their intent to implement a four-year waiting period for the state of a COLA for future retirees.

**MECHANICSBURG EXEMPTED VILLAGE SCHOOL DISTRICT
CHAMPAIGN COUNTY, OHIO**

**NOTES TO THE BASIC FINANCIAL STATEMENTS
FOR THE FISCAL YEAR ENDED JUNE 30, 2019**

NOTE 12 - DEFINED BENEFIT PENSION PLANS - (Continued)

Funding Policy - Plan members are required to contribute 10% of their annual covered salary and the District is required to contribute 14% of annual covered payroll. The contribution requirements of plan members and employers are established and may be amended by the SERS' Retirement Board up to statutory maximum amounts of 10% for plan members and 14% for employers. The Retirement Board, acting with the advice of the actuary, allocates the employer contribution rate among four of the System's funds (Pension Trust Fund, Death Benefit Fund, Medicare B Fund, and Health Care Fund). For the fiscal year ended June 30, 2019, the allocation to pension, death benefits, and Medicare B was 13.5%. The remaining 0.5% of the employer contribution rate was allocated to the Health Care Fund.

The District's contractually required contribution to SERS was \$148,767 for fiscal year 2019. Of this amount, \$6,490 is reported as pension and postemployment benefits payable.

Plan Description - State Teachers Retirement System (STRS)

Plan Description - Licensed teachers participate in STRS Ohio, a cost-sharing multiple-employer public employee retirement system administered by STRS. STRS provides retirement and disability benefits to members and death and survivor benefits to beneficiaries. STRS issues a stand-alone financial report that includes financial statements, required supplementary information and detailed information about STRS' fiduciary net position. That report can be obtained by writing to STRS, 275 E. Broad St., Columbus, OH 43215-3771, by calling (888) 227-7877, or by visiting the STRS website at www.strsoh.org.

New members have a choice of three retirement plans; a Defined Benefit (DB) Plan, a Defined Contribution (DC) Plan and a Combined Plan. Benefits are established by Ohio Revised Code Chapter 3307. The DB Plan offers an annual retirement allowance based on final average salary multiplied by a percentage that varies based on years of service. Effective August 1, 2015, the calculation will be 2.2% of final average salary for the five highest years of earnings multiplied by all years of service. Effective July 1, 2017, the cost-of-living adjustment was reduced to zero. Members are eligible to retire at age 60 with five years of qualifying service credit, or age 55 with 26 years of service, or 31 years of service regardless of age. Eligibility changes will be phased in until August 1, 2026, when retirement eligibility for unreduced benefits will be five years of service credit and age 65, or 35 years of service credit and at least age 60.

The DC Plan allows members to place all their member contributions and 9.53% of the 14% employer contributions into an investment account. Investment allocation decisions are determined by the member. The remaining 4.47% of the 14% employer rate is allocated to the defined benefit unfunded liability. A member is eligible to receive a retirement benefit at age 50 and termination of employment. The member may elect to receive a lifetime monthly annuity or a lump sum withdrawal.

The Combined Plan offers features of both the DB Plan and the DC Plan. In the Combined Plan, 12% of the 14% member rate goes to the DC Plan and the remaining 2% is applied to the DB Plan. Member contributions to the DC Plan are allocated among investment choices by the member, and contributions to the DB Plan from the employer and the member are used to fund the defined benefit payment at a reduced level from the regular DB Plan. The defined benefit portion of the Combined Plan payment is payable to a member on or after age 60 with five years of service. The defined contribution portion of the account may be taken as a lump sum payment or converted to a lifetime monthly annuity after termination of employment at age 50 or later.

**MECHANICSBURG EXEMPTED VILLAGE SCHOOL DISTRICT
CHAMPAIGN COUNTY, OHIO**

NOTES TO THE BASIC FINANCIAL STATEMENTS
FOR THE FISCAL YEAR ENDED JUNE 30, 2019

NOTE 12 - DEFINED BENEFIT PENSION PLANS - (Continued)

New members who choose the DC Plan or Combined Plan will have another opportunity to reselect a permanent plan during their fifth year of membership. Members may remain in the same plan or transfer to another STRS plan. The optional annuitization of a member's defined contribution account or the defined contribution portion of a member's Combined Plan account to a lifetime benefit results in STRS bearing the risk of investment gain or loss on the account. STRS has therefore included all three plan options as one defined benefit plan for GASB 68 reporting purposes.

A DB or Combined Plan member with five or more years of credited service who is determined to be disabled may qualify for a disability benefit. Eligible survivors of members who die before service retirement may qualify for monthly benefits. New members on or after July 1, 2013, must have at least ten years of qualifying service credit to apply for disability benefits. Members in the DC Plan who become disabled are entitled only to their account balance. If a member of the DC Plan dies before retirement benefits begin, the member's designated beneficiary is entitled to receive the member's account balance.

Funding Policy - Employer and member contribution rates are established by the State Teachers Retirement Board and limited by Chapter 3307 of the Ohio Revised Code. For fiscal year 2019, plan members were required to contribute 14% of their annual covered salary. The District was required to contribute 14%; the entire 14% was the portion used to fund pension obligations. The fiscal year 2019 contribution rates were equal to the statutory maximum rates.

The District's contractually required contribution to STRS was \$556,163 for fiscal year 2019. Of this amount, \$93,356 is reported as pension and postemployment benefits payable.

Pension Liabilities, Pension Expense, and Deferred Outflows of Resources and Deferred Inflows of Resources Related to Pensions

The net pension liability was measured as of June 30, 2018, and the total pension liability used to calculate the net pension liability was determined by an actuarial valuation as of that date. The District's proportion of the net pension liability was based on the District's share of contributions to the pension plan relative to the projected contributions of all participating entities.

Following is information related to the proportionate share and pension expense:

	<u>SERS</u>	<u>STRS</u>	<u>Total</u>
Proportion of the net pension liability prior measurement date	0.03469750%	0.03261448%	
Proportion of the net pension liability current measurement date	<u>0.03379180%</u>	<u>0.03361302%</u>	
Change in proportionate share	<u>-0.00090570%</u>	<u>0.00099854%</u>	
Proportionate share of the net pension liability	\$ 1,935,319	\$ 7,390,748	\$ 9,326,067
Pension expense	\$ 166,026	\$ 803,255	\$ 969,281

**MECHANICSBURG EXEMPTED VILLAGE SCHOOL DISTRICT
CHAMPAIGN COUNTY, OHIO**

NOTES TO THE BASIC FINANCIAL STATEMENTS
FOR THE FISCAL YEAR ENDED JUNE 30, 2019

NOTE 12 - DEFINED BENEFIT PENSION PLANS - (Continued)

At June 30, 2019, the District reported deferred outflows of resources and deferred inflows of resources related to pensions from the following sources:

	<u>SERS</u>	<u>STRS</u>	<u>Total</u>
Deferred outflows of resources			
Differences between expected and actual experience	\$ 106,140	\$ 170,599	\$ 276,739
Changes of assumptions	43,702	1,309,781	1,353,483
Difference between employer contributions and proportionate share of contributions/ change in proportionate share	55,867	319,079	374,946
Contributions subsequent to the measurement date	<u>148,767</u>	<u>556,163</u>	<u>704,930</u>
Total deferred outflows of resources	<u>\$ 354,476</u>	<u>\$ 2,355,622</u>	<u>\$ 2,710,098</u>
	<u>SERS</u>	<u>STRS</u>	<u>Total</u>
Deferred inflows of resources			
Differences between expected and actual experience	\$ -	\$ 48,265	\$ 48,265
Net difference between projected and actual earnings on pension plan investments	53,622	448,165	501,787
Difference between employer contributions and proportionate share of contributions/ change in proportionate share	<u>25,020</u>	<u>99,498</u>	<u>124,518</u>
Total deferred inflows of resources	<u>\$ 78,642</u>	<u>\$ 595,928</u>	<u>\$ 674,570</u>

\$704,930 reported as deferred outflows of resources related to pension resulting from District contributions subsequent to the measurement date will be recognized as a reduction of the net pension liability in the year ending June 30, 2020.

Other amounts reported as deferred outflows of resources and deferred inflows of resources related to pension will be recognized in pension expense as follows:

	<u>SERS</u>	<u>STRS</u>	<u>Total</u>
Fiscal Year Ending June 30:			
2020	\$ 159,293	\$ 727,166	\$ 886,459
2021	47,732	492,258	539,990
2022	(63,511)	45,218	(18,293)
2023	<u>(16,447)</u>	<u>(61,111)</u>	<u>(77,558)</u>
Total	<u>\$ 127,067</u>	<u>\$ 1,203,531</u>	<u>\$ 1,330,598</u>

**MECHANICSBURG EXEMPTED VILLAGE SCHOOL DISTRICT
CHAMPAIGN COUNTY, OHIO**

**NOTES TO THE BASIC FINANCIAL STATEMENTS
FOR THE FISCAL YEAR ENDED JUNE 30, 2019**

NOTE 12 - DEFINED BENEFIT PENSION PLANS - (Continued)

Actuarial Assumptions - SERS

SERS' total pension liability was determined by their actuaries in accordance with GASB Statement No. 67, as part of their annual actuarial valuation for each defined benefit retirement plan. Actuarial valuations of an ongoing plan involve estimates of the value of reported amounts (e.g., salaries, credited service) and assumptions about the probability of occurrence of events far into the future (e.g., mortality, disabilities, retirements, employment termination). Actuarially determined amounts are subject to continual review and potential modifications, as actual results are compared with past expectations and new estimates are made about the future.

Projections of benefits for financial reporting purposes are based on the substantive plan (the plan as understood by the employers and plan members) and include the types of benefits provided at the time of each valuation and the historical pattern of sharing benefit costs between the employers and plan members to that point. The projection of benefits for financial reporting purposes does not explicitly incorporate the potential effects of legal or contractual funding limitations.

Actuarial calculations reflect a long-term perspective. For a newly hired employee, actuarial calculations will take into account the employee's entire career with the employer and also take into consideration the benefits, if any, paid to the employee after termination of employment until the death of the employee and any applicable contingent annuitant. In many cases actuarial calculations reflect several decades of service with the employer and the payment of benefits after termination.

Key methods and assumptions used in calculating the total pension liability in the latest actuarial valuation, prepared as of June 30, 2018, are presented below:

Wage inflation	3.00%
Future salary increases, including inflation	3.50% to 18.20%
COLA or ad hoc COLA	2.50%, on and after April 1, 2018, COLA's for future retirees will be delayed for three years following commencement
Investment rate of return	7.50% net of investments expense, including inflation
Actuarial cost method	Entry age normal (level percent of payroll)

For 2018, the mortality rates were based on the RP-2014 Blue Collar Mortality Table with fully generational projection and a five-year age set-back for both males and females. Mortality among service retired members, and beneficiaries were based upon the RP-2014 Blue Collar Mortality Table with fully generational projection with Scale BB, 120% of male rates, and 110% of female rates. Mortality among disabled members was based upon the RP-2000 Disabled Mortality Table, 90% for male rates and 100% for female rates, set back five years is used for the period after disability retirement.

The most recent experience study was completed for the five year period ended June 30, 2015.

The long-term return expectation for the Pension Plan Investments has been determined using a building-block approach and assumes a time horizon, as defined in SERS' *Statement of Investment Policy*. A forecasted rate of inflation serves as the baseline for the return expectation. Various real return premiums over the baseline inflation rate have been established for each asset class. The long-term expected nominal rate of return has been determined by calculating a weighted average of the expected real return premiums for each asset class, adding the projected inflation rate, and adding the expected return from rebalancing uncorrelated asset classes.

**MECHANICSBURG EXEMPTED VILLAGE SCHOOL DISTRICT
CHAMPAIGN COUNTY, OHIO**

NOTES TO THE BASIC FINANCIAL STATEMENTS
FOR THE FISCAL YEAR ENDED JUNE 30, 2019

NOTE 12 - DEFINED BENEFIT PENSION PLANS - (Continued)

The target allocation and best estimates of arithmetic real rates of return for each major assets class are summarized in the following table:

Asset Class	Target Allocation	Long Term Expected Real Rate of Return
Cash	1.00 %	0.50 %
US Equity	22.50	4.75
International Equity	22.50	7.00
Fixed Income	19.00	1.50
Private Equity	10.00	8.00
Real Assets	15.00	5.00
Multi-Asset Strategies	10.00	3.00
Total	<u>100.00 %</u>	

Discount Rate - The total pension liability was calculated using the discount rate of 7.50%. The projection of cash flows used to determine the discount rate assumed the contributions from employers and from the members would be computed based on contribution requirements as stipulated by State statute. Projected inflows from investment earning were calculated using the long-term assumed investment rate of return (7.50%). Based on those assumptions, the plan's fiduciary net position was projected to be available to make all future benefit payments of current plan members. Therefore, the long-term expected rate of return on pension plan investments was applied to all periods of projected benefits to determine the total pension liability.

Sensitivity of the District's Proportionate Share of the Net Pension Liability to Changes in the Discount Rate - Net pension liability is sensitive to changes in the discount rate, and to illustrate the potential impact the following table presents the net pension liability calculated using the discount rate of 7.50%, as well as what each plan's net pension liability would be if it were calculated using a discount rate that is one percentage point lower (6.50%), or one percentage point higher (8.50%) than the current rate.

	1% Decrease (6.50%)	Current Discount Rate (7.50%)	1% Increase (8.50%)
District's proportionate share of the net pension liability	\$ 2,726,043	\$ 1,935,319	\$ 1,272,350

Actuarial Assumptions - STRS

Key methods and assumptions used in the latest actuarial valuation, reflecting experience study results used in the July 1, 2018, actuarial valuation are presented below:

	July 1, 2018
Inflation	2.50%
Projected salary increases	12.50% at age 20 to 2.50% at age 65
Investment rate of return	7.45%, net of investment expenses, including inflation
Payroll increases	3.00%
Cost-of-living adjustments (COLA)	0.0%, effective July 1, 2017

**MECHANICSBURG EXEMPTED VILLAGE SCHOOL DISTRICT
CHAMPAIGN COUNTY, OHIO**

NOTES TO THE BASIC FINANCIAL STATEMENTS
FOR THE FISCAL YEAR ENDED JUNE 30, 2019

NOTE 12 - DEFINED BENEFIT PENSION PLANS - (Continued)

For the July 1, 2018, actuarial valuation, post-retirement mortality rates for healthy retirees are based on the RP-2014 Annuitant Mortality Table with 50% of rates through age 69, 70% of rates between ages 70 and 79, 90% of rates between ages 80 and 84, and 100% of rates thereafter, projected forward generationally using mortality improvement scale MP-2016. Post-retirement disabled mortality rates are based on the RP-2014 Disabled Mortality Table with 90% of rates for males and 100% of rates for females, projected forward generationally using mortality improvement scale MP-2016. Pre-retirement mortality rates are based on RP-2014 Employee Mortality Table, projected forward generationally using mortality improvement scale MP-2016.

Actuarial assumptions used in the July 1, 2018 valuation are based on the results of an actuarial experience study for the period July 1, 2011 through June 30, 2016.

STRS Ohio's investment consultant develops an estimate range for the investment return assumption based on the target allocation adopted by the Retirement Board. The target allocation and long-term expected rate of return for each major asset class are summarized as follows:

Asset Class	Target Allocation**	Long Term Expected Real Rate of Return *
Domestic Equity	28.00 %	7.35 %
International Equity	23.00	7.55
Alternatives	17.00	7.09
Fixed Income	21.00	3.00
Real Estate	10.00	6.00
Liquidity Reserves	1.00	2.25
Total	<u>100.00 %</u>	

*10-Year geometric nominal returns, which include the real rate of return and inflation of 2.25% and does not include investment expenses. Over a 30-year period, STRS' investment consultant indicates that the above target allocations should generate a return above the actuarial rate of return, without net value added by management.

**The Target Allocation percentage is effective as of July 1, 2017. Target weights will be phased in over a 24-month period concluding on July 1, 2019.

Discount Rate - The discount rate used to measure the total pension liability was 7.45% as of June 30, 2018. The projection of cash flows used to determine the discount rate assumes member and employer contributions will be made at the statutory contribution rates in accordance with rate increases described above. For this purpose, only employer contributions that are intended to fund benefits of current plan members and their beneficiaries are included. Projected employer contributions that are intended to fund the service costs of future plan members and their beneficiaries, as well as projected contributions from future plan members, are not included. Based on those assumptions, STRS' fiduciary net position was projected to be available to make all projected future benefit payments to current plan members as of June 30, 2018. Therefore, the long-term expected rate of return on pension plan investments of 7.45% was applied to all periods of projected benefit payment to determine the total pension liability as of June 30, 2018.

**MECHANICSBURG EXEMPTED VILLAGE SCHOOL DISTRICT
CHAMPAIGN COUNTY, OHIO**

NOTES TO THE BASIC FINANCIAL STATEMENTS
FOR THE FISCAL YEAR ENDED JUNE 30, 2019

NOTE 12 - DEFINED BENEFIT PENSION PLANS - (Continued)

Sensitivity of the District's Proportionate Share of the Net Pension Liability to Changes in the Discount Rate - The following table presents the District's proportionate share of the net pension liability calculated using the current period discount rate assumption of 7.45%, as well as what the District's proportionate share of the net pension liability would be if it were calculated using a discount rate that is one-percentage-point lower (6.45%) or one-percentage-point higher (8.45%) than the current rate:

	1% Decrease (6.45%)	Current Discount Rate (7.45%)	1% Increase (8.45%)
District's proportionate share of the net pension liability	\$ 10,793,215	\$ 7,390,748	\$ 4,511,022

NOTE 13 - DEFINED BENEFIT OPEB PLANS

Net OPEB Liability/Asset

The net OPEB liability/asset reported on the statement of net position represents a liability/asset to employees for OPEB. OPEB is a component of exchange transactions—between an employer and its employees—of salaries and benefits for employee services. OPEB are provided to an employee—on a deferred-payment basis—as part of the total compensation package offered by an employer for employee services each financial period. The obligation to sacrifice resources for OPEB is a present obligation because it was created as a result of employment exchanges that already have occurred.

The net OPEB liability/asset represents the District's proportionate share of each OPEB plan's collective actuarial present value of projected benefit payments attributable to past periods of service, net of each OPEB plan's fiduciary net position. The net OPEB liability/asset calculation is dependent on critical long-term variables, including estimated average life expectancies, earnings on investments, cost of living adjustments and others. While these estimates use the best information available, unknowable future events require adjusting these estimates annually.

The Ohio Revised Code limits the District's obligation for this liability to annually required payments. The District cannot control benefit terms or the manner in which OPEB are financed; however, the District does receive the benefit of employees' services in exchange for compensation including OPEB.

GASB 75 assumes the liability is solely the obligation of the employer, because they benefit from employee services. OPEB contributions come from these employers and health care plan enrollees which pay a portion of the health care costs in the form of a monthly premium. The Ohio Revised Code permits, but does not require the retirement systems to provide healthcare to eligible benefit recipients. Any change to benefits or funding could significantly affect the net OPEB liability/asset. Resulting adjustments to the net OPEB liability/asset would be effective when the changes are legally enforceable. The retirement systems may allocate a portion of the employer contributions to provide for these OPEB benefits.

The proportionate share of each plan's unfunded benefits is presented as a long-term *net OPEB liability* or *net OPEB asset* on the accrual basis of accounting. Any liability for the contractually-required OPEB contribution outstanding at the end of the year is included in *pension and postemployment benefits payable* on both the accrual and modified accrual bases of accounting.

**MECHANICSBURG EXEMPTED VILLAGE SCHOOL DISTRICT
CHAMPAIGN COUNTY, OHIO**

NOTES TO THE BASIC FINANCIAL STATEMENTS
FOR THE FISCAL YEAR ENDED JUNE 30, 2019

NOTE 13 - DEFINED BENEFIT OPEB PLANS - (Continued)

Plan Description - School Employees Retirement System (SERS)

Health Care Plan Description - The District contributes to the SERS Health Care Fund, administered by SERS for non-certificated retirees and their beneficiaries. For GASB 75 purposes, this plan is considered a cost-sharing other postemployment benefit (OPEB) plan. SERS' Health Care Plan provides healthcare benefits to eligible individuals receiving retirement, disability, and survivor benefits, and to their eligible dependents. Members who retire after June 1, 1986, need 10 years of service credit, exclusive of most types of purchased credit, to qualify to participate in SERS' health care coverage. In addition to age and service retirees, disability benefit recipients and beneficiaries who are receiving monthly benefits due to the death of a member or retiree, are eligible for SERS' health care coverage. Most retirees and dependents choosing SERS' health care coverage are over the age of 65 and therefore enrolled in a fully insured Medicare Advantage plan; however, SERS maintains a traditional, self-insured preferred provider organization for its non-Medicare retiree population. For both groups, SERS offers a self-insured prescription drug program. Health care is a benefit that is permitted, not mandated, by statute. The financial report of the Plan is included in the SERS Comprehensive Annual Financial Report which can be obtained on SERS' website at www.ohsers.org under Employers/Audit Resources.

Access to health care for retirees and beneficiaries is permitted in accordance with Section 3309 of the Ohio Revised Code. The Health Care Fund was established and is administered in accordance with Internal Revenue Code Section 105(e). SERS' Retirement Board reserves the right to change or discontinue any health plan or program. Active employee members do not contribute to the Health Care Plan. The SERS Retirement Board established the rules for the premiums paid by the retirees for health care coverage for themselves and their dependents or for their surviving beneficiaries. Premiums vary depending on the plan selected, qualified years of service, Medicare eligibility, and retirement status.

Funding Policy - State statute permits SERS to fund the health care benefits through employer contributions. Each year, after the allocation for statutorily required pensions and benefits, the Retirement Board may allocate the remainder of the employer contribution of 14% of covered payroll to the Health Care Fund in accordance with the funding policy. For fiscal year 2019, 0.5% of covered payroll was made to health care. An additional health care surcharge on employers is collected for employees earning less than an actuarially determined minimum compensation amount, pro-rated if less than a full year of service credit was earned. For fiscal year 2019, this amount was \$21,600. Statutes provide that no employer shall pay a health care surcharge greater than 2% of that employer's SERS-covered payroll; nor may SERS collect in aggregate more than 1.5% of the total statewide SERS-covered payroll for the health care surcharge. For fiscal year 2019, the District's surcharge obligation was \$21,200.

The surcharge added to the allocated portion of the 14% employer contribution rate is the total amount assigned to the Health Care Fund. The District's contractually required contribution to SERS was \$26,710 for fiscal year 2019. Of this amount, \$21,440 is reported as pension and postemployment benefits payable.

Plan Description - State Teachers Retirement System (STRS)

Plan Description - The State Teachers Retirement System of Ohio (STRS) administers a cost-sharing Health Plan administered for eligible retirees who participated in the defined benefit or combined pension plans offered by STRS. Ohio law authorizes STRS to offer this plan. Benefits include hospitalization, physicians' fees, prescription drugs and partial reimbursement of monthly Medicare Part B premiums. Medicare Part B premium reimbursements will be discontinued effective January 1, 2020. The Plan is included in the report of STRS which can be obtained by visiting www.strsoh.org or by calling (888) 227-7877.

**MECHANICSBURG EXEMPTED VILLAGE SCHOOL DISTRICT
CHAMPAIGN COUNTY, OHIO**

NOTES TO THE BASIC FINANCIAL STATEMENTS
FOR THE FISCAL YEAR ENDED JUNE 30, 2019

NOTE 13 - DEFINED BENEFIT OPEB PLANS - (Continued)

Funding Policy – Ohio Revised Code Chapter 3307 authorizes STRS to offer the Plan and gives the Retirement Board discretionary authority over how much, if any, of the health care costs will be absorbed by STRS. Active employee members do not contribute to the Health Care Plan. Nearly all health care plan enrollees, for the most recent year, pay a portion of the health care costs in the form of a monthly premium. Under Ohio law, funding for post-employment health care may be deducted from employer contributions, currently 14% of covered payroll. For the fiscal year ended June 30, 2019, STRS did not allocate any employer contributions to post-employment health care.

OPEB Liabilities/Assets, OPEB Expense, and Deferred Outflows of Resources and Deferred Inflows of Resources Related to OPEB

The net OPEB liability/asset was measured as of June 30, 2018, and the total OPEB liability/asset used to calculate the net OPEB liability/asset was determined by an actuarial valuation as of that date. The District's proportion of the net OPEB liability/asset was based on the District's share of contributions to the respective retirement systems relative to the contributions of all participating entities. Following is information related to the proportionate share and OPEB expense:

	SERS	STRS	Total
Proportion of the net OPEB liability prior measurement date	0.03528280%	0.03261448%	
Proportion of the net OPEB liability/asset current measurement date	<u>0.03445070%</u>	<u>0.03361302%</u>	
Change in proportionate share	<u>-0.00083210%</u>	<u>0.00099854%</u>	
Proportionate share of the net OPEB liability	\$ 955,755	\$ -	\$ 955,755
Proportionate share of the net OPEB asset	\$ -	\$ (540,127)	\$ (540,127)
OPEB expense	\$ 55,981	\$ (1,170,162)	\$ (1,114,181)

**MECHANICSBURG EXEMPTED VILLAGE SCHOOL DISTRICT
CHAMPAIGN COUNTY, OHIO**

NOTES TO THE BASIC FINANCIAL STATEMENTS
FOR THE FISCAL YEAR ENDED JUNE 30, 2019

NOTE 13 - DEFINED BENEFIT OPEB PLANS - (Continued)

At June 30, 2019, the District reported deferred outflows of resources and deferred inflows of resources related to OPEB from the following sources:

	<u>SERS</u>	<u>STRS</u>	<u>Total</u>
Deferred outflows of resources			
Differences between expected and actual experience	\$ 15,601	\$ 63,087	\$ 78,688
Difference between employer contributions and proportionate share of contributions/ change in proportionate share	24,788	35,583	60,371
Contributions subsequent to the measurement date	<u>26,710</u>	<u>-</u>	<u>26,710</u>
Total deferred outflows of resources	<u>\$ 67,099</u>	<u>\$ 98,670</u>	<u>\$ 165,769</u>
	<u>SERS</u>	<u>STRS</u>	<u>Total</u>
Deferred inflows of resources			
Differences between expected and actual experience	\$ -	\$ 31,469	\$ 31,469
Net difference between projected and actual earnings on pension plan investments	1,434	61,704	63,138
Changes of assumptions	85,867	735,966	821,833
Difference between employer contributions and proportionate share of contributions/ change in proportionate share	<u>28,580</u>	<u>22,849</u>	<u>51,429</u>
Total deferred inflows of resources	<u>\$ 115,881</u>	<u>\$ 851,988</u>	<u>\$ 967,869</u>

\$26,710 reported as deferred outflows of resources related to OPEB resulting from District contributions subsequent to the measurement date will be recognized as a reduction of the net OPEB liability/asset in the year ending June 30, 2020. Other amounts reported as deferred outflows of resources and deferred inflows of resources related to OPEB will be recognized in OPEB expense as follows:

	<u>SERS</u>	<u>STRS</u>	<u>Total</u>
Fiscal Year Ending June 30:			
2020	\$ (26,145)	\$ (135,791)	\$ (161,936)
2021	(21,894)	(135,791)	(157,685)
2022	(8,440)	(135,789)	(144,229)
2023	(7,832)	(121,777)	(129,609)
2024	(7,927)	(116,863)	(124,790)
Thereafter	<u>(3,254)</u>	<u>(107,307)</u>	<u>(110,561)</u>
Total	<u>\$ (75,492)</u>	<u>\$ (753,318)</u>	<u>\$ (828,810)</u>

**MECHANICSBURG EXEMPTED VILLAGE SCHOOL DISTRICT
CHAMPAIGN COUNTY, OHIO**

NOTES TO THE BASIC FINANCIAL STATEMENTS
FOR THE FISCAL YEAR ENDED JUNE 30, 2019

NOTE 13 - DEFINED BENEFIT OPEB PLANS - (Continued)

Actuarial Assumptions - SERS

The total OPEB liability is determined by SERS' actuaries in accordance with GASB Statement No. 74, as part of their annual actuarial valuation for each retirement plan. Actuarial valuations of an ongoing plan involve estimates of the value of reported amounts (e.g., salaries, credited service) and assumptions about the probability of occurrence of events far into the future (e.g., mortality, disabilities, retirements, employment terminations). Actuarially determined amounts are subject to continual review and potential modifications, as actual results are compared with past expectations and new estimates are made about the future.

Projections of benefits for financial reporting purposes are based on the substantive plan (the plan as understood by the employers and plan members) and include the types of benefits provided at the time of each valuation and the historical pattern of sharing benefit costs between the employers and plan members to that point. The projection of benefits for financial reporting purposes does not explicitly incorporate the potential effects of legal or contractual funding limitations.

Actuarial calculations reflect a long-term perspective. For a newly hired employee, actuarial calculations will take into account the employee's entire career with the employer and also take into consideration the benefits, if any, paid to the employee after termination of employment until the death of the employee and any applicable contingent annuitant. In many cases, actuarial calculations reflect several decades of service with the employer and the payment of benefits after termination.

Key methods and assumptions used in calculating the total OPEB liability in the latest actuarial valuation date of June 30, 2018, are presented below:

Wage inflation	3.00%
Future salary increases, including inflation	3.50% to 18.20%
Investment rate of return	7.50% net of investments expense, including inflation
Municipal bond index rate:	
Measurement date	3.62%
Prior measurement date	3.56%
Single equivalent interest rate, net of plan investment expense, including price inflation:	
Measurement date	3.70%
Prior measurement date	3.63%
Medical trend assumption:	
Medicare	5.375 to 4.75%
Pre-Medicare	7.25 to 4.75%

Mortality rates were based on the RP-2014 Blue Collar Mortality Table with fully generational projection and Scale BB, 120% of male rates and 110% of female rates. RP-2000 Disabled Mortality Table with 90% for male rates and 100% for female rates set back five years.

The most recent experience study was completed for the five year period ended June 30, 2015.

**MECHANICSBURG EXEMPTED VILLAGE SCHOOL DISTRICT
CHAMPAIGN COUNTY, OHIO**

NOTES TO THE BASIC FINANCIAL STATEMENTS
FOR THE FISCAL YEAR ENDED JUNE 30, 2019

NOTE 13 - DEFINED BENEFIT OPEB PLANS - (Continued)

The long-term expected rate of return on plan assets is reviewed as part of the actuarial five-year experience study. The most recent study covers fiscal years 2010 through 2015, and was adopted by the Board on April 21, 2016. Several factors are considered in evaluating the long-term rate of return assumption including long-term historical data, estimates inherent in current market data, and a log-normal distribution analysis in which best-estimate ranges of expected future real rates of return were developed by the investment consultant for each major asset class. These ranges were combined to produce the long-term expected rate of return, 7.50%, by weighting the expected future real rates of return by the target asset allocation percentage and then adding expected inflation. The capital market assumptions developed by the investment consultant are intended for use over a 10-year horizon and may not be useful in setting the long-term rate of return for funding pension plans which covers a longer timeframe. The assumption is intended to be a long-term assumption and is not expected to change absent a significant change in the asset allocation, a change in the inflation assumption, or a fundamental change in the market that alters expected returns in future years.

The target asset allocation and best estimates of arithmetic real rates of return for each major asset class, as used in the June 30, 2015 five-year experience study, are summarized as follows:

<u>Asset Class</u>	<u>Target Allocation</u>	<u>Long-Term Expected Real Rate of Return</u>
Cash	1.00 %	0.50 %
US Equity	22.50	4.75
International Equity	22.50	7.00
Fixed Income	19.00	1.50
Private Equity	10.00	8.00
Real Assets	15.00	5.00
Multi-Asset Strategies	10.00	3.00
Total	<u>100.00 %</u>	

Discount Rate - The discount rate used to measure the total OPEB liability at June 30, 2018 was 3.70%. The discount rate used to measure total OPEB liability prior to June 30, 2018 was 3.63%. The projection of cash flows used to determine the discount rate assumed that contributions will be made from members and the System at the state statute contribution rate of 2.00% of projected covered employee payroll each year, which includes a 1.50% payroll surcharge and 0.50% of contributions from the basic benefits plan. Based on these assumptions, the OPEB plan's fiduciary net position was projected to become insufficient to make future benefit payments during the fiscal year ending June 30, 2026. Therefore, the long-term expected rate of return on OPEB plan assets was used to present value the projected benefit payments through the fiscal year ending June 30, 2025 and the Fidelity General Obligation 20-year Municipal Bond Index rate of 3.62%, as of June 30, 2018 (i.e. municipal bond rate), was used to present value the projected benefit payments for the remaining years in the projection. A municipal bond rate of 3.56% was used as of June 30, 2017. The total present value of projected benefit payments from all years was then used to determine the single rate of return that was used as the discount rate. The projection of future benefit payments for all current plan members was until the benefit payments ran out.

**MECHANICSBURG EXEMPTED VILLAGE SCHOOL DISTRICT
CHAMPAIGN COUNTY, OHIO**

NOTES TO THE BASIC FINANCIAL STATEMENTS
FOR THE FISCAL YEAR ENDED JUNE 30, 2019

NOTE 13 - DEFINED BENEFIT OPEB PLANS - (Continued)

Sensitivity of the District's Proportionate Share of the Net OPEB Liability to Changes in the Discount Rate and Changes in the Health Care Cost Trend Rates - The net OPEB liability is sensitive to changes in the discount rate and the health care cost trend rate. The following table presents the net OPEB liability of SERS, what SERS' net OPEB liability would be if it were calculated using a discount rate that is 1 percentage point lower (2.70%) and higher (4.70%) than the current discount rate (3.70%). Also shown is what SERS' net OPEB liability would be based on health care cost trend rates that are 1 percentage point lower (6.25% decreasing to 3.75%) and higher (8.25% decreasing to 5.75%) than the current rate.

	1% Decrease (2.70%)	Current Discount Rate (3.70%)	1% Increase (4.70%)
District's proportionate share of the net OPEB liability	\$ 1,159,734	\$ 955,755	\$ 794,243

	1% Decrease (6.25 % decreasing to 3.75 %)	Current Trend Rate (7.25 % decreasing to 4.75 %)	1% Increase (8.25 % decreasing to 5.75 %)
District's proportionate share of the net OPEB liability	\$ 771,119	\$ 955,755	\$ 1,200,247

Actuarial Assumptions - STRS

Key methods and assumptions used in the latest actuarial valuation, reflecting experience study results used in the July 1, 2018, actuarial valuation, compared with July 1, 2017, are presented below:

	July 1, 2018	July 1, 2017
Inflation	2.50%	2.50%
Projected salary increases	12.50% at age 20 to 2.50% at age 65	12.50% at age 20 to 2.50% at age 65
Investment rate of return	7.45%, net of investment expenses, including inflation	7.45%, net of investment expenses, including inflation
Payroll increases	3.00%	3.00%
Cost-of-living adjustments (COLA)	0.00%	0.00%, effective July 1, 2017
Discounted rate of return	7.45%	N/A
Blended discount rate of return	N/A	4.13%
Health care cost trends		6 to 11% initial, 4.50% ultimate
	Initial	Ultimate
Medical		
Pre-Medicare	6.00%	4.00%
Medicare	5.00%	4.00%
Prescription Drug		
Pre-Medicare	8.00%	4.00%
Medicare	-5.23%	4.00%

Projections of benefits include the historical pattern of sharing benefit costs between the employers and retired plan members.

**MECHANICSBURG EXEMPTED VILLAGE SCHOOL DISTRICT
CHAMPAIGN COUNTY, OHIO**

NOTES TO THE BASIC FINANCIAL STATEMENTS
FOR THE FISCAL YEAR ENDED JUNE 30, 2019

NOTE 13 - DEFINED BENEFIT OPEB PLANS - (Continued)

For healthy retirees the mortality rates are based on the RP-2014 Annuitant Mortality Table with 50% of rates through age 69, 70% of rates between ages 70 and 79, 90% of rates between ages 80 and 84, and 100% of rates thereafter, projected forward generationally using mortality improvement scale MP-2016. For disabled retirees, mortality rates are based on the RP-2014 Disabled Mortality Table with 90% of rates for males and 100% of rates for females, projected forward generationally using mortality improvement scale MP-2016.

Actuarial assumptions used in the June 30, 2018, valuation are based on the results of an actuarial experience study for the period July 1, 2011 through June 30, 2016.

Assumption Changes Since the Prior Measurement Date - The discount rate was increased from the blended rate of 4.13% to the long-term expected rate of return of 7.45% based on the methodology defined under GASB Statement No. 74, Financial Reporting for Postemployment Benefit Plans Other Than Pension Plans (OPEB). Valuation year per capita health care costs were updated.

Benefit Term Changes Since the Prior Measurement Date - The subsidy multiplier for non-Medicare benefit recipients was increased from 1.90% to 1.944% per year of service effective January 1, 2019. The non-Medicare frozen subsidy base premium was increased effective January 1, 2019 and all remaining Medicare Part B premium reimbursements will be discontinued beginning January 1, 2020.

STRS' investment consultant develops an estimate range for the investment return assumption based on the target allocation adopted by the Retirement Board. The target allocation and long-term expected rate of return for each major asset class are summarized as follows:

<u>Asset Class</u>	<u>Target Allocation**</u>	<u>Long Term Expected Real Rate of Return *</u>
Domestic Equity	28.00 %	7.35 %
International Equity	23.00	7.55
Alternatives	17.00	7.09
Fixed Income	21.00	3.00
Real Estate	10.00	6.00
Liquidity Reserves	1.00	2.25
Total	<u>100.00 %</u>	

*10-Year geometric nominal returns, which include the real rate of return and inflation of 2.25% and does not include investment expenses. Over a 30-year period, STRS' investment consultant indicates that the above target allocations should generate a return above the actuarial rate of return, without net value added by management.

** The Target Allocation percentage is effective as of July 1, 2017. Target weights will be phased in over a 24-month period concluding on July 1, 2019.

Discount Rate - The discount rate used to measure the total OPEB asset was 7.45% as of June 30, 2018. A discount rate used to measure the total OPEB liability was 4.13% as of June 30, 2017. The projection of cash flows used to determine the discount rate assumes STRS Ohio continues to allocate no employer contributions to the health care fund. Based on these assumptions, the OPEB plan's fiduciary net position was projected to be available to make all projected future benefit payments to current plan members. Therefore, the long-term expected rate of return on health care plan investments of 7.45% was used to measure the total OPEB asset as of June 30, 2018.

**MECHANICSBURG EXEMPTED VILLAGE SCHOOL DISTRICT
CHAMPAIGN COUNTY, OHIO**

NOTES TO THE BASIC FINANCIAL STATEMENTS
FOR THE FISCAL YEAR ENDED JUNE 30, 2019

NOTE 13 - DEFINED BENEFIT OPEB PLANS - (Continued)

Sensitivity of the District's Proportionate Share of the Net OPEB Asset to Changes in the Discount and Health Care Cost Trend Rate - The following table represents the net OPEB asset as of June 30, 2018, calculated using the current period discount rate assumption of 7.45%, as well as what the net OPEB asset would be if it were calculated using a discount rate that is one percentage point lower (6.45%) or one percentage point higher (8.45%) than the current assumption. Also shown is the net OPEB asset as if it were calculated using health care cost trend rates that are one percentage point lower or one percentage point higher than the current health care cost trend rates.

	1% Decrease (6.45%)	Current Discount Rate (7.45%)	1% Increase (8.45%)
District's proportionate share of the net OPEB asset	\$ (462,939)	\$ (540,127)	\$ (604,999)

	1% Decrease	Current Trend Rate	1% Increase
District's proportionate share of the net OPEB asset	\$ (601,337)	\$ (540,127)	\$ (477,963)

NOTE 14 - BUDGETARY BASIS OF ACCOUNTING

While reporting financial position, results of operations, and changes in fund balance on the basis of generally accepted accounting principles (GAAP), the budgetary basis as provided by law is based upon accounting for certain transactions on a basis of cash receipts and disbursements.

The statement of revenue, expenditures and changes in fund balance - budget and actual (non-GAAP budgetary basis) presented for the general fund is presented on the budgetary basis to provide a meaningful comparison of actual results with the budget. The major differences between the budget basis and the GAAP basis are that:

- (a) Revenues and other financing sources are recorded when received in cash (budget basis) as opposed to when susceptible to accrual (GAAP basis);
- (b) Expenditures and other financing uses are recorded when paid in cash (budget basis) as opposed to when the liability is incurred (GAAP basis);
- (c) In order to determine compliance with Ohio law, and to reserve that portion of the applicable appropriation, total outstanding encumbrances (budget basis) are recorded as the equivalent of an expenditure, as opposed to assigned or committed fund balance for that portion of outstanding encumbrances not already recognized as an account payable (GAAP basis);
- (d) Advances-in and advances-out are operating transactions (budget basis) as opposed to balance sheet transactions (GAAP basis); and,
- (e) Some funds are included in the general fund (GAAP basis), but have separate legally adopted budgets (budget basis).

**MECHANICSBURG EXEMPTED VILLAGE SCHOOL DISTRICT
CHAMPAIGN COUNTY, OHIO**

NOTES TO THE BASIC FINANCIAL STATEMENTS
FOR THE FISCAL YEAR ENDED JUNE 30, 2019

NOTE 14 - BUDGETARY BASIS OF ACCOUNTING - (Continued)

The adjustments necessary to convert the results of operations for the year on the budget basis to the GAAP basis for the general fund is as follows:

Net Change in Fund Balance

	<u>General fund</u>
Budget basis	\$ 671,228
Net adjustment for revenue accruals	(96,239)
Net adjustment for expenditure accruals	218,402
Net adjustment for other sources/uses	(38,506)
Funds budgeted elsewhere	10,213
Adjustment for encumbrances	441,947
GAAP basis	<u>\$ 1,207,045</u>

Certain funds that are legally budgeted in separate special revenue funds are considered part of the general fund on a GAAP basis. This includes the uniform school supplies fund, special enterprise fund and public school support fund.

NOTE 15 - CONTINGENCIES

A. Grants

The District received financial assistance from federal and State agencies in the form of grants. The expenditure of funds received under these programs generally requires compliance with terms and conditions specified in the grant agreements and are subject to audit by the grantor agencies. Any disallowed claims resulting from such audits could become a liability of the general fund or other applicable funds. However, the effect of any such disallowed claims on the overall financial position of the District at June 30, 2019, if applicable, cannot be determined at this time.

B. Litigation

The District is involved in no material litigation as either plaintiff or defendant.

C. Foundation Funding

District foundation funding is based on the annualized full-time equivalent (FTE) enrollment of each student. The Ohio Department of Education (ODE) is legislatively required to adjust/reconcile funding as enrollment information is updated by schools throughout the State, which can extend past the fiscal year end.

**MECHANICSBURG EXEMPTED VILLAGE SCHOOL DISTRICT
CHAMPAIGN COUNTY, OHIO**

NOTES TO THE BASIC FINANCIAL STATEMENTS
FOR THE FISCAL YEAR ENDED JUNE 30, 2019

NOTE 16 - SET-ASIDES

The District is required by State law to annually set-aside certain general fund revenue amounts, as defined by statutory formula, for the acquisition and construction of capital improvements. Amounts not spent by the end of the fiscal year or offset by similarly restricted resources received during the year must be held in cash at fiscal year-end. This amount must be carried forward to be used for the same purpose in future years. Expenditures exceeding the set-aside requirement may not be carried forward to the next fiscal year.

The following cash-basis information describes the change in the fiscal year-end set-aside amount for capital improvements. Disclosure of this information is required by State statute.

	<u>Capital Improvements</u>
Set-aside balance June 30, 2018	\$ -
Current year set-aside requirement	158,211
Current year offsets	<u>(261,463)</u>
Total	<u>\$ (103,252)</u>
Balance carried forward to fiscal year 2020	<u>\$ -</u>
Set-aside reserve balance June 30, 2019	<u>\$ -</u>

NOTE 17 - OTHER COMMITMENTS

The District utilizes encumbrance accounting as part of its budgetary controls. Encumbrances outstanding at year end may be reported as part of restricted, committed, or assigned classifications of fund balance. At year end, the District's commitments for encumbrances in the governmental funds were as follows:

	<u>Year-End Encumbrances</u>
<u>Fund</u>	
General fund	\$ 392,046
Nonmajor governmental	<u>35,898</u>
Total	<u>\$ 427,944</u>

NOTE 18 – SUBSEQUENT EVENT

The District issued refunding bonds in the amount of \$4,890,000 on September 17, 2019. The bonds mature on December 1, 2030, and they have a fixed interest rate of 2.25%. The purpose of the bonds is to refund the existing bonds that had been refunded in 2012.

The United States and the State of Ohio declared a state of emergency in March 2020 due to the COVID-19 pandemic. The financial impact of COVID-19 and the ensuing emergency measures will impact subsequent periods of the District. Investments of the pension and other employee benefit plan in which the District participates have incurred a significant decline in fair value, consistent with the general decline in financial markets. However, because the values of individual investments fluctuate with market conditions, and due to market volatility, the amount of losses that will be recognized in subsequent periods, if any, cannot be determined. In addition, the impact on the District's future operating costs, revenues, and any recovery from emergency funding, either federal or state, cannot be estimated.

REQUIRED SUPPLEMENTARY INFORMATION

**MECHANICSBURG EXEMPTED VILLAGE SCHOOL DISTRICT
CHAMPAIGN COUNTY, OHIO**

SCHEDULES OF REQUIRED SUPPLEMENTARY INFORMATION

SCHEDULE OF THE DISTRICT'S PROPORTIONATE SHARE OF
THE NET PENSION LIABILITY

SCHOOL EMPLOYEES RETIREMENT SYSTEM (SERS) OF OHIO

LAST SIX FISCAL YEARS

	<u>2019</u>	<u>2018</u>	<u>2017</u>	<u>2016</u>
District's proportion of the net pension liability	0.03379180%	0.03469750%	0.03280860%	0.03237930%
District's proportionate share of the net pension liability	\$ 1,935,319	\$ 2,073,099	\$ 2,401,287	\$ 1,847,594
District's covered payroll	\$ 1,150,941	\$ 1,114,093	\$ 1,012,679	\$ 974,788
District's proportionate share of the net pension liability as a percentage of its covered payroll	168.15%	186.08%	237.12%	189.54%
Plan fiduciary net position as a percentage of the total pension liability	71.36%	69.50%	62.98%	69.16%

Note: Information prior to 2014 was unavailable. Schedule is intended to show information for 10 years. Additional years will be displayed as they become available.

Amounts presented for each fiscal year were determined as of the District's measurement date which is the prior year-end.

SEE ACCOMPANYING NOTES TO THE REQUIRED SUPPLEMENTARY INFORMATION

<u>2015</u>	<u>2014</u>
0.03256100%	0.03256100%
\$ 1,647,894	\$ 1,936,298
\$ 946,169	\$ 1,092,016
174.16%	177.31%
71.70%	65.52%

**MECHANICSBURG EXEMPTED VILLAGE SCHOOL DISTRICT
CHAMPAIGN COUNTY, OHIO**

SCHEDULES OF REQUIRED SUPPLEMENTARY INFORMATION

SCHEDULE OF THE DISTRICT'S PROPORTIONATE SHARE OF
THE NET PENSION LIABILITY
STATE TEACHERS RETIREMENT SYSTEM (STRS) OF OHIO

LAST SIX FISCAL YEARS

	<u>2019</u>	<u>2018</u>	<u>2017</u>	<u>2016</u>
District's proportion of the net pension liability	0.03361302%	0.03261448%	0.03321261%	0.03185229%
District's proportionate share of the net pension liability	\$ 7,390,748	\$ 7,747,640	\$ 11,117,262	\$ 8,803,041
District's covered payroll	\$ 3,837,064	\$ 3,682,879	\$ 3,466,864	\$ 3,359,993
District's proportionate share of the net pension liability as a percentage of its covered payroll	192.61%	210.37%	320.67%	262.00%
Plan fiduciary net position as a percentage of the total pension liability	77.31%	75.30%	66.80%	72.10%

Note: Information prior to 2014 was unavailable. Schedule is intended to show information for 10 years. Additional years will be displayed as they become available.

Amounts presented for each fiscal year were determined as of the District's measurement date which is the prior year-end.

SEE ACCOMPANYING NOTES TO THE REQUIRED SUPPLEMENTARY INFORMATION

<u>2015</u>	<u>2014</u>
0.03139434%	0.03139434%
\$ 7,636,190	\$ 9,096,180
\$ 3,207,638	\$ 3,363,792
238.06%	270.41%
74.70%	69.30%

**MECHANICSBURG EXEMPTED VILLAGE SCHOOL DISTRICT
CHAMPAIGN COUNTY, OHIO**

SCHEDULES OF REQUIRED SUPPLEMENTARY INFORMATION

SCHEDULE OF DISTRICT PENSION CONTRIBUTIONS
SCHOOL EMPLOYEES RETIREMENT SYSTEM (SERS) OF OHIO

LAST TEN FISCAL YEARS

	<u>2019</u>	<u>2018</u>	<u>2017</u>	<u>2016</u>
Contractually required contribution	\$ 148,767	\$ 155,377	\$ 155,973	\$ 141,775
Contributions in relation to the contractually required contribution	<u>(148,767)</u>	<u>(155,377)</u>	<u>(155,973)</u>	<u>(141,775)</u>
Contribution deficiency (excess)	<u>\$ -</u>	<u>\$ -</u>	<u>\$ -</u>	<u>\$ -</u>
District's covered payroll	\$ 1,101,978	\$ 1,150,941	\$ 1,114,093	\$ 1,012,679
Contributions as a percentage of covered payroll	13.50%	13.50%	14.00%	14.00%

SEE ACCOMPANYING NOTES TO THE REQUIRED SUPPLEMENTARY INFORMATION

<u>2015</u>	<u>2014</u>	<u>2013</u>	<u>2012</u>	<u>2011</u>	<u>2010</u>
\$ 128,477	\$ 131,139	\$ 151,135	\$ 171,116	\$ 161,619	\$ 143,242
<u>(128,477)</u>	<u>(131,139)</u>	<u>(151,135)</u>	<u>(171,116)</u>	<u>(161,619)</u>	<u>(143,242)</u>
<u>\$ -</u>	<u>\$ -</u>	<u>\$ -</u>	<u>\$ -</u>	<u>\$ -</u>	<u>\$ -</u>
\$ 974,788	\$ 946,169	\$ 1,092,016	\$ 1,272,238	\$ 1,285,752	\$ 1,057,917
13.18%	13.86%	13.84%	13.45%	12.57%	13.54%

**MECHANICSBURG EXEMPTED VILLAGE SCHOOL DISTRICT
CHAMPAIGN COUNTY, OHIO**

SCHEDULES OF REQUIRED SUPPLEMENTARY INFORMATION

SCHEDULE OF DISTRICT PENSION CONTRIBUTIONS
STATE TEACHERS RETIREMENT SYSTEM (STRS) OF OHIO

	LAST TEN FISCAL YEARS			
	<u>2019</u>	<u>2018</u>	<u>2017</u>	<u>2016</u>
Contractually required contribution	\$ 556,163	\$ 537,189	\$ 515,603	\$ 485,361
Contributions in relation to the contractually required contribution	<u>(556,163)</u>	<u>(537,189)</u>	<u>(515,603)</u>	<u>(485,361)</u>
Contribution deficiency (excess)	<u>\$ -</u>	<u>\$ -</u>	<u>\$ -</u>	<u>\$ -</u>
District's covered payroll	\$ 3,972,593	\$ 3,837,064	\$ 3,682,879	\$ 3,466,864
Contributions as a percentage of covered payroll	14.00%	14.00%	14.00%	14.00%

SEE ACCOMPANYING NOTES TO THE REQUIRED SUPPLEMENTARY INFORMATION

<u>2015</u>	<u>2014</u>	<u>2013</u>	<u>2012</u>	<u>2011</u>	<u>2010</u>
\$ 470,399	\$ 416,993	\$ 437,293	\$ 517,297	\$ 501,352	\$ 489,559
<u>(470,399)</u>	<u>(416,993)</u>	<u>(437,293)</u>	<u>(517,297)</u>	<u>(501,352)</u>	<u>(489,559)</u>
<u>\$ -</u>	<u>\$ -</u>	<u>\$ -</u>	<u>\$ -</u>	<u>\$ -</u>	<u>\$ -</u>
\$ 3,359,993	\$ 3,207,638	\$ 3,363,792	\$ 3,979,208	\$ 3,856,554	\$ 3,765,838
14.00%	13.00%	13.00%	13.00%	13.00%	13.00%

**MECHANICSBURG EXEMPTED VILLAGE SCHOOL DISTRICT
CHAMPAIGN COUNTY, OHIO**

SCHEDULES OF REQUIRED SUPPLEMENTARY INFORMATION

SCHEDULE OF THE DISTRICT'S PROPORTIONATE SHARE OF
THE NET OPEB LIABILITY

SCHOOL EMPLOYEES RETIREMENT SYSTEM (SERS) OF OHIO

LAST THREE FISCAL YEARS

	<u>2019</u>	<u>2018</u>	<u>2017</u>
District's proportion of the net OPEB liability	0.03445070%	0.03528280%	0.03330662%
District's proportionate share of the net OPEB liability	\$ 955,755	\$ 946,898	\$ 949,362
District's covered payroll	\$ 1,150,941	\$ 1,114,093	\$ 1,012,679
District's proportionate share of the net OPEB liability as a percentage of its covered payroll	83.04%	84.99%	93.75%
Plan fiduciary net position as a percentage of the total OPEB liability	13.57%	12.46%	11.49%

Note: Information prior to 2017 was unavailable. Schedule is intended to show information for 10 years. Additional years will be displayed as they become available.

Amounts presented for each fiscal year were determined as of the District's measurement date which is the prior year-end.

SEE ACCOMPANYING NOTES TO THE REQUIRED SUPPLEMENTARY INFORMATION

**MECHANICSBURG EXEMPTED VILLAGE SCHOOL DISTRICT
CHAMPAIGN COUNTY, OHIO**

SCHEDULES OF REQUIRED SUPPLEMENTARY INFORMATION

SCHEDULE OF THE DISTRICT'S PROPORTIONATE SHARE OF
THE NET OPEB LIABILITY/ASSET
STATE TEACHERS RETIREMENT SYSTEM (STRS) OF OHIO

LAST THREE FISCAL YEARS

	<u>2019</u>	<u>2018</u>	<u>2017</u>
District's proportion of the net OPEB liability/asset	0.03361302%	0.03261448%	0.03321261%
District's proportionate share of the net OPEB liability/(asset)	\$ (540,127)	\$ 1,272,497	\$ 1,776,219
District's covered payroll	\$ 3,837,064	\$ 3,682,879	\$ 3,466,864
District's proportionate share of the net OPEB liability/asset as a percentage of its covered payroll	14.08%	34.55%	51.23%
Plan fiduciary net position as a percentage of the total OPEB liability/asset	176.00%	47.10%	37.30%

Note: Information prior to 2017 was unavailable. Schedule is intended to show information for 10 years. Additional years will be displayed as they become available.

Amounts presented for each fiscal year were determined as of the District's measurement date which is the prior year-end.

SEE ACCOMPANYING NOTES TO THE REQUIRED SUPPLEMENTARY INFORMATION

**MECHANICSBURG EXEMPTED VILLAGE SCHOOL DISTRICT
CHAMPAIGN COUNTY, OHIO**

SCHEDULES OF REQUIRED SUPPLEMENTARY INFORMATION

SCHEDULE OF DISTRICT OPEB CONTRIBUTIONS
SCHOOL EMPLOYEES RETIREMENT SYSTEM (SERS) OF OHIO

LAST TEN FISCAL YEARS

	<u>2019</u>	<u>2018</u>	<u>2017</u>	<u>2016</u>
Contractually required contribution	\$ 26,710	\$ 25,117	\$ 19,567	\$ 17,107
Contributions in relation to the contractually required contribution	<u>(26,710)</u>	<u>(25,117)</u>	<u>(19,567)</u>	<u>(17,107)</u>
Contribution deficiency (excess)	<u>\$ -</u>	<u>\$ -</u>	<u>\$ -</u>	<u>\$ -</u>
District's covered payroll	\$ 1,101,978	\$ 1,150,941	\$ 1,114,093	\$ 1,012,679
Contributions as a percentage of covered payroll	2.42%	2.18%	1.76%	1.69%

SEE ACCOMPANYING NOTES TO THE REQUIRED SUPPLEMENTARY INFORMATION

<u>2015</u>	<u>2014</u>	<u>2013</u>	<u>2012</u>	<u>2011</u>	<u>2010</u>
\$ 24,737	\$ 19,728	\$ 20,710	\$ 26,184	\$ 34,866	\$ 21,245
<u>(24,737)</u>	<u>(19,728)</u>	<u>(20,710)</u>	<u>(26,184)</u>	<u>(34,866)</u>	<u>(21,245)</u>
<u>\$ -</u>	<u>\$ -</u>	<u>\$ -</u>	<u>\$ -</u>	<u>\$ -</u>	<u>\$ -</u>
\$ 974,788	\$ 946,169	\$ 1,092,016	\$ 1,272,238	\$ 1,285,752	\$ 1,057,917
2.54%	2.09%	1.90%	2.06%	2.71%	2.01%

**MECHANICSBURG EXEMPTED VILLAGE SCHOOL DISTRICT
CHAMPAIGN COUNTY, OHIO**

SCHEDULES OF REQUIRED SUPPLEMENTARY INFORMATION

SCHEDULE OF DISTRICT OPEB CONTRIBUTIONS
STATE TEACHERS RETIREMENT SYSTEM (STRS) OF OHIO

	LAST TEN FISCAL YEARS			
	<u>2019</u>	<u>2018</u>	<u>2017</u>	<u>2016</u>
Contractually required contribution	\$ -	\$ -	\$ -	\$ -
Contributions in relation to the contractually required contribution	<u>-</u>	<u>-</u>	<u>-</u>	<u>-</u>
Contribution deficiency (excess)	<u>\$ -</u>	<u>\$ -</u>	<u>\$ -</u>	<u>\$ -</u>
District's covered payroll	\$ 3,972,593	\$ 3,837,064	\$ 3,682,879	\$ 3,466,864
Contributions as a percentage of covered payroll	0.00%	0.00%	0.00%	0.00%

SEE ACCOMPANYING NOTES TO THE REQUIRED SUPPLEMENTARY INFORMATION

<u>2015</u>	<u>2014</u>	<u>2013</u>	<u>2012</u>	<u>2011</u>	<u>2010</u>
\$ -	\$ 32,573	\$ 33,638	\$ 39,792	\$ 38,566	\$ 37,658
<u>-</u>	<u>(32,573)</u>	<u>(33,638)</u>	<u>(39,792)</u>	<u>(38,566)</u>	<u>(37,658)</u>
<u>\$ -</u>	<u>\$ -</u>	<u>\$ -</u>	<u>\$ -</u>	<u>\$ -</u>	<u>\$ -</u>
\$ 3,359,993	\$ 3,207,638	\$ 3,363,792	\$ 3,979,208	\$ 3,856,554	\$ 3,765,838
1.00%	1.00%	1.00%	1.00%	1.00%	1.00%

**MECHANICSBURG EXEMPTED VILLAGE SCHOOL DISTRICT
CHAMPAIGN COUNTY, OHIO**

NOTES TO THE REQUIRED SUPPLEMENTARY INFORMATION
FOR THE FISCAL YEAR ENDED JUNE 30, 2019

PENSION

SCHOOL EMPLOYEES RETIREMENT SYSTEM (SERS) OF OHIO

Changes in benefit terms: There were no changes in benefit terms from the amounts reported for fiscal years 2014-2017. For fiscal year 2018, SERS changed from a fixed 3% annual increase to a Cost of Living Adjustment (COLA) based on the changes in the Consumer Price Index (CPI-W), with a cap of 2.5% and a floor of 0%. There were no changes in benefit terms from the amounts previously reported for fiscal year 2019.

Changes in assumptions: There were no changes in methods and assumptions used in the calculation of actuarial determined contributions for fiscal years 2014-2016. For fiscal year 2017, the following changes of assumptions affected the total pension liability since the prior measurement date: (a) the assumed rate of inflation was reduced from 3.25% to 3.00%, (b) payroll growth assumption was reduced from 4.00% to 3.50%, (c) assumed real wage growth was reduced from 0.75% to 0.50%, (d) Rates of withdrawal, retirement and disability were updated to reflect recent experience, (e) mortality among active members was updated to RP-2014 Blue Collar Mortality Table with fully generational projection and a five year age set-back for both males and females, (f) mortality among service retired members, and beneficiaries was updated to the following RP-2014 Blue Collar Mortality Table with fully generational projection with Scale BB, 120% of male rates, and 110% of female rates, (g) mortality among disabled members was updated to RP-2000 Disabled Mortality Table, 90% for male rates and 100% for female rates, set back five years is used for the period after disability retirement and (h) the discount rate was reduced from 7.75% to 7.50%. There were no changes in methods and assumptions used in the calculation of actuarial determined contributions for fiscal years 2018-2019.

STATE TEACHERS RETIREMENT SYSTEM (STRS) OF OHIO

Changes in benefit terms: There were no changes in benefit terms from the amounts reported for fiscal years 2014-2017. For fiscal year 2018, STRS decreased the Cost of Living Adjustment (COLA) to zero. There were no changes in benefit terms from amounts previously reported for fiscal year 2019.

Changes in assumptions: There were no changes in methods and assumptions used in the calculation of actuarial determined contributions for fiscal years 2014-2017. For fiscal year 2018, the following changes of assumption affected the total pension liability since the prior measurement date: (a) the long term expected rate of return was reduced from 7.75% to 7.45%, (b) the inflation assumption was lowered from 2.75% to 2.50%, (c) the payroll growth assumption was lowered to 3.00%, (d) total salary increases rate was lowered by decreasing the merit component of the individual salary increases, in addition to a decrease of 0.25% due to lower inflation (e) the healthy and disabled mortality assumptions were updated to the RP-2014 mortality tables with generational improvement scale MP-2016 and (f) rates of retirement, termination and disability were modified to better reflect anticipated future experience. There were no changes in methods and assumptions used in the calculation of actuarial determined contributions for fiscal year 2019.

(Continued)

**MECHANICSBURG EXEMPTED VILLAGE SCHOOL DISTRICT
CHAMPAIGN COUNTY, OHIO**

NOTES TO THE REQUIRED SUPPLEMENTARY INFORMATION (CONTINUED)
FOR THE FISCAL YEAR ENDED JUNE 30, 2019

OTHER POSTEMPLOYMENT BENEFITS (OPEB)

SCHOOL EMPLOYEES RETIREMENT SYSTEM (SERS) OF OHIO

Changes in benefit terms: There were no changes in benefit terms from the amounts previously reported for fiscal years 2017-2019.

Changes in assumptions: There were no changes in methods and assumptions used in the calculation of actuarial determined contributions for fiscal year 2017. For fiscal year 2018, the following changes of assumptions affected the total OPEB liability since the prior measurement date: (a) assumed rate of inflation was reduced from 3.25% to 3.00%, (b) payroll growth assumption was reduced from 4.00% to 3.50%, (c) assumed real wage growth was reduced from 0.75% to 0.50%, (d) rates of withdrawal, retirement, and disability were updated to reflect recent experience, (e) mortality among active members was updated to the following: RP-2014 Blue Collar Mortality Table with fully generational projection and a five-year age set-back for both males and females, (f) mortality among service retired members, and beneficiaries was updated to the following: RP-2014 Blue Collar Mortality Table with fully generational projection with Scale BB, 120% of male rates, and 110% of female rates, (g) mortality among disabled members was updated to the following: RP-2000 Disabled Mortality Table, 90% for male rates and 100% for female rates, set back five years is used for the period after disability retirement, (h) the municipal bond index rate increased from 2.92% to 3.56% and (i) the single equivalent interest rate, net of plan investment expense, including price inflation increased from 2.98% to 3.63%. For fiscal year 2019, the following changes of assumptions affected the total OPEB liability since the prior measurement date: (a) the discount rate increased from 3.63% to 3.70%, (b) the health care cost trend rate for Medicare were changed from a range of 5.50%-5.00% to a range of 5.375%-4.75% and Pre-Medicare were changed from a range of 7.50%-5.00% to a range of 7.25%-4.75%, (c) the municipal bond index rate increased from 3.56% to 3.62% and (i) the single equivalent interest rate, net of plan investment expense, including price inflation increased from 3.63% to 3.70%.

STATE TEACHERS RETIREMENT SYSTEM (STRS) OF OHIO

Changes in benefit terms: There were no changes in benefit terms from the amounts previously reported for fiscal year 2017. For fiscal year 2018, STRS reduced the subsidy multiplier for non-Medicare benefit recipients from 2.1% to 1.9% per year of service. Medicare Part B premium reimbursements were discontinued for certain survivors and beneficiaries and all remaining Medicare Part B premium reimbursements will be discontinued beginning January 2019. For fiscal year 2019, STRS increased the subsidy multiplier for non-Medicare benefit recipients from 1.9% to 1.944% per year of service effective January 1, 2019. The non-Medicare frozen subsidy base premium was increased January 1, 2019 and all remaining Medicare Part B premium reimbursements will be discontinued beginning January 1, 2020.

Changes in assumptions: There were no changes in methods and assumptions used in the calculation of actuarial determined contributions for fiscal year 2017. For fiscal year 2018, the following changes of assumption affected the total OPEB liability since the prior measurement date: (a) the discount rate was increased from 3.26% to 4.13% based on the methodology defined under GASB Statement No. 74, Financial Reporting for Postemployment Benefit Plans Other Than Pension Plans (OPEB), (b) the long term expected rate of return was reduced from 7.75% to 7.45%, (c) valuation year per capita health care costs were updated, and the salary scale was modified, (d) the percentage of future retirees electing each option was updated based on current data and the percentage of future disabled retirees and terminated vested participants electing health coverage were decreased and (e) the assumed mortality, disability, retirement, withdrawal and future health care cost trend rates were modified along with the portion of rebated prescription drug costs. For fiscal year 2019, the following changes of assumptions affected the total OPEB liability since the prior measurement date: (a) the discount rate was increased from the blended rate of 4.13% to the long-term expected rate of return of 7.45% based on the methodology defined under GASB Statement No. 74, Financial Reporting for Postemployment Benefit Plans Other Than Pension Plans (OPEB) and (b) decrease in trend rates from 6.00%-11.00 initial; 4.50% ultimate down to Medical Pre-Medicare 6.00% and Medicare 5.00% initial; 4.00% ultimate and Prescription Drug Pre-Medicare 8.00% and Medicare (5.23%) initial; 4.00% ultimate.

THIS PAGE IS INTENTIONALLY LEFT BLANK

**MECHANICSBURG EXEMPTED VILLAGE SCHOOL DISTRICT
CHAMPAIGN COUNTY, OHIO**

MANAGEMENT'S DISCUSSION AND ANALYSIS
FOR THE FISCAL YEAR ENDED JUNE 30, 2018
(UNAUDITED)

The management's discussion and analysis of the Mechanicsburg Exempted Village School District's (the "District") financial performance provides an overall review of the District's financial activities for the fiscal year ended June 30, 2018. The intent of this discussion and analysis is to look at the District's financial performance as a whole; readers should also review the basic financial statements and the notes to the basic financial statements to enhance their understanding of the District's financial performance.

Financial Highlights

Key financial highlights for fiscal year 2018 are as follows:

- In total, net position of governmental activities increased \$4,753,112, which represents a 67.86% increase from 2017's restated net position.
- General revenues accounted for \$9,760,238 in revenue or 81.62% of all revenues. Program specific revenues in the form of charges for services and sales, grants and contributions accounted for \$2,197,534 or 18.38% of total revenues of \$11,957,772.
- The District had \$7,204,660 in expenses related to governmental activities; \$2,197,534 of these expenses were offset by program specific charges for services and sales, grants or contributions. General revenues supporting governmental activities (primarily taxes and unrestricted grants and entitlements) of 9,760,238 were adequate to provide for these programs.
- The District has two major governmental funds: the general fund and the bond retirement fund. The general fund had \$10,535,091 in revenues and \$9,164,808 in expenditures and other financing uses. During fiscal year 2018, the general fund's fund balance increased \$1,263,485 from \$6,423,443 to \$7,686,928.
- The bond retirement fund had \$481,755 in revenues and \$489,381 in expenditure. During fiscal year 2018, the bond retirement fund's fund balance decreased \$7,626 from \$441,640 to \$434,014.

Using these Basic Financial Statements

This annual report consists of a series of financial statements and notes to those statements. These statements are organized so the reader can understand the District as a financial whole, an entire operating entity. The statements then proceed to provide an increasingly detailed look at specific financial activities.

The *statement of net position* and *statement of activities* provide information about the activities of the whole District, presenting both an aggregate view of the District's finances and a longer-term view of those finances. Fund financial statements provide the next level of detail. For governmental funds, these statements tell how services were financed in the short-term as well as what remains for future spending. The fund financial statements also look at the District's most significant funds with all other nonmajor funds presented in total in one column. In the case of the District, the general fund and the bond retirement fund are the most significant funds, and the only governmental funds reported as major funds.

Reporting the District as a Whole

Statement of Net Position and the Statement of Activities

While this document contains the large number of funds used by the District to provide programs and activities, the view of the District as a whole looks at all financial transactions and asks the question, "How did we do financially during 2018?" The statement of net position and the statement of activities answer this question.

These statements include all *assets, deferred outflows, liabilities, deferred inflows, revenues and expenses* using the *accrual basis of accounting* similar to the accounting used by most private-sector companies. This basis of accounting will take into account all of the current year's revenues and expenses regardless of when cash is received or paid.

**MECHANICSBURG EXEMPTED VILLAGE SCHOOL DISTRICT
CHAMPAIGN COUNTY, OHIO**

MANAGEMENT'S DISCUSSION AND ANALYSIS
FOR THE FISCAL YEAR ENDED JUNE 30, 2018
(UNAUDITED)

These two statements report the District's *net position* and changes in that position. This change in net position is important because it tells the reader that, for the District as a whole, the *financial position* of the District has improved or diminished. The causes of this change may be the result of many factors, some financial, some not. Non-financial factors include the District's property tax base, current property tax laws in Ohio restricting revenue growth, facility conditions, required educational programs and other factors.

In the statement of net position and the statement of activities, the governmental activities include the District's programs and services, including instruction, support services, operation and maintenance of plant, pupil transportation, extracurricular activities, and food service operations.

The District's statement of net position and statement of activities can be found on pages 93-94 of this report.

Reporting the District's Most Significant Funds

Fund Financial Statements

The analysis of the District's major governmental funds begins on page 89. Fund financial reports provide detailed information about the District's major funds. The District uses many funds to account for a multitude of financial transactions. However, these fund financial statements focus on the District's most significant funds. The District's only major governmental funds are the general fund and the bond retirement fund.

Governmental Funds

All of the District's activities are reported in governmental funds, which focus on how money flows into and out of those funds and the balances left at year-end available for spending in future periods. These funds are reported using an accounting method called *modified accrual* accounting, which measures cash and all other *financial assets* that can readily be converted to cash. The governmental fund financial statements provide a detailed *short-term* view of the District's general government operations and the basic services it provides. Governmental fund information helps you determine whether there are more or fewer financial resources that can be spent in the near future to finance educational programs. The relationship (or differences) between governmental *activities* (reported in the statement of net position and the statement of activities) and governmental *funds* is reconciled in the basic financial statements. The basic governmental fund financial statements can be found on pages 95-99 of this report.

Reporting the District's Fiduciary Responsibilities

The District is the trustee, or fiduciary, for its scholarship programs. This activity is presented as a private-purpose trust fund. The District also acts in a trustee capacity as an agent for individuals or other entities. These activities are reported in agency funds. All of the District's fiduciary activities are reported in separate statements of fiduciary net position and changes in fiduciary net position on pages 100 and 101. These activities are excluded from the District's other financial statements because the assets cannot be utilized by the District to finance its operations.

Notes to the Basic Financial Statements

The notes provide additional information that is essential to a full understanding of the data provided in the government-wide and fund financial statements. These notes to the basic financial statements can be found beginning on page 103 of this report.

Required Supplementary Information

In addition to the basic financial statements and accompanying notes, this report also presents certain required supplementary information concerning the District's net pension liability and net OPEB liability. The required supplementary information can be found beginning on page 148 of this report.

**MECHANICSBURG EXEMPTED VILLAGE SCHOOL DISTRICT
CHAMPAIGN COUNTY, OHIO**

MANAGEMENT'S DISCUSSION AND ANALYSIS
FOR THE FISCAL YEAR ENDED JUNE 30, 2018
(UNAUDITED)

The District as a Whole

The table below provides a summary of the District's net position at June 30, 2018 and June 30, 2017. The net position at June 30, 2017 has been restated as described in Note 3.A.

	Net Position	
	Governmental Activities <u>2018</u>	Restated Governmental Activities <u>2017</u>
<u>Assets</u>		
Current and other assets	\$ 12,467,792	\$ 10,983,452
Capital assets, net	<u>18,575,082</u>	<u>19,305,868</u>
Total assets	<u>31,042,874</u>	<u>30,289,320</u>
<u>Deferred Outflows of Resources</u>		
Unamortized deferred charges on debt refunding	424,731	456,388
Pension	3,257,696	2,839,351
OPEB	<u>137,445</u>	<u>19,567</u>
Total deferred outflows of resources	<u>3,819,872</u>	<u>3,315,306</u>
<u>Liabilities</u>		
Current liabilities	1,177,162	882,486
Long-term liabilities:		
Due within one year	458,773	506,429
Due in more than one year:		
Net pension liability	9,820,739	13,518,549
Net OPEB liability	2,219,395	2,725,581
Other amounts	<u>6,600,429</u>	<u>6,775,001</u>
Total liabilities	<u>20,276,498</u>	<u>24,408,046</u>
<u>Deferred Inflows of Resources</u>		
Property taxes levied for next year	2,089,339	2,187,854
Pension	463,145	4,743
OPEB	<u>276,669</u>	<u>-</u>
Total deferred inflows of resources	<u>2,829,153</u>	<u>2,192,597</u>
<u>Net Position</u>		
Net investment in capital assets	13,037,833	13,823,594
Restricted	1,273,227	1,220,526
Unrestricted (deficit)	<u>(2,553,965)</u>	<u>(8,040,137)</u>
Total net position	<u>\$ 11,757,095</u>	<u>\$ 7,003,983</u>

**MECHANICSBURG EXEMPTED VILLAGE SCHOOL DISTRICT
CHAMPAIGN COUNTY, OHIO**

MANAGEMENT'S DISCUSSION AND ANALYSIS
FOR THE FISCAL YEAR ENDED JUNE 30, 2018
(UNAUDITED)

The net pension liability (NPL) is the largest single liability reported by the District at June 30, 2018 and is reported pursuant to GASB Statement 68, "Accounting and Financial Reporting for Pensions—an Amendment of GASB Statement 27." For fiscal year 2018, the School District adopted GASB Statement 75, "Accounting and Financial Reporting for Postemployment Benefits Other Than Pensions," which significantly revises accounting for costs and liabilities related to other postemployment benefits (OPEB). For reasons discussed below, many end users of this financial statement will gain a clearer understanding of the District's actual financial condition by adding deferred inflows related to pension and OPEB, the net pension liability and the net OPEB liability to the reported net position and subtracting deferred outflows related to pension and OPEB.

Governmental Accounting Standards Board standards are national and apply to all government financial reports prepared in accordance with generally accepted accounting principles. Prior accounting for pensions (GASB 27) and postemployment benefits (GASB 45) focused on a funding approach. This approach limited pension and OPEB costs to contributions annually required by law, which may or may not be sufficient to fully fund each plan's *net pension liability* or *net OPEB liability*. GASB 68 and GASB 75 take an earnings approach to pension and OPEB accounting; however, the nature of Ohio's statewide pension/OPEB plans and state law governing those systems requires additional explanation in order to properly understand the information presented in these statements.

GASB 68 and GASB 75 require the net pension liability and the net OPEB liability to equal the District's proportionate share of each plan's collective:

1. Present value of estimated future pension/OPEB benefits attributable to active and inactive employees' past service.
2. Minus plan assets available to pay these benefits.

GASB notes that pension and OPEB obligations, whether funded or unfunded, are part of the "employment exchange" – that is, the employee is trading his or her labor in exchange for wages, benefits, and the promise of a future pension and other postemployment benefits. GASB noted that the unfunded portion of this promise is a present obligation of the government, part of a bargained-for benefit to the employee, and should accordingly be reported by the government as a liability since they received the benefit of the exchange. However, the District is not responsible for certain key factors affecting the balance of these liabilities. In Ohio, the employee shares the obligation of funding pension benefits with the employer. Both employer and employee contribution rates are capped by State statute. A change in these caps requires action of both Houses of the General Assembly and approval of the Governor. Benefit provisions are also determined by State statute. The Ohio Revised Code permits, but does not require, the retirement systems to provide healthcare to eligible benefit recipients. The retirement systems may allocate a portion of the employer contributions to provide for these OPEB benefits.

The employee enters the employment exchange with the knowledge that the employer's promise is limited not by contract but by law. The employer enters the exchange also knowing that there is a specific, legal limit to its contribution to the retirement system. In Ohio, there is no legal means to enforce the unfunded liability of the pension/OPEB plan *as against the public employer*. State law operates to mitigate/lessen the moral obligation of the public employer to the employee, because all parties enter the employment exchange with notice as to the law. The retirement system is responsible for the administration of the pension and OPEB plans.

Most long-term liabilities have set repayment schedules or, in the case of compensated absences (i.e. sick and vacation leave), are satisfied through paid time-off or termination payments. There is no repayment schedule for the net pension liability or the net OPEB liability. As explained above, changes in benefits, contribution rates, and return on investments affect the balance of these liabilities but are outside the control of the local government. In the event that contributions, investment returns, and other changes are insufficient to keep up with required payments, State statute does not assign/identify the responsible party for the unfunded portion. Due to the unique nature of how the net pension liability and the net OPEB liability are satisfied, these liabilities are separately identified within the long-term liability section of the statement of net position.

**MECHANICSBURG EXEMPTED VILLAGE SCHOOL DISTRICT
CHAMPAIGN COUNTY, OHIO**

**MANAGEMENT'S DISCUSSION AND ANALYSIS
FOR THE FISCAL YEAR ENDED JUNE 30, 2018
(UNAUDITED)**

In accordance with GASB 68 and GASB 75, the District's statements prepared on an accrual basis of accounting include an annual pension expense and an annual OPEB expense for their proportionate share of each plan's *change* in net pension liability and net OPEB liability, respectively, not accounted for as deferred inflows/outflows.

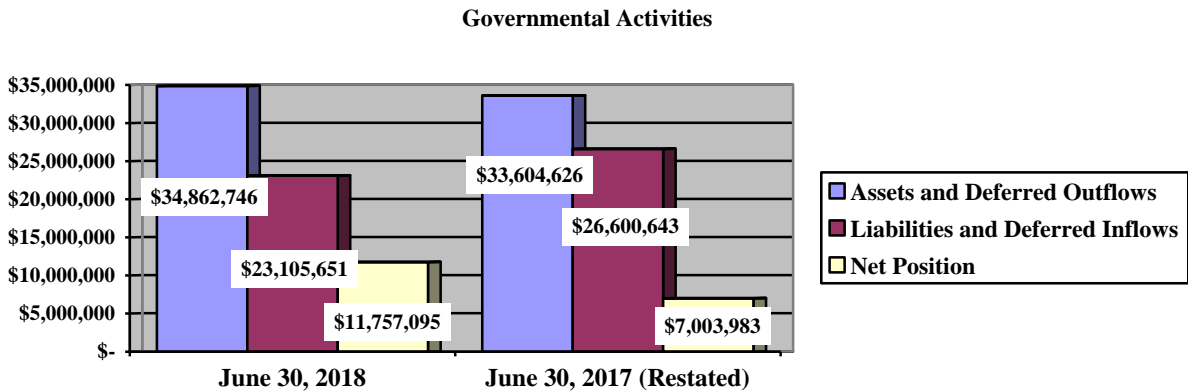
As a result of implementing GASB 75, the District is reporting a net OPEB liability and deferred inflows/outflows of resources related to OPEB on the accrual basis of accounting. This implementation also had the effect of restating net position at June 30, 2017, from \$9,709,997 to \$7,003,989.

Over time, net position can serve as a useful indicator of a government's financial position. At June 30, 2018, the District's assets and deferred outflows of resources exceeded liabilities and deferred inflows of resources by \$11,757,095.

Total assets increased slightly, mostly due to higher cash balances at year-end. At year-end, capital assets represented 59.84% of total assets. Net capital assets decreased due to depreciation expensed during the year. Capital assets include land, construction in progress, land improvements, buildings and improvements, furniture and equipment and vehicles. The District's net investment in capital assets at June 30, 2018, was \$13,037,833. These capital assets are used to provide services to the students and are not available for future spending.

A portion of the District's net position, \$1,273,227 represents resources that are subject to external restriction on how they may be used. The remaining balance of unrestricted net position is a deficit of \$2,553,965.

The graph below presents the District's assets and deferred outflows, liabilities and deferred inflows and net position at June 30, 2018 and 2017. The amounts at June 30, 2017 have been restated as described in Note 3.A.



**MECHANICSBURG EXEMPTED VILLAGE SCHOOL DISTRICT
CHAMPAIGN COUNTY, OHIO**

MANAGEMENT'S DISCUSSION AND ANALYSIS
FOR THE FISCAL YEAR ENDED JUNE 30, 2018
(UNAUDITED)

The table below shows the change in net position for fiscal years 2018 and 2017. The net position at June 30, 2017 has been restated as described in Note 3.A.

	Change in Net Position	
	Governmental Activities <u>2018</u>	Restated Governmental Activities <u>2017</u>
<u>Revenues</u>		
Program revenues:		
Charges for services and sales	\$ 1,230,389	\$ 1,198,665
Operating grants and contributions	950,223	1,078,524
Capital grants and contributions	16,922	14,280
General revenues:		
Property taxes	2,673,764	2,398,593
School district income taxes	1,667,736	1,675,444
Grants and entitlements	5,251,075	5,121,185
Investment earnings	101,064	47,819
Other	<u>66,599</u>	<u>45,216</u>
Total revenues	<u>11,957,772</u>	<u>11,579,726</u>
<u>Expenses</u>		
Program expenses:		
Instruction:		
Regular	2,350,837	4,502,059
Special	1,300,610	1,754,383
Vocational	79,142	105,510
Support services:		
Pupil	268,154	293,088
Instructional staff	311,612	592,598
Board of education	28,078	37,047
Administration	464,765	885,218
Fiscal	315,839	294,748
Business	4,511	5,797
Operations and maintenance	817,285	1,045,869
Pupil transportation	309,180	562,534
Central	8,734	2,847
Food service operations	257,576	309,911
Other non-instructional services	3,090	2,613
Extracurricular activities	396,494	570,017
Interest and fiscal charges	<u>288,753</u>	<u>369,448</u>
Total expenses	<u>7,204,660</u>	<u>11,333,687</u>
Change in net position	4,753,112	246,039
Net position at beginning of year (restated)	<u>7,003,983</u>	N/A
Net position at end of year	<u>\$ 11,757,095</u>	<u>\$ 7,003,983</u>

**MECHANICSBURG EXEMPTED VILLAGE SCHOOL DISTRICT
CHAMPAIGN COUNTY, OHIO**

MANAGEMENT'S DISCUSSION AND ANALYSIS
FOR THE FISCAL YEAR ENDED JUNE 30, 2018
(UNAUDITED)

The information necessary to restate the 2017 beginning balances and the 2017 OPEB expense amounts for the effects of the initial implementation of GASB 75 is not available. Therefore, 2017 functional expenses still include OPEB expense of \$19,567 computed under GASB 45. GASB 45 required recognizing OPEB expense equal to the contractually required contributions to the plan. Under GASB 75, OPEB expense represents additional amounts earned, adjusted by deferred inflows/outflows. The contractually required contribution is no longer a component of OPEB expense. Under GASB 75, the 2018 statements report negative OPEB expense of \$322,278. Consequently, in order to compare 2018 total program expenses to 2017, the following adjustments are needed:

Total 2018 program expenses under GASB 75	\$ 7,204,660
Negative OPEB expense under GASB 75	322,278
2018 contractually required contributions	<u>25,117</u>
Adjusted 2018 program expenses	7,552,055
Total 2017 program expenses under GASB 45	<u>11,333,687</u>
Decrease in program expenses not related to OPEB	<u>\$ (3,781,632)</u>

Governmental Activities

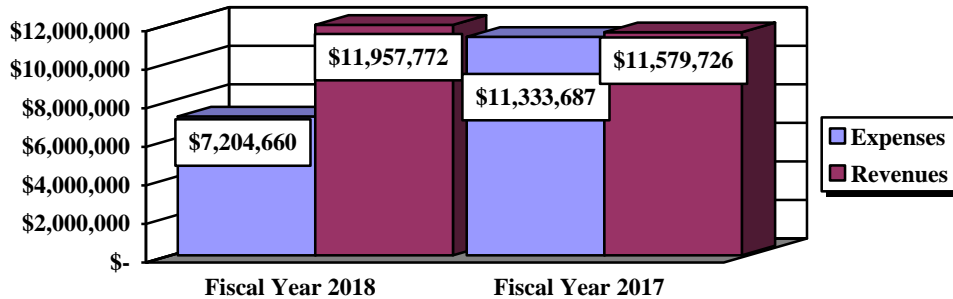
Net position of the District's governmental activities increased \$4,753,112. Total governmental expenses of \$7,204,660 were offset by program revenues of \$2,197,534 and general revenues of \$9,760,238. Program revenues supported 30.50% of the total governmental expenses.

Expenses of the governmental activities decreased \$4,129,027 or 36.43%. This decrease is primarily the result of the State Teachers Retirement System (STRS) indefinitely suspending the Cost of Living Adjustment ("COLA") and the School Employees Retirement System (SERS) lowering the COLA from 3.00% to 2.50%. On an accrual basis, the District reported (\$2,965,187) in pension expense and (\$322,278) in OPEB expense mainly due to these benefit changes.

The primary sources of revenue for governmental activities are derived from property taxes, income taxes and unrestricted grants and entitlements. These revenue sources represent 80.22% of total governmental revenue.

The largest expense of the District is for instructional programs. Instruction expenses totaled \$3,730,589 or 51.78% of total governmental expenses for fiscal year 2018.

The graph below presents the District's governmental activities revenue and expenses for fiscal years 2018 and 2017.



**MECHANICSBURG EXEMPTED VILLAGE SCHOOL DISTRICT
CHAMPAIGN COUNTY, OHIO**

MANAGEMENT'S DISCUSSION AND ANALYSIS
FOR THE FISCAL YEAR ENDED JUNE 30, 2018
(UNAUDITED)

The statement of activities shows the cost of program services and the charges for services and grants offsetting those services. The following table shows, for governmental activities, the total cost of services and the net cost of services. That is, it identifies the cost of these services supported by tax revenue and unrestricted State grants and entitlements.

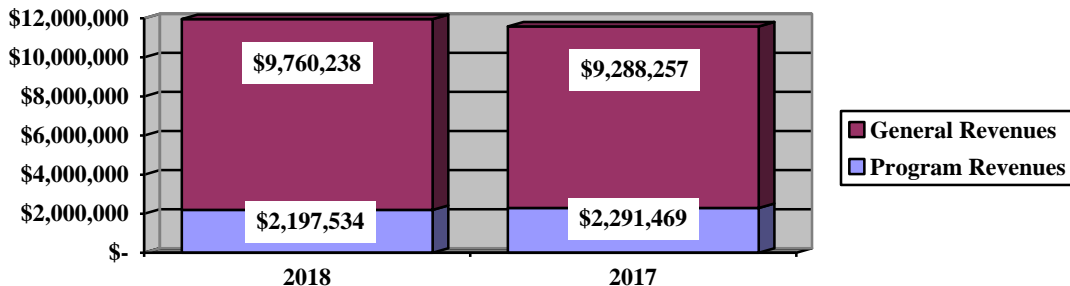
Governmental Activities

	Total Cost of Services <u>2018</u>	Net Cost of Services <u>2018</u>	Total Cost of Services <u>2017</u>	Net Cost of Services <u>2017</u>
Program expenses				
Instruction:				
Regular	\$ 2,350,837	\$ 1,335,222	\$ 4,502,059	\$ 3,549,079
Special	1,300,610	580,700	1,754,383	970,213
Vocational	79,142	36,117	105,510	71,965
Support services:				
Pupil	268,154	268,154	293,088	293,088
Instructional staff	311,612	293,862	592,598	577,534
Board of education	28,078	28,078	37,047	37,047
Administration	464,765	464,765	885,218	885,218
Fiscal	315,839	298,917	294,748	280,468
Business	4,511	4,511	5,797	5,797
Operations and maintenance	817,285	817,285	1,045,869	1,045,869
Pupil transportation	309,180	309,180	562,534	525,978
Central	8,734	8,734	2,847	2,847
Food service operations	257,576	(18,220)	309,911	(2,798)
Other non-instructional services	3,090	2,390	2,613	445
Extracurricular activities	396,494	288,678	570,017	430,020
Interest and fiscal charges	<u>288,753</u>	<u>288,753</u>	<u>369,448</u>	<u>369,448</u>
Total expenses	<u>\$ 7,204,660</u>	<u>\$ 5,007,126</u>	<u>\$ 11,333,687</u>	<u>\$ 9,042,218</u>

The dependence upon tax and other general revenues for governmental activities is apparent; 52.33% of instruction activities are supported through taxes and other general revenues. For all governmental activities, general revenue support is 69.50%. The District's taxpayers and unrestricted grants and entitlements from the State of Ohio are by far the primary support for District's students.

The graph below presents the District's governmental activities revenue for fiscal year 2018 and 2017.

Governmental Activities - General and Program Revenues



**MECHANICSBURG EXEMPTED VILLAGE SCHOOL DISTRICT
CHAMPAIGN COUNTY, OHIO**

MANAGEMENT'S DISCUSSION AND ANALYSIS
FOR THE FISCAL YEAR ENDED JUNE 30, 2018
(UNAUDITED)

The District's Funds

The District's governmental funds reported a combined fund balance of \$9,109,561, which is \$1,334,302 higher than last year's total of \$7,775,259. The schedule below indicates the fund balance and the total change in fund balance as of June 30, 2018 and 2017.

	<u>Fund Balance</u> <u>June 30, 2018</u>	<u>Fund Balance</u> <u>June 30, 2017</u>	<u>Change</u>	<u>Percentage</u> <u>Change</u>
General	\$ 7,686,928	\$ 6,423,443	\$ 1,263,485	19.67 %
Bond retirement	434,014	441,640	(7,626)	(1.73) %
Nonmajor governmental	<u>988,619</u>	<u>910,176</u>	<u>78,443</u>	8.62 %
Total	<u>\$ 9,109,561</u>	<u>\$ 7,775,259</u>	<u>\$ 1,334,302</u>	17.16 %

General Fund

The District's general fund balance increased \$1,263,485. General fund revenues and expenditures both increased in fiscal year 2018.

Property taxes increased due to fluctuations in the amount of tax available for advance at fiscal year-end by the County Auditors. Earnings on investments increased by \$52,946 primarily due to the increase of interest rates earned by the District's investment in STAR Ohio.

The overall increase in general fund expenditures was 3.98%. The increase in instruction expenditures is due to an increase in wages and benefits. The increase in support services can be attributed to an increase in pupil and administration expenditures.

The following table assists in illustrating the financial activities of the general fund for the past two fiscal years.

	<u>2018</u> <u>Amount</u>	<u>2017</u> <u>Amount</u>	<u>Change</u>	<u>Percentage</u> <u>Change</u>
<u>Revenues</u>				
Taxes	\$ 3,748,760	\$ 3,560,455	\$ 188,305	5.29 %
Tuition	935,381	884,758	50,623	5.72 %
Earnings on investments	100,928	47,982	52,946	110.35 %
Intergovernmental	5,605,749	5,564,637	41,112	0.74 %
Other revenues	<u>144,273</u>	<u>97,200</u>	<u>47,073</u>	48.43 %
Total	<u>\$ 10,535,091</u>	<u>\$ 10,155,032</u>	<u>\$ 380,059</u>	3.74 %
<u>Expenditures</u>				
Instruction	\$ 5,269,331	\$ 5,089,351	\$ 179,980	3.54 %
Support services	3,615,300	3,474,579	140,721	4.05 %
Non-instructional services	340	-	340	100.00 %
Extracurricular activities	<u>279,837</u>	<u>250,421</u>	<u>29,416</u>	11.75 %
Total	<u>\$ 9,164,808</u>	<u>\$ 8,814,351</u>	<u>\$ 350,457</u>	3.98 %

**MECHANICSBURG EXEMPTED VILLAGE SCHOOL DISTRICT
CHAMPAIGN COUNTY, OHIO**

MANAGEMENT'S DISCUSSION AND ANALYSIS
FOR THE FISCAL YEAR ENDED JUNE 30, 2018
(UNAUDITED)

General Fund Budgeting Highlights

The District's budget is prepared according to Ohio law and is based on accounting for certain transactions on a basis of cash receipts, disbursements and encumbrances. The most significant budgeted fund is the general fund.

During fiscal year 2018, the District amended its general fund budget several times. For the general fund, final budgeted revenues and other financing sources of \$10,494,965 were more than original budgeted revenues and other financing sources of \$10,453,944. Actual revenues and other financing sources for fiscal year 2018 were \$10,506,658.

General fund original appropriations (appropriated expenditures including other financing uses) of \$11,160,456 remained the same in the final appropriations. The actual budget basis expenditures for fiscal year 2018 totaled \$9,636,490.

Capital Assets and Debt Administration

Capital Assets

At the end of fiscal year 2018, the District had \$18,575,082 invested in land, land improvements, buildings and improvements, furniture and equipment, vehicles, and construction in progress. This entire amount is reported in governmental activities.

The following table shows June 30, 2018 balances compared to June 30, 2017:

**Capital Assets at June 30
(Net of Depreciation)**

	Governmental Activities	
	2018	2017
Land	\$ 250,000	\$ 250,000
Land improvements	1,982,508	2,206,470
Building and improvements	15,660,758	16,212,355
Furniture and equipment	268,216	307,107
Vehicles	286,955	329,936
Construction in progress	126,645	-
Total	<u>\$ 18,575,082</u>	<u>\$ 19,305,868</u>

The District acquired \$169,134 in capital assets during fiscal year 2018 and recorded depreciation expense of \$899,920.

See Note 9 in the notes to the basic financial statements for additional information on the District's capital assets.

**MECHANICSBURG EXEMPTED VILLAGE SCHOOL DISTRICT
CHAMPAIGN COUNTY, OHIO**

MANAGEMENT'S DISCUSSION AND ANALYSIS
FOR THE FISCAL YEAR ENDED JUNE 30, 2018
(UNAUDITED)

Debt Administration

At June 30, 2018, the District had \$5,892,443 in general obligation bonds and energy conservation bonds outstanding. Of this total, \$332,443 is due within one year and \$5,560,000 is due in more than one year. The following table summarizes the debt outstanding for the last two fiscal years.

Outstanding Debt, at Year End

	Governmental Activities <u>2018</u>	Governmental Activities <u>2017</u>
General obligation bonds	\$ 5,527,443	\$ 5,729,967
Energy conservation bonds	<u>365,000</u>	<u>415,000</u>
Total	<u>\$ 5,892,443</u>	<u>\$ 6,144,967</u>

See Note 10 in the notes to the basic financial statements for additional information on the District's debt administration.

Current Financial Related Activities

Mechanicsburg Exempted Village School District has gone through some rocky financial times over the past few years. However, due to staffing realignment, reductions in staffing levels, changes in employee medical benefit coverage, and increased revenue from both the State of Ohio and real estate owners (positive changes in real estate values), Mechanicsburg Exempted Village School District is looking at being very financially stable for the next few years.

Here is a breakdown of the many changes that have occurred over the past few years that have helped the district change the financial outlook from the financial issues of 2011-2013.

During the 2012-2013 school year, the District reduced staffing by 16 employees. 14 of these were through Reduction In Force (RIF) and two employees left voluntarily. In addition, the Superintendent and Treasurer are shared services employees. These costs measures have resulted in the District coming to a balanced budget at the end of fiscal year 2014. In the future, the administration will analyze staffing levels in relation to student population.

For fiscal year 2015 and fiscal year 2017, the financial situation at the District has greatly improved. The District ended the fiscal year with a much greater ending balance. This trend has continued to fiscal year 2018. The District realizes that not making appropriate adjustment to staffing levels to the student population in the past lead to financial distress. The District will continually monitor staffing levels and make the required adjustments. The changes in the insurance plan offered to staff have greatly reduced costs. Most recent real estate values have increased due to changes in the CAUV values as determined by the Ohio Department of Taxation. This has resulted in additional local real estate tax revenue.

The District is heavily reliant upon income tax, property tax, and state support. The biggest of these three is state support. The additional state funding provided should allow the District to remain in stable condition for the next couple of years. In fiscal year 2015, the District moved to the Stark County Council Of Governments for medical, dental, vision, life insurance benefits. This change has greatly reduced insurance benefit costs for the district. Mechanicsburg has even been able to qualify for a "rate holidays". In fiscal year 2016 two month "rate holidays", fiscal year 2017 – three months of "rate holidays", in fiscal year 2018, the District had three months of "rate holidays", and finally three additional months in fiscal year 2019. These rate holidays have provided the district with additional funds to use for student education and carry over balances. In addition, insurance increases have been much lower then the national norm. Finally, the District is just now starting to see some minor increases in income tax revenue after the great recession.

**MECHANICSBURG EXEMPTED VILLAGE SCHOOL DISTRICT
CHAMPAIGN COUNTY, OHIO**

**MANAGEMENT'S DISCUSSION AND ANALYSIS
FOR THE FISCAL YEAR ENDED JUNE 30, 2018
(UNAUDITED)**

The District asked voters, and they approved a renewal of an existing levy in November 2017, this was a 10 year renewal of an existing 1% income tax. The voters recently passed a renewal of an existing Permanent Improvement Levy in November 2013 for a continuing period of time. In addition, the voters passed an Emergency levy in November 2015 for 10 years. The District will be able to be on solid financial ground for a few years. This is assuming no unforeseen major changes in state or local funding sources or district programming.

The District has been successful in entering into fair labor contracts with both the Ohio Education Associate local union (Mechanicsburg Education Association) and the Ohio Association of Public School Employees union (Local #502) until June 30, 2020.

Contacting the District's Financial Management

This financial report is designed to provide our citizens, taxpayers, investors and creditors with a general overview of the District's finances and to show the District's accountability for the money it receives. If you have questions about this report or need additional financial information contact Mr. Scott Maruniak, CFO/Treasurer, Mechanicsburg Exempted Village School District, 60 High Street, Mechanicsburg, Ohio 43044.

**MECHANICSBURG EXEMPTED VILLAGE SCHOOL DISTRICT
CHAMPAIGN COUNTY, OHIO**

STATEMENT OF NET POSITION
JUNE 30, 2018

	Governmental Activities
Assets:	
Equity in pooled cash and investments.	\$ 9,020,907
Receivables:	
Property taxes	2,721,532
Income taxes.	573,628
Accrued interest	5,259
Intergovernmental	83,291
Prepayments	62,173
Materials and supplies inventory.	593
Inventory held for resale.	409
Capital assets:	
Nondepreciable capital assets	376,645
Depreciable capital assets, net.	18,198,437
Capital assets, net	18,575,082
Total assets.	31,042,874
 Deferred outflows of resources:	
Unamortized deferred charges on debt refunding	424,731
Pension	3,257,696
OPEB	137,445
Total deferred outflows of resources	3,819,872
 Liabilities:	
Accounts payable.	144,998
Contracts payable.	98,924
Retainage payable	4,461
Accrued wages and benefits payable	763,330
Intergovernmental payable	29,815
Pension and postemployment benefits payable.	123,554
Accrued interest payable	12,080
Long-term liabilities:	
Due within one year.	458,773
Due in more than one year:	
Net pension liability	9,820,739
Net OPEB liability	2,219,395
Other amounts due in more than one year	6,600,429
Total liabilities	20,276,498
 Deferred inflows of resources:	
Property taxes levied for the next fiscal year.	2,089,339
Pension.	463,145
OPEB.	276,669
Total deferred inflows of resources	2,829,153
 Net position:	
Net investment in capital assets	13,037,833
Restricted for:	
Capital projects	867,642
Classroom facilities maintenance	192,060
Debt service.	180,771
Student activities	32,754
Unrestricted (deficit)	(2,553,965)
Total net position.	\$ 11,757,095

SEE ACCOMPANYING NOTES TO THE BASIC FINANCIAL STATEMENTS

**MECHANICSBURG EXEMPTED VILLAGE SCHOOL DISTRICT
CHAMPAIGN COUNTY, OHIO**

STATEMENT OF ACTIVITIES
FOR THE FISCAL YEAR ENDED JUNE 30, 2018

	Expenses	Program Revenues			Net (Expense) Revenue and Changes in Net Position Governmental Activities
		Charges for Services and Sales	Operating Grants and Contributions	Capital Grants and Contributions	
Governmental activities:					
Instruction:					
Regular	\$ 2,350,837	\$ 995,458	\$ 20,157	\$ -	\$ (1,335,222)
Special	1,300,610	2,982	716,928	-	(580,700)
Vocational	79,142	-	43,025	-	(36,117)
Support services:					
Pupil	268,154	-	-	-	(268,154)
Instructional staff	311,612	7,350	10,400	-	(293,862)
Board of education	28,078	-	-	-	(28,078)
Administration	464,765	-	-	-	(464,765)
Fiscal	315,839	-	-	16,922	(298,917)
Business	4,511	-	-	-	(4,511)
Operations and maintenance	817,285	-	-	-	(817,285)
Pupil transportation	309,180	-	-	-	(309,180)
Central	8,734	-	-	-	(8,734)
Operation of non-instructional services:					
Food service operations	257,576	122,096	153,700	-	18,220
Other non-instructional services	3,090	-	700	-	(2,390)
Extracurricular activities	396,494	102,503	5,313	-	(288,678)
Interest and fiscal charges	288,753	-	-	-	(288,753)
Total governmental activities	\$ 7,204,660	\$ 1,230,389	\$ 950,223	\$ 16,922	(5,007,126)
General revenues:					
Property taxes levied for:					
General purposes					2,052,574
Debt service					413,594
Special revenue					31,507
Capital outlay					176,089
School district income tax					1,667,736
Grants and entitlements not restricted to specific programs					5,251,075
Investment earnings					101,064
Miscellaneous					66,599
Total general revenues					9,760,238
Change in net position					4,753,112
Net position at beginning of year (restated)					7,003,983
Net position at end of year					\$ 11,757,095

SEE ACCOMPANYING NOTES TO THE BASIC FINANCIAL STATEMENTS

**MECHANICSBURG EXEMPTED VILLAGE SCHOOL DISTRICT
CHAMPAIGN COUNTY, OHIO**

BALANCE SHEET
GOVERNMENTAL FUNDS
JUNE 30, 2018

	<u>General</u>	<u>Bond Retirement</u>	<u>Nonmajor Governmental Funds</u>	<u>Total Governmental Funds</u>
Assets:				
Equity in pooled cash and investments	\$ 7,604,054	\$ 352,259	\$ 1,064,594	\$ 9,020,907
Receivables:				
Property taxes	2,073,403	428,467	219,662	2,721,532
Income taxes	573,628	-	-	573,628
Accrued interest	5,259	-	-	5,259
Intergovernmental	82,041	-	1,250	83,291
Prepayments	61,961	-	212	62,173
Materials and supplies inventory	-	-	593	593
Inventory held for resale	-	-	409	409
Total assets	<u>\$ 10,400,346</u>	<u>\$ 780,726</u>	<u>\$ 1,286,720</u>	<u>\$ 12,467,792</u>
Liabilities:				
Accounts payable	\$ 144,998	\$ -	\$ -	\$ 144,998
Contracts payable	-	-	98,924	98,924
Retainage payable	-	-	4,461	4,461
Accrued wages and benefits payable	753,205	-	10,125	763,330
Intergovernmental payable	29,689	-	126	29,815
Pension and postemployment benefits payable	121,097	-	2,457	123,554
Total liabilities	<u>1,048,989</u>	<u>-</u>	<u>116,093</u>	<u>1,165,082</u>
Deferred inflows of resources:				
Property taxes levied for the next fiscal year	1,585,132	330,507	173,700	2,089,339
Delinquent property tax revenue not available	78,420	16,205	8,308	102,933
Accrued interest not available	877	-	-	877
Total deferred inflows of resources	<u>1,664,429</u>	<u>346,712</u>	<u>182,008</u>	<u>2,193,149</u>
Fund balances:				
Nonspendable:				
Materials and supplies inventory	-	-	593	593
Prepays	61,961	-	212	62,173
Restricted:				
Debt service	-	434,014	-	434,014
Capital improvements	-	-	757,144	757,144
Classroom facilities maintenance	-	-	190,865	190,865
Extracurricular activities	-	-	36,243	36,243
Committed:				
Other purposes	-	-	11,257	11,257
Assigned:				
Student instruction	72,933	-	-	72,933
Student and staff support	486,440	-	-	486,440
Extracurricular activities	5,972	-	-	5,972
Unassigned (deficit)	7,059,622	-	(7,695)	7,051,927
Total fund balances	<u>7,686,928</u>	<u>434,014</u>	<u>988,619</u>	<u>9,109,561</u>
Total liabilities, deferred inflows and fund balances	<u>\$ 10,400,346</u>	<u>\$ 780,726</u>	<u>\$ 1,286,720</u>	<u>\$ 12,467,792</u>

SEE ACCOMPANYING NOTES TO THE BASIC FINANCIAL STATEMENTS

**MECHANICSBURG EXEMPTED VILLAGE SCHOOL DISTRICT
CHAMPAIGN COUNTY, OHIO**

RECONCILIATION OF TOTAL GOVERNMENTAL FUND BALANCES TO
NET POSITION OF GOVERNMENTAL ACTIVITIES
JUNE 30, 2018

Total governmental fund balances		\$	9,109,561
<i>Amounts reported for governmental activities on the statement of net position are different because:</i>			
Capital assets used in governmental activities are not financial resources and therefore are not reported in the funds.			18,575,082
Other long-term assets are not available to pay for current-period expenditures and therefore are deferred inflows in the funds.			
Property taxes receivable	\$	102,933	
Accrued interest receivable		<u>877</u>	
Total			103,810
Unamortized premiums on bonds issued are not recognized in the funds.			(590,096)
Unamortized amounts on refundings are not recognized in the funds.			424,731
Accrued interest payable is not due and payable in the current period and therefore is not reported in the funds.			(12,080)
The net pension liability is not due and payable in the current period; therefore, the liability and related deferred inflows/outflows are not reported in governmental funds:			
Deferred outflows of resources - pension		3,257,696	
Deferred inflows of resources - pension		(463,145)	
Net pension liability		<u>(9,820,739)</u>	
Total			(7,026,188)
The net OPEB liability is not due and payable in the current period; therefore, the liability and related deferred inflows/outflows are not reported in governmental funds:			
Deferred outflows of resources - OPEB		137,445	
Deferred inflows of resources - OPEB		(276,669)	
Net OPEB liability		<u>(2,219,395)</u>	
Total			(2,358,619)
Long-term liabilities, including bonds payable, are not due and payable in the current period and therefore are not reported in the funds.			
General obligation bonds		(5,892,443)	
Compensated absences		<u>(576,663)</u>	
Total			<u>(6,469,106)</u>
Net position of governmental activities		<u>\$</u>	<u>11,757,095</u>

SEE ACCOMPANYING NOTES TO THE BASIC FINANCIAL STATEMENTS

**MECHANICSBURG EXEMPTED VILLAGE SCHOOL DISTRICT
CHAMPAIGN COUNTY, OHIO**

STATEMENT OF REVENUES, EXPENDITURES AND CHANGES IN FUND BALANCES
GOVERNMENTAL FUNDS
FOR THE FISCAL YEAR ENDED JUNE 30, 2018

	<u>General</u>	<u>Bond Retirement</u>	<u>Nonmajor Governmental Funds</u>	<u>Total Governmental Funds</u>
Revenues:				
From local sources:				
Property taxes	\$ 2,081,024	\$ 419,017	\$ 210,425	\$ 2,710,466
Income taxes	1,667,736	-	-	1,667,736
Tuition	935,381	-	-	935,381
Earnings on investments	100,928	-	-	100,928
Charges for services	-	-	122,096	122,096
Extracurricular	37,094	-	95,238	132,332
Classroom materials and fees	40,580	-	3,587	44,167
Other local revenues	66,599	-	18,848	85,447
Intergovernmental - state	5,529,602	62,738	63,159	5,655,499
Intergovernmental - federal	76,147	-	464,575	540,722
Total revenues	<u>10,535,091</u>	<u>481,755</u>	<u>977,928</u>	<u>11,994,774</u>
Expenditures:				
Current:				
Instruction:				
Regular	3,566,994	-	20,157	3,587,151
Special	1,550,201	-	266,859	1,817,060
Vocational	152,136	-	8,696	160,832
Support services:				
Pupil	391,629	-	-	391,629
Instructional staff	515,813	-	10,400	526,213
Board of education	34,375	-	-	34,375
Administration	893,487	961	452	894,900
Fiscal	338,244	5,857	2,868	346,969
Business	4,511	-	-	4,511
Operations and maintenance	964,033	-	109,077	1,073,110
Pupil transportation	466,961	-	-	466,961
Central	6,247	-	-	6,247
Operation of non-instructional services:				
Food service operations	-	-	268,194	268,194
Other operation of non-instructional services	340	-	2,750	3,090
Extracurricular activities	279,837	-	118,855	398,692
Facilities acquisition and construction	-	-	126,720	126,720
Debt service:				
Principal retirement	-	36,085	50,000	86,085
Interest and fiscal charges	-	132,563	21,255	153,818
Accretion on capital appreciation bonds	-	313,915	-	313,915
Total expenditures	<u>9,164,808</u>	<u>489,381</u>	<u>1,006,283</u>	<u>10,660,472</u>
Excess (deficiency) of revenues over (under) expenditures	<u>1,370,283</u>	<u>(7,626)</u>	<u>(28,355)</u>	<u>1,334,302</u>
Other financing sources (uses):				
Transfers in	-	-	106,798	106,798
Transfers (out)	<u>(106,798)</u>	-	-	<u>(106,798)</u>
Total other financing sources (uses)	<u>(106,798)</u>	-	<u>106,798</u>	<u>-</u>
Net change in fund balances	1,263,485	(7,626)	78,443	1,334,302
Fund balances at beginning of year	<u>6,423,443</u>	<u>441,640</u>	<u>910,176</u>	<u>7,775,259</u>
Fund balances at end of year	<u>\$ 7,686,928</u>	<u>\$ 434,014</u>	<u>\$ 988,619</u>	<u>\$ 9,109,561</u>

SEE ACCOMPANYING NOTES TO THE BASIC FINANCIAL STATEMENTS

**MECHANICSBURG EXEMPTED VILLAGE SCHOOL DISTRICT
CHAMPAIGN COUNTY, OHIO**

RECONCILIATION OF THE STATEMENT OF REVENUES, EXPENDITURES
AND CHANGES IN FUND BALANCES OF GOVERNMENTAL FUNDS
TO THE STATEMENT OF ACTIVITIES
FOR THE FISCAL YEAR ENDED JUNE 30, 2018

Net change in fund balances - total governmental funds	\$	1,334,302
<i>Amounts reported for governmental activities in the statement of activities are different because:</i>		
Governmental funds report capital outlays as expenditures. However, in the statement of activities, the cost of those assets is allocated over their estimated useful lives as depreciation expense.		
Capital asset additions	\$ 169,134	
Current year depreciation	(899,920)	
Total		(730,786)
Revenues in the statement of activities that do not provide current financial resources are not reported as revenues in the funds.		
Property taxes	(36,702)	
Earnings on investments	136	
Intergovernmental	(1,014)	
Total		(37,580)
Repayment of bond principal is an expenditure in the governmental funds, but the repayment reduces long-term liabilities on the statement of net position. Principal payments during the year were:		
Bonds	86,085	
Accretion on capital appreciation bonds	313,915	
Total		400,000
In the statement of activities, interest is accrued on outstanding bonds, whereas in governmental funds, an interest expenditure is reported when due. The following items resulted in additional interest being reported in the statement of activities:		
Change in accrued interest payable	216	
Accreted interest on capital appreciation bonds	(147,476)	
Amortization of bond premiums	43,982	
Amortization of deferred charges	(31,657)	
Total		(134,935)
Contractually required Pension contributions are reported as expenditures in governmental funds; however, the statement of activities reports these amounts as deferred outflows.		
		692,566
Except for amounts reported as deferred inflows/outflows, changes in the net pension liability are reported as pension expense in the statement of activities.		
		2,965,187
Contractually required OPEB contributions are reported as expenditures in governmental funds; however, the statement of activities reports these amounts as deferred outflows.		
		25,117
Except for amounts reported as deferred inflows/outflows, changes in the net OPEB liability are reported as OPEB expense in the statement of activities.		
		322,278
Some expenses reported in the statement of activities, such as compensated absences, do not require the use of current financial resources and therefore are not reported as expenditures in governmental funds.		
		(83,037)
Change in net position of governmental activities	\$	4,753,112

SEE ACCOMPANYING NOTES TO THE BASIC FINANCIAL STATEMENTS

**MECHANICSBURG EXEMPTED VILLAGE SCHOOL DISTRICT
CHAMPAIGN COUNTY, OHIO**

STATEMENT OF REVENUES, EXPENDITURES AND CHANGES IN
FUND BALANCE - BUDGET AND ACTUAL (NON-GAAP BUDGETARY BASIS)
GENERAL FUND
FOR THE FISCAL YEAR ENDED JUNE 30, 2018

	<u>Budgeted Amounts</u>			Variance with Final Budget Positive (Negative)
	<u>Original</u>	<u>Final</u>	<u>Actual</u>	
Revenues:				
From local sources:				
Property taxes	\$ 2,164,602	\$ 2,164,538	\$ 2,164,538	\$ -
Income taxes.	1,676,337	1,644,480	1,644,480	-
Tuition.	883,873	935,382	935,382	-
Earnings on investments	49,381	94,118	105,808	11,690
Extracurricular.	5,225	7,265	7,265	-
Classroom materials and fees	6,102	12,296	12,296	-
Other local revenues	42,545	63,360	63,360	-
Intergovernmental - state	5,484,416	5,505,269	5,505,272	3
Intergovernmental - federal	77,949	32,080	32,080	-
Total revenues	<u>10,390,430</u>	<u>10,458,788</u>	<u>10,470,481</u>	<u>11,693</u>
Expenditures:				
Current:				
Instruction:				
Regular	4,583,323	4,583,323	3,562,244	1,021,079
Special.	1,198,056	1,198,056	1,549,597	(351,541)
Vocational.	133,567	133,567	143,575	(10,008)
Support services:				
Pupil.	456,730	456,730	388,649	68,081
Instructional staff	727,790	727,790	536,830	190,960
Board of education	68,808	68,808	49,008	19,800
Administration.	1,020,247	1,020,247	902,034	118,213
Fiscal	426,201	426,201	378,628	47,573
Business	25,865	25,865	14,511	11,354
Operations and maintenance.	1,637,972	1,637,972	1,229,054	408,918
Pupil transportation	653,651	653,651	574,216	79,435
Central.	5,409	5,409	10,335	(4,926)
Other non-instructional services	505	505	340	165
Extracurricular activities.	210,782	210,782	276,469	(65,687)
Total expenditures	<u>11,148,906</u>	<u>11,148,906</u>	<u>9,615,490</u>	<u>1,533,416</u>
Excess (deficiency) of revenues over (under) expenditures.	<u>(758,476)</u>	<u>(690,118)</u>	<u>854,991</u>	<u>1,545,109</u>
Other financing sources (uses):				
Refund of prior year's expenditures	53,524	36,177	36,177	-
Transfers (out).	(1,050)	(1,050)	(21,000)	(19,950)
Advances in.	9,990	-	-	-
Advances (out)	(10,500)	(10,500)	-	10,500
Total other financing sources (uses)	<u>51,964</u>	<u>24,627</u>	<u>15,177</u>	<u>(9,450)</u>
Net change in fund balance	(706,512)	(665,491)	870,168	1,535,659
Fund balance at beginning of year	5,463,531	5,463,531	5,463,531	-
Prior year encumbrances appropriated	565,376	565,376	565,376	-
Fund balance at end of year	<u>\$ 5,322,395</u>	<u>\$ 5,363,416</u>	<u>\$ 6,899,075</u>	<u>\$ 1,535,659</u>

SEE ACCOMPANYING NOTES TO THE BASIC FINANCIAL STATEMENTS

**MECHANICSBURG EXEMPTED VILLAGE SCHOOL DISTRICT
CHAMPAIGN COUNTY, OHIO**

STATEMENT OF FIDUCIARY NET POSITION
FIDUCIARY FUNDS
JUNE 30, 2018

	Private-Purpose Trust	
	Scholarship	Agency
Assets:		
Equity in pooled cash and investments	\$ 61,512	\$ 64,926
Total assets.	61,512	\$ 64,926
Liabilities:		
Accounts payable.	-	\$ 150
Due to students.	-	64,776
Total liabilities	-	\$ 64,926
Net position:		
Held in trust for scholarships	61,512	
Total net position.	\$ 61,512	

SEE ACCOMPANYING NOTES TO THE BASIC FINANCIAL STATEMENTS

**MECHANICSBURG EXEMPTED VILLAGE SCHOOL DISTRICT
CHAMPAIGN COUNTY, OHIO**

STATEMENT OF CHANGES IN FIDUCIARY NET POSITION
FIDUCIARY FUNDS
FOR THE FISCAL YEAR ENDED JUNE 30, 2018

	Private-Purpose Trust
	Scholarship
Additions:	
Interest	\$ 1,391
Deductions:	
Scholarships awarded	100
Change in net position	1,291
Net position at beginning of year.	60,221
Net position at end of year	\$ 61,512

SEE ACCOMPANYING NOTES TO THE BASIC FINANCIAL STATEMENTS

THIS PAGE IS INTENTIONALLY LEFT BLANK

**MECHANICSBURG EXEMPTED VILLAGE SCHOOL DISTRICT
CHAMPAIGN COUNTY, OHIO**

**NOTES TO THE BASIC FINANCIAL STATEMENTS
FOR THE FISCAL YEAR ENDED JUNE 30, 2018**

NOTE 1 - DESCRIPTION OF THE SCHOOL DISTRICT

The Mechanicsburg Exempted Village School District (the "District") is located in Champaign County, in west-central Ohio. The District includes all of the Village of Mechanicsburg and portions of surrounding townships.

The District was organized in accordance with Sections 2 and 3, Article VI of the Constitution of the State of Ohio. Under such laws, there is no authority for a school district to have a charter or adopt local laws. The legislative power of the District is vested in the Board of Education, consisting of five members elected at large for staggered four-year terms.

The District currently operates one building that is composed of its elementary, middle school and high school. The District employs 38 non-certified and 67 certified employees to provide services to approximately 830 students in grades K through 12 and various community groups.

NOTE 2 - SUMMARY OF SIGNIFICANT ACCOUNTING POLICIES

The basic financial statements of the District have been prepared in conformity with accounting principles generally accepted in the United States of America (GAAP) as applied to governmental units. The Governmental Accounting Standards Board (GASB) is the accepted standard-setting body for establishing governmental accounting and financial reporting principles. The District's significant accounting policies are described below.

A. Reporting Entity

The reporting entity has been defined in accordance with GASB Statement No. 14, "The Financial Reporting Entity" as amended by GASB Statement No. 39, "Determining Whether Certain Organizations Are Component Units" and GASB Statement No. 61, "The Financial Reporting Entity: Omnibus an amendment of GASB Statements No. 14 and No. 34". The reporting entity is composed of the primary government and component units. The primary government consists of all funds, departments, boards and agencies that are not legally separate from the District. For the District, this includes general operations, food service, and student related activities of the District.

Component units are legally separate organizations for which the District is financially accountable. The District is financially accountable for an organization if the District appoints a voting majority of the organization's Governing Board and (1) the District is able to significantly influence the programs or services performed or provided by the organization; or (2) the District is legally entitled to or can otherwise access the organization's resources; or (3) the District is legally obligated or has otherwise assumed the responsibility to finance the deficits of, or provide financial support to, the organization; or (4) the District is obligated for the debt of the organization. Component units may also include organizations that are fiscally dependent on the District in that the District approves the budget, the issuance of debt or the levying of taxes. Certain organizations are also included as component units if the nature and significance of the relationship between the primary government and the organization is such that exclusion by the primary government would render the primary governments financial statements incomplete or misleading. Based upon the application of these criteria, the District has no component units. The basic financial statements of the reporting entity include only those of the District (the primary government).

**MECHANICSBURG EXEMPTED VILLAGE SCHOOL DISTRICT
CHAMPAIGN COUNTY, OHIO**

NOTES TO THE BASIC FINANCIAL STATEMENTS
FOR THE FISCAL YEAR ENDED JUNE 30, 2018

NOTE 2 - SUMMARY OF SIGNIFICANT ACCOUNTING POLICIES - (Continued)

The following organizations are described due to their relationship to the District:

JOINTLY GOVERNED ORGANIZATIONS

Ohio Hi-Point Career Center

The Ohio Hi-Point Career Center is a distinct political subdivision of the State of Ohio, which possesses its own budgeting and taxing authority. The Career Center is governed by a board of education that consists of a representative from each participating school district and its degree of control is limited to its representation on the board. To obtain financial information write to the Ohio Hi-Point Career Center, Eric Adelsberger, who serves as Treasurer, at 2280 State Route 540, Bellefontaine, Ohio 43311.

Western Ohio Computer Organization

The District is a participant in the Western Ohio Computer Organization (WOCO), which is a computer consortium. WOCO is an association of various public school districts within the boundaries of Auglaize, Champaign, Hardin, Logan, Shelby, and Miami counties. The organization was formed for the purpose of applying modern technology with the aid of computers and other electronic equipment to member school districts. Each of the governments of these districts supports WOCO based upon a per pupil charge dependent on the software package utilized. In accordance with GASB Statement No. 14, the District does not have an equity interest in WOCO, as the residual interest in net resources of the joint venture upon dissolution is not equivalent to an equity interest. WOCO is governed by a board of directors consisting of the superintendents of the member school districts and the degree of control is limited to the representation on the board. Financial information can be obtained from Donn Walls, who serves as Director, at 129 East Court Street, Sidney, Ohio 45365.

RELATED ORGANIZATION

Mechanicsburg Public Library

The Mechanicsburg Public Library (Library) is an organization related to the District. The School Board members are responsible for appointing the trustees of the Library; however, the School Board cannot influence the Library's operation nor does the Library represent a potential financial benefit or burden to the District. Although the District does serve as the taxing authority and may issue tax related debt on behalf of the Library, its role is limited to a ministerial function. Once the Library determines to present a levy to the voters, including the determination of the rate and duration, the District must place the levy on the ballot. The Library determines its own budget. The Library did not receive any funding from the District during fiscal year 2018.

INSURANCE PURCHASING POOLS

Ohio Association of School Business Officials Workers' Compensation Group Rating Plan (GRP)

The District participates in the Ohio Association of School Business Officials (OASBO) Workers' Compensation Group Rating Plan (GRP). The GRP is sponsored by OASBO and administered by Sheakley UniService, Inc. The intent of the GRP is to achieve the benefit of a reduced premium for the District by virtue of its grouping and representation with other participants in the GRP. The District pays a fee to the GRP to cover the costs of administering the program.

**MECHANICSBURG EXEMPTED VILLAGE SCHOOL DISTRICT
CHAMPAIGN COUNTY, OHIO**

**NOTES TO THE BASIC FINANCIAL STATEMENTS
FOR THE FISCAL YEAR ENDED JUNE 30, 2018**

NOTE 2 - SUMMARY OF SIGNIFICANT ACCOUNTING POLICIES - (Continued)

Stark County Schools Council of Governments

The District participates in the Stark County Schools Council of Governments Health Benefit Plan (Plan), an insurance purchasing pool. The Plan is administered by the Stark County Schools Council (SCSC), a regional council of governments established in accordance with Chapter 167 of the Ohio Revised Code. The SCSC is governed by an assembly consisting of one representative from each participant. Each participant pays its premiums to the Plan based on an apportionment of estimated costs established by the SCSC prior to the beginning of each fiscal year. Should estimated program costs be insufficient to pay all claims for the fiscal year, the SCSC notifies each participant of any additional program costs for the fiscal year. Upon withdrawal from the Health Benefit Plan, a participant is entitled to be refunded any excess contributions being held by the Plan. Participation in the Health Benefit Plan is by written application subject to acceptance by the Board of Directors of the Assembly and payment of the monthly premiums. Financial information can be obtained from the Stark County Educational Service Center, who serves as fiscal agent, 6057 Strip Ave NW, North Canton, OH 44720.

Ohio School Plan

The District participates in the Ohio School Plan (OSP), an insurance purchasing pool. The OSP was created and organized pursuant to and as authorized by Section 2744.081 of the Ohio Revised Code. The OSP is an unincorporated, non-profit association of its members and an instrumentality for each member for the sole purpose of enabling members of the OSP to provide for a formalized, jointly administered self-insurance program to maintain adequate self-insurance protection, risk management programs and other administrative services. The OSP's business and affairs are conducted by a 13 member Board of Directors consisting of school district superintendents and treasurers. The OSP has an agreement with Hylant Administrative Services, LLC to provide underwriting, claims management, risk management, accounting, system support services, sales and marketing to the OSP. Hylant Administrative Services, LLC also coordinates reinsurance brokerage services for the OSP.

B. Fund Accounting

The District uses funds to maintain its financial records during the year. A fund is defined as a fiscal and accounting entity with a self balancing set of accounts. There are three categories of funds: governmental, proprietary and fiduciary.

GOVERNMENTAL FUNDS

Governmental funds are those through which most governmental functions typically are financed. Governmental fund reporting focuses on the sources, uses and balances of current financial resources. Expendable assets are assigned to the various governmental funds according to the purposes for which they may or must be used. Current liabilities are assigned to the fund from which they will be paid. The difference between governmental fund assets and deferred outflows and liabilities and deferred inflows is reported as fund balance. The following are the District's major governmental funds:

General fund - The general fund is used to account for and report all financial resources not accounted for and reported in another fund. The general fund balance is available for any purpose provided it is expended or transferred according to the general laws of Ohio.

Bond retirement fund - The bond retirement fund is a debt service fund provided for the retirement of serial bonds and short-term notes and loans. All revenue derived from general or special levies, either within or exceeding the ten-mill limitation, which is levied for debt charges on bonds, notes, or loans, shall be paid into this fund.

**MECHANICSBURG EXEMPTED VILLAGE SCHOOL DISTRICT
CHAMPAIGN COUNTY, OHIO**

NOTES TO THE BASIC FINANCIAL STATEMENTS
FOR THE FISCAL YEAR ENDED JUNE 30, 2018

NOTE 2 - SUMMARY OF SIGNIFICANT ACCOUNTING POLICIES - (Continued)

Other governmental funds of the District are used to account for (a) financial resources that are restricted, committed, or assigned to expenditures for capital outlays including the acquisition or construction of capital facilities and other capital assets and (b) specific revenue sources that are restricted or committed to an expenditure for specified purposes other than debt service or capital projects.

PROPRIETARY FUNDS

Proprietary funds are used to account for the District's ongoing activities which are similar to those often found in the private sector. The District has no proprietary funds.

FIDUCIARY FUNDS

Fiduciary fund reporting focuses on net position and changes in net position. The fiduciary fund category is split into four classifications: pension trust funds, investment trust funds, private-purpose trust funds and agency funds. Trust funds are used to account for assets held by the District under a trust agreement for individuals, private organizations, or other governments and are therefore not available to support the District's own programs. The District's private purpose trust fund accounts for scholarship programs for students. Agency funds are custodial in nature (assets equal liabilities) and do not involve measurement of results of operations. The District's agency funds account for student activities and District agency services.

C. Basis of Presentation and Measurement Focus

Government-Wide Financial Statements - The statement of net position and the statement of activities display information about the District as a whole. These statements include the financial activities of the primary government, except for fiduciary funds.

The government-wide statement of activities presents a comparison between direct expenses and program revenues for each function or program of the governmental activities of the District. Direct expenses are those that are specifically associated with a service, program or department and therefore clearly identifiable to a particular function. Program revenues include amounts paid by the recipient of goods or services offered by the program and grants and contributions that are restricted to meeting the operational or capital requirements of a particular program. Revenues not classified as program revenues are presented as general revenues of the District.

The government-wide financial statements are prepared using the economic resources measurement focus. All assets, liabilities and deferred inflows and outflows of resources associated with the operation of the District are included on the statement of net position.

Fund Financial Statements - Fund financial statements report detailed information about the District. The focus of governmental fund financial statements is on the major funds rather than reporting funds by type. Each major fund is presented in a separate column, and all nonmajor funds are aggregated into one column. Fiduciary funds are reported by fund type.

**MECHANICSBURG EXEMPTED VILLAGE SCHOOL DISTRICT
CHAMPAIGN COUNTY, OHIO**

**NOTES TO THE BASIC FINANCIAL STATEMENTS
FOR THE FISCAL YEAR ENDED JUNE 30, 2018**

NOTE 2 - SUMMARY OF SIGNIFICANT ACCOUNTING POLICIES - (Continued)

All governmental funds are accounted for using a flow of current financial resources measurement focus. With this measurement focus, only current assets and current liabilities and deferred inflows and outflows of resources generally are included on the balance sheet. The statement of revenues, expenditures and changes in fund balances reports on the sources (i.e., revenues and other financing sources) and uses (i.e., expenditures and other financing uses) of current financial resources. This approach differs from the manner in which the governmental activities of the government-wide financial statements are prepared. Governmental fund financial statements therefore include a reconciliation with brief explanations to better identify the relationship between the government-wide statements and the statements for governmental funds.

The private-purpose trust fund is reported using the economic resources measurement focus. Agency funds do not report a measurement focus as they do not report operations.

D. Basis of Accounting

Basis of accounting determines when transactions are recorded in the financial records and reported on the financial statements. Government-wide financial statements are prepared using the accrual basis of accounting. Governmental funds use the modified accrual basis of accounting. Fiduciary funds also use the accrual basis of accounting.

Revenues - Exchange and Non-exchange Transactions - Revenue resulting from exchange transactions, in which each party gives and receives essentially equal value, is recorded on the accrual basis when the exchange takes place. On a modified accrual basis, revenue is recorded in the fiscal year in which the resources are measurable and become available. Available means that the resources will be collected within the current fiscal year or are expected to be collected soon enough thereafter to be used to pay liabilities of the current fiscal year. For the District, available means expected to be received within sixty days of fiscal year end.

Nonexchange transactions, in which the District receives value without directly giving equal value in return, include property taxes, income taxes, grants, entitlements and donations. On an accrual basis, revenue from property taxes is recognized in the fiscal year for which the taxes are levied (See Note 6). Revenue from income taxes is recognized in the period in which the income is earned (See Note 8). Revenue from grants, entitlements and donations is recognized in the fiscal year in which all eligibility requirements have been satisfied. Eligibility requirements include timing requirements, which specify the year when the resources are required to be used or the fiscal year when use is first permitted, matching requirements, in which the District must provide local resources to be used for a specified purpose, and expenditure requirements, in which the resources are provided to the District on a reimbursement basis. On a modified accrual basis, revenue from nonexchange transactions must also be available before it can be recognized. Under the modified accrual basis, the following revenue sources are considered to be both measurable and available at fiscal year-end: property taxes available as an advance, income taxes, interest, tuition, grants, student fees and rentals.

Deferred Outflows of Resources and Deferred Inflows of Resources - In addition to assets, the government-wide statement of net position will report a separate section for deferred outflows of resources. Deferred outflows of resources, represents a consumption of net position that applies to a future period and will not be recognized as an outflow of resources (expense/expenditure) until then. For the District, see Note 12 and 13 for deferred outflows of resources related the District's net pension liability and net OPEB liability, respectively. In addition, deferred outflows of resources include a deferred charge on debt refunding. A deferred charge on refunding results from the difference in the carrying value of refunded debt and its reacquisition price. This amount is deferred and amortized over the shorter of the life of the refunded or refunding debt.

**MECHANICSBURG EXEMPTED VILLAGE SCHOOL DISTRICT
CHAMPAIGN COUNTY, OHIO**

NOTES TO THE BASIC FINANCIAL STATEMENTS
FOR THE FISCAL YEAR ENDED JUNE 30, 2018

NOTE 2 - SUMMARY OF SIGNIFICANT ACCOUNTING POLICIES - (Continued)

In addition to liabilities, both the government-wide statement of net position and the governmental fund financial statements report a separate section for deferred inflows of resources. Deferred inflows of resources represent an acquisition of net position that applies to a future period and will not be recognized as an inflow of resources (revenue) until that time. For the District, deferred inflows of resources include property taxes and unavailable revenue. Property taxes represent amounts for which there is an enforceable legal claim as of June 30, 2018, but which were levied to finance fiscal year 2019 operations. These amounts have been recorded as a deferred inflow of resources on both the government-wide statement of net position and the governmental fund financial statements. Unavailable revenue is reported only on the governmental funds balance sheet, and represents receivables which will not be collected within the available period. For the District unavailable revenue includes, but is not limited to, delinquent property taxes, and accrued interest. These amounts are deferred and recognized as an inflow of resources in the period the amounts become available.

For the District, see Note 12 and 13 for deferred inflows of resources related to the District's net pension liability and net OPEB liability, respectively. This deferred inflow of resources is only reported on the government-wide statement of net position.

Expenses/Expenditures - On the accrual basis of accounting, expenses are recognized at the time they are incurred. The entitlement value of donated commodities used during the year is reported in the statement of revenues, expenditures and changes in fund balances as an expenditure with a like amount reported as intergovernmental revenue.

The measurement focus of governmental fund accounting is on decreases in net financial resources (expenditures) rather than expenses. Expenditures are generally recognized in the accounting period in which the related fund liability is incurred, if measurable. Allocations of cost, such as depreciation and amortization, are not recognized in governmental funds.

E. Budgets

The District is required by State statute to adopt an annual appropriated cash basis budget for all funds (except agency funds). The specific timetable for fiscal year 2018 is as follows:

1. Prior to January 15, the Superintendent and Treasurer submit to the Board of Education a proposed operating budget for the fiscal year commencing the following July 1. The budget includes proposed expenditures and the means of financing for all funds. Public hearings are publicized and conducted to obtain taxpayers' comments. The purpose of this budget document is to reflect the need for existing (or increased) tax rates.
2. By no later than January 20, the board-adopted budget is filed with the Champaign County Budget Commission for tax rate determination.

**MECHANICSBURG EXEMPTED VILLAGE SCHOOL DISTRICT
CHAMPAIGN COUNTY, OHIO**

**NOTES TO THE BASIC FINANCIAL STATEMENTS
FOR THE FISCAL YEAR ENDED JUNE 30, 2018**

NOTE 2 - SUMMARY OF SIGNIFICANT ACCOUNTING POLICIES - (Continued)

3. Prior to April 1, the Board of Education accepts, by formal resolution, the tax rates as determined by the Budget Commission and receives the Commission's certificate of estimated resources which states the projected revenue of each fund. Prior to July 1, the District must revise its budget so that total contemplated expenditures from any fund during the ensuing year will not exceed the amount stated in the certificate of estimated resources. The revised budget then serves as a basis for the appropriation measure. On or about July 1, the certificate is amended to include any unencumbered balances from the preceding year as reported by the District Treasurer. The certificate may be further amended during the year if projected increases or decreases in revenue are identified by the District Treasurer. The budget figures, as shown in the accompanying budgetary statement, reflect the amounts set forth in the original and final certificates of estimated resources issued for fiscal year 2018.
4. By July 1, the annual appropriation resolution is legally enacted by the Board of Education at the fund level of expenditures, which is the legal level of budgetary control. State statute permits a temporary appropriation to be effective until no later than October 1 of each year. Although the legal level of control has been established at the fund level of expenditures, the District has elected to present the budgetary statement for the general fund at the fund and function level of expenditures in the basic financial statements. Resolution appropriations by fund must be within the estimated resources as certified by the County Budget Commission and the total of expenditures and encumbrances may not exceed the appropriation totals.
5. Any revisions that alter the total of any fund appropriation must be approved by the Board of Education.
6. Formal budgetary integration is employed as a management control device during the year for all funds consistent with the general obligation bond indenture and other statutory provisions. All funds completed the year within the amount of their legally authorized cash basis appropriation.
7. Appropriations amounts are as originally adopted, or as amended by the Board of Education through the year by supplemental appropriations, which either reallocated or increased the original appropriated amounts. All supplemental appropriations were legally enacted by the Board prior to June 30, 2018; however, none of these amendments were significant. The budget figures, as shown in the accompanying budgetary statement, reflect the original and final appropriation amounts including all amendments and modifications.
8. Unencumbered appropriations lapse at year end. Encumbered appropriations are carried forward to the succeeding fiscal year and need not be reappropriated. Expenditures may not legally exceed budgeted appropriations at the fund level.

F. Cash and Investments

To improve cash management, cash received by the District is pooled. Monies for all funds are maintained in this pool. Individual fund integrity is maintained through the District's records. Each fund's interest in the pool is presented as "equity in pooled cash and investments" on the basic financial statements.

**MECHANICSBURG EXEMPTED VILLAGE SCHOOL DISTRICT
CHAMPAIGN COUNTY, OHIO**

**NOTES TO THE BASIC FINANCIAL STATEMENTS
FOR THE FISCAL YEAR ENDED JUNE 30, 2018**

NOTE 2 - SUMMARY OF SIGNIFICANT ACCOUNTING POLICIES - (Continued)

During fiscal year 2018, investments were limited to investments in the State Treasury Asset Reserve of Ohio (STAR Ohio), negotiable certificates of deposit (CDs), and a U.S. Government money market fund. Except for nonparticipating investment contracts, investments are reported at fair value which is based on quoted market prices. Nonparticipating investment contracts such as repurchase agreements and nonnegotiable certificates of deposit are reported at cost. Money market investments are short-term, highly liquid debt instruments including commercial paper, banker's acceptances and U.S. Treasury and agency obligations.

STAR Ohio (the State Treasury Asset Reserve of Ohio), is an investment pool managed by the State Treasurer's Office which allows governments within the State to pool their funds for investment purposes. STAR Ohio is not registered with the SEC as an investment company, but has adopted Governmental Accounting Standards Board (GASB), Statement No. 79, "Certain External Investment Pools and Pool Participants." The District measures its investment in STAR Ohio at the net asset value (NAV) per share provided by STAR Ohio. The NAV per share is calculated on an amortized cost basis that provides an NAV per share that approximates fair value.

For fiscal year 2018, there were no limitations or restrictions on any participant withdrawals due to redemption notice periods, liquidity fees, or redemption gates. However, notice must be given 24 hours in advance of all deposits and withdrawals exceeding \$25 million. STAR Ohio reserves the right to limit the transaction to \$100 million, requiring the excess amount to be transacted the following business day(s), but only to the \$100 million limit. All accounts of the participant will be combined for these purposes.

Under existing Ohio statutes all investment earnings are assigned to the general fund unless statutorily required to be credited to a specific fund or by policy of the Board of Education. Investment earnings are assigned to the general fund and the private-purpose trust fund. Interest revenue credited to the general fund during fiscal year 2018 amounted to \$100,928, which includes \$18,840 assigned from other funds.

For presentation on the basic financial statements, investments of the cash management pool and investments with original maturities of three months or less at the time they are purchased by the District are considered to be cash equivalents. Investments with an initial maturity of more than three months are reported as investments.

An analysis of the District's investment account at year end is provided in Note 4.

G. Inventory

On government-wide and fund financial statements, purchased inventories are presented at the lower of cost or market and donated commodities are presented at their entitlement value. Inventories are recorded on a first-in, first-out basis and are expensed when used. Inventories are accounted for using the consumption method.

Inventory consists of expendable supplies held for consumption, donated food and purchased food.

H. Capital Assets

Governmental capital assets are those assets generally related to governmental activities. These assets generally result from expenditures in the governmental funds. These assets are reported in the governmental activities column of the government-wide statement of net position, but are not reported in the fund financial statements.

**MECHANICSBURG EXEMPTED VILLAGE SCHOOL DISTRICT
CHAMPAIGN COUNTY, OHIO**

NOTES TO THE BASIC FINANCIAL STATEMENTS
FOR THE FISCAL YEAR ENDED JUNE 30, 2018

NOTE 2 - SUMMARY OF SIGNIFICANT ACCOUNTING POLICIES - (Continued)

All capital assets are capitalized at cost (or estimated historical cost) and updated for additions and retirements during the year. Donated capital assets are recorded at their acquisition values as of the date received. The District’s capitalization threshold is \$5,000. Improvements are capitalized; the costs of normal maintenance and repairs that do not add to the value of the asset or materially extend an asset’s life are not. The District does not possess infrastructure.

All reported capital assets, except land and construction in progress, are depreciated. Improvements are depreciated over the remaining useful lives of the related capital assets. Depreciation is computed using the straight-line method over the following useful lives:

Description	Governmental Activities <u>Estimated Lives</u>
Land improvements	20 years
Buildings and improvements	20 - 50 years
Furniture and equipment	5 - 20 years
Vehicles	8 years

I. Interfund Balances

On fund financial statements, receivables and payables resulting from short-term interfund loans are classified as “interfund loans receivable/payable”. Long-term interfund loans that will not be repaid within the next fiscal year are classified as “loans to/from other funds” and are shown as nonspendable fund balances on the balance sheet because they are not spendable, available resources. These amounts are eliminated in the governmental activities column on the statement of net position.

J. Compensated Absences

Compensated absences of the District consist of vacation leave and sick leave liability to the extent that payments to the employee for these absences are attributable to services already rendered and are not contingent on a specific event that is outside the control of the District and the employee.

In accordance with the provisions of GASB Statement No. 16, “Accounting for Compensated Absences”, a liability for vacation leave is accrued if a) the employees’ rights to payment are attributable to services already rendered; and b) it is probable that the employer will compensate the employees for the benefits through paid time off or other means, such as cash payment at termination or retirement. An accrual for sick leave is made to the extent that it is probable that the benefits will result in termination (severance) payments. A liability for sick leave is accrued using the vesting method; i.e., the liability is based on the sick leave accumulated at June 30, 2018, by those employees who are currently eligible to receive termination (severance) payments, as well as those employees expected to become eligible in the future. For purposes of establishing a liability for sick leave on employees expected to become eligible to retire in the future, all employees age 50 or more with at least 10 years of service, or any employee with at least 20 years of service were considered expected to become eligible to retire in accordance with GASB Statement No. 16.

The total liability for vacation and sick leave payments has been calculated using pay rates in effect at June 30, 2018 and reduced to the maximum payment allowed by labor contract and/or statute, plus any applicable additional salary related payments.

The entire compensated absence liability is reported on the government-wide financial statements.

**MECHANICSBURG EXEMPTED VILLAGE SCHOOL DISTRICT
CHAMPAIGN COUNTY, OHIO**

NOTES TO THE BASIC FINANCIAL STATEMENTS
FOR THE FISCAL YEAR ENDED JUNE 30, 2018

NOTE 2 - SUMMARY OF SIGNIFICANT ACCOUNTING POLICIES - (Continued)

For governmental fund financial statements, the current portion of unpaid matured compensated absences is the amount expected to be paid using expendable available resources. These amounts are recorded in the account "compensated absences payable" in the fund from which the employees who have accumulated unpaid leave are paid. The noncurrent portion of the liability is not reported.

K. Accrued Liabilities and Long-Term Obligations

All payables, accrued liabilities and long-term obligations are reported in the government-wide financial statements.

In general, governmental fund payables and accrued liabilities that, once incurred, are paid in a timely manner and in full from current financial resources, are reported as obligations of the funds. However, claims and judgments, compensated absences, net pension liability, and net OPEB liability that will be paid from governmental funds are reported as a liability in the fund financial statements only to the extent that they are due for payment during the current year. Bonds are recognized as a liability in the fund financial statements when due.

L. Fund Balance

Fund balance is divided into five classifications based primarily on the extent to which the District is bound to observe constraints imposed upon the use of the resources in the governmental funds. The classifications are as follows:

Nonspendable - The nonspendable fund balance classification includes amounts that cannot be spent because they are not in spendable form or legally required to be maintained intact. The "not in spendable form" criterion includes items that are not expected to be converted to cash. It also includes the long-term amount of loans receivable.

Restricted - Fund balance is reported as restricted when constraints are placed on the use of resources that are either externally imposed by creditors (such as through debt covenants), grantors, contributors, or laws or regulations of other governments, or imposed by law through constitutional provisions or enabling legislation.

Committed - The committed fund balance classification includes amounts that can be used only for the specific purposes imposed by a formal action (resolution) of the District Board of Education (the highest level of decision making authority). Those committed amounts cannot be used for any other purpose unless the District Board of Education removes or changes the specified use by taking the same type of action (resolution) it employed to previously commit those amounts. Committed fund balance also incorporates contractual obligations to the extent that existing resources in the fund have been specifically committed for use in satisfying those contractual requirements.

Assigned - Amounts in the assigned fund balance classification are intended to be used by the District for specific purposes but do not meet the criteria to be classified as restricted nor committed. In governmental funds other than the general fund, assigned fund balance represents the remaining amount that is not restricted or committed. In the general fund, assigned amounts represent intended uses established by policies of the District Board of Education, which includes giving the Treasurer the authority to constrain monies for intended purposes.

**MECHANICSBURG EXEMPTED VILLAGE SCHOOL DISTRICT
CHAMPAIGN COUNTY, OHIO**

NOTES TO THE BASIC FINANCIAL STATEMENTS
FOR THE FISCAL YEAR ENDED JUNE 30, 2018

NOTE 2 - SUMMARY OF SIGNIFICANT ACCOUNTING POLICIES - (Continued)

Unassigned - Unassigned fund balance is the residual classification for the general fund and includes all spendable amounts not contained in the other classifications. In other governmental funds, the unassigned classification is only used to report a deficit fund balance resulting from overspending for specific purposes for which amounts had been restricted, committed, or assigned.

The District applies restricted resources first when expenditures are incurred for purposes for which restricted and unrestricted (committed, assigned, and unassigned) fund balance is available. Similarly, within unrestricted fund balance, committed amounts are reduced first followed by assigned, and then unassigned amounts when expenditures are incurred for purposes for which amounts in any of the unrestricted fund balance classifications could be used.

M. Net Position

Net position represents the difference between assets and deferred outflows and liabilities and deferred inflows. The net position component "net investment in capital assets," consists of capital assets, net of accumulated depreciation, reduced by the outstanding balances of any borrowing used for the acquisition, construction or improvement of those assets. Deferred outflows of resources and deferred inflows of resources that are attributable to the acquisition, construction or improvement of those assets or related debt also should be included in this component of net position. Net position is reported as restricted when there are limitations imposed on its use either through the enabling legislation adopted by the District or through external restrictions imposed by creditors, grantors or laws or regulations of other governments.

The District applies restricted resources first when an expense is incurred for purposes for which both restricted and unrestricted net position is available.

N. Prepayments

Certain payments to vendors reflect the costs applicable to future accounting periods and are recorded as prepaid items in both government-wide and fund financial statements. These items are reported as assets on the balance sheet using the consumption method. A current asset for the prepaid amounts is recorded at the time of the purchase and the expenditure/expense is reported in the year in which services are consumed.

O. Estimates

The preparation of the basic financial statements in conformity with GAAP requires management to make estimates and assumptions that affect the amounts reported in the basic financial statements and accompanying notes. Actual results may differ from those estimates.

P. Interfund Activity

Exchange transactions between funds are reported as revenues in the seller funds and as expenditures/expenses in the purchaser funds. Flows of cash or goods from one fund to another without a requirement for repayment are reported as interfund transfers. Interfund transfers are reported as other financing sources/uses in governmental funds. Repayments from funds responsible for particular expenditures/expenses to the funds that initially paid for them are not presented on the basic financial statements.

**MECHANICSBURG EXEMPTED VILLAGE SCHOOL DISTRICT
CHAMPAIGN COUNTY, OHIO**

NOTES TO THE BASIC FINANCIAL STATEMENTS
FOR THE FISCAL YEAR ENDED JUNE 30, 2018

NOTE 2 - SUMMARY OF SIGNIFICANT ACCOUNTING POLICIES - (Continued)

Q. Unamortized Bond Premiums and Deferred Charges on Debt Refunding

Bond premiums are deferred and amortized over the term of the bonds using the straight-line method, which approximates the effective interest method. Bond premiums are presented as an addition to the face amount of the bonds.

For advance refundings resulting in the defeasance of debt, the difference between the reacquisition price and the net carrying amount of the old debt is deferred and amortized as a component of interest expense. This accounting gain or loss is amortized over the remaining life of the old debt or the life of the new debt, whichever is shorter and is presented as a deferred inflow of resources or deferred outflow of resources.

R. Pensions/Other Postemployment Benefits (OPEB)

For purposes of measuring the net pension/OPEB liability, information about the fiduciary net position of the pension/OPEB plans and additions to/deductions from their fiduciary net position have been determined on the same basis as they are reported by the pension/OPEB plan. For this purpose, benefit payments (including refunds of employee contributions) are recognized when due and payable in accordance with the benefit terms. The pension/OPEB plans report investments at fair value.

S. Extraordinary and Special Items

Extraordinary items are transactions or events that are both unusual in nature and infrequent in occurrence. Special items are transactions or events that are within the control of the Board of Education and that are either unusual in nature or infrequent in occurrence. Neither type of transaction occurred during fiscal year 2018.

T. Fair Market Value

The District categorizes its fair value measurements within the fair value hierarchy established by generally accepted accounting principles. The hierarchy is based on the valuation inputs used to measure the fair value of the asset. Level 1 inputs are quoted prices in active markets for identical assets; Level 2 inputs are significant other observable inputs; Level 3 inputs are significant unobservable inputs.

NOTE 3 - ACCOUNTABILITY AND COMPLIANCE

A. Change in Accounting Principles/Restatement of Net Position

For fiscal year 2018, the District has implemented GASB Statement No. 75, "Accounting and Financial Reporting for Postemployment Benefits Other Than Pension", GASB Statement No. 81 "Irrevocable Split-Interest Agreements" GASB Statement No. 85, "Omnibus 2017" and GASB Statement No. 86, "Certain Debt Extinguishments".

GASB Statement No. 75 improves the accounting and financial reporting by state and local governments for postemployment benefits other than pension (OPEB). It also improves information provided by state and local governmental employers about financial support for OPEB that is provided by other entities. The implementation of GASB Statement No. 75 effected the District's postemployment benefit plan disclosures, as presented in Note 13 to the basic financial statements, and added required supplementary information.

**MECHANICSBURG EXEMPTED VILLAGE SCHOOL DISTRICT
CHAMPAIGN COUNTY, OHIO**

NOTES TO THE BASIC FINANCIAL STATEMENTS
FOR THE FISCAL YEAR ENDED JUNE 30, 2018

NOTE 3 - ACCOUNTABILITY AND COMPLIANCE - (Continued)

GASB Statement No. 81 improves the accounting and financial reporting for irrevocable split-interest agreements by providing recognition and measurement guidance for situations in which a government is a beneficiary of the agreement. The implementation of GASB Statement No. 81 did not have an effect on the financial statements of the District.

GASB Statement No. 85 addresses practice issues that have been identified during implementation and application of certain GASB Statements. This Statement addresses a variety of topics including issues related to blending component units, goodwill, fair value measurement and application, and OPEB. The implementation of GASB Statement No. 85 did not have an effect on the financial statements of the District.

GASB Statement No. 86 improves consistency in accounting and financial reporting for in-substance defeasance of debt by providing guidance for transactions in which cash and other monetary assets acquired with only existing resources - resources other than the proceeds of refunding debt - are placed in an irrevocable trust for the sole purpose of extinguishing debt. This Statement also improves accounting and financial reporting for prepaid insurance on debt that is extinguished and notes to financial statements for debt that is defeased in substance. The implementation of GASB Statement No. 86 did not have an effect on the financial statements of the District.

A net position restatement is required in order to implement GASB Statement No 75. The governmental activities at July 1, 2017 have been restated as follows:

	Governmental Activities
Net position as previously reported	\$ 9,709,997
Deferred outflows - payments subsequent to measurement date	19,567
Net OPEB liability	(2,725,581)
Restated net position at July 1, 2017	\$ 7,003,983

Other than employer contributions subsequent to the measurement date, the District made no restatement for deferred inflows/outflows of resources as the information needed to generate these restatements was not available. The restatement had no effect on fund balances.

B. Deficit Fund Balance

Fund balances at June 30, 2018 included the following individual fund deficit:

<u>Nonmajor funds</u>	<u>Deficit</u>
Food service	\$ 6,890

The general fund is liable for any deficit in this fund and provides transfers when cash is required, not when accruals occur. The deficit fund balance resulted from adjustments for accrued liabilities.

**MECHANICSBURG EXEMPTED VILLAGE SCHOOL DISTRICT
CHAMPAIGN COUNTY, OHIO**

**NOTES TO THE BASIC FINANCIAL STATEMENTS
FOR THE FISCAL YEAR ENDED JUNE 30, 2018**

NOTE 4 - DEPOSITS AND INVESTMENTS

State statutes classify monies held by the District into three categories.

Active deposits are public deposits necessary to meet current demands on the treasury. Such monies must be maintained either as cash in the District treasury, in commercial accounts payable or withdrawable on demand, including negotiable order of withdrawal (NOW) accounts, or in money market deposit accounts.

Inactive deposits are public deposits that the Board of Education has identified as not required for use within the current five year period of designation of depositories. Inactive deposits must either be evidenced by certificates of deposit maturing not later than the end of the current period of designation of depositories, or by savings or deposit accounts including, but not limited to, passbook accounts.

Interim deposits are deposits of interim monies. Interim monies are those monies which are not needed for immediate use, but which will be needed before the end of the current period of designation of depositories.

Interim deposits must be evidenced by time certificates of deposit maturing not more than one year from the date of deposit or by savings or deposit accounts including passbook accounts.

Interim monies may be deposited or invested in the following securities:

1. United States Treasury Notes, Bills, Bonds, or any other obligation or security issued by the United States Treasury or any other obligation guaranteed as to principal and interest by the United States;
2. Bonds, notes, debentures, or any other obligations or securities issued by any federal government agency or instrumentality, including, but not limited to, the Federal National Mortgage Association, Federal Home Loan Bank, Federal Farm Credit Bank, Federal Home Loan Mortgage Corporation, Government National Mortgage Association, and Student Loan Marketing Association. All federal agency securities shall be direct issuances of federal government agencies or instrumentalities;
3. Written repurchase agreements in the securities listed above provided that the fair value of the securities subject to the repurchase agreement must exceed the principal value of the agreement by at least two percent and be marked to market daily, and that the term of the agreement must not exceed thirty days;
4. Bonds and other obligations of the State of Ohio;
5. No-load money market mutual funds consisting exclusively of obligations described in items (1) and (2) above and repurchase agreements secured by such obligations, provided that investments in securities described in this division are made only through eligible institutions;
6. The State Treasurer's investment pool State Treasury Asset Reserve of Ohio (STAR Ohio);
7. Certain banker's acceptance and commercial paper notes for a period not to exceed one hundred eighty days from the purchase date in an amount not to exceed twenty-five percent of the interim monies available for investment at any one time; and,
8. Under limited circumstances, corporate debt interests rated in either of the two highest classifications by at least two nationally recognized rating agencies.

**MECHANICSBURG EXEMPTED VILLAGE SCHOOL DISTRICT
CHAMPAIGN COUNTY, OHIO**

NOTES TO THE BASIC FINANCIAL STATEMENTS
FOR THE FISCAL YEAR ENDED JUNE 30, 2018

NOTE 4 - DEPOSITS AND INVESTMENTS - (Continued)

Protection of the District's deposits is provided by the Federal Deposit Insurance Corporation (FDIC), by eligible securities pledged by the financial institution as security for repayment, by surety company bonds deposited with the Treasurer by the financial institution or by a single collateral pool established by the financial institution to secure the repayment of all public monies deposited with the institution.

Investments in stripped principal or interest obligations, reverse repurchase agreements and derivatives are prohibited. The issuance of taxable notes for the purpose of arbitrage, the use of leverage and short selling are also prohibited. An investment must mature within five years from the date of purchase unless matched to a specific obligation or debt of the District, and must be purchased with the expectation that it will be held to maturity. Investments may only be made through specified dealers and institutions. Payment for investments may be made only upon delivery of the securities representing the investments to the Treasurer or, if the securities are not represented by a certificate, upon receipt of confirmation of transfer from the custodian.

A. Deposits with Financial Institutions

At June 30, 2018, the carrying amount of all District deposits was \$5,180,769, and the bank balance of all District deposits was \$5,208,886. Of the bank balance, \$49,290 was exposed to custodial risk as discussed below because those deposits were uninsured and uncollateralized and \$5,159,596 was covered by the FDIC.

Custodial credit risk is the risk that, in the event of bank failure, the District will not be able to recover deposits or collateral securities that are in the possession of an outside party. The District has no deposit policy for custodial credit risk beyond the requirements of State statute. Ohio law requires that deposits either be insured or protected by (1) eligible securities pledged to the District's and deposited with a qualified trustee by the financial institution as security for repayment whose market value at all times shall be at least 105 percent of the deposits being secured, or (2) participation in the Ohio Pooled Collateral System (OPCS), a collateral pool of eligible securities deposited with a qualified trustee and pledged to the Treasurer of State to secure the repayment of all public monies deposited in the financial institution. OPCS requires the total market value of the securities pledged to be 102 percent of the deposits being secured or a rate set by the Treasurer of State. For 2018, the District's financial institutions were approved for a collateral rate of 102 percent through the OPCS. Although all statutory requirements for the deposit of money had been followed, noncompliance with Federal requirements could potentially subject the District to a successful claim by the FDIC.

B. Investments

As of June 30, 2018, the District had the following investment and maturity:

<u>Measurement/Investment type</u>	<u>Measurement Value</u>	<u>Investment Maturity</u>			
		<u>6 months or less</u>	<u>7 to 12 months</u>	<u>19 to 24 months</u>	<u>Greater Than 24 months</u>
Fair value:					
US Government Money Market	\$ 521	\$ 521	\$ -	\$ -	\$ -
Negotiable CDs	892,794	448,543	223,691	122,994	97,566
Amortized cost:					
STAR Ohio	<u>3,073,261</u>	<u>3,073,261</u>	<u>-</u>	<u>-</u>	<u>-</u>
Total	<u>\$ 3,966,576</u>	<u>\$ 3,522,325</u>	<u>\$ 223,691</u>	<u>\$ 122,994</u>	<u>\$ 97,566</u>

**MECHANICSBURG EXEMPTED VILLAGE SCHOOL DISTRICT
CHAMPAIGN COUNTY, OHIO**

NOTES TO THE BASIC FINANCIAL STATEMENTS
FOR THE FISCAL YEAR ENDED JUNE 30, 2018

NOTE 4 - DEPOSITS AND INVESTMENTS - (Continued)

The weighted average maturity of investments is 0.19 years.

The District's investments in U.S. Government money market mutual funds are valued using quoted market prices in active markets (Level 1 inputs). The District's investments in negotiable certificates of deposit are valued using quoted market prices that are not considered to be active, dealer quotations or alternative pricing sources for similar assets or liabilities for which all significant inputs are observable, either directly or indirectly (Level 2 inputs).

Interest Rate Risk: Interest rate risk arises as potential purchasers of debt securities will not agree to pay face value for those securities if interest rates subsequently increase. As a means of limiting its exposure to fair value losses arising from rising interest rates and according to State law, the District's investment policy limits investment portfolio maturities to five years or less.

Credit Risk: Standard & Poor's has assigned STAR Ohio and the U.S. Government money market mutual funds an AAAM money market rating. Ohio law requires that STAR Ohio maintain the highest rating provided by at least one nationally recognized standard rating service. The District's investments in the U.S. Government money market obtained an AAAM money market rating by Standard & Poor's. The negotiable CDs were not rated. The negotiable certificates of deposit are fully insured by the FDIC. The District's investment policy does not specifically address credit risk beyond requiring the District to only invest in securities authorized by State statute.

Custodial Credit Risk: For an investment, custodial credit risk is the risk that, in the event of the failure of the counterparty, the District will not be able to recover the value of its investments or collateral securities that are in the possession of an outside party. The District has no investment policy dealing with investment custodial risk beyond the requirement in State statute that prohibits payment for investments prior to the delivery of the securities representing such investments to the Treasurer or qualified trustee.

Concentration of Credit Risk: The District places no limit on the amount that may be invested in any one issuer. The following table includes the percentage of each investment type held by the District at June 30, 2018:

<u>Measurement/ Investment type</u>	<u>Measurement Value</u>	<u>% of Total</u>
US Government Money Market	\$ 521	0.01
Negotiable CDs	892,794	22.51
Amortized cost:		
STAR Ohio	<u>3,073,261</u>	<u>77.48</u>
Total	<u>\$ 3,966,576</u>	<u>100.00</u>

**MECHANICSBURG EXEMPTED VILLAGE SCHOOL DISTRICT
CHAMPAIGN COUNTY, OHIO**

NOTES TO THE BASIC FINANCIAL STATEMENTS
FOR THE FISCAL YEAR ENDED JUNE 30, 2018

NOTE 4 - DEPOSITS AND INVESTMENTS - (Continued)

C. Reconciliation of Cash and Investments to the Statement of Net Position

The following is a reconciliation of cash and investments as reported in the note above to cash and investments as reported on the statement of net position as of June 30, 2018:

<u>Cash and investments per note</u>	
Carrying amount of deposits	\$ 5,180,769
Investments	<u>3,966,576</u>
Total	<u>\$ 9,147,345</u>
 <u>Cash and investments per statement of net position</u>	
Governmental activities	\$ 9,020,907
Private-purpose trust fund	61,512
Agency funds	<u>64,926</u>
Total	<u>\$ 9,147,345</u>

NOTE 5 - INTERFUND TRANSACTIONS

Interfund transfers for the year ended June 30, 2018, consisted of the following, as reported on the fund financial statements:

<u>Transfers to nonmajor governmental fund from:</u>	<u>Amount</u>
General fund	\$ 106,798

Transfers are used to move revenues from the fund that statute or budget required to collect them to the fund that statute or budget requires to expend them and to use unrestricted revenues collected in the general fund to finance various programs accounted for in other funds in accordance with budgetary authorizations.

Interfund transfers between governmental funds are eliminated for reporting purposes in the statement of activities.

All transfers were made in compliance with Ohio Revised Code Sections 5705.14, 5705.15 and 5705.16.

NOTE 6 - PROPERTY TAXES

Property taxes are levied and assessed on a calendar year basis while the District fiscal year runs from July through June. First half tax collections are received by the District in the second half of the fiscal year. Second half tax distributions occur in the first half of the following fiscal year.

**MECHANICSBURG EXEMPTED VILLAGE SCHOOL DISTRICT
CHAMPAIGN COUNTY, OHIO**

**NOTES TO THE BASIC FINANCIAL STATEMENTS
FOR THE FISCAL YEAR ENDED JUNE 30, 2018**

NOTE 6 - PROPERTY TAXES - (Continued)

Property taxes include amounts levied against all real property and public utility property. Real property tax revenues received in calendar year 2018 represent the collection of calendar year 2017 taxes. Real property taxes received in calendar year 2018 were levied after April 1, 2017, on the assessed values as of January 1, 2017, the lien date. Assessed values for real property taxes are established by State statute at 35 percent of appraised market value. Real property taxes are payable annually or semiannually. If paid annually, payment is due December 31; if paid semiannually, the first payment is due December 31, with the remainder payable by June 20. Under certain circumstances, State statute permits alternate payment dates to be established. Public utility property tax revenues received in calendar year 2018 represent the collection of calendar year 2017 taxes. Public utility real and personal property taxes received in calendar year 2018 became a lien on December 31, 2016, were levied after April 1, 2017, and are collected with real property taxes. Public utility real property is assessed at 35 percent of true value; public utility tangible personal property is currently assessed at varying percentages of true value.

The District receives property taxes from Champaign and Madison Counties. The County Auditors periodically advance to the District its portion of the taxes collected. Second-half real property tax payments collected by the County by June 30, 2018, are available to finance fiscal year 2018 operations. The amount available as an advance at June 30, 2018 was \$409,851 in the general fund, \$81,755 in the bond retirement fund, \$31,634 in the permanent improvement fund (a nonmajor governmental fund), and \$6,020 in the classroom facilities maintenance fund (a nonmajor governmental fund).

The amount available for advance at June 30, 2017 was \$493,365 in the general fund, \$99,557 in the bond retirement fund, \$39,623 in the permanent improvement fund (a nonmajor governmental fund), and \$7,516 in the classroom facilities maintenance fund (a nonmajor governmental fund). The amount of second-half real property taxes available for advance at fiscal year-end can vary based on the date the tax bills are sent.

Accrued property taxes receivable includes real property, public utility property and delinquent tangible personal property taxes which are measurable as of June 30, 2018 and for which there is an enforceable legal claim. Although total property tax collections for the next fiscal year are measurable, only the amount of real property taxes available as an advance at June 30 was levied to finance current fiscal year operations and is reported as revenue at fiscal year end. The portion of the receivable not levied to finance current fiscal year operations is offset by a credit to deferred inflows.

On the accrual basis of accounting, collectible delinquent property taxes have been recorded as a receivable and revenue, while on a modified accrual basis of accounting the revenue has been reported as a deferred inflows of resources.

**MECHANICSBURG EXEMPTED VILLAGE SCHOOL DISTRICT
CHAMPAIGN COUNTY, OHIO**

NOTES TO THE BASIC FINANCIAL STATEMENTS
FOR THE FISCAL YEAR ENDED JUNE 30, 2018

NOTE 6 - PROPERTY TAXES - (Continued)

The assessed values upon which the fiscal year 2018 taxes were collected are:

	2017 Second Half Collections		2018 First Half Collections	
	<u>Amount</u>	<u>Percent</u>	<u>Amount</u>	<u>Percent</u>
Agricultural/residential and other real estate	\$ 105,093,310	96.22	\$ 104,776,120	96.10
Public utility personal	<u>4,132,080</u>	<u>3.78</u>	<u>4,254,940</u>	<u>3.90</u>
Total	<u>\$ 109,225,390</u>	<u>100.00</u>	<u>\$ 109,031,060</u>	<u>100.00</u>
Tax rate per \$1,000 of assessed valuation for:				
Operations	\$28.26		\$28.26	
Permanent improvement	5.50		5.50	
Bond retirement	4.46		4.60	

NOTE 7 - RECEIVABLES

Receivables at June 30, 2018 as reported on the statement of net position consisted of property taxes, income taxes, accrued interest, and intergovernmental grants and entitlements. All receivables are considered collectible in full due to the ability to foreclose for the nonpayment of taxes, the stable condition of State programs and the current year guarantee of federal funds. Receivables have been disaggregated on the face of the basic financial statements. All receivables are expected to be collected within the subsequent year.

NOTE 8 - INCOME TAXES

The District levies a voted income tax of one and one half percent on the income of residents and on estates for general operations of the District. The one half percent income tax became effective on January 1, 1997 and is in effect for a continual period of time. An additional five-year one percent tax was renewed by District voters in 2010 and expired December 31, 2016. Employers of residents are required to withhold income tax on employee compensation and then remit that income tax to the State, and taxpayers are required to file an annual return. The State makes quarterly distributions to the District after withholding amounts for administrative fees and estimated refunds. Income tax revenue is credited to the general fund and amounted to \$1,667,736 for fiscal year 2018.

**MECHANICSBURG EXEMPTED VILLAGE SCHOOL DISTRICT
CHAMPAIGN COUNTY, OHIO**

NOTES TO THE BASIC FINANCIAL STATEMENTS
FOR THE FISCAL YEAR ENDED JUNE 30, 2018

NOTE 9 - CAPITAL ASSETS

Capital asset activity for the fiscal year ended June 30, 2018, was as follows:

	Balance			Balance
	<u>6/30/17</u>	<u>Additions</u>	<u>Deductions</u>	<u>6/30/18</u>
Governmental activities:				
<i>Capital assets, not being depreciated:</i>				
Land	\$ 250,000	\$ -	\$ -	\$ 250,000
Construction in progress	<u>-</u>	<u>126,645</u>	<u>-</u>	<u>126,645</u>
Total capital assets, not being depreciated	<u>250,000</u>	<u>126,645</u>	<u>-</u>	<u>376,645</u>
<i>Capital assets, being depreciated:</i>				
Land improvements	4,479,239	-	-	4,479,239
Buildings and improvements	21,773,610	-	-	21,773,610
Furniture and equipment	895,403	11,710	-	907,113
Vehicles	<u>1,057,515</u>	<u>30,779</u>	<u>(82,135)</u>	<u>1,006,159</u>
Total capital assets, being depreciated	<u>28,205,767</u>	<u>42,489</u>	<u>(82,135)</u>	<u>28,166,121</u>
<i>Less: accumulated depreciation</i>				
Land improvements	(2,272,769)	(223,962)	-	(2,496,731)
Buildings and improvements	(5,561,255)	(551,597)	-	(6,112,852)
Furniture and equipment	(588,296)	(50,601)	-	(638,897)
Vehicles	<u>(727,579)</u>	<u>(73,760)</u>	<u>82,135</u>	<u>(719,204)</u>
Total accumulated depreciation	<u>(9,149,899)</u>	<u>(899,920)</u>	<u>82,135</u>	<u>(9,967,684)</u>
Governmental activities capital assets, net	<u>\$ 19,305,868</u>	<u>\$ (730,786)</u>	<u>\$ -</u>	<u>\$ 18,575,082</u>

Depreciation expense was charged to governmental functions as follows:

<u>Instruction:</u>	
Regular	\$ 601,243
Vocational	287
<u>Support services:</u>	
Instructional staff	599
Administration	18,896
Operations and maintenance	13,804
Pupil transportation	73,760
Central	2,487
Extracurricular activities	157,251
Food service operations	<u>31,593</u>
Total depreciation expense	<u>\$ 899,920</u>

**MECHANICSBURG EXEMPTED VILLAGE SCHOOL DISTRICT
CHAMPAIGN COUNTY, OHIO**

NOTES TO THE BASIC FINANCIAL STATEMENTS
FOR THE FISCAL YEAR ENDED JUNE 30, 2018

NOTE 10 - LONG-TERM OBLIGATIONS

- A. During the fiscal year 2018, the following activity occurred in governmental activities long-term obligations. The long-term obligations at June 30, 2017 have been restated as described in Note 3.A.

	Restated Balance Outstanding <u>6/30/17</u>	<u>Additions</u>	<u>Reductions</u>	Balance Outstanding <u>6/30/18</u>	Amounts Due in <u>One Year</u>
Governmental activities:					
<i>General obligation bonds:</i>					
<u>Series 2012, refunding</u>					
Current interest bonds	\$ 5,245,000	\$ -	\$ -	\$ 5,245,000	\$ -
Capital appreciation bonds	59,584	-	(36,085)	23,499	23,499
Accreted interest	425,383	147,476	(313,915)	258,944	258,944
Energy conservation bonds	415,000	-	(50,000)	365,000	50,000
Net pension liability	13,518,549	-	(3,697,810)	9,820,739	-
Net OPEB liability	2,725,581	-	(506,186)	2,219,395	-
Compensated absences payable	<u>502,385</u>	<u>180,707</u>	<u>(106,429)</u>	<u>576,663</u>	<u>126,330</u>
Total long-term obligations	<u>\$ 22,891,482</u>	<u>\$ 328,183</u>	<u>\$ (4,710,425)</u>	18,509,240	<u>\$ 458,773</u>
				<u>590,096</u>	
				<u>\$ 19,099,336</u>	

General obligation bonds, series 2012 refunding: The series 2012 refunding bonds were issued on August 14, 2012, mature on December 31, 2031, and carry interest rates from 1.0% to 3.0%. The bonds are comprised of current interest serial bonds (par value \$5,805,000) and capital appreciation bonds (par value \$114,996). Interest payments on the current interest bonds are due on June 1 and December 1 of each year.

The capital appreciation bonds mature at a redemption price equal to 100% of the principal plus accreted interest to the redemption date. The accreted value at maturity for the capital appreciation bonds is \$1,050,000. Total accreted interest of \$258,944 has been included on the statement of net position.

**MECHANICSBURG EXEMPTED VILLAGE SCHOOL DISTRICT
CHAMPAIGN COUNTY, OHIO**

NOTES TO THE BASIC FINANCIAL STATEMENTS
FOR THE FISCAL YEAR ENDED JUNE 30, 2018

NOTE 10 - LONG-TERM OBLIGATIONS - (Continued)

The current interest bonds maturing on or after December 1, 2020 are subject to optional redemption, in whole or in part on any date in any order of maturity and by lot within a maturity on or after December 1, 2019 at par, which is 100% of the face value of the current interest bonds. The capital appreciation bonds are not subject to redemption prior to scheduled maturity.

The bonds were issued in order to advance refund the callable portion of the series 2004 general obligation bonds. The proceeds from the bond issue were used to purchase securities which were placed in an irrevocable trust to provide resources for all future debt service payments on the refunded debt. The reacquisition price exceeded the net carrying amount of the old debt by \$610,716. This amount is being netted against the new debt and amortized over the remaining life of the refunded debt, which is equal to the life of the new debt issued.

Energy conservation bonds, series 2011: The energy conservation bonds, series 2011, were issued on June 16, 2011, mature on December 1, 2025, and carry an interest rate of 5.45%. The bonds were issued for the purpose of purchasing and installing energy conservation improvements throughout the District. These improvements are not capital in nature and are expensed as incurred in the financial statements. Payments are due each June 1 and December 1 and are paid from the permanent improvement fund (a nonmajor governmental fund).

Net Pension Liability: The District's net pension liability is described in Note 12. The District pays obligations related to employee compensation from the fund benefitting from their service.

Net OPEB Liability: The District's net OPEB liability is described in Note 13. The District pays obligations related to employee compensation from the fund benefitting from their service.

Compensated Absences: Compensated absences will be paid primarily from the general fund.

- B.** Principal and interest requirements to retire the general obligation bonds outstanding at June 30, 2018 are as follows:

Fiscal Year Ending June 30,	Current Interest Bonds			Capital Appreciation Bonds		
	Principal	Interest	Total	Principal	Interest	Total
2019	\$ -	\$ 132,563	\$ 132,563	\$ 23,499	\$ 326,501	\$ 350,000
2020	350,000	129,063	479,063	-	-	-
2021	360,000	121,963	481,963	-	-	-
2022	365,000	114,713	479,713	-	-	-
2023	370,000	106,438	476,438	-	-	-
2024 - 2028	2,000,000	386,565	2,386,565	-	-	-
2029 - 2032	1,800,000	107,744	1,907,744	-	-	-
Total	\$ 5,245,000	\$ 1,099,049	\$ 6,344,049	\$ 23,499	\$ 326,501	\$ 350,000

**MECHANICSBURG EXEMPTED VILLAGE SCHOOL DISTRICT
CHAMPAIGN COUNTY, OHIO**

NOTES TO THE BASIC FINANCIAL STATEMENTS
FOR THE FISCAL YEAR ENDED JUNE 30, 2018

NOTE 10 - LONG-TERM OBLIGATIONS - (Continued)

Principal and interest requirements to retire the energy conservation bonds outstanding at June 30, 2018 are as follows:

Fiscal Year Ending June 30.	Energy Conservation Bonds		
	Principal	Interest	Total
2019	\$ 50,000	\$ 18,530	\$ 68,530
2020	45,000	15,941	60,941
2021	45,000	13,489	58,489
2022	45,000	11,036	56,036
2023	45,000	8,584	53,584
2024 - 2026	135,000	11,036	146,036
Total	<u>\$ 365,000</u>	<u>\$ 78,616</u>	<u>\$ 443,616</u>

C. Legal Debt Margin

The Ohio Revised Code provides that voted net general obligation debt of the District shall never exceed 9% of the total assessed valuation of the District. The code further provides that unvoted indebtedness shall not exceed 1/10 of 1% of the property valuation of the District. The code additionally states that unvoted indebtedness related to energy conservation debt shall not exceed 9/10 of 1% of the property valuation of the District. The assessed valuation used in determining the District's legal debt margin has been modified by House Bill 530 which became effective March 30, 2006. In accordance with House Bill 530, the assessed valuation used in the District's legal debt margin calculation excluded tangible personal property used in business, telephone or telegraph property, interexchange telecommunications company property, and personal property owned or leased by a railroad company and used in railroad operations. The effects of these debt limitations at June 30, 2018, are a voted debt margin of \$5,020,781 (including available funds of \$434,014) and an unvoted debt margin of \$109,031.

NOTE 11 - RISK MANAGEMENT

The District does not have a "self-insurance" fund with formalized risk management programs. The District is exposed to various risks of loss related to torts, theft of, damage to, and destruction of assets, injuries to employees and natural disasters.

The District is a participant in the Stark County Schools Council of Governments (Council) Health Benefits Program for the purpose of obtaining benefits at a reduced premium for medical, dental, vision and accidental death and dismemberment insurance for its employees. The Council's Health Benefits Program is a shared risk pool comprised of 85 member school districts, educational service centers and related agencies. Rates are set through an annual calculation process. The District pays a monthly premium, which is paid into a common fund from which claim payments are made for all participants regardless of claims flow.

Postemployment health care is provided to plan participants or their beneficiaries through the respective retirement systems discussed in Note 13.

**MECHANICSBURG EXEMPTED VILLAGE SCHOOL DISTRICT
CHAMPAIGN COUNTY, OHIO**

**NOTES TO THE BASIC FINANCIAL STATEMENTS
FOR THE FISCAL YEAR ENDED JUNE 30, 2018**

NOTE 11 - RISK MANAGEMENT - (Continued)

During fiscal year 2018, the District participated in a joint self-insurance pool pursuant to Revised Code Section 2744.081 administered through the Ohio School Plan (OSP). Insurances are provided by OSP through a self-funded plan. Coverages provided by OSP are as follows:

Building and contents - replacement cost	\$38,905,668
Automobile liability	5,000,000
Uninsured motorists	1,000,000
Crime	100,000
General liability:	
Per occurrence	7,000,000
Total per year	15,000,000

Settled claims have not exceeded this commercial coverage in any of the past three years. There has been no significant reduction in the amounts of insurance coverage from fiscal year 2017.

OASBO WORKERS' COMPENSATION GROUP RATING

The District participates in the Ohio Association of School Business Officials (OASBO) Workers' Compensation Group Rating Plan (GRP), an insurance purchasing pool (Note 2.A.). The intent of the GRP is to achieve the benefit of a reduced premium for the District by virtue of its grouping and representation with other participants in the GRP. Participants in the GRP are placed on tiers according to their loss history. Participants with low loss histories are rewarded with greater savings than participants with higher loss histories. Each participant pays its workers' compensation premium to the State based on the rate for its GRP tier rather than its individual rate. Participation in the GRP is limited to school districts that can meet the GRP's selection criteria. The firm of Sheakley UniService, Inc. provides administrative, cost control, assistance with safety programs, and actuarial services to the GRP.

NOTE 12 - DEFINED BENEFIT PENSION PLANS

Net Pension Liability

The net pension liability reported on the statement of net position represents a liability to employees for pensions. Pensions are a component of exchange transactions—between an employer and its employees—of salaries and benefits for employee services. Pensions are provided to an employee—on a deferred-payment basis—as part of the total compensation package offered by an employer for employee services each financial period. The obligation to sacrifice resources for pensions is a present obligation because it was created as a result of employment exchanges that already have occurred.

The net pension liability represents the District's proportionate share of each pension plan's collective actuarial present value of projected benefit payments attributable to past periods of service, net of each pension plan's fiduciary net position. The net pension liability calculation is dependent on critical long-term variables, including estimated average life expectancies, earnings on investments, cost of living adjustments and others. While these estimates use the best information available, unknowable future events require adjusting this estimate annually.

The Ohio Revised Code limits the District's obligation for this liability to annually required payments. The District cannot control benefit terms or the manner in which pensions are financed; however, the District does receive the benefit of employees' services in exchange for compensation including pension.

**MECHANICSBURG EXEMPTED VILLAGE SCHOOL DISTRICT
CHAMPAIGN COUNTY, OHIO**

NOTES TO THE BASIC FINANCIAL STATEMENTS
FOR THE FISCAL YEAR ENDED JUNE 30, 2018

NOTE 12 - DEFINED BENEFIT PENSION PLANS - (Continued)

GASB 68 assumes the liability is solely the obligation of the employer, because (1) they benefit from employee services; and (2) State statute requires all funding to come from these employers. All contributions to date have come solely from these employers (which also includes costs paid in the form of withholdings from employees). State statute requires the pension plans to amortize unfunded liabilities within 30 years. If the amortization period exceeds 30 years, each pension plan's board must propose corrective action to the State legislature. Any resulting legislative change to benefits or funding could significantly affect the net pension liability. Resulting adjustments to the net pension liability would be effective when the changes are legally enforceable.

The proportionate share of each plan's unfunded benefits is presented as a long-term *net pension liability* on the accrual basis of accounting. Any liability for the contractually-required pension contribution outstanding at the end of the year is included in *pension and postemployment benefits payable* on both the accrual and modified accrual bases of accounting.

Plan Description - School Employees Retirement System (SERS)

Plan Description - The District non-teaching employees participate in SERS, a cost-sharing multiple-employer defined benefit pension plan administered by SERS. SERS provides retirement, disability and survivor benefits, annual cost-of-living adjustments, and death benefits to plan members and beneficiaries. Authority to establish and amend benefits is provided by Ohio Revised Code Chapter 3309. SERS issues a publicly available, stand-alone financial report that includes financial statements, required supplementary information and detailed information about SERS' fiduciary net position. That report can be obtained by visiting the SERS website at www.ohsers.org under Employers/Audit Resources.

Age and service requirements for retirement are as follows:

	Eligible to Retire on or before August 1, 2017 *	Eligible to Retire on or after August 1, 2017
Full benefits	Any age with 30 years of service credit	Age 67 with 10 years of service credit; or Age 57 with 30 years of service credit
Actuarially reduced benefits	Age 60 with 5 years of service credit Age 55 with 25 years of service credit	Age 62 with 10 years of service credit; or Age 60 with 25 years of service credit

* Members with 25 years of service credit as of August 1, 2017, will be included in this plan.

Annual retirement benefits are calculated based on final average salary multiplied by a percentage that varies based on year of service; 2.2 percent for the first thirty years of service and 2.5 percent for years of service credit over 30. Final average salary is the average of the highest three years of salary.

One year after an effective benefit date, a benefit recipient is entitled to a three percent cost-of-living adjustment (COLA). This same COLA is added each year to the base benefit amount on the anniversary date of the benefit.

**MECHANICSBURG EXEMPTED VILLAGE SCHOOL DISTRICT
CHAMPAIGN COUNTY, OHIO**

**NOTES TO THE BASIC FINANCIAL STATEMENTS
FOR THE FISCAL YEAR ENDED JUNE 30, 2018**

NOTE 12 - DEFINED BENEFIT PENSION PLANS - (Continued)

Funding Policy - Plan members are required to contribute 10 percent of their annual covered salary and the District is required to contribute 14 percent of annual covered payroll. The contribution requirements of plan members and employers are established and may be amended by the SERS' Retirement Board up to statutory maximum amounts of 10 percent for plan members and 14 percent for employers. The Retirement Board, acting with the advice of the actuary, allocates the employer contribution rate among four of the System's funds (Pension Trust Fund, Death Benefit Fund, Medicare B Fund, and Health Care Fund). For the fiscal year ended June 30, 2018, the allocation to pension, death benefits, and Medicare B was 13.5 percent. The remaining 0.5 percent of the employer contribution rate was allocated to the Health Care Fund.

The District's contractually required contribution to SERS was \$155,377 for fiscal year 2018. Of this amount, \$10,856 is reported as pension and postemployment benefits payable.

Plan Description - State Teachers Retirement System (STRS)

Plan Description - Licensed teachers participate in STRS Ohio, a cost-sharing multiple-employer public employee retirement system administered by STRS. STRS provides retirement and disability benefits to members and death and survivor benefits to beneficiaries. STRS issues a stand-alone financial report that includes financial statements, required supplementary information and detailed information about STRS' fiduciary net position. That report can be obtained by writing to STRS, 275 E. Broad St., Columbus, OH 43215-3771, by calling (888) 227-7877, or by visiting the STRS website at www.strsoh.org.

New members have a choice of three retirement plans; a Defined Benefit (DB) Plan, a Defined Contribution (DC) Plan and a Combined Plan. Benefits are established by Ohio Revised Code Chapter 3307. The DB Plan offers an annual retirement allowance based on final average salary multiplied by a percentage that varies based on years of service. Effective August 1, 2015, the calculation will be 2.2 percent of final average salary for the five highest years of earnings multiplied by all years of service. Effective July 1, 2017, the cost-of-living adjustment was reduced to zero. Members are eligible to retire at age 60 with five years of qualifying service credit, or age 55 with 26 years of service, or 31 years of service regardless of age. Eligibility changes will be phased in until August 1, 2026, when retirement eligibility for unreduced benefits will be five years of service credit and age 65, or 35 years of service credit and at least age 60.

The DC Plan allows members to place all their member contributions and 9.5 percent of the 14 percent employer contributions into an investment account. Investment allocation decisions are determined by the member. The remaining 4.5 percent of the 14 percent employer rate is allocated to the defined benefit unfunded liability. A member is eligible to receive a retirement benefit at age 50 and termination of employment. The member may elect to receive a lifetime monthly annuity or a lump sum withdrawal.

The Combined Plan offers features of both the DB Plan and the DC Plan. In the Combined Plan, 12% of the 14% member rate goes to the DC Plan and the remaining 2% is applied to the DB Plan. Member contributions to the DC Plan are allocated among investment choices by the member, and contributions to the DB Plan from the employer and the member are used to fund the defined benefit payment at a reduced level from the regular DB Plan. The defined benefit portion of the Combined Plan payment is payable to a member on or after age 60 with five years of service. The defined contribution portion of the account may be taken as a lump sum payment or converted to a lifetime monthly annuity after termination of employment at age 50 or later.

**MECHANICSBURG EXEMPTED VILLAGE SCHOOL DISTRICT
CHAMPAIGN COUNTY, OHIO**

NOTES TO THE BASIC FINANCIAL STATEMENTS
FOR THE FISCAL YEAR ENDED JUNE 30, 2018

NOTE 12 - DEFINED BENEFIT PENSION PLANS - (Continued)

New members who choose the DC Plan or Combined Plan will have another opportunity to reselect a permanent plan during their fifth year of membership. Members may remain in the same plan or transfer to another STRS plan. The optional annuitization of a member's defined contribution account or the defined contribution portion of a member's Combined Plan account to a lifetime benefit results in STRS bearing the risk of investment gain or loss on the account. STRS has therefore included all three plan options as one defined benefit plan for GASB 68 reporting purposes.

A DB or Combined Plan member with five or more years of credited service who is determined to be disabled may qualify for a disability benefit. Eligible survivors of members who die before service retirement may qualify for monthly benefits. New members on or after July 1, 2013, must have at least ten years of qualifying service credit that apply for disability benefits. Members in the DC Plan who become disabled are entitled only to their account balance. If a member of the DC Plan dies before retirement benefits begin, the member's designated beneficiary is entitled to receive the member's account balance.

Funding Policy - Employer and member contribution rates are established by the State Teachers Retirement Board and limited by Chapter 3307 of the Ohio Revised Code. For fiscal year 2018, plan members were required to contribute 14 percent of their annual covered salary. The District was required to contribute 14 percent; the entire 14 percent was the portion used to fund pension obligations. The fiscal year 2018 contribution rates were equal to the statutory maximum rates.

The District's contractually required contribution to STRS was \$537,189 for fiscal year 2018. Of this amount, \$92,936 is reported as pension and postemployment benefits payable.

Pension Liabilities, Pension Expense, and Deferred Outflows of Resources and Deferred Inflows of Resources Related to Pensions

The net pension liability was measured as of June 30, 2017, and the total pension liability used to calculate the net pension liability was determined by an actuarial valuation as of that date. The District's proportion of the net pension liability was based on the District's share of contributions to the pension plan relative to the projected contributions of all participating entities. Following is information related to the proportionate share and pension expense:

	SERS	STRS	Total
Proportion of the net pension liability prior measurement date	0.03280860%	0.03321261%	
Proportion of the net pension liability current measurement date	<u>0.03469750%</u>	<u>0.03261448%</u>	
Change in proportionate share	<u>0.00188890%</u>	<u>-0.00059813%</u>	
Proportionate share of the net pension liability	\$ 2,073,099	\$ 7,747,640	\$ 9,820,739
Pension expense	\$ (44,119)	\$ (2,921,068)	\$ (2,965,187)

**MECHANICSBURG EXEMPTED VILLAGE SCHOOL DISTRICT
CHAMPAIGN COUNTY, OHIO**

NOTES TO THE BASIC FINANCIAL STATEMENTS
FOR THE FISCAL YEAR ENDED JUNE 30, 2018

NOTE 12 - DEFINED BENEFIT PENSION PLANS - (Continued)

At June 30, 2018, the District reported deferred outflows of resources and deferred inflows of resources related to pensions from the following sources:

	<u>SERS</u>	<u>STRS</u>	<u>Total</u>
Deferred outflows of resources			
Differences between expected and actual experience	\$ 89,220	\$ 299,177	\$ 388,397
Changes of assumptions	107,202	1,694,494	1,801,696
Difference between District contributions and proportionate share of contributions/ change in proportionate share	91,429	283,608	375,037
District contributions subsequent to the measurement date	<u>155,377</u>	<u>537,189</u>	<u>692,566</u>
Total deferred outflows of resources	<u>\$ 443,228</u>	<u>\$2,814,468</u>	<u>\$3,257,696</u>
	<u>SERS</u>	<u>STRS</u>	<u>Total</u>
Deferred inflows of resources			
Differences between expected and actual experience	\$ -	\$ 62,443	\$ 62,443
Net difference between projected and actual earnings on pension plan investments	9,839	255,683	265,522
Difference between District contributions and proportionate share of contributions/ change in proportionate share	<u>2,516</u>	<u>132,664</u>	<u>135,180</u>
Total deferred inflows of resources	<u>\$ 12,355</u>	<u>\$ 450,790</u>	<u>\$ 463,145</u>

\$692,566 reported as deferred outflows of resources related to pension resulting from District contributions subsequent to the measurement date will be recognized as a reduction of the net pension liability in the year ending June 30, 2019. Other amounts reported as deferred outflows of resources and deferred inflows of resources related to pension will be recognized in pension expense as follows:

	<u>SERS</u>	<u>STRS</u>	<u>Total</u>
Fiscal Year Ending June 30:			
2019	\$ 113,648	\$ 419,141	\$ 532,789
2020	156,885	766,950	923,835
2021	53,291	538,215	591,506
2022	<u>(48,328)</u>	<u>102,183</u>	<u>53,855</u>
Total	<u>\$ 275,496</u>	<u>\$ 1,826,489</u>	<u>\$ 2,101,985</u>

**MECHANICSBURG EXEMPTED VILLAGE SCHOOL DISTRICT
CHAMPAIGN COUNTY, OHIO**

**NOTES TO THE BASIC FINANCIAL STATEMENTS
FOR THE FISCAL YEAR ENDED JUNE 30, 2018**

NOTE 12 - DEFINED BENEFIT PENSION PLANS - (Continued)

Actuarial Assumptions - SERS

SERS' total pension liability was determined by their actuaries in accordance with GASB Statement No. 67, as part of their annual actuarial valuation for each defined benefit retirement plan. Actuarial valuations of an ongoing plan involve estimates of the value of reported amounts (e.g., salaries, credited service) and assumptions about the probability of occurrence of events far into the future (e.g., mortality, disabilities, retirements, employment termination). Actuarially determined amounts are subject to continual review and potential modifications, as actual results are compared with past expectations and new estimates are made about the future.

Projections of benefits for financial reporting purposes are based on the substantive plan (the plan as understood by the employers and plan members) and include the types of benefits provided at the time of each valuation and the historical pattern of sharing benefit costs between the employers and plan members to that point. The projection of benefits for financial reporting purposes does not explicitly incorporate the potential effects of legal or contractual funding limitations.

Actuarial calculations reflect a long-term perspective. For a newly hired employee, actuarial calculations will take into account the employee's entire career with the employer and also take into consideration the benefits, if any, paid to the employee after termination of employment until the death of the employee and any applicable contingent annuitant. In many cases actuarial calculations reflect several decades of service with the employer and the payment of benefits after termination.

Key methods and assumptions used in calculating the total pension liability in the latest actuarial valuation, prepared as of June 30, 2017, are presented below:

Wage inflation	3.00 percent
Future salary increases, including inflation	3.50 percent to 18.20 percent
COLA or ad hoc COLA	2.50 percent
Investment rate of return	7.50 percent net of investments expense, including inflation
Actuarial cost method	Entry age normal (level percent of payroll)

Prior to 2017, an assumption of 3 percent was used for COLA or Ad Hoc COLA.

For 2017, the mortality rates were based on the RP-2014 Blue Collar Mortality Table with fully generational projection and a five-year age set-back for both males and females. Mortality among service retired members, and beneficiaries were based upon the RP-2014 Blue Collar Mortality Table with fully generational projection with Scale BB, 120 percent of male rates, and 110 percent of female rates. Mortality among disabled members was based upon the RP-2000 Disabled Mortality Table, 90 percent for male rates and 100 percent for female rates, set back five years is used for the period after disability retirement.

The most recent experience study was completed for the five year period ended June 30, 2015.

The long-term return expectation for the Pension Plan Investments has been determined using a building-block approach and assumes a time horizon, as defined in SERS' *Statement of Investment Policy*. A forecasted rate of inflation serves as the baseline for the return expectation. Various real return premiums over the baseline inflation rate have been established for each asset class. The long-term expected nominal rate of return has been determined by calculating a weighted average of the expected real return premiums for each asset class, adding the projected inflation rate, and adding the expected return from rebalancing uncorrelated asset classes.

**MECHANICSBURG EXEMPTED VILLAGE SCHOOL DISTRICT
CHAMPAIGN COUNTY, OHIO**

NOTES TO THE BASIC FINANCIAL STATEMENTS
FOR THE FISCAL YEAR ENDED JUNE 30, 2018

NOTE 12 - DEFINED BENEFIT PENSION PLANS - (Continued)

The target allocation and best estimates of arithmetic real rates of return for each major assets class are summarized in the following table:

Asset Class	Target Allocation	Long Term Expected Real Rate of Return
Cash	1.00 %	0.50 %
US Equity	22.50	4.75
International Equity	22.50	7.00
Fixed Income	19.00	1.50
Private Equity	10.00	8.00
Real Assets	15.00	5.00
Multi-Asset Strategies	10.00	3.00
Total	<u>100.00 %</u>	

Discount Rate - The total pension liability was calculated using the discount rate of 7.50 percent. The projection of cash flows used to determine the discount rate assumed the contributions from employers and from the members would be computed based on contribution requirements as stipulated by State statute. Projected inflows from investment earning were calculated using the long-term assumed investment rate of return (7.50 percent). Based on those assumptions, the plan's fiduciary net position was projected to be available to make all future benefit payments of current plan members. Therefore, the long-term expected rate of return on pension plan investments was applied to all periods of projected benefits to determine the total pension liability.

Sensitivity of the District's Proportionate Share of the Net Pension Liability to Changes in the Discount Rate - Net pension liability is sensitive to changes in the discount rate, and to illustrate the potential impact the following table presents the net pension liability calculated using the discount rate of 7.50 percent, as well as what each plan's net pension liability would be if it were calculated using a discount rate that is one percentage point lower (6.50 percent), or one percentage point higher (8.50 percent) than the current rate.

	1% Decrease (6.50%)	Current Discount Rate (7.50%)	1% Increase (8.50%)
District's proportionate share of the net pension liability	\$ 2,876,923	\$ 2,073,099	\$ 1,399,733

**MECHANICSBURG EXEMPTED VILLAGE SCHOOL DISTRICT
CHAMPAIGN COUNTY, OHIO**

NOTES TO THE BASIC FINANCIAL STATEMENTS
FOR THE FISCAL YEAR ENDED JUNE 30, 2018

NOTE 12 - DEFINED BENEFIT PENSION PLANS - (Continued)

Actuarial Assumptions - STRS Ohio

Key methods and assumptions used in the latest actuarial valuation, reflecting experience study results used in the July 1, 2017, actuarial valuation, compared with July 1, 2016 are presented below:

	July 1, 2017	July 1, 2016
Inflation	2.50 percent	2.75 percent
Projected salary increases	12.50 percent at age 20 to 2.50 percent at age 65	12.25 percent at age 20 to 2.75 percent at age 70
Investment rate of return	7.45 percent, net of investment expenses, including inflation	7.75 percent, net of investment expenses, including inflation
Payroll increases	3 percent	3.5 percent
Cost-of-living adjustments (COLA)	0.0 percent, effective July 1, 2017	2 percent simple applied as follows: for members retiring before August 1, 2013, 2 percent per year; for members retiring August 1, 2013, or later, 2 percent COLA commences on fifth anniversary of retirement date.

For the July 1, 2017, actuarial valuation, post-retirement mortality rates for healthy retirees are based on the RP-2014 Annuitant Mortality Table with 50 percent of rates through age 69, 70 percent of rates between ages 70 and 79, 90 percent of rates between ages 80 and 84, and 100 percent of rates thereafter, projected forward generationally using mortality improvement scale MP-2016. Post-retirement disabled mortality rates are based on the RP-2014 Disabled Mortality Table with 90 percent of rates for males and 100 percent of rates for females, projected forward generationally using mortality improvement scale MP-2016. Pre-retirement mortality rates are based on RP-2014 Employee Mortality Table, projected forward generationally using mortality improvement scale MP-2016.

For the July 1, 2016 actuarial valuation, mortality rates were based on the RP-2000 Combined Mortality Table (Projection 2022—Scale AA) for Males and Females. Males' ages are set-back two years through age 89 and no set-back for age 90 and above. Females younger than age 80 are set back four years, one year set back from age 80 through 89, and no set back from age 90 and above.

Actuarial assumptions used in the July 1 2017, valuation are based on the results of an actuarial experience study for the period July 1, 2011 through June 30, 2016. Actuarial assumptions used in the June 30, 2016, valuation are based on the results of an actuarial experience study, effective July 1, 2012.

**MECHANICSBURG EXEMPTED VILLAGE SCHOOL DISTRICT
CHAMPAIGN COUNTY, OHIO**

NOTES TO THE BASIC FINANCIAL STATEMENTS
FOR THE FISCAL YEAR ENDED JUNE 30, 2018

NOTE 12 - DEFINED BENEFIT PENSION PLANS - (Continued)

STRS Ohio's investment consultant develops an estimate range for the investment return assumption based on the target allocation adopted by the Retirement Board. The target allocation and long-term expected rate of return for each major asset class are summarized as follows:

<u>Asset Class</u>	<u>Target Allocation</u>	<u>Long Term Expected Real Rate of Return *</u>
Domestic Equity	28.00 %	7.35 %
International Equity	23.00	7.55
Alternatives	17.00	7.09
Fixed Income	21.00	3.00
Real Estate	10.00	6.00
Liquidity Reserves	1.00	2.25
Total	<u>100.00 %</u>	

*10-Year geometric nominal returns, which include the real rate of return and inflation of 2.25% and does not include investment expenses. Over a 30-year period, STRS' investment consultant indicates that the above target allocations should generate a return above the actuarial rate of return, without net value added by management.

Discount Rate - The discount rate used to measure the total pension liability was 7.45 percent as of June 30, 2017. The discount rate used to measure the total pension liability was 7.75 percent as of June 30, 2016. The projection of cash flows used to determine the discount rate assumes member and employer contributions will be made at the statutory contribution rates in accordance with rate increases described above. For this purpose, only employer contributions that are intended to fund benefits of current plan members and their beneficiaries are included. Projected employer contributions that are intended to fund the service costs of future plan members and their beneficiaries, as well as projected contributions from future plan members, are not included. Based on those assumptions, STRS' fiduciary net position was projected to be available to make all projected future benefit payments to current plan members as of June 30, 2017. Therefore, the long-term expected rate of return on pension plan investments of 7.45 percent was applied to all periods of projected benefit payment to determine the total pension liability as of June 30, 2017.

Sensitivity of the District's Proportionate Share of the Net Pension Liability to Changes in the Discount Rate - The following table presents the District's proportionate share of the net pension liability calculated using the current period discount rate assumption of 7.45 percent, as well as what the District's proportionate share of the net pension liability would be if it were calculated using a discount rate that is one-percentage-point lower (6.45 percent) or one-percentage-point higher (8.45 percent) than the current rate:

	<u>1% Decrease (6.45%)</u>	<u>Current Discount Rate (7.45%)</u>	<u>1% Increase (8.45%)</u>
District's proportionate share of the net pension liability	\$ 11,105,978	\$ 7,747,640	\$ 4,918,743

**MECHANICSBURG EXEMPTED VILLAGE SCHOOL DISTRICT
CHAMPAIGN COUNTY, OHIO**

NOTES TO THE BASIC FINANCIAL STATEMENTS
FOR THE FISCAL YEAR ENDED JUNE 30, 2018

NOTE 13 - DEFINED BENEFIT OPEB PLANS

Net OPEB Liability

The net OPEB liability reported on the statement of net position represents a liability to employees for OPEB. OPEB is a component of exchange transactions—between an employer and its employees—of salaries and benefits for employee services. OPEB are provided to an employee—on a deferred-payment basis—as part of the total compensation package offered by an employer for employee services each financial period. The obligation to sacrifice resources for OPEB is a present obligation because it was created as a result of employment exchanges that already have occurred.

The net OPEB liability represents the District's proportionate share of each OPEB plan's collective actuarial present value of projected benefit payments attributable to past periods of service, net of each OPEB plan's fiduciary net position. The net OPEB liability calculation is dependent on critical long-term variables, including estimated average life expectancies, earnings on investments, cost of living adjustments and others. While these estimates use the best information available, unknowable future events require adjusting these estimates annually.

The Ohio Revised Code limits the District's obligation for this liability to annually required payments. The District cannot control benefit terms or the manner in which OPEB are financed; however, the District does receive the benefit of employees' services in exchange for compensation including OPEB.

GASB 75 assumes the liability is solely the obligation of the employer, because they benefit from employee services. OPEB contributions come from these employers and health care plan enrollees which pay a portion of the health care costs in the form of a monthly premium. The Ohio Revised Code permits, but does not require the retirement systems to provide healthcare to eligible benefit recipients. Any change to benefits or funding could significantly affect the net OPEB liability. Resulting adjustments to the net OPEB liability would be effective when the changes are legally enforceable. The retirement systems may allocate a portion of the employer contributions to provide for these OPEB benefits.

The proportionate share of each plan's unfunded benefits is presented as a long-term *net OPEB liability* on the accrual basis of accounting. Any liability for the contractually-required OPEB contribution outstanding at the end of the year is included in *pension and postemployment benefits payable* on both the accrual and modified accrual bases of accounting.

Plan Description - School Employees Retirement System (SERS)

Health Care Plan Description - The District contributes to the SERS Health Care Fund, administered by SERS for non-certificated retirees and their beneficiaries. For GASB 75 purposes, this plan is considered a cost-sharing other postemployment benefit (OPEB) plan. SERS' Health Care Plan provides healthcare benefits to eligible individuals receiving retirement, disability, and survivor benefits, and to their eligible dependents. Members who retire after June 1, 1986, need 10 years of service credit, exclusive of most types of purchased credit, to qualify to participate in SERS' health care coverage. In addition to age and service retirees, disability benefit recipients and beneficiaries who are receiving monthly benefits due to the death of a member or retiree, are eligible for SERS' health care coverage. Most retirees and dependents choosing SERS' health care coverage are over the age of 65 and therefore enrolled in a fully insured Medicare Advantage plan; however, SERS maintains a traditional, self-insured preferred provider organization for its non-Medicare retiree population. For both groups, SERS offers a self-insured prescription drug program. Health care is a benefit that is permitted, not mandated, by statute. The financial report of the Plan is included in the SERS Comprehensive Annual Financial Report which can be obtained on SERS' website at www.ohsers.org under Employers/Audit Resources.

**MECHANICSBURG EXEMPTED VILLAGE SCHOOL DISTRICT
CHAMPAIGN COUNTY, OHIO**

**NOTES TO THE BASIC FINANCIAL STATEMENTS
FOR THE FISCAL YEAR ENDED JUNE 30, 2018**

NOTE 13 - DEFINED BENEFIT OPEB PLANS - (Continued)

Access to health care for retirees and beneficiaries is permitted in accordance with Section 3309 of the Ohio Revised Code. The Health Care Fund was established and is administered in accordance with Internal Revenue Code Section 105(e). SERS' Retirement Board reserves the right to change or discontinue any health plan or program. Active employee members do not contribute to the Health Care Plan. The SERS Retirement Board established the rules for the premiums paid by the retirees for health care coverage for themselves and their dependents or for their surviving beneficiaries. Premiums vary depending on the plan selected, qualified years of service, Medicare eligibility, and retirement status.

Funding Policy - State statute permits SERS to fund the health care benefits through employer contributions. Each year, after the allocation for statutorily required pensions and benefits, the Retirement Board may allocate the remainder of the employer contribution of 14 percent of covered payroll to the Health Care Fund in accordance with the funding policy. For fiscal year 2018, .5 percent of covered payroll was made to health care. An additional health care surcharge on employers is collected for employees earning less than an actuarially determined minimum compensation amount, pro-rated if less than a full year of service credit was earned. For fiscal year 2018, this amount was \$23,700. Statutes provide that no employer shall pay a health care surcharge greater than 2 percent of that employer's SERS-covered payroll; nor may SERS collect in aggregate more than 1.5 percent of the total statewide SERS-covered payroll for the health care surcharge. For fiscal year 2018, the District's surcharge obligation was \$19,362.

The surcharge, added to the allocated portion of the 14 percent employer contribution rate is the total amount assigned to the Health Care Fund. The District's contractually required contribution to SERS was \$25,117 for fiscal year 2018. Of this amount, \$19,764 is reported as pension and postemployment benefits payable.

Plan Description - State Teachers Retirement System (STRS)

Plan Description – The State Teachers Retirement System of Ohio (STRS) administers a cost-sharing Health Plan administered for eligible retirees who participated in the defined benefit or combined pension plans offered by STRS. Ohio law authorizes STRS to offer this plan. Benefits include hospitalization, physicians' fees, prescription drugs and partial reimbursement of monthly Medicare Part B premiums. Medicare Part B premium reimbursements will be discontinued effective January 1, 2020. The Plan is included in the report of STRS which can be obtained by visiting www.strsoh.org or by calling (888) 227-7877.

Funding Policy – Ohio Revised Code Chapter 3307 authorizes STRS to offer the Plan and gives the Retirement Board discretionary authority over how much, if any, of the health care costs will be absorbed by STRS. Active employee members do not contribute to the Health Care Plan. Nearly all health care plan enrollees, for the most recent year, pay a portion of the health care costs in the form of a monthly premium. Under Ohio law, funding for post-employment health care may be deducted from employer contributions, currently 14 percent of covered payroll. For the fiscal year ended June 30, 2018, STRS did not allocate any employer contributions to post-employment health care.

**MECHANICSBURG EXEMPTED VILLAGE SCHOOL DISTRICT
CHAMPAIGN COUNTY, OHIO**

NOTES TO THE BASIC FINANCIAL STATEMENTS
FOR THE FISCAL YEAR ENDED JUNE 30, 2018

NOTE 13 - DEFINED BENEFIT OPEB PLANS - (Continued)

Net OPEB Liabilities, OPEB Expense, and Deferred Outflows of Resources and Deferred Inflows of Resources Related to OPEB

The net OPEB liability was measured as of June 30, 2017, and the total OPEB liability used to calculate the net OPEB liability was determined by an actuarial valuation as of that date. The District's proportion of the net OPEB liability was based on the District's share of contributions to the respective retirement systems relative to the contributions of all participating entities. Following is information related to the proportionate share and OPEB expense:

	<u>SERS</u>	<u>STRS</u>	<u>Total</u>
Proportion of the net OPEB liability prior measurement date	0.03330662%	0.03321261%	
Proportion of the net OPEB liability current measurement date	<u>0.03528280%</u>	<u>0.03261448%</u>	
Change in proportionate share	<u>0.00197580%</u>	<u>-0.00059813%</u>	
Proportionate share of the net OPEB liability	\$ 946,898	\$ 1,272,497	\$ 2,219,395
OPEB expense	\$ 70,588	\$ (392,866)	\$ (322,278)

At June 30, 2018, the District reported deferred outflows of resources and deferred inflows of resources related to OPEB from the following sources:

	<u>SERS</u>	<u>STRS</u>	<u>Total</u>
Deferred outflows of resources			
Differences between expected and actual experience	\$ -	\$ 73,456	\$ 73,456
Difference between District contributions and proportionate share of contributions/ change in proportionate share	38,872	-	38,872
District contributions subsequent to the measurement date	<u>25,117</u>	<u>-</u>	<u>25,117</u>
Total deferred outflows of resources	<u>\$ 63,989</u>	<u>\$ 73,456</u>	<u>\$ 137,445</u>
	<u>SERS</u>	<u>STRS</u>	<u>Total</u>
Deferred inflows of resources			
Net difference between projected and actual earnings on pension plan investments	\$ 2,501	\$ 54,390	\$ 56,891
Changes of assumptions	89,856	102,504	192,360
Difference between District contributions and proportionate share of contributions/ change in proportionate share	<u>-</u>	<u>27,418</u>	<u>27,418</u>
Total deferred inflows of resources	<u>\$ 92,357</u>	<u>\$ 184,312</u>	<u>\$ 276,669</u>

**MECHANICSBURG EXEMPTED VILLAGE SCHOOL DISTRICT
CHAMPAIGN COUNTY, OHIO**

NOTES TO THE BASIC FINANCIAL STATEMENTS
FOR THE FISCAL YEAR ENDED JUNE 30, 2018

NOTE 13 - DEFINED BENEFIT OPEB PLANS - (Continued)

\$25,117 reported as deferred outflows of resources related to OPEB resulting from District contributions subsequent to the measurement date will be recognized as a reduction of the net OPEB liability in the year ending June 30, 2019. Other amounts reported as deferred outflows of resources and deferred inflows of resources related to OPEB will be recognized in OPEB expense as follows:

	SERS	STRS	Total
Fiscal Year Ending June 30:			
2019	\$ (19,097)	\$ (23,008)	\$ (42,105)
2020	(19,097)	(23,008)	(42,105)
2021	(14,665)	(23,008)	(37,673)
2022	(626)	(23,008)	(23,634)
2023	-	(9,413)	(9,413)
2024	-	(9,411)	(9,411)
	\$ (53,485)	\$ (110,856)	\$ (164,341)
Total	\$ (53,485)	\$ (110,856)	\$ (164,341)

Actuarial Assumptions - SERS

The total OPEB liability is determined by SERS' actuaries in accordance with GASB Statement No. 74, as part of their annual actuarial valuation for each retirement plan. Actuarial valuations of an ongoing plan involve estimates of the value of reported amounts (e.g., salaries, credited service) and assumptions about the probability of occurrence of events far into the future (e.g., mortality, disabilities, retirements, employment terminations). Actuarially determined amounts are subject to continual review and potential modifications, as actual results are compared with past expectations and new estimates are made about the future.

Projections of benefits for financial reporting purposes are based on the substantive plan (the plan as understood by the employers and plan members) and include the types of benefits provided at the time of each valuation and the historical pattern of sharing benefit costs between the employers and plan members to that point. The projection of benefits for financial reporting purposes does not explicitly incorporate the potential effects of legal or contractual funding limitations.

Actuarial calculations reflect a long-term perspective. For a newly hired employee, actuarial calculations will take into account the employee's entire career with the employer and also take into consideration the benefits, if any, paid to the employee after termination of employment until the death of the employee and any applicable contingent annuitant. In many cases, actuarial calculations reflect several decades of service with the employer and the payment of benefits after termination.

**MECHANICSBURG EXEMPTED VILLAGE SCHOOL DISTRICT
CHAMPAIGN COUNTY, OHIO**

NOTES TO THE BASIC FINANCIAL STATEMENTS
FOR THE FISCAL YEAR ENDED JUNE 30, 2018

NOTE 13 - DEFINED BENEFIT OPEB PLANS - (Continued)

Key methods and assumptions used in calculating the total OPEB liability in the latest actuarial valuation date of June 30, 2017, are presented below:

Wage inflation	3.00 percent
Future salary increases, including inflation	3.50 percent to 18.20 percent
Investment rate of return	7.50 percent net of investments expense, including inflation
Municipal bond index rate:	
Measurement date	3.56 percent
Prior measurement date	2.92 percent
Single equivalent interest rate, net of plan investment expense, including price inflation:	
Measurement date	3.63 percent
Prior measurement date	2.98 percent
Medical trend assumption:	
Medicare	5.50 to 5.00 percent
Pre-Medicare	7.50 to 5.00 percent

Mortality rates were based on the RP-2014 Blue Collar Mortality Table with fully generational projection and Scale BB, 120 percent of male rates and 110 percent of female rates. RP-2000 Disabled Mortality Table with 90 percent for male rates and 100 percent for female rates set back five years.

The most recent experience study was completed for the five year period ended June 30, 2015.

The long-term expected rate of return on plan assets is reviewed as part of the actuarial five-year experience study. The most recent study covers fiscal years 2010 through 2015, and was adopted by the Board on April 21, 2016. Several factors are considered in evaluating the long-term rate of return assumption including long-term historical data, estimates inherent in current market data, and a log-normal distribution analysis in which best-estimate ranges of expected future real rates of return were developed by the investment consultant for each major asset class. These ranges were combined to produce the long-term expected rate of return, 7.50 percent, by weighting the expected future real rates of return by the target asset allocation percentage and then adding expected inflation. The capital market assumptions developed by the investment consultant are intended for use over a 10-year horizon and may not be useful in setting the long-term rate of return for funding pension plans which covers a longer timeframe. The assumption is intended to be a long-term assumption and is not expected to change absent a significant change in the asset allocation, a change in the inflation assumption, or a fundamental change in the market that alters expected returns in future years.

**MECHANICSBURG EXEMPTED VILLAGE SCHOOL DISTRICT
CHAMPAIGN COUNTY, OHIO**

NOTES TO THE BASIC FINANCIAL STATEMENTS
FOR THE FISCAL YEAR ENDED JUNE 30, 2018

NOTE 13 - DEFINED BENEFIT OPEB PLANS - (Continued)

The target asset allocation and best estimates of arithmetic real rates of return for each major asset class, as used in the June 30, 2015 five-year experience study, are summarized as follows:

Asset Class	Target Allocation	Long-Term Expected Real Rate of Return
Cash	1.00 %	0.50 %
US Stocks	22.50	4.75
Non-US Stocks	22.50	7.00
Fixed Income	19.00	1.50
Private Equity	10.00	8.00
Real Assets	15.00	5.00
Multi-Asset Strategies	10.00	3.00
Total	<u>100.00 %</u>	

Discount Rate - The discount rate used to measure the total OPEB liability at June 30, 2017 was 3.63 percent. The discount rate used to measure total OPEB liability prior to June 30, 2017 was 2.98 percent. The projection of cash flows used to determine the discount rate assumed that contributions will be made from members and the System at the state statute contribution rate of 2.00 percent of projected covered employee payroll each year, which includes a 1.50 percent payroll surcharge and 0.50 percent of contributions from the basic benefits plan. Based on these assumptions, the OPEB plan's fiduciary net position was projected to become insufficient to make future benefit payments during the fiscal year ending June 30, 2025. Therefore, the long-term expected rate of return on OPEB plan assets was used to present value the projected benefit payments through the fiscal year ending June 30, 2024 and the Fidelity General Obligation 20-year Municipal Bond Index rate of 3.56 percent, as of June 30, 2017 (i.e. municipal bond rate), was used to present value the projected benefit payments for the remaining years in the projection. The total present value of projected benefit payments from all years was then used to determine the single rate of return that was used as the discount rate. The projection of future benefit payments for all current plan members was until the benefit payments ran out.

Sensitivity of the District's Proportionate Share of the Net OPEB Liability to Changes in the Discount Rate and Changes in the Health Care Cost Trend Rates - The net OPEB liability is sensitive to changes in the discount rate and the health care cost trend rate. The following table presents the net OPEB liability of SERS, what SERS' net OPEB liability would be if it were calculated using a discount rate that is 1 percentage point lower (2.63%) and higher (4.63%) than the current discount rate (3.63%). Also shown is what SERS' net OPEB liability would be based on health care cost trend rates that are 1 percentage point lower (6.5% decreasing to 4.0%) and higher (8.5% decreasing to 6.0%) than the current rate.

	1% Decrease (2.63%)	Current Discount Rate (3.63%)	1% Increase (4.63%)
District's proportionate share of the net OPEB liability	\$ 1,143,499	\$ 946,898	\$ 791,139

**MECHANICSBURG EXEMPTED VILLAGE SCHOOL DISTRICT
CHAMPAIGN COUNTY, OHIO**

NOTES TO THE BASIC FINANCIAL STATEMENTS
FOR THE FISCAL YEAR ENDED JUNE 30, 2018

NOTE 13 - DEFINED BENEFIT OPEB PLANS - (Continued)

	1% Decrease (6.5 % decreasing to 4.0 %)	Current Trend Rate (7.5 % decreasing to 5.0 %)	1% Increase (8.5 % decreasing to 6.0 %)
District's proportionate share of the net OPEB liability	\$ 768,336	\$ 946,898	\$ 1,183,226

Actuarial Assumptions - STRS

Key methods and assumptions used in the latest actuarial valuation, reflecting experience study results used in the June 30, 2017, actuarial valuation are presented below:

Inflation	2.50 percent
Projected salary increases	12.50 percent at age 20 to 2.50 percent at age 65
Investment rate of return	7.45 percent, net of investment expenses, including inflation
Payroll increases	3 percent
Cost-of-living adjustments (COLA)	0.0 percent, effective July 1, 2017
Blended discount rate of return	4.13 percent
Health care cost trends	6 to 11 percent initial, 4.5 percent ultimate

Projections of benefits include the historical pattern of sharing benefit costs between the employers and retired plan members.

For healthy retirees the mortality rates are based on the RP-2014 Annuitant Mortality Table with 50 percent of rates through age 69, 70 percent of rates between ages 70 and 79, 90 percent of rates between ages 80 and 84, and 100 percent of rates thereafter, projected forward generationally using mortality improvement scale MP-2016. For disabled retirees, mortality rates are based on the RP-2014 Disabled Mortality Table with 90 percent of rates for males and 100 percent of rates for females, projected forward generationally using mortality improvement scale MP-2016.

Actuarial assumptions used in the June 30, 2017, valuation are based on the results of an actuarial experience study for the period July 1, 2011 through June 30, 2016.

Since the prior measurement date, the discount rate was increased from 3.26 percent to 4.13 percent based on the methodology defined under GASB Statement No. 74, Financial Reporting for Postemployment Benefit Plans Other Than Pension Plans (OPEB) and the long term expected rate of return was reduced from 7.75 percent to 7.45 percent. Valuation year per capita health care costs were updated, and the salary scale was modified. The percentage of future retirees electing each option was updated based on current data and the percentage of future disabled retirees and terminated vested participants electing health coverage were decreased. The assumed mortality, disability, retirement, withdrawal and future health care cost trend rates were modified along with the portion of rebated prescription drug costs.

**MECHANICSBURG EXEMPTED VILLAGE SCHOOL DISTRICT
CHAMPAIGN COUNTY, OHIO**

NOTES TO THE BASIC FINANCIAL STATEMENTS
FOR THE FISCAL YEAR ENDED JUNE 30, 2018

NOTE 13 - DEFINED BENEFIT OPEB PLANS - (Continued)

Also since the prior measurement date, the subsidy multiplier for non-Medicare benefit recipients was reduced from 2.1 percent to 1.9 percent per year of service. Medicare Part B premium reimbursements were discontinued for certain survivors and beneficiaries and all remaining Medicare Part B premium reimbursements will be discontinued beginning January 2019. Subsequent to the current measurement date, the date for discontinuing remaining Medicare Part B premium reimbursements was extended to January 2020.

STRS' investment consultant develops an estimate range for the investment return assumption based on the target allocation adopted by the Retirement Board. The target allocation and long-term expected rate of return for each major asset class are summarized as follows:

<u>Asset Class</u>	<u>Target Allocation</u>	<u>Long Term Expected Real Rate of Return *</u>
Domestic Equity	28.00 %	7.35 %
International Equity	23.00	7.55
Alternatives	17.00	7.09
Fixed Income	21.00	3.00
Real Estate	10.00	6.00
Liquidity Reserves	<u>1.00</u>	2.25
 Total	 <u><u>100.00 %</u></u>	

*10-Year geometric nominal returns, which include the real rate of return and inflation of 2.25% and does not include investment expenses. Over a 30-year period, STRS' investment consultant indicates that the above target allocations should generate a return above the actuarial rate of return, without net value added by management.

Discount Rate - The discount rate used to measure the total OPEB liability was 4.13 percent as of June 30, 2017. The projection of cash flows used to determine the discount rate assumes STRS Ohio continues to allocate no employer contributions to the health care fund. Based on these assumptions, the OPEB plan's fiduciary net position was not projected to be sufficient to make all projected future benefit payments of current plan members. The OPEB plan's fiduciary net position was projected to become insufficient to make future benefit payments during the fiscal year ending June 30, 2037. Therefore, the long-term expected rate of return on OPEB plan assets was used to determine the present value of the projected benefit payments through the fiscal year ending June 30, 2036 and the Bond Buyer 20-year municipal bond rate of 3.58 percent as of June 30, 2017 (i.e. municipal bond rate), was used to determine the present value of the projected benefit payments for the remaining years in the projection. The total present value of projected benefit payments from all years was then used to determine the single rate of return that was used as the discount rate. The blended discount rate of 4.13 percent, which represents the long-term expected rate of return of 7.45 percent for the funded benefit payments and the Bond Buyer 20-year municipal bond rate of 3.58 percent for the unfunded benefit payments, was used to measure the total OPEB liability as of June 30, 2017. A blended discount rate of 3.26 percent which represents the long term expected rate of return of 7.75 percent for the funded benefit payments and the Bond Buyer 20-year municipal bond rate of 2.85 percent for the unfunded benefit payments was used to measure the total OPEB liability at June 30, 2016.

**MECHANICSBURG EXEMPTED VILLAGE SCHOOL DISTRICT
CHAMPAIGN COUNTY, OHIO**

NOTES TO THE BASIC FINANCIAL STATEMENTS
FOR THE FISCAL YEAR ENDED JUNE 30, 2018

NOTE 13 - DEFINED BENEFIT OPEB PLANS - (Continued)

Sensitivity of the District's Proportionate Share of the Net OPEB Liability to Changes in the Discount and Health Care Cost Trend Rate - The following table represents the net OPEB liability as of June 30, 2017, calculated using the current period discount rate assumption of 4.13 percent, as well as what the net OPEB liability would be if it were calculated using a discount rate that is one percentage point lower (3.13 percent) or one percentage point higher (5.13 percent) than the current assumption. Also shown is the net OPEB liability as if it were calculated using health care cost trend rates that are one percentage point lower or one percentage point higher than the current health care cost trend rates.

	1% Decrease (3.13%)	Current Discount Rate (4.13%)	1% Increase (5.13%)
District's proportionate share of the net OPEB liability	\$ 1,708,306	\$ 1,272,497	\$ 928,065

	1% Decrease	Current Trend Rate	1% Increase
District's proportionate share of the net OPEB liability	\$ 884,076	\$ 1,272,497	\$ 1,783,704

NOTE 14 - BUDGETARY BASIS OF ACCOUNTING

While reporting financial position, results of operations, and changes in fund balance on the basis of generally accepted accounting principles (GAAP), the budgetary basis as provided by law is based upon accounting for certain transactions on a basis of cash receipts and disbursements.

The statement of revenue, expenditures and changes in fund balance - budget and actual (non-GAAP budgetary basis) presented for the general fund is presented on the budgetary basis to provide a meaningful comparison of actual results with the budget. The major differences between the budget basis and the GAAP basis are that:

- (a) Revenues and other financing sources are recorded when received in cash (budget basis) as opposed to when susceptible to accrual (GAAP basis);
- (b) Expenditures and other financing uses are recorded when paid in cash (budget basis) as opposed to when the liability is incurred (GAAP basis);
- (c) In order to determine compliance with Ohio law, and to reserve that portion of the applicable appropriation, total outstanding encumbrances (budget basis) are recorded as the equivalent of an expenditure, as opposed to assigned or committed fund balance for that portion of outstanding encumbrances not already recognized as an account payable (GAAP basis);
- (d) Advances-in and advances-out are operating transactions (budget basis) as opposed to balance sheet transactions (GAAP basis); and,
- (e) Some funds are included in the general fund (GAAP basis), but have separate legally adopted budgets (budget basis).

**MECHANICSBURG EXEMPTED VILLAGE SCHOOL DISTRICT
CHAMPAIGN COUNTY, OHIO**

**NOTES TO THE BASIC FINANCIAL STATEMENTS
FOR THE FISCAL YEAR ENDED JUNE 30, 2018**

NOTE 14 - BUDGETARY BASIS OF ACCOUNTING - (Continued)

The adjustments necessary to convert the results of operations for the year on the budget basis to the GAAP basis for the general fund is as follows:

Net Change in Fund Balance

	<u>General fund</u>
Budget basis	\$ 870,168
Net adjustment for revenue accruals	3,258
Net adjustment for expenditure accruals	(139,186)
Net adjustment for other sources/uses	(121,975)
Funds budgeted elsewhere	16,130
Adjustment for encumbrances	<u>635,090</u>
GAAP basis	<u>\$ 1,263,485</u>

Certain funds that are legally budgeted in separate special revenue funds are considered part of the general fund on a GAAP basis. This includes the uniform school supplies fund, special enterprise fund and public school support fund.

NOTE 15 - CONTINGENCIES

A. Grants

The District received financial assistance from federal and State agencies in the form of grants. The expenditure of funds received under these programs generally requires compliance with terms and conditions specified in the grant agreements and are subject to audit by the grantor agencies. Any disallowed claims resulting from such audits could become a liability of the general fund or other applicable funds. However, the effect of any such disallowed claims on the overall financial position of the District at June 30, 2018, if applicable, cannot be determined at this time.

B. Litigation

The District is involved in no material litigation as either plaintiff or defendant.

C. Foundation Funding

District foundation funding is based on the annualized full-time equivalent (FTE) enrollment of each student. The Ohio Department of Education (ODE) is legislatively required to adjust/reconcile funding as enrollment information is updated by schools throughout the State, which can extend past the fiscal year end.

**MECHANICSBURG EXEMPTED VILLAGE SCHOOL DISTRICT
CHAMPAIGN COUNTY, OHIO**

NOTES TO THE BASIC FINANCIAL STATEMENTS
FOR THE FISCAL YEAR ENDED JUNE 30, 2018

NOTE 16 - SET-ASIDES

The District is required by State law to annually set-aside certain general fund revenue amounts, as defined by statutory formula, for the acquisition and construction of capital improvements. Amounts not spent by the end of the fiscal year or offset by similarly restricted resources received during the year must be held in cash at fiscal year-end. This amount must be carried forward to be used for the same purpose in future years. Expenditures exceeding the set-aside requirement may not be carried forward to the next fiscal year.

The following cash-basis information describes the change in the fiscal year-end set-aside amount for capital improvements. Disclosure of this information is required by State statute.

	<u>Capital Improvements</u>
Set-aside balance June 30, 2017	
Current year set-aside requirement	157,340
Current year offsets	<u>(268,973)</u>
Total	<u>\$ (111,633)</u>
Balance carried forward to fiscal year 2019	<u>\$ -</u>
Set-aside reserve balance June 30, 2018	<u>\$ -</u>

NOTE 17 - OTHER COMMITMENTS

The District utilizes encumbrance accounting as part of its budgetary controls. Encumbrances outstanding at year end may be reported as part of restricted, committed, or assigned classifications of fund balance. At year end, the District's commitments for encumbrances in the governmental funds were as follows:

	<u>Year-End Encumbrances</u>
<u>Fund</u>	
General fund	\$ 488,706
Nonmajor governmental	<u>457,791</u>
Total	<u>\$ 946,497</u>

THIS PAGE IS INTENTIONALLY LEFT BLANK

REQUIRED SUPPLEMENTARY INFORMATION

**MECHANICSBURG EXEMPTED VILLAGE SCHOOL DISTRICT
CHAMPAIGN COUNTY, OHIO**

SCHEDULES OF REQUIRED SUPPLEMENTARY INFORMATION

SCHEDULE OF THE DISTRICT'S PROPORTIONATE SHARE OF
THE NET PENSION LIABILITY

SCHOOL EMPLOYEES RETIREMENT SYSTEM (SERS) OF OHIO

LAST FIVE FISCAL YEARS

	<u>2018</u>	<u>2017</u>	<u>2016</u>	<u>2015</u>	<u>2014</u>
District's proportion of the net pension liability	0.03469750%	0.03280860%	0.03237930%	0.03256100%	0.03256100%
District's proportionate share of the net pension liability	\$ 2,073,099	\$ 2,401,287	\$ 1,847,594	\$ 1,647,894	\$ 1,936,298
District's covered payroll	\$ 1,114,093	\$ 1,012,679	\$ 974,788	\$ 946,169	\$ 1,092,016
District's proportionate share of the net pension liability as a percentage of its covered payroll	186.08%	237.12%	189.54%	174.16%	177.31%
Plan fiduciary net position as a percentage of the total pension liability	69.50%	62.98%	69.16%	71.70%	65.52%

Note: Information prior to 2014 was unavailable. Schedule is intended to show information for 10 years. Additional years will be displayed as they become available.

Amounts presented for each fiscal year were determined as of the District's measurement date which is the prior year-end.

SEE ACCOMPANYING NOTES TO THE REQUIRED SUPPLEMENTARY INFORMATION

**MECHANICSBURG EXEMPTED VILLAGE SCHOOL DISTRICT
CHAMPAIGN COUNTY, OHIO**

SCHEDULES OF REQUIRED SUPPLEMENTARY INFORMATION

SCHEDULE OF THE DISTRICT'S PROPORTIONATE SHARE OF
THE NET PENSION LIABILITY
STATE TEACHERS RETIREMENT SYSTEM (STRS) OF OHIO

LAST FIVE FISCAL YEARS

	<u>2018</u>	<u>2017</u>	<u>2016</u>	<u>2015</u>	<u>2014</u>
District's proportion of the net pension liability	0.03261448%	0.03321261%	0.03185229%	0.03139434%	0.03139434%
District's proportionate share of the net pension liability	\$ 7,747,640	\$ 11,117,262	\$ 8,803,041	\$ 7,636,190	\$ 9,096,180
District's covered payroll	\$ 3,682,879	\$ 3,466,864	\$ 3,359,993	\$ 3,207,638	\$ 3,363,792
District's proportionate share of the net pension liability as a percentage of its covered payroll	210.37%	320.67%	262.00%	238.06%	270.41%
Plan fiduciary net position as a percentage of the total pension liability	75.30%	66.80%	72.10%	74.70%	69.30%

Note: Information prior to 2014 was unavailable. Schedule is intended to show information for 10 years. Additional years will be displayed as they become available.

Amounts presented for each fiscal year were determined as of the District's measurement date which is the prior year-end.

SEE ACCOMPANYING NOTES TO THE REQUIRED SUPPLEMENTARY INFORMATION

**MECHANICSBURG EXEMPTED VILLAGE SCHOOL DISTRICT
CHAMPAIGN COUNTY, OHIO**

SCHEDULES OF REQUIRED SUPPLEMENTARY INFORMATION

SCHEDULE OF DISTRICT PENSION CONTRIBUTIONS
SCHOOL EMPLOYEES RETIREMENT SYSTEM (SERS) OF OHIO

LAST TEN FISCAL YEARS

	<u>2018</u>	<u>2017</u>	<u>2016</u>	<u>2015</u>
Contractually required contribution	\$ 155,377	\$ 155,973	\$ 141,775	\$ 128,477
Contributions in relation to the contractually required contribution	<u>(155,377)</u>	<u>(155,973)</u>	<u>(141,775)</u>	<u>(128,477)</u>
Contribution deficiency (excess)	<u>\$ -</u>	<u>\$ -</u>	<u>\$ -</u>	<u>\$ -</u>
District's covered payroll	\$ 1,150,941	\$ 1,114,093	\$ 1,012,679	\$ 974,788
Contributions as a percentage of covered payroll	13.50%	14.00%	14.00%	13.18%

SEE ACCOMPANYING NOTES TO THE REQUIRED SUPPLEMENTARY INFORMATION

<u>2014</u>	<u>2013</u>	<u>2012</u>	<u>2011</u>	<u>2010</u>	<u>2009</u>
\$ 131,139	\$ 151,135	\$ 171,116	\$ 161,619	\$ 143,242	\$ 94,296
<u>(131,139)</u>	<u>(151,135)</u>	<u>(171,116)</u>	<u>(161,619)</u>	<u>(143,242)</u>	<u>(94,296)</u>
<u>\$ -</u>	<u>\$ -</u>	<u>\$ -</u>	<u>\$ -</u>	<u>\$ -</u>	<u>\$ -</u>
\$ 946,169	\$ 1,092,016	\$ 1,272,238	\$ 1,285,752	\$ 1,057,917	\$ 958,293
13.86%	13.84%	13.45%	12.57%	13.54%	9.84%

**MECHANICSBURG EXEMPTED VILLAGE SCHOOL DISTRICT
CHAMPAIGN COUNTY, OHIO**

SCHEDULES OF REQUIRED SUPPLEMENTARY INFORMATION

SCHEDULE OF DISTRICT PENSION CONTRIBUTIONS
STATE TEACHERS RETIREMENT SYSTEM (STRS) OF OHIO

	LAST TEN FISCAL YEARS			
	<u>2018</u>	<u>2017</u>	<u>2016</u>	<u>2015</u>
Contractually required contribution	\$ 537,189	\$ 515,603	\$ 485,361	\$ 470,399
Contributions in relation to the contractually required contribution	<u>(537,189)</u>	<u>(515,603)</u>	<u>(485,361)</u>	<u>(470,399)</u>
Contribution deficiency (excess)	<u>\$ -</u>	<u>\$ -</u>	<u>\$ -</u>	<u>\$ -</u>
District's covered payroll	\$ 3,837,064	\$ 3,682,879	\$ 3,466,864	\$ 3,359,993
Contributions as a percentage of covered payroll	14.00%	14.00%	14.00%	14.00%

SEE ACCOMPANYING NOTES TO THE REQUIRED SUPPLEMENTARY INFORMATION

<u>2014</u>	<u>2013</u>	<u>2012</u>	<u>2011</u>	<u>2010</u>	<u>2009</u>
\$ 416,993	\$ 437,293	\$ 517,297	\$ 501,352	\$ 489,559	\$ 432,329
<u>(416,993)</u>	<u>(437,293)</u>	<u>(517,297)</u>	<u>(501,352)</u>	<u>(489,559)</u>	<u>(432,329)</u>
<u>\$ -</u>	<u>\$ -</u>	<u>\$ -</u>	<u>\$ -</u>	<u>\$ -</u>	<u>\$ -</u>
\$ 3,207,638	\$ 3,363,792	\$ 3,979,208	\$ 3,856,554	\$ 3,765,838	\$ 3,325,608
13.00%	13.00%	13.00%	13.00%	13.00%	13.00%

**MECHANICSBURG EXEMPTED VILLAGE SCHOOL DISTRICT
CHAMPAIGN COUNTY, OHIO**

SCHEDULES OF REQUIRED SUPPLEMENTARY INFORMATION

SCHEDULE OF THE DISTRICT'S PROPORTIONATE SHARE OF
THE NET OPEB LIABILITY
SCHOOL EMPLOYEES RETIREMENT SYSTEM (SERS) OF OHIO

LAST TWO FISCAL YEARS

	<u>2018</u>	<u>2017</u>
District's proportion of the net OPEB liability	0.03528280%	0.03330662%
District's proportionate share of the net OPEB liability	\$ 946,898	\$ 949,362
District's covered payroll	\$ 1,114,093	\$ 1,012,679
District's proportionate share of the net OPEB liability as a percentage of its covered payroll	84.99%	93.75%
Plan fiduciary net position as a percentage of the total OPEB liability	12.46%	11.49%

Note: Information prior to 2017 was unavailable. Schedule is intended to show information for 10 years. Additional years will be displayed as they become available.

Amounts presented for each fiscal year were determined as of the District's measurement date which is the prior year-end.

SEE ACCOMPANYING NOTES TO THE REQUIRED SUPPLEMENTARY INFORMATION

**MECHANICSBURG EXEMPTED VILLAGE SCHOOL DISTRICT
CHAMPAIGN COUNTY, OHIO**

SCHEDULES OF REQUIRED SUPPLEMENTARY INFORMATION

SCHEDULE OF THE DISTRICT'S PROPORTIONATE SHARE OF
THE NET OPEB LIABILITY
STATE TEACHERS RETIREMENT SYSTEM (STRS) OF OHIO

LAST TWO FISCAL YEARS

	<u>2018</u>	<u>2017</u>
District's proportion of the net OPEB liability	0.03261448%	0.03321261%
District's proportionate share of the net OPEB liability	\$ 1,272,497	\$ 1,776,219
District's covered payroll	\$ 3,682,879	\$ 3,466,864
District's proportionate share of the net OPEB liability as a percentage of its covered payroll	34.55%	51.23%
Plan fiduciary net position as a percentage of the total OPEB liability	47.10%	37.30%

Note: Information prior to 2017 was unavailable. Schedule is intended to show information for 10 years. Additional years will be displayed as they become available.

Amounts presented for each fiscal year were determined as of the District's measurement date which is the prior year-end.

SEE ACCOMPANYING NOTES TO THE REQUIRED SUPPLEMENTARY INFORMATION

**MECHANICSBURG EXEMPTED VILLAGE SCHOOL DISTRICT
CHAMPAIGN COUNTY, OHIO**

SCHEDULES OF REQUIRED SUPPLEMENTARY INFORMATION

SCHEDULE OF DISTRICT OPEB CONTRIBUTIONS
SCHOOL EMPLOYEES RETIREMENT SYSTEM (SERS) OF OHIO

LAST TEN FISCAL YEARS

	<u>2018</u>	<u>2017</u>	<u>2016</u>	<u>2015</u>
Contractually required contribution	\$ 25,117	\$ 19,567	\$ 17,107	\$ 24,737
Contributions in relation to the contractually required contribution	<u>(25,117)</u>	<u>(19,567)</u>	<u>(17,107)</u>	<u>(24,737)</u>
Contribution deficiency (excess)	<u>\$ -</u>	<u>\$ -</u>	<u>\$ -</u>	<u>\$ -</u>
District's covered payroll	\$ 1,150,941	\$ 1,114,093	\$ 1,012,679	\$ 974,788
Contributions as a percentage of covered payroll	2.18%	1.76%	1.69%	2.54%

SEE ACCOMPANYING NOTES TO THE REQUIRED SUPPLEMENTARY INFORMATION

<u>2014</u>	<u>2013</u>	<u>2012</u>	<u>2011</u>	<u>2010</u>	<u>2009</u>
\$ 19,728	\$ 20,710	\$ 26,184	\$ 34,866	\$ 21,245	\$ 55,380
<u>(19,728)</u>	<u>(20,710)</u>	<u>(26,184)</u>	<u>(34,866)</u>	<u>(21,245)</u>	<u>(55,380)</u>
<u>\$ -</u>	<u>\$ -</u>	<u>\$ -</u>	<u>\$ -</u>	<u>\$ -</u>	<u>\$ -</u>
\$ 946,169	\$ 1,092,016	\$ 1,272,238	\$ 1,285,752	\$ 1,057,917	\$ 958,293
2.09%	1.90%	2.06%	2.71%	2.01%	5.78%

**MECHANICSBURG EXEMPTED VILLAGE SCHOOL DISTRICT
CHAMPAIGN COUNTY, OHIO**

SCHEDULES OF REQUIRED SUPPLEMENTARY INFORMATION

SCHEDULE OF DISTRICT OPEB CONTRIBUTIONS
STATE TEACHERS RETIREMENT SYSTEM (STRS) OF OHIO

	LAST TEN FISCAL YEARS			
	<u>2018</u>	<u>2017</u>	<u>2016</u>	<u>2015</u>
Contractually required contribution	\$ -	\$ -	\$ -	\$ -
Contributions in relation to the contractually required contribution	<u>-</u>	<u>-</u>	<u>-</u>	<u>-</u>
Contribution deficiency (excess)	<u>\$ -</u>	<u>\$ -</u>	<u>\$ -</u>	<u>\$ -</u>
District's covered payroll	\$ 3,837,064	\$ 3,682,879	\$ 3,466,864	\$ 3,359,993
Contributions as a percentage of covered payroll	0.00%	0.00%	0.00%	0.00%

SEE ACCOMPANYING NOTES TO THE REQUIRED SUPPLEMENTARY INFORMATION

<u>2014</u>	<u>2013</u>	<u>2012</u>	<u>2011</u>	<u>2010</u>	<u>2009</u>
\$ 32,573	\$ 33,638	\$ 39,792	\$ 38,566	\$ 37,658	\$ 33,256
<u>(32,573)</u>	<u>(33,638)</u>	<u>(39,792)</u>	<u>(38,566)</u>	<u>(37,658)</u>	<u>(33,256)</u>
<u>\$ -</u>	<u>\$ -</u>	<u>\$ -</u>	<u>\$ -</u>	<u>\$ -</u>	<u>\$ -</u>
\$ 3,207,638	\$ 3,363,792	\$ 3,979,208	\$ 3,856,554	\$ 3,765,838	\$ 3,325,608
1.00%	1.00%	1.00%	1.00%	1.00%	1.00%

**MECHANICSBURG EXEMPTED VILLAGE SCHOOL DISTRICT
CHAMPAIGN COUNTY, OHIO**

**NOTES TO REQUIRED SUPPLEMENTARY INFORMATION
FOR THE FISCAL YEAR ENDED JUNE 30, 2018**

PENSION

SCHOOL EMPLOYEES RETIREMENT SYSTEM (SERS) OF OHIO

Changes in benefit terms: There were no changes in benefit terms from the amounts reported for fiscal years 2014-2017. For fiscal year 2018, SERS changed from a fixed 3% annual increase to a Cost of Living Adjustment (COLA) based on the change in the Consumer Price Index (CPI-W), with a cap of 2.5% and a floor of 0%.

Changes in assumptions: There were no changes in methods and assumptions used in the calculation of actuarial determined contributions for fiscal years 2014-2016. For fiscal year 2017, the following changes of assumptions affected the total pension liability since the prior measurement date: (a) the assumed rate of inflation was reduced from 3.25% to 3.00%, (b) payroll growth assumption was reduced from 4.00% to 3.50%, (c) assumed real wage growth was reduced from 0.75% to 0.50%, (d) Rates of withdrawal, retirement and disability were updated to reflect recent experience, (e) mortality among active members was updated to RP-2014 Blue Collar Mortality Table with fully generational projection and a five year age set-back for both males and females, (f) mortality among service retired members, and beneficiaries was updated to the following RP-2014 Blue Collar Mortality Table with fully generational projection with Scale BB, 120% of male rates, and 110% of female rates, (g) mortality among disabled members was updated to RP-2000 Disabled Mortality Table, 90% for male rates and 100% for female rates, set back five years is used for the period after disability retirement and (h) the discount rate was reduced from 7.75% to 7.50%. There were no changes in methods and assumptions used in the calculation of actuarial determined contributions for fiscal year 2018.

STATE TEACHERS RETIREMENT SYSTEM (STRS) OF OHIO

Changes in benefit terms: There were no changes in benefit terms from the amounts reported for fiscal years 2014-2017. For fiscal year 2018, STRS decreased the Cost of Living Adjustment (COLA) to zero.

Changes in assumptions: There were no changes in methods and assumptions used in the calculation of actuarial determined contributions for fiscal years 2014-2017. For fiscal year 2018, the following changes of assumption affected the total pension liability since the prior measurement date: (a) the long term expected rate of return was reduced from 7.75% to 7.45%, (b) the inflation assumption was lowered from 2.75% to 2.50%, (c) the payroll growth assumption was lowered to 3.00%, (d) total salary increases rate was lowered by decreasing the merit component of the individual salary increases, in addition to a decrease of 0.25% due to lower inflation (e) the healthy and disabled mortality assumptions were updated to the RP-2014 mortality tables with generational improvement scale MP-2016 and (f) rates of retirement, termination and disability were modified to better reflect anticipated future experience.

(Continued)

**MECHANICSBURG EXEMPTED VILLAGE SCHOOL DISTRICT
CHAMPAIGN COUNTY, OHIO**

NOTES TO REQUIRED SUPPLEMENTARY INFORMATION (CONTINUED)
FOR THE FISCAL YEAR ENDED JUNE 30, 2018

OTHER POSTEMPLOYMENT BENEFITS (OPEB)

SCHOOL EMPLOYEES RETIREMENT SYSTEM (SERS) OF OHIO

Changes in benefit terms: There were no changes in benefit terms from the amounts reported for fiscal years 2017-2018.

Changes in assumptions: There were no changes in methods and assumptions used in the calculation of actuarial determined contributions for fiscal years 2017. For fiscal year 2018, the following changes of assumptions affected the total OPEB liability since the prior measurement date: (a) assumed rate of inflation was reduced from 3.25% to 3.00%, (b) payroll growth assumption was reduced from 4.00% to 3.50%, (c) assumed real wage growth was reduced from 0.75% to 0.50%, (d) rates of withdrawal, retirement, and disability were updated to reflect recent experience, (e) mortality among active members was updated to the following: RP-2014 Blue Collar Mortality Table with fully generational projection and a five-year age set-back for both males and females, (f) mortality among service retired members, and beneficiaries was updated to the following: RP-2014 Blue Collar Mortality Table with fully generational projection with Scale BB, 120% of male rates, and 110% of female rates, (g) mortality among disabled members was updated to the following: RP-2000 Disabled Mortality Table, 90% for male rates and 100% for female rates, set back five years is used for the period after disability retirement.

STATE TEACHERS RETIREMENT SYSTEM (STRS) OF OHIO

Changes in benefit terms: There were no changes in benefit terms from the amounts reported for fiscal year 2017. For fiscal year 2018, STRS reduced the subsidy multiplier for non-Medicare benefit recipients from 2.1% to 1.9% per year of service. Medicare Part B premium reimbursements were discontinued for certain survivors and beneficiaries and all remaining Medicare Part B premium reimbursements will be discontinued beginning January 2019.

Changes in assumptions: There were no changes in methods and assumptions used in the calculation of actuarial determined contributions for fiscal year 2017. For fiscal year 2018, the following changes of assumption affected the total OPEB liability since the prior measurement date: (a) the discount rate was increased from 3.26% to 4.13% based on the methodology defined under GASB Statement No. 74, Financial Reporting for Postemployment Benefit Plans Other Than Pension Plans (OPEB), (b) the long term expected rate of return was reduced from 7.75% to 7.45%, (c) valuation year per capita health care costs were updated, and the salary scale was modified, (d) the percentage of future retirees electing each option was updated based on current data and the percentage of future disabled retirees and terminated vested participants electing health coverage were decreased and (e) the assumed mortality, disability, retirement, withdrawal and future health care cost trend rates were modified along with the portion of rebated prescription drug costs.

Page Intentionally Left Blank

OHIO AUDITOR OF STATE KEITH FABER



One First National Plaza
130 West Second Street, Suite 2040
Dayton, Ohio 45402-1502
(937) 285-6677 or (800) 443-9274
WestRegion@ohioauditor.gov

INDEPENDENT AUDITOR'S REPORT ON INTERNAL CONTROL OVER FINANCIAL REPORTING AND ON COMPLIANCE AND OTHER MATTERS REQUIRED BY *GOVERNMENT AUDITING STANDARDS*

Mechanicsburg Exempted Village School District
Champaign County
60 High Street
Mechanicsburg, Ohio 43044

To the Board of Education:

We have audited, in accordance with auditing standards generally accepted in the United States and the Comptroller General of the United States' *Government Auditing Standards*, the financial statements of the governmental activities, each major fund, and the aggregate remaining fund information of Mechanicsburg Exempted Village School District, Champaign County, (the District) as of and for the fiscal years ended June 30, 2019 and 2018, and the related notes to the financial statements, which collectively comprise the District's basic financial statements and have issued our report thereon dated May 14, 2020, wherein we noted the District adopted new accounting guidance in Governmental Accounting Standards Board (GASB) Statement No. 75, *Accounting and Financial Reporting For Postemployment Benefits Other Than Pensions*. We also noted the financial impact of COVID-19 and the ensuing emergency measures impact on subsequent periods of the District.

Internal Control Over Financial Reporting

As part of our financial statement audit, we considered the District's internal control over financial reporting (internal control) to determine the audit procedures appropriate in the circumstances to the extent necessary to support our opinions on the financial statements, but not to the extent necessary to opine on the effectiveness of the District's internal control. Accordingly, we have not opined on it.

A *deficiency in internal control* exists when the design or operation of a control does not allow management or employees, when performing their assigned functions, to prevent, or detect and timely correct misstatements. A *material weakness* is a deficiency, or combination of internal control deficiencies resulting in a reasonable possibility that internal control will not prevent or detect and timely correct a material misstatement of the District's financial statements. A *significant deficiency* is a deficiency, or a combination of deficiencies, in internal control that is less severe than a material weakness, yet important enough to merit attention by those charged with governance.

Our consideration of internal control was for the limited purpose described in the first paragraph of this section and was not designed to identify all internal control deficiencies that might be material weaknesses or significant deficiencies. Therefore, unidentified material weaknesses or significant deficiencies may exist. We did identify a certain deficiency in internal control, described in the accompanying schedule of findings that we consider a material weakness. We consider finding 2019-001 to be a material weakness.

Compliance and Other Matters

As part of reasonably assuring whether the District's financial statements are free of material misstatement, we tested its compliance with certain provisions of laws, regulations, contracts, and grant agreements, noncompliance with which could directly and materially affect the determination of financial statement amounts. However, opining on compliance with those provisions was not an objective of our audit and accordingly, we do not express an opinion. The results of our tests disclosed no instances of noncompliance or other matters we must report under *Government Auditing Standards*.

District's Response to Finding

The District's response to the finding identified in our audit is described in the accompanying schedule of findings. We did not subject the District's response to the auditing procedures applied in the audit of the financial statements and, accordingly, we express no opinion on it.

Purpose of this Report

This report only describes the scope of our internal control and compliance testing and our testing results, and does not opine on the effectiveness of the District's internal control or on compliance. This report is an integral part of an audit performed under *Government Auditing Standards* in considering the District's internal control and compliance. Accordingly, this report is not suitable for any other purpose.



Keith Faber
Auditor of State
Columbus, Ohio

May 14, 2020

**MECHANICSBURG EXEMPTED VILLAGE SCHOOL DISTRICT
CHAMPAIGN COUNTY**

**SCHEDULE OF FINDINGS
JUNE 30, 2019 AND 2018**

FINDING RELATED TO THE FINANCIAL STATEMENTS REQUIRED TO BE REPORTED IN ACCORDANCE WITH GAGAS

FINDING NUMBER 2019-001

Material Weakness – Financial Statement Errors

In our audit engagement letter, as required by AU-C Section 210, *Terms of Engagement*, paragraph .06, management acknowledged its responsibility for the preparation and fair presentation of their financial statements; this responsibility includes designing, implementing and maintaining internal control relevant to preparing and fairly presenting financial statements free from material misstatement, whether due to fraud or error as discussed in AU-C Section 210 paragraphs .A14 & .A16. Governmental Accounting Standards Board (GASB) Cod. 1100 paragraph.101 states a governmental accounting system must make it possible both: (a) to present fairly and with full disclosure the funds and activities of the governmental unit in conformity with generally accepted accounting principles, and (b) to determine and demonstrate compliance with finance-related legal and contractual provisions.

The District's annual report contained the following errors that required adjustment to the financial statements:

- For fiscal year 2018, the District overstated the amount of property taxes available for advance at year-end. This led to an overstatement of property tax revenue and an understatement of deferred inflows (property taxes levied for the next fiscal year) in the general fund, bond retirement fund, and nonmajor governmental funds in the amounts of \$191,196, \$42,472, and \$25,676, respectively. Similar errors also occurred in the governmental activities in a total amount of \$259,344. Prior to these adjustments being made to the financial statements, the bond retirement fund was reported within nonmajor governmental funds. After these adjustments were made to the financial statements, the bond retirement fund became a major fund. The financial statements were also adjusted accordingly for this error.
- For fiscal year 2019, the District understated the amount of property taxes available for advance at year-end. This led to an understatement of property tax revenue and an overstatement of deferred inflows (property taxes levied for the next fiscal year) in the general fund, bond retirement fund, and nonmajor governmental funds in the amounts of \$187,171, \$35,989, and \$19,955, respectively. Similar errors also occurred in the governmental activities in a total amount of \$243,115.
- The District approved to convert an advance outstanding at July 1, 2017 to a permanent transfer during fiscal year 2018. However, this was not reflected in the District's fiscal year 2018 and 2019 financial statements and led to the following financial statement errors:
 - Transfers out were understated and loans to other funds receivable were overstated in the general fund in the amount of \$86,798 for fiscal year 2018. For nonmajor governmental funds, transfers in were understated and loans from other funds (liability) was overstated by the same amount for fiscal year 2018.
 - Opening fund balance was overstated and loans to other funds receivable were overstated in the general fund in the amount of \$86,798 for fiscal year 2019. For nonmajor governmental funds, opening fund balance was understated and loans from other funds (liability) was overstated by the same amount in fiscal year 2019.

There were also other immaterial errors identified during the audit period ranging from \$1,095 to \$175,938. These errors did not require adjustment to the financial statements.

The above errors were caused by a lack of controls over the financial reporting process.

Failure to properly report financial activity could lead to material financial statement errors and misleading financial statement information.

FINDING NUMBER 2019-001
(Continued)

The District should establish and implement procedures to review the financial statements and verify the completeness and accuracy of amounts reported in the financial statements in accordance with applicable accounting standards.

Officials' Response: The district will examine the GAAP statements more closely before approving them. In addition, the district is reviewing the need to continue producing GAAP statements.

OHIO AUDITOR OF STATE KEITH FABER



**MECHANICSBURG EXEMPTED VILLAGE SCHOOL DISTRICT
CHAMPAIGN COUNTY**

CLERK'S CERTIFICATION

This is a true and correct copy of the report which is required to be filed in the Office of the Auditor of State pursuant to Section 117.26, Revised Code, and which is filed in Columbus, Ohio.

Susan Babbitt

CLERK OF THE BUREAU

**CERTIFIED
JUNE 9, 2020**