



**LOUDONVILLE-PERRYSVILLE EXEMPTED VILLAGE SCHOOL DISTRICT
ASHLAND COUNTY**

SINGLE AUDIT

FOR THE YEAR ENDED JUNE 30, 2019

**LOUDONVILLE-PERRYSVILLE EXEMPTED VILLAGE SCHOOL DISTRICT
ASHLAND COUNTY
JUNE 30, 2019**

TABLE OF CONTENTS

TITLE	PAGE
Independent Auditor's Report	1
Prepared by Management:	
Management's Discussion and Analysis	5
Basic Financial Statements:	
Government-wide Financial Statements:	
Statement of Net Position	19
Statement of Activities.....	20
Fund Financial Statements:	
Balance Sheet	
Governmental Funds.....	21
Reconciliation of Total Governmental Fund Balances to Net Position of Governmental Activities	22
Statement of Revenues, Expenditures and Changes in Fund Balances Governmental Funds.....	23
Reconciliation of the Statement of Revenues, Expenditures and Changes in Fund Balances of Governmental Funds to the Statement of Activities.....	24
Statement of Revenues, Expenditures and Changes in Fund Balance - Budget and Actual (Non-GAAP Budgetary Basis) General Fund.....	25
Statement of Net Position Proprietary Fund.....	26
Statement of Revenues, Expenses and Changes in Net Position Proprietary Fund.....	27
Statement of Cash Flows Proprietary Fund.....	28
Statement of Fiduciary Net Position Fiduciary Fund.....	29
Notes to the Basic Financial Statements.....	31

**LOUDONVILLE-PERRYVILLE EXEMPTED VILLAGE SCHOOL DISTRICT
ASHLAND COUNTY
JUNE 30, 2019**

**TABLE OF CONTENTS
(Continued)**

TITLE	PAGE
Required Supplementary Information:	
Schedule of the District's Proportionate Share of the Net Pension Liability (School Employees Retirement System)	74
Schedule of the District's Proportionate Share of the Net Pension Liability (State Teachers Retirement System).....	76
Schedule of District Pension Contributions (School Employees Retirement System).....	78
Schedule of District Pension Contributions (State Teachers Retirement System)	80
Schedule of the District's Proportionate Share of the Net OPEB Liability (School Employees Retirement System)	82
Schedule of the District's Proportionate Share of the Net OPEB Liability/Asset (State Teachers Retirement System).....	83
Schedule of District OPEB Contributions (School Employees Retirement System).....	84
Schedule of District OPEB Contributions (State Teachers Retirement System)	86
Notes to Required Supplementary Information	88
Schedule of Expenditures of Federal Awards	91
Notes to the Schedule of Expenditures of Federal Awards.....	92
Independent Auditor's Report on Internal Control Over Financial Reporting and on Compliance and Other Matters Required by <i>Government Auditing Standards</i>	93
Independent Auditor's Report on Compliance with Requirements Applicable to the Major Federal Program and on Internal Control Over Compliance Required by the Uniform Guidance.....	95
Schedule of Findings.....	97

OHIO AUDITOR OF STATE KEITH FABER



88 East Broad Street, 5th Floor
Columbus, Ohio 43215-3506
(614) 466-3402 or (800) 443-9275
CentralRegion@ohioauditor.gov

INDEPENDENT AUDITOR'S REPORT

Loudonville-Perrysville Exempted Village School District
Ashland County
210 East Main Street
Loudonville, Ohio 44842

To the Board of Education:

Report on the Financial Statements

We have audited the accompanying financial statements of the governmental activities, the major fund, and the aggregate remaining fund information of the Loudonville-Perrysville Exempted Village School District, Ashland County, Ohio (the District), as of and for the year ended June 30, 2019, and the related notes to the financial statements, which collectively comprise the District's basic financial statements as listed in the table of contents.

Management's Responsibility for the Financial Statements

Management is responsible for preparing and fairly presenting these financial statements in accordance with accounting principles generally accepted in the United States of America; this includes designing, implementing, and maintaining internal control relevant to preparing and fairly presenting financial statements that are free from material misstatement, whether due to fraud or error.

Auditor's Responsibility

Our responsibility is to opine on these financial statements based on our audit. We audited in accordance with auditing standards generally accepted in the United States of America and the financial audit standards in the Comptroller General of the United States' *Government Auditing Standards*. Those standards require us to plan and perform the audit to reasonably assure the financial statements are free from material misstatement.

An audit requires obtaining evidence about financial statement amounts and disclosures. The procedures selected depend on our judgment, including assessing the risks of material financial statement misstatement, whether due to fraud or error. In assessing those risks, we consider internal control relevant to the District's preparation and fair presentation of the financial statements in order to design audit procedures that are appropriate in the circumstances, but not to the extent needed to opine on the effectiveness of the District's internal control. Accordingly, we express no such opinion. An audit also includes evaluating the appropriateness of management's accounting policies and the reasonableness of their significant accounting estimates, as well as our evaluation of the overall financial statement presentation.

We believe the audit evidence we obtained is sufficient and appropriate to support our audit opinions.

Efficient • Effective • Transparent

Opinion

In our opinion, the financial statements referred to above present fairly, in all material respects, the respective financial position of the governmental activities, the major fund, and the aggregate remaining fund information of the Loudonville-Perrysville Exempted Village School District, Ashland County, Ohio, as of June 30, 2019, and the respective changes in financial position and, where applicable, cash flows thereof and the budgetary comparison for the General fund thereof for the year then ended in accordance with the accounting principles generally accepted in the United States of America.

Other Matters

Required Supplementary Information

Accounting principles generally accepted in the United States of America require this presentation to include *management's discussion and analysis* and schedules of net pension and other post-employment benefit liabilities and pension and other post-employment benefit contributions listed in the table of contents, to supplement the basic financial statements. Although this information is not part of the basic financial statements, the Governmental Accounting Standards Board considers it essential for placing the basic financial statements in an appropriate operational, economic, or historical context. We applied certain limited procedures to the required supplementary information in accordance with auditing standards generally accepted in the United States of America, consisting of inquiries of management about the methods of preparing the information and comparing the information for consistency with management's responses to our inquiries, to the basic financial statements, and other knowledge we obtained during our audit of the basic financial statements. We do not opine or provide any assurance on the information because the limited procedures do not provide us with sufficient evidence to opine or provide any other assurance.

Supplementary and Other Information

Our audit was conducted to opine on the District's basic financial statements taken as a whole.

The Schedule of Expenditures of Federal Awards presents additional analysis as required by Title 2 U.S. Code of Federal Regulations (CFR) Part 200, Uniform Administrative Requirements, Cost Principles, and Audit Requirements for Federal Awards and is not a required part of the financial statements.

The schedule is management's responsibility, and derives from and relates directly to the underlying accounting and other records used to prepare the basic financial statements. We subjected this information to the auditing procedures we applied to the basic financial statements. We also applied certain additional procedures, including comparing and reconciling this information directly to the underlying accounting and other records used to prepare the basic financial statements or to the basic financial statements themselves in accordance with auditing standards generally accepted in the United States of America. In our opinion, this information is fairly stated in all material respects in relation to the basic financial statements taken as a whole.

Other Reporting Required by Government Auditing Standards

In accordance with *Government Auditing Standards*, we have also issued our report dated February 27, 2020, on our consideration of the District's internal control over financial reporting and our tests of its compliance with certain provisions of laws, regulations, contracts and grant agreements and other matters. That report describes the scope of our internal control testing over financial reporting and compliance, and the results of that testing, and does not opine on internal control over financial reporting or on compliance. That report is an integral part of an audit performed in accordance with *Government Auditing Standards* in considering the District's internal control over financial reporting and compliance.

A handwritten signature in black ink that reads "Keith Faber". The signature is written in a cursive, flowing style.

Keith Faber
Auditor of State

Columbus, Ohio

February 27, 2020

THIS PAGE INTENTIONALLY LEFT BLANK.

**LOUDONVILLE-PERRYSVILLE EXEMPTED VILLAGE SCHOOL DISTRICT
ASHLAND COUNTY, OHIO**

**MANAGEMENT'S DISCUSSION AND ANALYSIS
FOR THE FISCAL YEAR ENDED JUNE 30, 2019**

The management's discussion and analysis of the Loudonville-Perrysville Exempted Village School District's (the "District") financial performance provides an overall review of the District's financial activities for the fiscal year ended June 30, 2019. The intent of this discussion and analysis is to look at the District's financial performance as a whole; readers should also review the basic financial statements and the notes to the basic financial statements to enhance their understanding of the District's financial performance.

Financial Highlights

Key financial highlights for 2019 are as follows:

- In total, net position of governmental activities increased \$2,842,150 which represents a 58.78% increase from 2018.
- General revenues accounted for \$13,205,800 in revenue or 78.75% of all revenues. Program specific revenues, in the form of charges for services and sales, grants and contributions accounted for \$3,563,630 or 21.25% of total revenues of \$16,769,430.
- The District had \$13,927,280 in expenses related to governmental activities; only \$3,563,630 of these expenses was offset by program specific charges for services, grants or contributions. General revenues supporting governmental activities (primarily taxes and unrestricted grants and entitlements) of \$13,205,800 were adequate to provide for these programs.
- The District's major governmental fund is the general fund. The general fund had \$14,134,077 in revenues and \$13,363,843 in expenditures. During fiscal 2019, the general fund's fund balance increased \$770,234 from a balance of \$7,195,920 to \$7,966,154.

Using the Basic Financial Statements (BFS)

This annual report consists of a series of financial statements and notes to those statements. These statements are organized so the reader can understand the District as a financial whole, an entire operating entity. The statements then proceed to provide an increasingly detailed look at specific financial activities.

The *statement of net position* and *statement of activities* provide information about the activities of the whole District, presenting both an aggregate view of the District's finances and a longer-term view of those finances. Fund financial statements provide the next level of detail. For governmental funds, these statements tell how services were financed in the short-term as well as what remains for future spending. The fund financial statements also look at the District's most significant funds with all other nonmajor funds presented in total in one column. In the case of the District, the general fund is by far the most significant fund, and the only governmental fund reported as a major fund.

Reporting the District as a Whole

Statement of Net Position and the Statement of Activities

While this document contains the large number of funds used by the District to provide programs and activities, the view of the District as a whole looks at all financial transactions and asks the question, "How did we do financially during 2019?" The statement of net position and the statement of activities answer this question. These statements include *all assets, deferred outflows, liabilities, deferred inflows, revenues and expenses* using the *accrual basis of accounting* similar to the accounting used by most private-sector companies. This basis of accounting will take into account all of the current year's revenues and expenses regardless of when cash is received or paid.

These two statements report the District's *net position* and changes in that position. This change in net position is important because it tells the reader that, for the District as a whole, the *financial position* of the District has improved

**LOUDONVILLE-PERRYSVILLE EXEMPTED VILLAGE SCHOOL DISTRICT
ASHLAND COUNTY, OHIO**

**MANAGEMENT'S DISCUSSION AND ANALYSIS
FOR THE FISCAL YEAR ENDED JUNE 30, 2019**

or diminished. The causes of this change may be the result of many factors, some financial, some not. Non-financial factors include the District's property tax base, current property tax laws in Ohio restricting revenue growth, facility conditions, required educational programs and other factors.

In the statement of net position and the statement of activities, the governmental activities include the District's programs and services, including instruction, support services, operation and maintenance of plant, pupil transportation, extracurricular activities, and food service operations.

The District's statement of net position and statement of activities can be found on pages 17-18 of this report.

Reporting the District's Most Significant Funds

Fund Financial Statements

The analysis of the District's major governmental fund begins on page 13. Fund financial reports provide detailed information about the District's major funds. The District uses many funds to account for a multitude of financial transactions. However, these fund financial statements focus on the District's most significant funds. The District's major governmental fund is the general fund.

Governmental Funds

Most of the District's activities are reported in governmental funds, which focus on how money flows into and out of those funds and the balances left at year-end available for spending in future periods. These funds are reported using an accounting method called *modified accrual* accounting, which measures cash and all other *financial assets* than can readily be converted to cash. The governmental fund financial statements provide a detailed *short-term* view of the District's general government operations and the basic services it provides. Governmental fund information helps you determine whether there are more or fewer financial resources that can be spent in the near future to finance educational programs. The relationship (or differences) between governmental *activities* (reported in the statement of net position and the statement of activities) and governmental *funds* is reconciled in the basic financial statements. The basic governmental fund financial statements can be found on pages 19-23 of this report.

Proprietary Funds

The District maintains a proprietary fund. Internal service funds are an accounting device used to accumulate and allocate costs internally among the District's various functions. The District's internal service fund accounts for employee benefits self-insurance. The basic proprietary fund financial statements can be found on pages 24-26 of this report.

Reporting the District's Fiduciary Responsibilities

The District acts in a trustee capacity as an agent for individuals. These activities are reported in an agency fund. All of the District's fiduciary activities are reported in a separate statement of fiduciary assets and liabilities on page 27. These activities are excluded from the District's other financial statements because the assets cannot be utilized by the District to finance its operations.

**LOUDONVILLE-PERRYSVILLE EXEMPTED VILLAGE SCHOOL DISTRICT
ASHLAND COUNTY, OHIO**

**MANAGEMENT'S DISCUSSION AND ANALYSIS
FOR THE FISCAL YEAR ENDED JUNE 30, 2019**

Notes to the Basic Financial Statements

The notes provide additional information that is essential to a full understanding of the data provided in the government-wide and fund financial statements. These notes to the basic financial statements can be found on pages 29-69 of this report.

Required Supplemental Information

In addition to the basic financial statements and accompanying notes, this report also presents certain required supplementary information concerning the District's net pension liability and net OPEB liability/asset. The required supplementary information can be found on pages 72-87 of this report.

The District as a Whole

The statement of net position provides the perspective of the District as a whole.

The table on the following page provides a summary of the District's net position at June 30, 2019 and June 30, 2018.

THIS SPACE IS INTENTIONALLY LEFT BLANK

**LOUDONVILLE-PERRYSVILLE EXEMPTED VILLAGE SCHOOL DISTRICT
ASHLAND COUNTY, OHIO**

MANAGEMENT'S DISCUSSION AND ANALYSIS
FOR THE FISCAL YEAR ENDED JUNE 30, 2019

	Net Position	
	Governmental	Governmental
	Activities	Activities
	2019	2018
<u>Assets</u>		
Current and other assets	\$ 15,046,735	\$ 13,848,104
Net OPEB asset	795,513	-
Capital assets, net	3,531,538	3,460,445
Total assets	19,373,786	17,308,549
<u>Deferred Outflows of Resources</u>		
Pension	3,580,533	4,490,183
OPEB	227,375	155,479
Total deferred outflows of resources	3,807,908	4,645,662
<u>Liabilities</u>		
Current liabilities	1,812,757	1,714,535
Long-term liabilities:		
Due within one year	212,887	258,050
Due within more than one year:		
Net pension liability	14,169,330	15,139,608
Net OPEB liability	1,607,945	3,427,373
Other amounts	1,221,006	1,304,072
Total liabilities	19,023,925	21,843,638
<u>Deferred Inflows of Resources</u>		
Property taxes levied for the next fiscal year	3,546,709	3,585,039
Pensions	1,176,062	918,851
OPEB	1,428,392	442,227
Total deferred inflows of resources	6,151,163	4,946,117
<u>Net Position</u>		
Net investment in capital assets	3,051,079	2,877,482
Restricted	557,341	397,865
Unrestricted (deficit)	(5,601,814)	(8,110,891)
Total net position (deficit)	\$ (1,993,394)	\$ (4,835,544)

The net pension liability is reported pursuant to Governmental Accounting Standards Board (GASB) Statement 68, "Accounting and Financial Reporting for Pensions—an Amendment of GASB Statement 27." The net other postemployment benefits (OPEB) liability/asset is reported pursuant to GASB Statement 75, "Accounting and Financial Reporting for Postemployment Benefits Other Than Pensions." For reasons discussed below, many end users of this financial statement will gain a clearer understanding of the District's actual financial condition by adding deferred inflows related to pension and OPEB, the net pension liability, and the net OPEB liability to the reported net position and subtracting deferred outflows related to pension and OPEB and the net OPEB asset.

**LOUDONVILLE-PERRYSVILLE EXEMPTED VILLAGE SCHOOL DISTRICT
ASHLAND COUNTY, OHIO**

**MANAGEMENT'S DISCUSSION AND ANALYSIS
FOR THE FISCAL YEAR ENDED JUNE 30, 2019**

GASB standards are national and apply to all government financial reports prepared in accordance with generally accepted accounting principles. Prior accounting for pensions (GASB 27) and postemployment benefits (GASB 45) focused on a funding approach. This approach limited pension and OPEB costs to contributions annually required by law, which may or may not be sufficient to fully fund each plan's *net pension liability* or *net OPEB liability*. GASB 68 and GASB 75 take an earnings approach to pension and OPEB accounting; however, the nature of Ohio's statewide pension/OPEB plans and state law governing those systems requires additional explanation in order to properly understand the information presented in these statements.

GASB 68 and GASB 75 require the net pension liability and the net OPEB liability to equal the District's proportionate share of each plan's collective:

1. Present value of estimated future pension/OPEB benefits attributable to active and inactive employees' past service.
2. Minus plan assets available to pay these benefits.

GASB notes that pension and OPEB obligations, whether funded or unfunded, are part of the "employment exchange" – that is, the employee is trading his or her labor in exchange for wages, benefits, and the promise of a future pension and other postemployment benefits. GASB noted that the unfunded portion of this promise is a present obligation of the government, part of a bargained-for benefit to the employee, and should accordingly be reported by the government as a liability since they received the benefit of the exchange. However, the District is not responsible for certain key factors affecting the balance of these liabilities. In Ohio, the employee shares the obligation of funding pension benefits with the employer. Both employer and employee contribution rates are capped by State statute. A change in these caps requires action of both Houses of the General Assembly and approval of the Governor. Benefit provisions are also determined by State statute. The Ohio Revised Code permits, but does not require, the retirement systems to provide healthcare to eligible benefit recipients. The retirement systems may allocate a portion of the employer contributions to provide for these OPEB benefits.

The employee enters the employment exchange with the knowledge that the employer's promise is limited not by contract but by law. The employer enters the exchange also knowing that there is a specific, legal limit to its contribution to the retirement system. In Ohio, there is no legal means to enforce the unfunded liability of the pension/OPEB plan *as against the public employer*. State law operates to mitigate/lessen the moral obligation of the public employer to the employee, because all parties enter the employment exchange with notice as to the law. The retirement system is responsible for the administration of the pension and OPEB plans.

Most long-term liabilities have set repayment schedules or, in the case of compensated absences (i.e. sick and vacation leave), are satisfied through paid time-off or termination payments. There is no repayment schedule for the net pension liability or the net OPEB liability. As explained above, changes in benefits, contribution rates, and return on investments affect the balance of these liabilities but are outside the control of the local government. In the event that contributions, investment returns, and other changes are insufficient to keep up with required payments, State statute does not assign/identify the responsible party for the unfunded portion. Due to the unique nature of how the net pension liability and the net OPEB liability are satisfied, these liabilities are separately identified within the long-term liability section of the statement of net position.

In accordance with GASB 68 and GASB 75, the District's statements prepared on an accrual basis of accounting include an annual pension expense and an annual OPEB expense for their proportionate share of each plan's *change* in net pension liability and net OPEB liability, respectively, not accounted for as deferred inflows/outflows.

Over time, net position can serve as a useful indicator of a government's financial position. At June 30, 2019, the District's liabilities and deferred inflows of resources exceeded assets and deferred outflows of resources by \$1,993,394.

**LOUDONVILLE-PERRYSVILLE EXEMPTED VILLAGE SCHOOL DISTRICT
ASHLAND COUNTY, OHIO**

**MANAGEMENT’S DISCUSSION AND ANALYSIS
FOR THE FISCAL YEAR ENDED JUNE 30, 2019**

Deferred outflows related to pension decreased primarily due to changes in assumptions by the State Teachers Retirement System (STRS). See Note 13 for more detail.

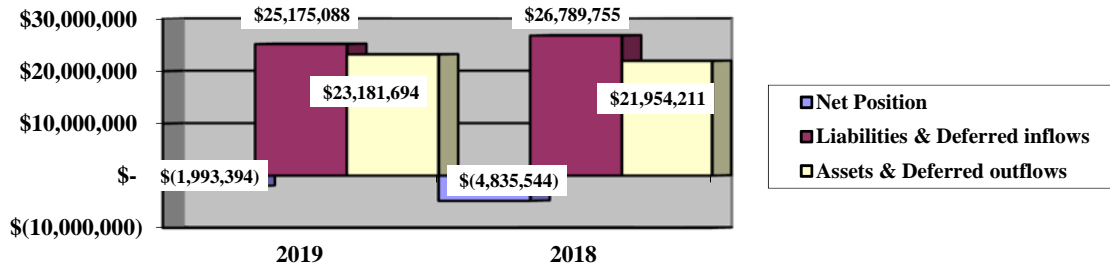
Total assets include a net OPEB asset reported by STRS. See Note 14 for more detail. STRS did not report a net pension asset in the prior year.

At year-end, capital assets represented 18.23% of total assets. Capital assets include land, buildings and improvements, furniture and equipment and vehicles. Net investment in capital assets and June 30, 2019, was \$3,051,079. These capital assets are used to provide services to the students and are not available for future spending. Although the District’s investment in capital assets is reported net of related debt, it should be noted that the resources to repay the debt must be provided from other sources, since capital assets may not be used to liquidate these liabilities.

Long-term liabilities decreased primarily due to a decrease in the net pension liability and net OPEB liability. These liabilities are outside of the control of the District. The District contributes its statutorily required contributions to the pension systems; however, it’s the pension systems that collect, hold and distribute pensions and OPEB to District employees, not the District.

A portion of the District’s net position, \$557,341, represents resources that are subject to external restriction on how they may be used. The remaining balance of unrestricted net position is a deficit of \$5,601,814.

Governmental Activities



The following table shows the change in net position for fiscal year 2019 and 2018.

**LOUDONVILLE-PERRYSVILLE EXEMPTED VILLAGE SCHOOL DISTRICT
ASHLAND COUNTY, OHIO**

MANAGEMENT'S DISCUSSION AND ANALYSIS
FOR THE FISCAL YEAR ENDED JUNE 30, 2019

	Change in Net Position	
	Governmental Activities 2019	Governmental Activities 2018
<u>Revenues</u>		
Program revenues:		
Charges for services and sales	\$ 1,827,303	\$ 1,830,052
Operating grants and contributions	1,736,327	1,549,665
General revenues:		
Property taxes	5,464,456	5,445,488
Income taxes	2,031,671	2,094,376
Grants and entitlements	5,527,599	5,553,717
Investment earnings	172,697	66,844
Other	9,377	46,746
Total revenues	16,769,430	16,586,888

- Continued

**LOUDONVILLE-PERRYSVILLE EXEMPTED VILLAGE SCHOOL DISTRICT
ASHLAND COUNTY, OHIO**

**MANAGEMENT'S DISCUSSION AND ANALYSIS
FOR THE FISCAL YEAR ENDED JUNE 30, 2019**

<u>Expenses</u>	<u>Change in Net Position</u>	
	Governmental Activities <u>2019</u>	Governmental Activities <u>2018</u>
	Program expenses: Instruction: Regular Special Vocational Other Support services: Pupil Instructional staff Board of education Administration Fiscal Business Operations and maintenance Pupil transportation Central Operation of non-instructional services: Food service operations Other non-instructional services Extracurricular activities Interest and fiscal charges Total expenses Change in net position Net position (deficit) at beginning of year Net position (deficit) at end of year	\$ 4,861,125 1,895,244 260,484 1,181,436 561,130 688,748 26,240 1,244,562 446,267 9,850 986,968 774,202 10,678 374,959 72,533 507,651 25,203 13,927,280 2,842,150 (4,835,544) \$ (1,993,394)

Governmental Activities

Net position of the District's governmental activities increased \$2,842,150. Total governmental expenses of \$13,927,280 were offset by program revenues of \$3,563,630 and general revenues of \$13,205,800. Program revenues supported 25.59% of the total governmental expenses.

Overall, expenses of the governmental activities increased \$5,021,324 or 56.38%. This increase is primarily the result of the STRS indefinitely suspending the Cost of Living Adjustment ("COLA") and the School Employee Retirement System (SERS) lowering the COLA from 3.00% to 2.50% in fiscal year 2018. These benefit changes caused a decrease to the net pension liability reported at June 30, 2018 and the subsequent expenses reported for fiscal year 2018 when compared to fiscal year 2017.

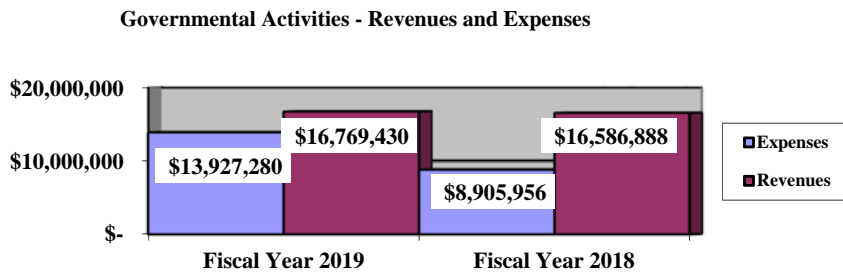
**LOUDONVILLE-PERRYSVILLE EXEMPTED VILLAGE SCHOOL DISTRICT
ASHLAND COUNTY, OHIO**

**MANAGEMENT'S DISCUSSION AND ANALYSIS
FOR THE FISCAL YEAR ENDED JUNE 30, 2019**

On an accrual basis, the District reported \$1,207,248 and (\$4,841,584) in pension expense for fiscal year 2019 and 2018, respectively. In addition, the District reported (\$1,658,594) and (\$529,974) in OPEB expense for fiscal year 2019 and 2018, respectively. The increase in both the net pension expense and the OPEB expense from fiscal year 2018 to fiscal year 2019 was \$5,822,904. This increase is primarily the result of the benefit changes by the retirement systems. Fluctuations in the pension and OPEB expense makes it difficult to compare financial information between years. Pension and OPEB expense are components of program expenses reported on the statement of activities. The District's total expenses for fiscal year 2019 are comparable to total fiscal year 2017 expenses.

The primary sources of revenue for governmental activities are derived from property taxes, income taxes and unrestricted grants and entitlements. These revenue sources represent 77.66% of total governmental revenue. Real estate property is reappraised every six years.

The graph below presents the District's governmental activities revenue and expenses for fiscal year 2019 and 2018.



THIS SPACE IS INTENTIONALLY LEFT BLANK

**LOUDONVILLE-PERRYSVILLE EXEMPTED VILLAGE SCHOOL DISTRICT
ASHLAND COUNTY, OHIO**

**MANAGEMENT'S DISCUSSION AND ANALYSIS
FOR THE FISCAL YEAR ENDED JUNE 30, 2019**

The statement of activities shows the cost of program services and the charges for services and grants offsetting those services. The following table shows, for governmental activities, the total cost of services and the net cost of services. That is, it identifies the cost of these services supported by tax revenue and unrestricted State grants and entitlements. As stated above, fluctuations in the pension and OPEB expense makes it difficult to compare financial information between years. Pension and OPEB expense are components of program expenses reported on the statement of activities.

	Governmental Activities			
	Total Cost of Services	Net Cost of Services	Total Cost of Services	Net Cost of Services
	<u>2019</u>	<u>2019</u>	<u>2018</u>	<u>2018</u>
Program expenses				
Instruction:				
Regular	\$ 4,861,125	\$ 4,040,075	\$ 2,663,550	\$ 1,817,830
Special	1,895,244	269,430	1,153,274	(397,073)
Vocational	260,484	177,727	134,150	66,652
Other	1,181,436	1,165,128	1,165,136	1,153,536
Support services:				
Pupil	561,130	528,059	306,331	286,761
Instructional staff	688,748	603,355	488,637	412,385
Board of education	26,240	26,240	17,006	17,006
Administration	1,244,562	1,077,311	677,041	534,453
Fiscal	446,267	446,267	344,137	344,137
Business	9,850	9,850	11,854	11,854
Operations and maintenance	986,968	986,024	756,573	756,204
Pupil transportation	774,202	756,678	537,299	519,798
Central	10,678	10,678	12,499	12,499
Food service operations	374,959	(86,436)	225,156	(230,774)
Operations of non-instructional services	72,533	71,060	87,893	87,893
Extracurricular activities	507,651	257,001	295,492	103,150
Interest and fiscal charges	<u>25,203</u>	<u>25,203</u>	<u>29,928</u>	<u>29,928</u>
Total expenses	<u>\$ 13,927,280</u>	<u>\$ 10,363,650</u>	<u>\$ 8,905,956</u>	<u>\$ 5,526,239</u>

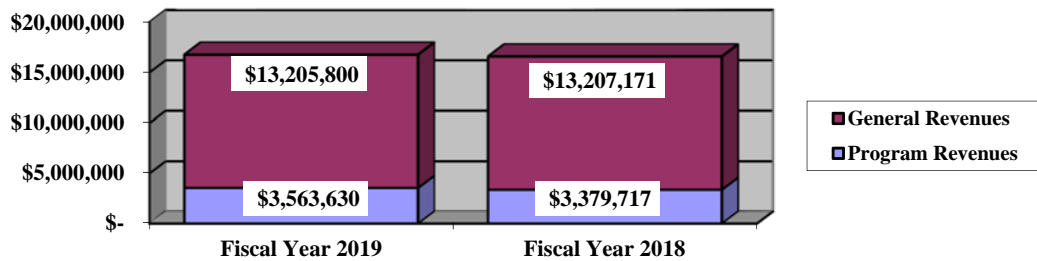
The dependence upon tax and other general revenues for governmental activities is apparent, 68.95% of instruction activities are supported through taxes and other general revenues. For all governmental activities, general revenue support is 74.41%. The District's taxpayers and unrestricted grants and entitlements received from the State, as a whole, are by far the primary support for District's students.

The graph below presents the District's governmental activities revenue for fiscal year 2019 and 2018.

**LOUDONVILLE-PERRYSVILLE EXEMPTED VILLAGE SCHOOL DISTRICT
ASHLAND COUNTY, OHIO**

MANAGEMENT'S DISCUSSION AND ANALYSIS
FOR THE FISCAL YEAR ENDED JUNE 30, 2019

Governmental Activities - General and Program Revenues



The District's Funds

The District's governmental funds reported a combined fund balance of \$8,742,199, which is higher than last year's total of \$7,586,847. The schedule below indicates the fund balance and the total change in fund balance as of June 30, 2019 and 2018.

	<u>Fund Balance</u> <u>June 30, 2019</u>	<u>Fund Balance</u> <u>June 30, 2018</u>	<u>Increase</u>
General	\$ 7,966,154	\$ 7,195,920	\$ 770,234
Other Governmental	<u>776,045</u>	<u>390,927</u>	<u>385,118</u>
Total	<u>\$ 8,742,199</u>	<u>\$ 7,586,847</u>	<u>\$ 1,155,352</u>

General Fund

The table below assists in illustrating the financial activities and fund balance of the general fund.

	<u>2019</u> <u>Amount</u>	<u>2018</u> <u>Amount</u>	<u>Percentage</u> <u>Change</u>
<u>Revenues</u>			
Taxes	\$ 7,259,233	\$ 7,146,536	1.58 %
Tuition	491,104	453,850	8.21 %
Earnings on investments	173,371	64,381	169.29 %
Intergovernmental	6,144,995	6,169,663	(0.40) %
Other revenues	<u>65,374</u>	<u>89,900</u>	(27.28) %
Total	<u>\$ 14,134,077</u>	<u>\$ 13,924,330</u>	1.51 %
<u>Expenditures</u>			
Instruction	\$ 7,886,446	\$ 7,873,248	0.17 %
Support services	4,886,797	5,005,932	(2.38) %
Operation of non-instructional services	71,521	74,006	(3.36) %
Extracurricular activities	301,533	330,837	(8.86) %
Facilities acquisition and construction	89,520	111,412	(19.65) %
Debt service	<u>128,026</u>	<u>127,932</u>	0.07 %
Total	<u>\$ 13,363,843</u>	<u>\$ 13,523,367</u>	(1.18) %

**LOUDONVILLE-PERRYSVILLE EXEMPTED VILLAGE SCHOOL DISTRICT
ASHLAND COUNTY, OHIO**

**MANAGEMENT'S DISCUSSION AND ANALYSIS
FOR THE FISCAL YEAR ENDED JUNE 30, 2019**

The District experienced a \$209,747 or 1.51% increase in general fund revenues. Property tax revenue increased 1.58% or \$112,697 primarily due to an increase in the amounts available for advance. Tuition revenue increased \$37,254 or 8.21% due an increase in open enrollment compared to last fiscal year. Earnings on investments increased \$108,990 or 169.29% due to an increase in interest rates in the current fiscal year. All other revenues remained consistent from fiscal year 2018 to fiscal year 2019.

Expenditures in the general fund decreased 1.18% or \$159,524. Extracurricular activities decreased 8.86% or \$29,304, mainly due to a decrease in after school program participation. All other expenditures remained consistent from fiscal year 2018 to fiscal year 2019.

General Fund Budgeting Highlights

The District's budget is prepared according to Ohio law and is based on accounting for certain transactions on a basis of cash receipts, disbursements and encumbrances. The most significant budgeted fund is the general fund.

For the general fund, original budgeted revenues and other financing sources were \$13,911,642. Final budgeted revenues and other financing sources were \$15,112,655. Actual revenues and other financing sources for fiscal 2019 was \$14,318,676, which was \$793,979 less than final budget revenues.

General fund original appropriations and other financing uses were \$13,192,853. Final appropriations and other financing uses were \$13,881,853. The actual budget basis expenditures and other financing uses for fiscal year 2019 totaled \$13,602,854, which was \$278,999 less than the final budget appropriations.

Capital Assets and Debt Administration

Capital Assets

At the end of fiscal 2019, the District had \$3,531,538 invested in land, buildings and improvements, furniture and equipment, and vehicles. The entire amount is reported in governmental activities. The following table shows fiscal 2019 balances compared to 2018:

	Capital Assets at June 30	
	(Net of Depreciation)	
	Governmental Activities	
	<u>2019</u>	<u>2018</u>
Land	\$ 78,472	\$ 78,472
Building and improvements	2,558,446	2,539,739
Furniture and equipment	420,204	432,649
Vehicles	<u>474,416</u>	<u>409,585</u>
Total	<u>\$ 3,531,538</u>	<u>\$ 3,460,445</u>

Total additions to capital assets for 2019 were \$468,818. Disposals to capital assets for 2019 were \$30,907 (net of accumulated depreciation). Depreciation expense for fiscal 2019 was \$366,818. Overall, capital assets of the District increased \$71,093.

See Note 9 to the basic financial statements for additional information on the District's capital assets.

**LOUDONVILLE-PERRYSVILLE EXEMPTED VILLAGE SCHOOL DISTRICT
ASHLAND COUNTY, OHIO**

**MANAGEMENT'S DISCUSSION AND ANALYSIS
FOR THE FISCAL YEAR ENDED JUNE 30, 2019**

Debt Administration

At June 30, 2019, the District had \$480,459 in capital lease agreements and an OASBO pool loan outstanding. Of this total, \$99,399 is due within one year and \$381,060 is due within greater than one year. The following table summarizes the lease agreements and loan outstanding.

Outstanding Debt, at Year End

	Governmental Activities 2019	Governmental Activities 2018
	2019	2018
Capital lease agreements	\$ 10,399	\$ 26,903
OASBO pool loan	470,060	556,060
Total	\$ 480,459	\$ 582,963

See Note 11 to the basic financial statements for additional information on the District's debt administration.

Current Financial Related Activities

Property tax collections are the second largest revenue source for the school system. The housing market in our district has recovered from the 2008 Recession. We project continued growth in appraised values every three (3) years and continued modest growth in local taxes. The property tax revenues equate to 36.9% of the district's resources. Ashland, Knox and Richland Counties experienced a reappraisal update in the 2017 tax year which was collected in FY18. The 2017 update increased overall assessed values by \$1.68 million or an increase of 1%. Hidden in this increase is the fact that residential rose by 10.75% but agricultural fell by 13% due to changes made in HB49 to CAUV valuation. A reappraisal will occur in tax year 2019 in Holmes County for collection in FY20. We do not anticipate any value increases for Class I and II property. There is however always a minor risk that the district could sustain a reduction in values in the next appraisal update, but we do not anticipate that at this time

The District's \$412,463 emergency levy will expire on December 31, 2021 and the \$1,328,123 emergency levy will expire on December 31, 2023. The renewal of both of these levies are necessary to keep the District financially healthy long term. We had included the renewal on Line 11.02 of the forecast and removed it from Lines 1.01, 1.02 and 1.05 beginning in fiscal year 2022 and fiscal year 2024 respectively. We believe our community will give us support for the renewals.

HB166 the current state budget for fiscal year 2020-2021 has frozen funding for all school districts in Ohio at their fiscal year 2019 level with the only exception being the addition of Enrollment Growth Supplement money for a small number of growing districts. The only increase in funding to all districts in Ohio is restricted use money for Student Wellness and Success which is restricted in use and must be placed in Fund 467. This is not General Fund money and thus not included in the forecast. We have assumed this money will not continue after fiscal year 2021.

**LOUDONVILLE-PERRYSVILLE EXEMPTED VILLAGE SCHOOL DISTRICT
ASHLAND COUNTY, OHIO**

**MANAGEMENT'S DISCUSSION AND ANALYSIS
FOR THE FISCAL YEAR ENDED JUNE 30, 2019**

The State Budget represents 43% of district revenues and is an area of risk to revenue. The future risk comes in fiscal year 2022 and beyond if the state economy worsens or if the funding formula in future state budgets reduce funding to our District. There are two future State Biennium Budgets covering the period from fiscal year 2022-2023 and fiscal year 2024-2025 in this forecast. Future uncertainty in both the state foundation funding formula and the state's economy makes this area an elevated risk to District funding long range through fiscal year 2024. We have projected our state funding to be in line with our current estimates through fiscal year 2024 which we feel are conservative and should be close to whatever the state approves for the fiscal year 2022-2023 biennium budget. We will adjust the forecast in future years as we have data to help guide this decision.

All scenarios require management to plan carefully and prudently to provide the resources to meet student needs over the next several years.

In addition, the District's systems of budgeting and internal controls are well regarded. All of the District's financial abilities will be needed to meet the challenges of the future.

Contacting the District's Financial Management

This financial report is designed to provide our citizens, taxpayers, and investors and creditors with a general overview of the District's finances and to show the District's accountability for the money it receives. If you have questions about this report or need additional financial information, contact Ms. Christine Angerer, Treasurer at 210 E. Main Street, Loudonville, Ohio 44842, phone 419-994-3562.

**LOUDONVILLE-PERRYSVILLE EXEMPTED VILLAGE SCHOOL DISTRICT
ASHLAND COUNTY, OHIO**

STATEMENT OF NET POSITION
JUNE 30, 2019

		<u>Governmental Activities</u>
Assets:		
Equity in pooled cash and cash equivalents.	\$	7,986,434
Receivables:		
Property taxes		5,583,132
Income taxes.		868,507
Accrued interest		9,897
Intergovernmental		563,829
Prepayments		22,264
Materials and supplies inventory.		1,796
Inventory held for resale		10,876
Net OPEB asset (Note 14)		795,513
Capital assets:		
Nondepreciable capital assets		78,472
Depreciable capital assets, net		3,453,066
Capital assets, net		<u>3,531,538</u>
Total assets		<u>19,373,786</u>
Deferred outflows of resources:		
Pension (Note 13)		3,580,533
OPEB (Note 14).		227,375
Total deferred outflows of resources		<u>3,807,908</u>
Liabilities:		
Accounts payable.		18,289
Accrued wages and benefits payable		1,266,853
Intergovernmental payable		44,954
Pension and postemployment benefits payable.		202,573
Accrued interest payable		1,799
Claims payable.		208,999
Accrued vacation payable.		69,290
Long-term liabilities:		
Due within one year		212,887
Due in more than one year:		
Net pension liability (Note 13)		14,169,330
Net OPEB liability (Note 14)		1,607,945
Other amounts due in more than one year		1,221,006
Total liabilities		<u>19,023,925</u>
Deferred inflows of resources:		
Property taxes levied for the next fiscal year.		3,546,709
Pension (Note 13)		1,176,062
OPEB (Note 14)		1,428,392
Total deferred inflows of resources		<u>6,151,163</u>
Net position:		
Net investment in capital assets		3,051,079
Restricted for:		
Capital projects.		292,542
State funded programs		19,223
Federally funded programs.		85,936
Extracurricular.		96,782
Other purposes		62,858
Unrestricted (deficit).		(5,601,814)
Total net position (deficit).	\$	<u>(1,993,394)</u>

SEE ACCOMPANYING NOTES TO THE BASIC FINANCIAL STATEMENTS

**LOUDONVILLE-PERRYSVILLE EXEMPTED VILLAGE SCHOOL DISTRICT
ASHLAND COUNTY, OHIO**

STATEMENT OF ACTIVITIES
FOR THE FISCAL YEAR ENDED JUNE 30, 2019

	Expenses	Program Revenues		Net (Expense)
		Charges for Services and Sales	Operating Grants and Contributions	Revenue and Changes in Net Position
				Total
Governmental activities:				
Instruction:				
Regular	\$ 4,861,125	\$ 704,232	\$ 116,818	\$ (4,040,075)
Special	1,895,244	429,097	1,196,717	(269,430)
Vocational	260,484	-	82,757	(177,727)
Other.	1,181,436	-	16,308	(1,165,128)
Support services:				
Pupil	561,130	32,580	491	(528,059)
Instructional staff	688,748	64,787	20,606	(603,355)
Board of education	26,240	-	-	(26,240)
Administration.	1,244,562	162,224	5,027	(1,077,311)
Fiscal	446,267	-	-	(446,267)
Business.	9,850	-	-	(9,850)
Operations and maintenance.	986,968	560	384	(986,024)
Pupil transportation	774,202	1,552	15,972	(756,678)
Central	10,678	-	-	(10,678)
Operation of non-instructional services:				
Food service operations	374,959	194,018	267,377	86,436
Other non-instructional services	72,533	-	1,473	(71,060)
Extracurricular activities	507,651	238,253	12,397	(257,001)
Interest and fiscal charges	25,203	-	-	(25,203)
Total governmental activities	\$ 13,927,280	\$ 1,827,303	\$ 1,736,327	(10,363,650)
		General revenues:		
		Property taxes levied for:		
		General purposes		5,209,622
		Capital outlay.		254,834
		Income taxes levied for:		
		General purposes		2,031,671
		Grants and entitlements not restricted to specific programs		5,527,599
		Investment earnings		172,697
		Miscellaneous		9,377
		Total general revenues		13,205,800
		Change in net position		2,842,150
		Net position (deficit) at beginning of year		(4,835,544)
		Net position (deficit) at end of year.		\$ (1,993,394)

SEE ACCOMPANYING NOTES TO THE BASIC FINANCIAL STATEMENTS

**LOUDONVILLE-PERRYSVILLE EXEMPTED VILLAGE SCHOOL DISTRICT
ASHLAND COUNTY, OHIO**

**BALANCE SHEET
GOVERNMENTAL FUNDS
JUNE 30, 2019**

	General	Nonmajor Governmental Funds	Total Governmental Funds
Assets:			
Equity in pooled cash and cash equivalents . . .	\$ 6,839,454	\$ 474,512	\$ 7,313,966
Receivables:			
Property taxes	5,319,115	264,017	5,583,132
Income taxes	868,507	-	868,507
Accrued interest	9,897	-	9,897
Interfund loans	250	-	250
Intergovernmental	66,923	496,906	563,829
Prepayments	21,665	599	22,264
Materials and supplies inventory	-	1,796	1,796
Inventory held for resale	-	10,876	10,876
Due from other funds	14,471	-	14,471
Total assets	<u>\$ 13,140,282</u>	<u>\$ 1,248,706</u>	<u>\$ 14,388,988</u>
Liabilities:			
Accounts payable	\$ 14,580	\$ 3,518	\$ 18,098
Accrued wages and benefits payable	1,159,414	107,439	1,266,853
Compensated absences payable	7,302	-	7,302
Intergovernmental payable	43,248	1,706	44,954
Pension and postemployment benefits payable	184,855	17,718	202,573
Interfund loans payable	-	250	250
Due to other funds	-	14,471	14,471
Total liabilities	<u>1,409,399</u>	<u>145,102</u>	<u>1,554,501</u>
Deferred inflows of resources:			
Property taxes levied for the next fiscal year	3,379,089	167,620	3,546,709
Delinquent property tax revenue not available	206,673	10,287	216,960
Income tax revenue not available	150,826	-	150,826
Intergovernmental revenue not available	25,427	149,652	175,079
Interest revenue not available	2,714	-	2,714
Total deferred inflows of resources	<u>3,764,729</u>	<u>327,559</u>	<u>4,092,288</u>
Fund balances:			
Nonspendable:			
Materials and supplies inventory	-	1,796	1,796
Prepays	21,665	599	22,264
Unclaimed monies	4,342	-	4,342
Restricted:			
Capital improvements	-	282,255	282,255
Extracurricular	-	96,782	96,782
Other purposes	-	81,165	81,165
Committed:			
Underground storage tank	11,000	-	11,000
Other purposes	-	386,203	386,203
Assigned:			
Student instruction	82,101	-	82,101
Student and staff support	206,016	-	206,016
Public school support	30,069	-	30,069
School supplies	1,054	-	1,054
Facilities acquisition and construction	12,624	-	12,624
Unassigned (deficit)	7,597,283	(72,755)	7,524,528
Total fund balances	<u>7,966,154</u>	<u>776,045</u>	<u>8,742,199</u>
Total liabilities, deferred inflows and fund balances	<u>\$ 13,140,282</u>	<u>\$ 1,248,706</u>	<u>\$ 14,388,988</u>

SEE ACCOMPANYING NOTES TO THE BASIC FINANCIAL STATEMENTS

**LOUDONVILLE-PERRYSVILLE EXEMPTED VILLAGE SCHOOL DISTRICT
ASHLAND COUNTY, OHIO**

RECONCILIATION OF TOTAL GOVERNMENTAL FUND BALANCES TO
NET POSITION OF GOVERNMENTAL ACTIVITIES
JUNE 30, 2019

Total governmental fund balances		\$	8,742,199
<i>Amounts reported for governmental activities on the statement of net position are different because:</i>			
Capital assets used in governmental activities are not financial resources and therefore are not reported in the funds.			3,531,538
Other long-term assets are not available to pay for current-period expenditures and therefore are deferred inflows in the funds.			
Taxes receivable	\$	216,960	
Income taxes receivable		150,826	
Accrued interest receivable		2,714	
Intergovernmental receivable		175,079	
Total		545,579	545,579
An internal service fund is used by management to charge the costs of insurance to individual funds. The assets and liabilities of the internal service fund are included in governmental activities on the statement of net position.			463,278
Accrued interest payable is not due and payable in the current period and therefore is not reported in the funds.			(1,799)
The net pension liability is not due and payable in the current period; therefore, the liability and related deferred inflows/outflows are not reported in governmental funds:			
Deferred outflows of resources - pension		3,580,533	
Deferred inflows of resources - pension		(1,176,062)	
Net pension liability		(14,169,330)	
Total		(11,764,859)	(11,764,859)
The net OPEB liability/asset is not due and payable in the current period; therefore, the liability/asset and related deferred inflows/outflows are not reported in governmental funds:			
Deferred outflows of resources - OPEB		227,375	
Deferred inflows of resources - OPEB		(1,428,392)	
Net OPEB asset		795,513	
Net OPEB liability		(1,607,945)	
Total		(2,013,449)	(2,013,449)
Long-term liabilities, including loans payable, are not due and payable in the current period and therefore are not reported in the funds.			
Capital lease obligations		(10,399)	
Compensated absences		(946,132)	
Accrued vacation payable		(69,290)	
OASBO pool loan		(470,060)	
Total		(1,495,881)	(1,495,881)
Net position (deficit) of governmental activities		\$	(1,993,394)

SEE ACCOMPANYING NOTES TO THE BASIC FINANCIAL STATEMENTS

**LOUDONVILLE-PERRYSVILLE EXEMPTED VILLAGE SCHOOL DISTRICT
ASHLAND COUNTY, OHIO**

STATEMENT OF REVENUES, EXPENDITURES AND CHANGES IN FUND BALANCES
GOVERNMENTAL FUNDS
FOR THE FISCAL YEAR ENDED JUNE 30, 2019

	General	Nonmajor Governmental Funds	Total Governmental Funds
Revenues:			
From local sources:			
Property taxes	\$ 5,232,111	\$ 255,627	\$ 5,487,738
Income taxes.	2,027,122	-	2,027,122
Tuition.	491,104	892,791	1,383,895
Transportation fees.	1,552	-	1,552
Earnings on investments	173,371	-	173,371
Charges for services	-	194,297	194,297
Extracurricular.	19,081	238,253	257,334
Classroom materials and fees	26,162	-	26,162
Rental income	281	-	281
Contributions and donations	8,921	31,461	40,382
Other local revenues	9,377	31,083	40,460
Intergovernmental - state	6,037,462	25,874	6,063,336
Intergovernmental - federal	107,533	889,373	996,906
Total revenues	14,134,077	2,558,759	16,692,836
Expenditures:			
Current:			
Instruction:			
Regular.	5,091,623	261,419	5,353,042
Special	1,334,082	838,589	2,172,671
Vocational	294,278	3,659	297,937
Other	1,166,463	18,485	1,184,948
Support services:			
Pupil	599,567	23,931	623,498
Instructional staff	709,097	60,977	770,074
Board of education	28,800	-	28,800
Administration	1,275,491	121,352	1,396,843
Fiscal	470,787	-	470,787
Business.	9,850	-	9,850
Operations and maintenance	969,169	585	969,754
Pupil transportation	813,358	-	813,358
Central	10,678	-	10,678
Operation of non-instructional services:			
Food service operations.	-	406,929	406,929
Other operation of non-instructional.	71,521	553	72,074
Extracurricular activities	301,533	199,300	500,833
Facilities acquisition and construction.	89,520	237,862	327,382
Debt service:			
Principal retirement.	102,504	-	102,504
Interest and fiscal charges	25,522	-	25,522
Total expenditures	13,363,843	2,173,641	15,537,484
Net change in fund balances	770,234	385,118	1,155,352
Fund balances at beginning of year	7,195,920	390,927	7,586,847
Fund balances at end of year.	\$ 7,966,154	\$ 776,045	\$ 8,742,199

SEE ACCOMPANYING NOTES TO THE BASIC FINANCIAL STATEMENTS

**LOUDONVILLE-PERRYSVILLE EXEMPTED VILLAGE SCHOOL DISTRICT
ASHLAND COUNTY, OHIO**

**RECONCILIATION OF THE STATEMENT OF REVENUES, EXPENDITURES
AND CHANGES IN FUND BALANCES OF GOVERNMENTAL FUNDS
TO THE STATEMENT OF ACTIVITIES
FOR THE FISCAL YEAR ENDED JUNE 30, 2019**

Net change in fund balances - total governmental funds	\$	1,155,352
<i>Amounts reported for governmental activities in the statement of activities are different because:</i>		
Governmental funds report capital outlays as expenditures. However, in the statement of activities, the cost of those assets is allocated over their estimated useful lives as depreciation expense.		
Capital asset additions	\$ 468,818	
Current year depreciation	(366,818)	
Total		102,000
The net effect of various miscellaneous transactions involving capital assets (i.e., sales, disposals, trade-ins, and donations) is to decrease net position.		
		(30,907)
Revenues in the statement of activities that do not provide current financial resources are not reported as revenues in the funds.		
Delinquent property taxes	(23,282)	
Income taxes	4,549	
Tuition	(36,218)	
Intergovernmental revenue	157,646	
Interest revenue	(674)	
Total		102,021
Contractually required pension contributions are reported as expenditures in governmental funds; however, the statement of net position reports these amount as deferred outflows.		
		1,010,665
Except for amounts reported as deferred inflows/ outflows, changes in the net pension liability are reported as pension expense in the statement of activities		
		(1,207,248)
Contractually required OPEB contributions are reported as expenditures in governmental funds; however, the statement of net position reports these amount as deferred outflows.		
		42,078
Except for amounts reported as deferred inflows/ outflows, changes in the net OPEB liability/asset are reported as OPEB expense in the statement of activities		
		1,658,594
Governmental funds report expenditures for interest when it is due. In the statement of activities, interest expense is recognized as the interest accrues, regardless of when it is due. Less interest is reported in the statement of activities due to the decrease in accrued interest payable.		
		319
Repayment of loan and lease principal is an expenditure in the governmental funds, but the repayment reduces long-term liabilities in the statement of net pension.		
OASBO pool loan	86,000	
Capital lease obligations	16,504	
Total		102,504
Some expenses reported in the statement of activities, such as compensated absences, do not require the use of current financial resources and therefore are not reported as expenditures in governmental funds.		
Compensated absences	(13,710)	
Accrued vacation	(28,388)	
Total		(42,098)
An internal service fund used by management to charge the costs of insurance to individual funds is not reported in the district-wide statement of activities. Governmental fund expenditures and the related internal service fund revenues are eliminated. The net revenue of the internal service fund is allocated among the governmental activities.		
		(51,130)
Change in net position of governmental activities	\$	2,842,150

SEE ACCOMPANYING NOTES TO THE BASIC FINANCIAL STATEMENTS

**LOUDONVILLE-PERRYSVILLE EXEMPTED VILLAGE SCHOOL DISTRICT
ASHLAND COUNTY, OHIO**

STATEMENT OF REVENUES, EXPENDITURES AND CHANGES IN
FUND BALANCE - BUDGET AND ACTUAL (NON-GAAP BUDGETARY BASIS)
GENERAL FUND
FOR THE FISCAL YEAR ENDED JUNE 30, 2019

	<u>Budgeted Amounts</u>			Variance with Final Budget Positive (Negative)
	<u>Original</u>	<u>Final</u>	<u>Actual</u>	
Revenues:				
From local sources:				
Property taxes	\$ 5,104,790	\$ 5,522,443	\$ 5,254,148	\$ (268,295)
Income taxes.	1,926,867	2,084,515	1,983,244	(101,271)
Tuition.	477,143	516,181	491,104	(25,077)
Transportation fees.	1,508	1,631	1,552	(79)
Earnings on investments	149,386	161,608	153,757	(7,851)
Classroom materials and fees	23,228	25,129	23,908	(1,221)
Rental income	273	295	281	(14)
Other local revenues	19,645	21,252	20,220	(1,032)
Intergovernmental - state	5,875,696	6,356,420	6,047,610	(308,810)
Intergovernmental - federal	71,101	76,918	73,181	(3,737)
Total revenues	<u>13,649,637</u>	<u>14,766,392</u>	<u>14,049,005</u>	<u>(717,387)</u>
Expenditures:				
Current:				
Instruction:				
Regular	4,914,442	5,232,557	5,137,470	95,087
Special.	1,222,292	1,345,930	1,312,065	33,865
Vocational.	282,638	297,134	292,972	4,162
Other.	1,014,075	1,248,744	1,231,295	17,449
Support services:				
Pupil.	513,236	609,908	601,386	8,522
Instructional staff	821,997	756,098	741,977	14,121
Board of education	30,349	28,835	28,392	443
Administration.	1,378,941	1,349,507	1,286,545	62,962
Fiscal	545,451	479,469	472,694	6,775
Business	11,104	8,831	8,708	123
Operations and maintenance.	903,576	981,921	968,146	13,775
Pupil transportation	817,717	980,464	966,690	13,774
Central.	11,438	8,666	8,545	121
Operation of non-instructional services:				
Other non-instructional services	70,356	72,032	71,020	1,012
Extracurricular activities.	348,724	296,420	292,199	4,221
Facilities acquisition and construction	94,810	72,966	71,948	1,018
Debt service:				
Principal retirement	82,969	87,217	86,000	1,217
Interest and fiscal charges.	28,735	24,900	24,552	348
Total expenditures	<u>13,092,850</u>	<u>13,881,599</u>	<u>13,602,604</u>	<u>278,995</u>
Excess of revenues over expenditures	<u>556,787</u>	<u>884,793</u>	<u>446,401</u>	<u>(438,392)</u>
Other financing sources (uses):				
Advances in.	261,455	345,668	269,105	(76,563)
Advances (out)	(100,003)	(254)	(250)	4
Sale of capital assets	550	595	566	(29)
Total other financing sources (uses)	<u>162,002</u>	<u>346,009</u>	<u>269,421</u>	<u>(76,588)</u>
Net change in fund balance	718,789	1,230,802	715,822	(514,980)
Fund balance at beginning of year	5,589,984	5,589,984	5,589,984	-
Prior year encumbrances appropriated	192,853	192,853	192,853	-
Fund balance at end of year	<u>\$ 6,501,626</u>	<u>\$ 7,013,639</u>	<u>\$ 6,498,659</u>	<u>\$ (514,980)</u>

SEE ACCOMPANYING NOTES TO THE BASIC FINANCIAL STATEMENTS

**LOUDONVILLE-PERRYSVILLE EXEMPTED VILLAGE SCHOOL DISTRICT
ASHLAND COUNTY, OHIO**

STATEMENT OF NET POSITION
PROPRIETARY FUND
JUNE 30, 2019

	Governmental Activities - Internal Service Fund
Assets:	
Current assets:	
Equity in pooled cash and cash equivalents . . .	\$ 672,468
	672,468
Liabilities:	
Current liabilities:	
Accounts payable	191
Claims payable	208,999
	209,190
Total liabilities	209,190
Net position:	
Unrestricted.	\$ 463,278
	463,278

SEE ACCOMPANYING NOTES TO THE BASIC FINANCIAL STATEMENTS

**LOUDONVILLE-PERRYSVILLE EXEMPTED VILLAGE SCHOOL DISTRICT
ASHLAND COUNTY, OHIO**

STATEMENT OF REVENUES, EXPENSES AND
CHANGES IN NET POSITION
PROPRIETARY FUND
FOR THE FISCAL YEAR ENDED JUNE 30, 2019

	Governmental Activities - Internal Service Fund
Operating revenues:	
Charges for services.	\$ 2,665,457
 Operating expenses:	
Purchased services.	676,508
Claims	2,040,079
Total operating expenses	2,716,587
Operating loss/change in net position.	(51,130)
Net position at beginning of year	514,408
Net position at end of year	\$ 463,278

SEE ACCOMPANYING NOTES TO THE BASIC FINANCIAL STATEMENTS

**LOUDONVILLE-PERRYSVILLE EXEMPTED VILLAGE SCHOOL DISTRICT
ASHLAND COUNTY, OHIO**

STATEMENT OF CASH FLOWS
PROPRIETARY FUND
FOR THE FISCAL YEAR ENDED JUNE 30, 2019

		Governmental Activities - Internal Service Fund
Cash flows from operating activities:		
Cash received from charges for services	\$	2,665,457
Cash payments for purchased services		(676,317)
Cash payments for claims expense		(2,031,633)
		<hr/>
Net cash (used in) operating activities		(42,493)
		<hr/>
Net decrease in cash and cash equivalents		(42,493)
		<hr/>
Cash and cash equivalents at beginning of year . . .		714,961
Cash and cash equivalents at end of year	\$	672,468
		<hr/> <hr/>
Reconciliation of operating loss to net cash (used in) operating activities:		
Operating loss	\$	(51,130)
Changes in assets and liabilities:		
Increase in accounts payable		191
Increase in claims payable		8,446
		<hr/>
Net cash (used in) operating activities	\$	(42,493)
		<hr/> <hr/>

SEE ACCOMPANYING NOTES TO THE BASIC FINANCIAL STATEMENTS

LOUDONVILLE-PERRYSVILLE EXEMPTED VILLAGE SCHOOL DISTRICT
ASHLAND COUNTY, OHIO

STATEMENT OF FIDUCIARY ASSETS AND LIABILITIES
AGENCY FUNDS
JUNE 30, 2019

	<u>Agency</u>
Assets:	
Equity in pooled cash and cash equivalents. . .	\$ 19,915
	<u>19,915</u>
Liabilities:	
Due to other governments	\$ 632
Due to students.	19,283
	<u>19,915</u>
Total liabilities	\$ 19,915

SEE ACCOMPANYING NOTES TO THE BASIC FINANCIAL STATEMENTS

THIS PAGE INTENTIONALLY LEFT BLANK

**LOUDONVILLE-PERRYSVILLE EXEMPTED VILLAGE SCHOOL DISTRICT
ASHLAND COUNTY, OHIO**

**NOTES TO THE BASIC FINANCIAL STATEMENTS
FOR THE FISCAL YEAR ENDED JUNE 30, 2019**

NOTE 1 - DESCRIPTION OF THE SCHOOL DISTRICT

The Loudonville-Perrysville Exempted Village School District (the “District”) was established for the purpose of exercising the rights and privileges conveyed to it by the constitution and laws of the State of Ohio. The School District is an exempted village school district as defined by Section 3311.04 of the Ohio Revised Code. The District operates under an elected Board of Education, consisting of five members, and is responsible for providing public education to residents of the School District. The District employs 55 non-certified and 90 certified full-time and part-time employees to provide services to 1,100 students.

NOTE 2 - SUMMARY OF SIGNIFICANT ACCOUNTING POLICIES

The basic financial statements of the District have been prepared in conformity with accounting principles generally accepted in the United States of America (GAAP) as applied to governmental units. The Governmental Accounting Standards Board (GASB) is the accepted standard-setting body for establishing governmental accounting and financial reporting principles. The District’s significant accounting policies are described below.

A. Reporting Entity

The reporting entity has been defined in accordance with GASB Statement No. 14, “The Financial Reporting Entity” as amended by GASB Statement No. 39, “Determining Whether Certain Organizations Are Component Units” and GASB Statement No. 61, “The Financial Reporting Entity: Omnibus an Amendment of GASB Statements No. 14 and No. 34”. The reporting entity is composed of the primary government and component units. The primary government consists of all funds, departments, boards and agencies that are not legally separate from the District. For the District, this includes general operations, food service, and student related activities of the District.

Component units are legally separate organizations for which the District is financially accountable. The District is financially accountable for an organization if the District appoints a voting majority of the organization’s Governing Board and (1) the District is able to significantly influence the programs or services performed or provided by the organization; or (2) the District is legally entitled to or can otherwise access the organization’s resources; or (3) the District is legally obligated or has otherwise assumed the responsibility to finance the deficits of, or provide financial support to, the organization; or (4) the District is obligated for the debt of the organization. Component units may also include organizations that are fiscally dependent on the District in that the District approves the budget, the issuance of debt or the levying of taxes. Certain organizations are also included as component units if the nature and significance of the relationship between the primary government and the organization is such that exclusion by the primary government would render the primary government’s financial statements incomplete or misleading. Based upon the application of these criteria, the District has no component units. The basic financial statements of the reporting entity include only those of the District (the primary government).

**LOUDONVILLE-PERRYSVILLE EXEMPTED VILLAGE SCHOOL DISTRICT
ASHLAND COUNTY, OHIO**

NOTES TO THE BASIC FINANCIAL STATEMENTS
FOR THE FISCAL YEAR ENDED JUNE 30, 2019

NOTE 2 - SUMMARY OF SIGNIFICANT ACCOUNTING POLICIES - (Continued)

The following organizations are described due to their relationship to the District.

JOINTLY GOVERNED ORGANIZATIONS

Tri-County Computer Service Association

The Tri-County Computer Service Association (TCCSA) is a jointly governed organization comprised of 20 school districts. The jointly governed organization was formed for the purpose of applying modern technology with the aid of computers and other electronic technology for administrative and instructional functions for member school districts. Each of the governments of these school districts supports TCCSA based on a per pupil charge dependent upon the software package utilized. The TCCSA assembly consists of a superintendent or designated representative from each participating school district and a representative from the fiscal agent. TCCSA is governed by a Board of Directors chosen from the general membership of the TCCSA assembly. The Board of Directors consists of a representative from the fiscal agent, the chairman of each operating committee, and at least an assembly member from each county from which participating school districts are located. Financial information can be obtained by contacting the Treasurer at TCCSA, located in Wooster, Ohio. During the year ended June 30, 2019, the District paid \$66,438 to TCCSA for basic service charges.

Ashland County - West Holmes Career Center

The Ashland County-West Holmes Career Center (the "Career Center"), a joint vocational school established by the Ohio Revised Code, is a jointly governed organization providing vocational services to its eleven-member school districts. The Career Center is governed by a Board of Education comprised of eleven members appointed by the participating schools. The Board controls the financial activity of the Career Center and reports to the Ohio Department of Education and the Auditor of the State of Ohio. The continued existence of the Career Center is not dependent on the District's continued participation and no measurable equity interest exists.

RELATED ORGANIZATION

The Loudonville Public Library

The Loudonville Public Library (the "Library") is a related organization to the District. The School Board members are responsible for appointing all the trustees of the Library; however, the school board cannot influence the Library's operation, nor does the Library represent a potential financial benefit or burden to the District. The District serves in a ministerial capacity as the taxing authority for the Library. Once the Library determines to present a levy to the voters, including the determination of the rate and duration, the District must place the levy on the ballot. The Library may not issue debt and determines its own budget. The Library did not receive any funding from the District during fiscal year 2019.

School of Ohio Risk Sharing Authority

The District also participates in the Schools of Ohio Risk Sharing Authority Board (SORSA), an insurance purchasing pool. SORSA's business affairs are conducted by a nine-member Board of directors consisting of a President, Vice President, Secretary, Treasurer and five delegates. SORSA was created to provide joint self-insurance coverage and to assist members to prevent and reduce losses and injuries to the District's property and person. It is intended to provide liability and property insurance at reduced premiums for the participants. SORSA is organized as a nonprofit corporation under provisions of Ohio Revised Code 2744.

**LOUDONVILLE-PERRYSVILLE EXEMPTED VILLAGE SCHOOL DISTRICT
ASHLAND COUNTY, OHIO**

NOTES TO THE BASIC FINANCIAL STATEMENTS
FOR THE FISCAL YEAR ENDED JUNE 30, 2019

NOTE 2 - SUMMARY OF SIGNIFICANT ACCOUNTING POLICIES - (Continued)

B. Fund Accounting

The District uses funds to maintain its financial records during the year. A fund is defined as a fiscal and accounting entity with a self balancing set of accounts. There are three categories of funds: governmental, proprietary and fiduciary.

GOVERNMENTAL FUNDS

Governmental funds are those through which most governmental functions typically are financed. Governmental fund reporting focuses on the sources, uses and balances of current financial resources. Expendable assets are assigned to the various governmental funds according to the purposes for which they may or must be used. Current liabilities are assigned to the fund from which they will be paid. The difference between governmental fund assets and liabilities and deferred inflows of resources is reported as fund balance. The following is the District's major governmental fund:

General fund - The general fund is used to account for and report all financial resources not accounted for and reported in another fund. The general fund balance is available for any purpose provided it is expended or transferred according to the general laws of Ohio.

Other governmental funds of the District are used to account for (a) financial resources that are restricted, committed, or assigned to expenditures for capital outlays including the acquisition of construction of capital facilities and other capital assets and (b) specific revenue sources that are restricted or committed to an expenditure for specified purposes other than debt service or capital projects.

PROPRIETARY FUND

Proprietary funds are used to account for the District's ongoing activities which are similar to those often found in the private sector. The District has no enterprise funds. The following is a description of the District's internal service fund:

Internal service fund - The internal service fund is used to account for the financing of goods or services provided by one department or agency to other departments or agencies of the District, or to other governments, on a cost-reimbursement basis. The only internal service fund of the District accounts for a self-insurance program which provides medical/surgical, dental and vision benefits to employees.

FIDUCIARY FUNDS

Fiduciary fund reporting focuses on net position and changes in net position. The fiduciary fund category is split into four classifications: pension trust funds, investment trust funds, private-purpose trust funds and agency funds. Trust funds are used to account for assets held by the District under a trust agreement for individuals, private organizations, or other governments and are therefore not available to support the District's own programs. Agency funds are custodial in nature (assets equal net position) and do not involve measurement of results of operations. The District's agency funds account for resources belonging to the student bodies of the various schools and for monies collected on behalf of and disbursed to the Ohio High School Athletic Association.

**LOUDONVILLE-PERRYSVILLE EXEMPTED VILLAGE SCHOOL DISTRICT
ASHLAND COUNTY, OHIO**

NOTES TO THE BASIC FINANCIAL STATEMENTS
FOR THE FISCAL YEAR ENDED JUNE 30, 2019

NOTE 2 - SUMMARY OF SIGNIFICANT ACCOUNTING POLICIES - (Continued)

C. Basis of Presentation and Measurement Focus

Government-Wide Financial Statements - The statement of net position and the statement of activities display information about the District as a whole. These statements include the financial activities of the primary government, except for fiduciary funds. Internal service fund operating activity is eliminated to avoid overstatement of revenues and expenses.

The government-wide statement of activities presents a comparison between direct expenses and program revenues for each function or program of the governmental activities of the District. Direct expenses are those that are specifically associated with a service, program or department and therefore clearly identifiable to a particular function. Program revenues include amounts paid by the recipient of goods or services offered by the program and grants and contributions that are restricted to meeting the operational or capital requirements of a particular program. Revenues not classified as program revenues are presented as general revenues of the District.

The government-wide financial statements are prepared using the economic resources measurement focus. All assets and deferred outflows of resources and all liabilities and deferred inflows of resources associated with the operation of the District are included on the statement of net position.

Fund Financial Statements - Fund financial statements report detailed information about the District. The focus of governmental fund financial statements is on major funds rather than reporting funds by type. Each major fund is presented in a separate column, and all nonmajor funds are aggregated into one column. The internal service fund is presented in a single column on the face of the proprietary fund statements. Fiduciary funds are reported by fund type.

All governmental funds are accounted for using a flow of current financial resources measurement focus. With this measurement focus, only current assets and deferred outflows of resources and current liabilities and deferred inflows of resources generally are included on the balance sheet. The statement of revenues, expenditures and changes in fund balances reports on the sources (i.e., revenues and other financing sources) and uses (i.e., expenditures and other financing uses) of current financial resources. This approach differs from the manner in which the governmental activities of the government-wide financial statements are prepared. Governmental fund financial statements therefore include a reconciliation with brief explanations to better identify the relationship between the government-wide statements and the statements for governmental funds.

Like the government-wide statements, the internal service fund is accounted for on a flow of economic resources measurement focus. All assets and all liabilities associated with the operation of this fund are included on the statement of fund net position. The statement of changes in fund net position presents increases (i.e., revenues) and decreases (i.e., expenses) in net position. The statement of cash flows provides information about how the District finances and meets the cash flow needs of its proprietary activity.

Proprietary funds distinguish operating revenues and expenses from nonoperating items. Operating revenues and expenses generally result from providing services and producing and delivering goods in connection with a proprietary fund's principal ongoing operation. The principal operating revenue of the District's internal service fund is charges for services. Operating expenses for the internal service fund include claims and administrative expenses. All revenues and expenses not meeting this definition are reported as nonoperating revenues and expenses.

**LOUDONVILLE-PERRYSVILLE EXEMPTED VILLAGE SCHOOL DISTRICT
ASHLAND COUNTY, OHIO**

**NOTES TO THE BASIC FINANCIAL STATEMENTS
FOR THE FISCAL YEAR ENDED JUNE 30, 2019**

NOTE 2 - SUMMARY OF SIGNIFICANT ACCOUNTING POLICIES - (Continued)

Agency funds do not report a measurement focus as they do not report operations.

D. Basis of Accounting

Basis of accounting determines when transactions are recorded in the financial records and reported on the financial statements. Government-wide financial statements are prepared using the accrual basis of accounting. Governmental funds use the modified accrual basis of accounting. Proprietary and fiduciary funds also use the accrual basis of accounting.

Revenues - Exchange and Nonexchange Transactions - Revenue resulting from exchange transactions, in which each party gives and receives essentially equal value, is recorded on the accrual basis when the exchange takes place. On a modified accrual basis, revenue is recorded in the fiscal year in which the resources are measurable and become available. Available means that the resources will be collected within the current fiscal year or are expected to be collected soon enough thereafter to be used to pay liabilities of the current fiscal year. For the District, available means expected to be received within sixty days of fiscal year end.

Nonexchange transactions, in which the District receives value without directly giving equal value in return, include property taxes, income taxes, grants, entitlements and donations. On an accrual basis, revenue from property taxes is recognized in the fiscal year for which the taxes are levied (See Note 6).

Revenue from grants, entitlements and donations is recognized in the fiscal year in which all eligibility requirements have been satisfied. Eligibility requirements include timing requirements, which specify the year when the resources are required to be used or the fiscal year when use is first permitted, matching requirements, in which the District must provide local resources to be used for a specified purpose and expenditure requirements, in which the resources are provided to the District on a reimbursement basis. On a modified accrual basis, revenue from nonexchange transactions must also be available before it can be recognized.

Under the modified accrual basis, the following revenue sources are considered to be both measurable and available at fiscal year end: property taxes available as an advance, income taxes, interest, tuition, grants, student fees and rentals.

Deferred Outflows of Resources and Deferred Inflows of Resources - In addition to assets, the government-wide statement of net position will report a separate section for deferred outflows of resources. Deferred outflows of resources represent a consumption of net position that applies to a future period and will not be recognized as an outflow of resources (expense/expenditure) until then. For the District, See Notes 13 and 14 for deferred outflows of resources related the District's net pension liability and net OPEB liability/asset, respectively.

**LOUDONVILLE-PERRYSVILLE EXEMPTED VILLAGE SCHOOL DISTRICT
ASHLAND COUNTY, OHIO**

**NOTES TO THE BASIC FINANCIAL STATEMENTS
FOR THE FISCAL YEAR ENDED JUNE 30, 2019**

NOTE 2 - SUMMARY OF SIGNIFICANT ACCOUNTING POLICIES - (Continued)

In addition to liabilities, both the government-wide statement of net position and the governmental fund financial statements report a separate section for deferred inflows of resources. Deferred inflows of resources represent an acquisition of net position that applies to a future period and will not be recognized as an inflow of resources (revenue) until that time. For the District, deferred inflows of resources include property taxes and unavailable revenue. Property taxes represent amounts for which there is an enforceable legal claim as of June 30, 2019, but which were levied to finance fiscal year 2020 operations. These amounts have been recorded as a deferred inflow of resources on both the government-wide statement of net position and the governmental fund financial statements. Unavailable revenue is reported only on the governmental funds balance sheet and represents receivables which will not be collected within the available period. For the District unavailable revenue includes, but is not limited to, delinquent property taxes and intergovernmental grants. These amounts are deferred and recognized as an inflow of resources in the period the amounts become available.

For the District, see Notes 13 and 14 for deferred inflows of resources related to the District's net pension liability and net OPEB liability/asset, respectively. This deferred inflow of resources is only reported on the government-wide statement of net position.

Expenses/Expenditures - On the accrual basis of accounting, expenses are recognized at the time they are incurred. The entitlement value of donated commodities used during the year is reported in the statement of revenues, expenditures and changes in fund balances as an expenditure with a like amount reported as intergovernmental revenue.

The measurement focus of governmental fund accounting is on decreases in net financial resources (expenditures) rather than expenses. Expenditures are generally recognized in the accounting period in which the related fund liability is incurred, if measurable. Allocations of cost, such as depreciation and amortization, are not recognized in governmental funds.

E. Budgets

All funds, other than agency funds, are legally required to be budgeted and appropriated. The major documents prepared are the tax budget, the appropriation resolution and the certificate of estimated resources, which are prepared on the budgetary basis of accounting. The tax budget demonstrates a need for existing or increased tax rates. The certificate of estimated resources establishes a limit on the amounts the Board of Education may appropriate. The appropriation resolution is the Board's authorization to spend resources and sets annual limits on expenditures plus encumbrances at a level of control selected by the Board. The legal level of budgetary control has been established by the Board of Education at the fund level for all funds. The treasurer has been given the authority to allocate Board appropriations to the function and object levels within each fund. Although the legal level of budgetary control was established at the fund level of expenditures, the District has elected to present the general fund budgetary statement comparison at the fund and function level.

The certificate of estimated resources may be amended during the year if projected increases or decreases in revenue are identified by the District Treasurer. The amounts reported as the original budgeted amounts in the budgetary statements reflect the amounts in the certificate of estimated resources when the original appropriations were adopted. The amounts reported as the final budgeted amounts in the budgetary statements reflect the amounts in the final certificate of estimated resources in effect when the final appropriations were passed.

**LOUDONVILLE-PERRYSVILLE EXEMPTED VILLAGE SCHOOL DISTRICT
ASHLAND COUNTY, OHIO**

**NOTES TO THE BASIC FINANCIAL STATEMENTS
FOR THE FISCAL YEAR ENDED JUNE 30, 2019**

NOTE 2 - SUMMARY OF SIGNIFICANT ACCOUNTING POLICIES - (Continued)

The appropriation resolution is subject to amendment by the Board throughout the year with the restriction that appropriations may not exceed estimated revenues. The amounts reported as the original budgeted amounts reflect the first appropriation for that fund that covered the entire fiscal year, including amounts automatically carried over from prior years. The amounts reported as the final budgeted amounts in the budgetary statements reflect the final appropriations passed by the Board during the year.

F. Cash and Investments

To improve cash management, cash received by the District is pooled in a central bank account. Monies for all funds are maintained in this pool. Individual fund integrity is maintained through the District's records. Each fund's interest in the pool is presented as "equity in pooled cash and cash equivalents" on the basic financial statements.

During fiscal year 2019, investments were limited to the State Treasury Asset Reserve of Ohio (STAR Ohio), negotiable certificates of deposit (negotiable CDs), and U.S. Government money market mutual funds. Except for investments in STAR Ohio, the District measures investments at fair value which is based on quoted market prices.

During fiscal year 2019, the District invested in STAR Ohio. STAR Ohio is an investment pool managed by the State Treasurer's Office which allows governments within the State to pool their funds for investment purposes. STAR Ohio is not registered with the SEC as an investment company, but has adopted Governmental Accounting Standards Board (GASB), Statement No. 79, "Certain External Investment Pools and Pool Participants." The District measures its investment in STAR Ohio at the net asset value (NAV) per share provided by STAR Ohio. The NAV per share is calculated on an amortized cost basis that provides a NAV per share that approximates fair value.

For fiscal year 2019, there were no limitations or restrictions on any participant withdrawals due to redemption notice periods, liquidity fees, or redemption gates. However, notice must be given 24 hours in advance of all deposits and withdrawals exceeding \$25 million. STAR Ohio reserves the right to limit the transaction to \$100 million, requiring the excess amount to be transacted the following business day(s), but only to the \$100 million limit. All accounts of the participant will be combined for these purposes.

Under existing Ohio statutes, all investment earnings are assigned to the general fund, unless statutorily required to be credited to a specific fund. Interest revenue credited to the general fund during fiscal year 2019 amounted to \$173,371, which includes \$27,179 assigned from other District funds.

For presentation on the basic financial statements, investments of the cash management pool and investments with original maturities of three months or less at the time they are purchased by the District are considered to be cash equivalents. Investments with an initial maturity of more than three months are reported as investments.

An analysis of the District's investment account at year end is provided in Note 4.

**LOUDONVILLE-PERRYSVILLE EXEMPTED VILLAGE SCHOOL DISTRICT
ASHLAND COUNTY, OHIO**

NOTES TO THE BASIC FINANCIAL STATEMENTS
FOR THE FISCAL YEAR ENDED JUNE 30, 2019

NOTE 2 - SUMMARY OF SIGNIFICANT ACCOUNTING POLICIES - (Continued)

G. Inventory

On government-wide and fund financial statements, purchased inventories are presented at the lower of cost or market and donated commodities are presented at their entitlement value. Inventories are recorded on a first-in, first-out basis and are expensed when used. Inventories are accounted for using the consumption method.

Inventory consists of donated food and purchased food held for resale.

H. Capital Assets

General capital assets are those assets not specifically related to activities reported in the proprietary fund. These assets generally result from expenditures in the governmental funds. These assets are reported in the governmental activities column of the government-wide statement of net position, but are not reported in the fund financial statements.

All capital assets are capitalized at cost (or estimated historical cost) and updated for additions and retirements during the year. Donated capital assets are recorded at their acquisition values as of the date received. The District maintains a capitalization threshold of \$1,000. Improvements are capitalized; the costs of normal maintenance and repairs that do not add to the value of the asset or materially extend an asset's life are not. The District does not possess infrastructure.

All reported capital assets except land are depreciated. Improvements are depreciated over the remaining useful lives of the related capital assets. Depreciation is computed using the straight-line method over the following useful lives:

Description	Governmental Activities <u>Estimated Lives</u>
Buildings and improvements	10 - 45 years
Furniture and equipment	10 years
Vehicles	5 - 10 years

I. Compensated Absences

Vacation benefits are accrued as a liability as the benefits are earned if the employees' rights to receive compensation are attributable to services already rendered and it is probable that the employer will compensate the employees for the benefits through paid time off or some other means.

Sick leave benefits are accrued as a liability using the termination method. An accrual for earned sick leave is made to the extent that it is probable that benefits will result in termination payments. The liability is an estimate based on the District's past experience of making termination payments.

The entire compensated absence liability is reported on the government-wide financial statements.

**LOUDONVILLE-PERRYSVILLE EXEMPTED VILLAGE SCHOOL DISTRICT
ASHLAND COUNTY, OHIO**

NOTES TO THE BASIC FINANCIAL STATEMENTS
FOR THE FISCAL YEAR ENDED JUNE 30, 2019

NOTE 2 - SUMMARY OF SIGNIFICANT ACCOUNTING POLICIES - (Continued)

For governmental fund financial statements, the current portion of unpaid compensated absences is the amount expected to be paid using expendable available resources. These amounts are recorded in the account "compensated absences payable" in the fund from which the employees who have accumulated unpaid leave are paid. The noncurrent portion of the liability is not reported.

J. Accrued Liabilities and Long-Term Obligations

All payables, accrued liabilities, and long-term obligations are reported in the government-wide financial statements, and all payables, accrued liabilities and long-term obligations payable from the internal service fund are reported on the proprietary fund financial statements.

In general, governmental fund payables and accrued liabilities that, once incurred, are paid in a timely manner and in full from current financial resources are reported as obligations of the funds. However, claims and judgments and compensated absences that will be paid from governmental funds are reported as a liability in the fund financial statements only to the extent that they are due for payment during the current year. Loans and capital leases are recognized as a liability on the fund financial statements when due. Net pension/OPEB liability should be recognized in the governmental funds to the extent that benefit payments are due and payable and the pension/OPEB plan's fiduciary net position is not sufficient for payment of those benefits.

K. Fund Balance

Fund balance is divided into five classifications based primarily on the extent to which the District is bound to observe constraints imposed upon the use of the resources in the governmental funds. The classifications are as follows:

Nonspendable - The nonspendable fund balance classification includes amounts that cannot be spent because they are not in spendable form or legally required to be maintained intact. The "not in spendable form" criterion includes items that are not expected to be converted to cash. It also includes the long-term amount of loans receivable.

Restricted - Fund balance is reported as restricted when constraints are placed on the use of resources that are either externally imposed by creditors (such as through debt covenants), grantors, contributors, or laws or regulations of other governments, or imposed by law through constitutional provisions or enabling legislation.

Committed - The committed fund balance classification includes amounts that can be used only for the specific purposes imposed by a formal action (resolution) of the District Board of Education (the highest level of decision-making authority). Those committed amounts cannot be used for any other purpose unless the District Board of Education removes or changes the specified use by taking the same type of action (resolution) it employed to previously commit those amounts. Committed fund balance also incorporates contractual obligations to the extent that existing resources in the fund have been specifically committed for use in satisfying those contractual requirements.

**LOUDONVILLE-PERRYSVILLE EXEMPTED VILLAGE SCHOOL DISTRICT
ASHLAND COUNTY, OHIO**

**NOTES TO THE BASIC FINANCIAL STATEMENTS
FOR THE FISCAL YEAR ENDED JUNE 30, 2019**

NOTE 2 - SUMMARY OF SIGNIFICANT ACCOUNTING POLICIES - (Continued)

Assigned - Amounts in the assigned fund balance classification are intended to be used by the District for specific purposes but do not meet the criteria to be classified as restricted nor committed. In governmental funds other than the general fund, assigned fund balance represents the remaining amount that is not restricted or committed. In the general fund, assigned amounts represent intended uses established by policies of the District Board of Education, which includes giving the Treasurer the authority to constrain monies for intended purposes.

Unassigned - Unassigned fund balance is the residual classification for the general fund and includes all spendable amounts not contained in the other classifications. In other governmental funds, the unassigned classification is only used to report a deficit fund balance resulting from overspending for specific purposes for which amounts had been restricted, committed, or assigned.

The District applies restricted resources first when expenditures are incurred for purposes for which restricted and unrestricted (committed, assigned, and unassigned) fund balance is available. Similarly, within unrestricted fund balance, committed amounts are reduced first followed by assigned, and then unassigned amounts when expenditures are incurred for purposes for which amounts in any of the unrestricted fund balance classifications could be used.

L. Net Position

Net position represents the difference between assets and deferred outflows and liabilities and deferred inflows. The net position component “net investment in capital assets,” consists of capital assets, net of accumulated depreciation, reduced by the outstanding balances of any borrowing used for the acquisition, construction or improvement of those assets. Deferred outflows of resources and deferred inflows of resources that are attributable to the acquisition, construction or improvement of those assets or related debt also should be included in this component of net position. Net position is reported as restricted when there are limitations imposed on its use either through the enabling legislation adopted by the District or through external restrictions imposed by creditors, grantors or laws or regulations of other governments. The amount restricted for other purposes represents amounts restricted for scholarship and trust funds.

The District applies restricted resources first when an expense is incurred for purposes for which both restricted and unrestricted net position is available.

M. Prepayments

Certain payments to vendors reflect the costs applicable to future accounting periods and are recorded as prepaid items in both government-wide and fund financial statements. These items are reported as assets on the balance sheet using the consumption method. A current asset for the prepaid amounts is recorded at the time of the purchase and the expenditure/expense is reported in the year in which services are consumed.

N. Estimates

The preparation of the basic financial statements in conformity with GAAP requires management to make estimates and assumptions that affect the amounts reported in the basic financial statements and accompanying notes. Actual results may differ from those estimates.

**LOUDONVILLE-PERRYSVILLE EXEMPTED VILLAGE SCHOOL DISTRICT
ASHLAND COUNTY, OHIO**

**NOTES TO THE BASIC FINANCIAL STATEMENTS
FOR THE FISCAL YEAR ENDED JUNE 30, 2019**

NOTE 2 - SUMMARY OF SIGNIFICANT ACCOUNTING POLICIES - (Continued)

O. Interfund Activity

Exchange transactions between funds are reported as revenues in the seller funds and as expenditures/expenses in the purchaser funds. Flows of cash or goods from one fund to another without a requirement for repayment are reported as interfund transfers. Interfund transfers are reported as other financing sources/uses in governmental funds and after nonoperating revenues/expenses in proprietary fund. Repayments from funds responsible for particular expenditures/expenses to the funds that initially paid for them are not presented on the basic financial statements.

P. Pensions/Other Postemployment Benefits (OPEB)

For purposes of measuring the net pension/OPEB liability, net OPEB asset, deferred outflows of resources and deferred inflows of resources related pensions/OPEB, and pension/OPEB expense, information about the fiduciary net position of the pension/OPEB plans and additions to/deductions from their fiduciary net position have been determined on the same basis as they are reported by the pension/OPEB plan. For this purpose, benefit payments (including refunds of employee contributions) are recognized when due and payable in accordance with the benefit terms. The pension/OPEB plans report investments at fair value.

Q. Extraordinary and Special Items

Extraordinary items are transactions or events that are both unusual in nature and infrequent in occurrence. Special items are transactions or events that are within the control of the Board of Education and that are either unusual in nature or infrequent in occurrence. Neither type of transaction occurred during fiscal year 2019.

R. Interfund Balances

On fund financial statements, receivables and payables resulting from short-term interfund loans are classified as "interfund loans receivable/payable." Interfund loans that are used to cover negative cash balances are classified as "due to/from other funds". These amounts are eliminated in the governmental activities column on the statement of net position.

S. Fair Value Measurement

The District categorizes its fair value measurements within the fair value hierarchy established by generally accepted accounting principles. The hierarchy is based on the valuation inputs used to measure the fair value of the asset. Level 1 inputs are quoted prices in active markets for identical assets; Level 2 inputs are significant other observable inputs; Level 3 inputs are significant unobservable inputs.

**LOUDONVILLE-PERRYSVILLE EXEMPTED VILLAGE SCHOOL DISTRICT
ASHLAND COUNTY, OHIO**

NOTES TO THE BASIC FINANCIAL STATEMENTS
FOR THE FISCAL YEAR ENDED JUNE 30, 2019

NOTE 3 - ACCOUNTABILITY AND COMPLIANCE

A. Change in Accounting Principles

For fiscal year 2019, the District has implemented GASB Statement No. 83, “Certain Asset Retirement Obligations” and GASB Statement No. 88, “Certain Disclosures Related to Debt, Including Direct Borrowings and Direct Placements”.

GASB Statement No. 83 addresses accounting and financial reporting for certain asset retirement obligations (AROs). An ARO is a legally enforceable liability associated with the retirement of a tangible capital asset. A government that has legal obligations to perform future asset retirement activities related to its tangible capital assets should recognize a liability. The implementation of GASB Statement No. 83 did not have an effect on the financial statements of the District.

GASB Statement No. 88 improves the information that is disclosed in notes to the basic financial statements related to debt, including direct borrowings and direct placements. It also clarifies which liabilities governments should include when disclosing information related to debt. The implementation of GASB Statement No. 88 did not have an effect on the financial statements of the District.

B. Deficit Fund Balances

Fund balances at June 30, 2019 included the following individual fund deficits:

<u>Nonmajor funds</u>	<u>Deficit</u>
Food Service	\$ 6,830
IDEA Part B	33,832
Title I	23,327
Improving Teacher Quality	6,991
Miscellaneous Federal Grants	1,775

The general fund is liable for any deficit in these funds and provides transfers when cash is required, not when accruals occur. The deficit fund balances resulted from adjustments for accrued liabilities.

NOTE 4 - DEPOSITS AND INVESTMENTS

State statutes classify monies held by the District into three categories.

Active deposits are public deposits necessary to meet current demands on the treasury. Such monies must be maintained either as cash in the District treasury, in commercial accounts payable or withdrawable on demand, including negotiable order of withdrawal (NOW) accounts, or in money market deposit accounts.

Inactive deposits are public deposits that the Board of Education has identified as not required for use within the current five-year period of designation of depositories. Inactive deposits must either be evidenced by certificates of deposit maturing not later than the end of the current period of designation of depositories, or by savings or deposit accounts including, but not limited to, passbook accounts.

Interim deposits are deposits of interim monies. Interim monies are those monies which are not needed for immediate use, but which will be needed before the end of the current period of designation of depositories.

**LOUDONVILLE-PERRYSVILLE EXEMPTED VILLAGE SCHOOL DISTRICT
ASHLAND COUNTY, OHIO**

**NOTES TO THE BASIC FINANCIAL STATEMENTS
FOR THE FISCAL YEAR ENDED JUNE 30, 2019**

NOTE 4 - DEPOSITS AND INVESTMENTS - (Continued)

Interim deposits must be evidenced by time certificates of deposit maturing not more than one year from the date of deposit or by savings or deposit accounts including passbook accounts.

Interim monies may be deposited or invested in the following securities:

1. United States Treasury Notes, Bills, Bonds, or any other obligation or security issued by the United States Treasury or any other obligation guaranteed as to principal and interest by the United States;
2. Bonds, notes, debentures, or any other obligations or securities issued by any federal government agency or instrumentality, including, but not limited to, the Federal National Mortgage Association, Federal Home Loan Bank, Federal Farm Credit Bank, Federal Home Loan Mortgage Corporation, Government National Mortgage Association, and Student Loan Marketing Association. All federal agency securities shall be direct issuances of federal government agencies or instrumentalities;
3. Written repurchase agreements in the securities listed above provided that the fair value of the securities subject to the repurchase agreement must exceed the principal value of the agreement by at least two percent and be marked to market daily, and that the term of the agreement must not exceed thirty days;
4. Bonds and other obligations of the State of Ohio;
5. No-load money market mutual funds consisting exclusively of obligations described in items (1) and (2) above and repurchase agreements secured by such obligations, provided that investments in securities described in this division are made only through eligible institutions;
6. The State Treasurer's investment pool, the State Treasury Asset Reserve of Ohio (STAR Ohio);
7. Certain banker's acceptance and commercial paper notes for a period not to exceed one-hundred-eighty days and two-hundred-seventy days, respectively, from the purchase date in an amount not to exceed forty percent of the interim monies available for investment at any one time; and,
8. Under limited circumstances, corporate debt interests rated in either of the two highest classifications by at least two nationally recognized rating agencies.

Protection of the District's deposits is provided by the Federal Deposit Insurance Corporation (FDIC), by eligible securities pledged by the financial institution as security for repayment, or by the financial institutions participation in the Ohio Pooled Collateral System, a collateral pool of eligible securities deposited with a qualified trustee and pledged to the Treasurer of State to secure the repayment of all public monies deposited in the financial institution.

Investments in stripped principal or interest obligations, reverse repurchase agreements and derivatives are prohibited. The issuance of taxable notes for the purpose of arbitrage, the use of leverage and short selling are also prohibited. An investment must mature within five years from the date of purchase unless matched to a specific obligation or debt of the District and must be purchased with the expectation that it will be held to maturity. Investments may only be made through specified dealers and institutions. Payment for investments may be made only upon delivery of the securities representing the investments to the Treasurer or, if the securities are not represented by a certificate, upon receipt of confirmation of transfer from the custodian.

**LOUDONVILLE-PERRYSVILLE EXEMPTED VILLAGE SCHOOL DISTRICT
ASHLAND COUNTY, OHIO**

NOTES TO THE BASIC FINANCIAL STATEMENTS
FOR THE FISCAL YEAR ENDED JUNE 30, 2019

NOTE 4 - DEPOSITS AND INVESTMENTS - (Continued)

A. Deposits with Financial Institutions

At June 30, 2019, the carrying amount of all District deposits was \$3,854,351 and the bank balance of all District deposits was \$3,929,838. Of the bank balance, \$250,000 was covered by the FDIC and \$3,679,838 was potentially exposed to custodial credit risk discussed below because those deposits were uninsured and could be uncollateralized.

Custodial credit risk is the risk that, in the event of bank failure, the District will not be able to recover deposits or collateral securities that are in the possession of an outside party. The District has no deposit policy for custodial credit risk beyond the requirements of State statute. Ohio law requires that deposits either be insured or protected by (1) eligible securities pledged to the District and deposited with a qualified trustee by the financial institution as security for repayment whose fair value at all times shall be at least 105 percent of the deposits being secured, or (2) participation in the Ohio Pooled Collateral System (OPCS), a collateral pool of eligible securities deposited with a qualified trustee and pledged to the Treasurer of State to secure the repayment of all public monies deposited in the financial institution. OPCS requires the total fair value of the securities pledged to be 102 percent of the deposits being secured or a rate set by the Treasurer of State. For 2019, the District's financial institution pledged eligible securities to the District whose fair value was 105 percent of the deposits being secured. Although all statutory requirements for the deposit of money had been followed, noncompliance with Federal requirements could potentially subject the District to a successful claim by the FDIC.

B. Investments

As of June 30, 2019, the District had the following investments and maturities:

Measurement/ Investment type	Measurement Amount	Investment Maturities			
		6 months or less	7 to 12 months	13 to 18 months	Greater than 24 months
<i>Fair Value:</i>					
Negotiable CDs	\$ 1,573,612	\$ 327,455	\$ 750,492	\$ 246,588	\$ 249,077
U.S. government money market mutual fund	54,762	54,762	-	-	-
<i>Amortized Cost:</i>					
STAR Ohio	<u>2,523,624</u>	<u>2,523,624</u>	<u>-</u>	<u>-</u>	<u>-</u>
Total	<u>\$ 4,151,998</u>	<u>\$ 2,905,841</u>	<u>\$ 750,492</u>	<u>\$ 246,588</u>	<u>\$ 249,077</u>

The District's investments in U.S. Government money market mutual funds are valued using quoted market prices in active markets (Level 1 inputs). The District's investments in negotiable CDs are valued using quoted market prices that are not considered to be active, dealer quotations or alternative pricing sources for similar assets or liabilities for which all significant inputs are observable, either directly or indirectly (Level 2 inputs).

Interest Rate Risk: As a means of limiting its exposure to fair value losses arising from rising interest rates and according to State law, the District's investment policy limits investment portfolio maturities to five years or less.

**LOUDONVILLE-PERRYSVILLE EXEMPTED VILLAGE SCHOOL DISTRICT
ASHLAND COUNTY, OHIO**

NOTES TO THE BASIC FINANCIAL STATEMENTS
FOR THE FISCAL YEAR ENDED JUNE 30, 2019

NOTE 4 - DEPOSITS AND INVESTMENTS - (Continued)

Credit Risk: Standard & Poor's has assigned STAR Ohio and the U.S. government money market mutual fund an AAAM money market rating. Ohio law requires that STAR Ohio maintain the highest rating provided by at least one nationally recognized standard rating service. The negotiable CD's are not rated but are fully insured by the FDIC.

Custodial Credit Risk: For an investment, custodial credit risk is the risk that, in the event of the failure of the counterparty, the District will not be able to recover the value of its investments or collateral securities that are in the possession of an outside party. The District has no investment policy dealing with investment custodial risk beyond the requirement in State statute that prohibits payment for investments prior to the delivery of the securities representing such investments to the Treasurer or qualified trustee.

Concentration of Credit Risk: The District places no limit on the amount that may be invested in any one issuer. The following table includes the percentage of each investment type held by the District at June 30, 2019:

<u>Measurement/ Investment type</u>	<u>Measurement Amount</u>	<u>% to Total</u>
<i>Fair Value:</i>		
Negotiable CDs	\$ 1,573,612	37.90
U.S. government money market mutual fund	54,762	1.32
<i>Amortized Cost:</i>		
STAR Ohio	<u>2,523,624</u>	<u>60.78</u>
Total	<u>\$ 4,151,998</u>	<u>100.00</u>

C. Reconciliation of Cash and Investments to the Statement of Net Position

The following is a reconciliation of cash and investments as reported in the note above to cash and investments as reported on the statement of net position as of June 30, 2019:

<u>Cash and investments per note</u>	
Carrying amount of deposits	\$ 3,854,351
Investments	<u>4,151,998</u>
Total	<u>\$ 8,006,349</u>
<u>Cash and investments per statement of net position</u>	
Governmental activities	\$ 7,986,434
Agency fund	<u>19,915</u>
Total	<u>\$ 8,006,349</u>

**LOUDONVILLE-PERRYSVILLE EXEMPTED VILLAGE SCHOOL DISTRICT
ASHLAND COUNTY, OHIO**

NOTES TO THE BASIC FINANCIAL STATEMENTS
FOR THE FISCAL YEAR ENDED JUNE 30, 2019

NOTE 5 - INTERFUND TRANSACTIONS

- A. Interfund loans to/from other funds consisted of the following at June 30, 2019, as reported on the fund financial statements:

<u>Receivable Fund</u>	<u>Payable Fund</u>	<u>Amount</u>
General fund	Nonmajor governmental fund	<u>\$ 250</u>

The primary purpose of the interfund balances is to cover costs in specific funds where revenues were not received by June 30. These interfund balances will be repaid once the anticipated revenues are received. All interfund balances are expected to be repaid within one year. Interfund balances between governmental funds are eliminated on the government-wide financial statements.

- B. The District had the following amounts report as “due to/from other funds” on the financial statements:

<u>Receivable Fund</u>	<u>Payable Fund</u>	<u>Amount</u>
General fund	Nonmajor governmental fund	<u>\$ 14,471</u>

The primary purpose of the interfund balances is to cover negative cash balances in specific funds where revenues were not received by June 30. These interfund balances will be repaid once the anticipated revenues are received. All interfund balances are expected to be repaid within one year. Amounts due to/from other funds between governmental funds are eliminated on the government-wide financial statements.

NOTE 6 - PROPERTY TAXES

Property taxes are levied and assessed on a calendar year basis while the District fiscal year runs from July through June. First half tax collections are received by the District in the second half of the fiscal year. Second half tax distributions occur in the first half of the following fiscal year.

Property taxes include amounts levied against all real property and public utility property. Real property tax revenues received in calendar year 2019 represent the collection of calendar year 2018 taxes. Real property taxes received in calendar year 2019 were levied after April 1, 2018, on the assessed values as of January 1, 2018, the lien date. Assessed values for real property taxes are established by State statute at 35 percent of appraised fair value. Real property taxes are payable annually or semiannually. If paid annually, payment is due December 31; if paid semiannually, the first payment is due December 31, with the remainder payable by June 20. Under certain circumstances, State statute permits alternate payment dates to be established. Public utility property tax revenues received in calendar year 2019 represent the collection of calendar year 2018 taxes. Public utility real and personal property taxes received in calendar year 2019 became a lien on December 31, 2017, were levied after April 1, 2018, and are collected with real property taxes. Public utility real property is assessed at 35 percent of true value; public utility tangible personal property is currently assessed at varying percentages of true value.

**LOUDONVILLE-PERRYSVILLE EXEMPTED VILLAGE SCHOOL DISTRICT
ASHLAND COUNTY, OHIO**

NOTES TO THE BASIC FINANCIAL STATEMENTS
FOR THE FISCAL YEAR ENDED JUNE 30, 2019

NOTE 6 - PROPERTY TAXES - (Continued)

The District receives property taxes from Ashland, Holmes, Knox and Richland Counties. The County Auditors periodically advances to the District its portion of the taxes collected. Second-half real property tax payments collected by the County by June 30, 2019, are available to finance fiscal year 2018 operations. The amount available as an advance at June 30, 2019 was \$1,733,353 in the general fund and \$86,110 in the permanent improvement fund (a non-major governmental fund). This amount is recorded as revenue. The amount available for advance at June 30, 2018 was \$1,755,390 in the general fund and \$86,502 in the permanent improvement fund (a non-major governmental fund). The amount of second-half real property taxes available for advance at fiscal year-end can vary based on the date the tax bills are sent.

Accrued property taxes receivable includes real property, public utility property and delinquent tangible personal property taxes which are measurable as of June 30, 2019 and for which there is an enforceable legal claim. Although total property tax collections for the next fiscal year are measurable, only the amount of real property taxes available as an advance at June 30 was levied to finance current fiscal year operations and is reported as revenue at fiscal year-end. The portion of the receivable not levied to finance current fiscal year operations is offset by a credit to deferred inflows.

On the accrual basis of accounting, collectible delinquent property taxes have been recorded as a receivable and revenue, while on a modified accrual basis of accounting the revenue has been reported as a deferred inflow.

The assessed values upon which the fiscal year 2019 taxes were collected are:

	2018 Second Half Collections		2019 First Half Collections	
	<u>Amount</u>	<u>Percent</u>	<u>Amount</u>	<u>Percent</u>
Agricultural/residential and other real estate	\$ 163,108,410	86.82	\$ 164,388,420	87.92
Public utility personal	<u>24,765,220</u>	<u>13.18</u>	<u>22,577,710</u>	<u>12.08</u>
Total	<u>\$ 187,873,630</u>	<u>100.00</u>	<u>\$ 186,966,130</u>	<u>100.00</u>
Tax rate per \$1,000 of assessed valuation	\$40.27		\$39.85	

NOTE 7 - INCOME TAXES

The District levies a voted tax of 1.25 percent for general operations on the income of residents and of estates. Employers of residents are required to withhold income tax on compensation and remit the tax to the State. Taxpayers are required to file an annual return. The State makes quarterly distributions to the District after withholding amounts for administrative fees and estimated refunds. During fiscal year 2019, \$2,027,122 of income tax revenue was credited to the general fund.

**LOUDONVILLE-PERRYSVILLE EXEMPTED VILLAGE SCHOOL DISTRICT
ASHLAND COUNTY, OHIO**

NOTES TO THE BASIC FINANCIAL STATEMENTS
FOR THE FISCAL YEAR ENDED JUNE 30, 2019

NOTE 8 - RECEIVABLES

Receivables at June 30, 2019 consisted of taxes, intergovernmental grants and entitlements, and accrued interest. All receivables are considered collectible in full due to the ability to foreclose for the nonpayment of taxes, the stable condition of State programs and the current year guarantee of federal funds. A summary of receivables reported on the statement of net position follows:

Governmental activities:	
Property taxes	\$ 5,583,132
Income taxes	868,507
Intergovernmental	563,829
Accrued interest	<u>9,897</u>
 Total	 <u>\$ 7,025,365</u>

Receivables have been disaggregated on the face of the basic financial statements. All receivables are expected to be collected within the subsequent year.

NOTE 9 - CAPITAL ASSETS

Capital asset activity for the fiscal year ended June 30, 2019, was as follows:

	<u>Balance</u> <u>June 30, 2018</u>	<u>Additions</u>	<u>Deductions</u>	<u>Balance</u> <u>June 30, 2019</u>
Governmental activities:				
<i>Capital assets, not being depreciated:</i>				
Land	\$ 78,472	\$ -	\$ -	\$ 78,472
Total capital assets, not being depreciated	<u>78,472</u>	<u>-</u>	<u>-</u>	<u>78,472</u>
<i>Capital assets, being depreciated:</i>				
Buildings and improvements	7,467,380	229,687	-	7,697,067
Furniture and equipment	1,977,664	72,894	(21,218)	2,029,340
Vehicles	1,660,687	166,237	(225,245)	1,601,679
Total capital assets, being depreciated	<u>11,105,731</u>	<u>468,818</u>	<u>(246,463)</u>	<u>11,328,086</u>
<i>Less: accumulated depreciation:</i>				
Buildings and improvements	(4,927,641)	(210,980)	-	(5,138,621)
Furniture and equipment	(1,545,015)	(81,929)	17,808	(1,609,136)
Vehicles	(1,251,102)	(73,909)	197,748	(1,127,263)
Total accumulated depreciation	<u>(7,723,758)</u>	<u>(366,818)</u>	<u>215,556</u>	<u>(7,875,020)</u>
Governmental activities capital assets, net	<u>\$ 3,460,445</u>	<u>\$ 102,000</u>	<u>\$ (30,907)</u>	<u>\$ 3,531,538</u>

**LOUDONVILLE-PERRYSVILLE EXEMPTED VILLAGE SCHOOL DISTRICT
ASHLAND COUNTY, OHIO**

NOTES TO THE BASIC FINANCIAL STATEMENTS
FOR THE FISCAL YEAR ENDED JUNE 30, 2019

NOTE 9 - CAPITAL ASSETS – (Continued)

Depreciation expense was charged to governmental functions as follows:

<u>Instruction:</u>	
Regular	\$ 146,135
Vocational	744
<u>Support services:</u>	
Pupil	898
Instructional staff	532
Administration	3,609
Fiscal	1,370
Operations and maintenance	77,487
Pupil transportation	79,469
Extracurricular activities	53,302
Food service operations	<u>3,272</u>
Total depreciation expense	<u>\$ 366,818</u>

NOTE 10 - CAPITAL LEASES - LESSEE DISCLOSURE

In prior years, the District entered into capitalized leases for copier and computer equipment. These leases meet the criteria of a capital lease as defined by GASB, which defines a capital lease generally as one which transfers benefits and risks of ownership to the lessee at the conclusion of the lease term.

Capital lease payments have been reclassified and are reflected as debt service expenditures in the financial statements for the governmental funds. These expenditures are reported as program/function expenditures on the budgetary statements. No capital assets were acquired by the computer equipment lease agreement as the individual assets acquired did not exceed the District's threshold for capitalization. Capital assets were acquired by the copier equipment lease agreement and are included in the District's capital assets. Capital assets acquired by lease have been capitalized in the amount of \$114,418, which is equal to the present value of the future minimum lease payments as of the date of their inception. Accumulated depreciation as of June 30, 2019 was \$109,700 leaving a current book value of \$4,718. A corresponding liability was recorded in the statement of net position. Principal payments in the 2019 fiscal year totaled \$16,504.

The following is a schedule of the future long-term minimum lease payments required under the capital lease and the present value of the future minimum lease payments as of June 30, 2019:

<u>Fiscal Year Ending June 30,</u>	<u>Amount</u>
2020	<u>\$ 10,682</u>
Total	10,682
Less: amount representing interest	<u>(283)</u>
Present value of minimum lease payments	<u>\$ 10,399</u>

**LOUDONVILLE-PERRYSVILLE EXEMPTED VILLAGE SCHOOL DISTRICT
ASHLAND COUNTY, OHIO**

NOTES TO THE BASIC FINANCIAL STATEMENTS
FOR THE FISCAL YEAR ENDED JUNE 30, 2019

NOTE 11 - LONG-TERM OBLIGATIONS

- A. During the fiscal year 2019, the following changes occurred in governmental activities long-term obligations.

	Balance Outstanding June 30, 2018	Additions	Reductions	Balance Outstanding June 30, 2019	Amounts Due in One Year
OASBO pool loan	\$ 556,060	\$ -	\$ (86,000)	\$ 470,060	\$ 89,000
Capital lease obligation	26,903	-	(16,504)	10,399	10,399
Net pension liability	15,139,608	62,471	(1,032,749)	14,169,330	-
Net OPEB liability	3,427,373	138,027	(1,957,455)	1,607,945	-
Compensated absences	979,159	51,809	(77,534)	953,434	113,488
Total governmental activities	<u>\$ 20,129,103</u>	<u>\$ 252,307</u>	<u>\$ (3,170,242)</u>	<u>\$ 17,211,168</u>	<u>\$ 212,887</u>

OASBO pool loan – In October 2008, the Board of Education authorized the District to issue a loan through the OASBO Expanded Asset Pooled Financing Program for an amount not to exceed \$1,201,000. This financing has been used to pay for the District’s HB264 program which includes stadium lighting, boiler replacement, building automation systems and lighting upgrades. In November 2008, the contract for the project was awarded to H.E.A.T. Total Facility Solutions, Inc. of Worthington, Ohio in the sum not to exceed \$1,023,000. The loan is scheduled to run through December 1, 2023 and has an interest rate of 4.30%. The loan liability is reflected in the fund which received the proceeds. The loan will be repaid from the general fund. As of June 30, 2019, only \$1,186,000 of the available amount has been received. The District may request additional funding based on project needs. The current schedule does not tie to the balance outstanding due to unrequested funds in the amount of \$14,940.

Fiscal Year Ended,	OASBO Pool Loan		
	Principal	Interest	Total
2020	\$ 89,000	\$ 20,483	\$ 109,483
2021	93,000	16,252	109,252
2022	97,000	11,835	108,835
2023	101,000	7,231	108,231
2024	105,000	2,441	107,441
Total	<u>\$ 485,000</u>	<u>\$ 58,242</u>	<u>\$ 543,242</u>

Capital lease obligations - Capital lease obligations are paid from the general fund . See Note 10 for further information.

Net pension liability - See Note 13 for details. The District pays obligations related to employee compensation from the fund benefitting from their service.

Net OPEB liability/asset - See Note 14 for details. The District pays obligations related to employee compensation from the fund benefitting from their service.

**LOUDONVILLE-PERRYSVILLE EXEMPTED VILLAGE SCHOOL DISTRICT
ASHLAND COUNTY, OHIO**

**NOTES TO THE BASIC FINANCIAL STATEMENTS
FOR THE FISCAL YEAR ENDED JUNE 30, 2019**

NOTE 11 - LONG-TERM OBLIGATIONS – (Continued)

Compensated absences - Compensated absences will be paid from the fund which the employee's salaries are paid which, for the District is primarily the general fund, and the following nonmajor governmental funds: IDEA Part B grants, Title I, improving teacher quality, the food service fund and the mohican youth academy fund.

B. Legal Debt Margin

The Ohio Revised Code provides that voted net general obligation debt of the District shall never exceed 9% of the total assessed valuation of the District. The code further provides that unvoted indebtedness shall not exceed 1/10 of 1% of the property valuation of the District. The code additionally states that unvoted indebtedness related to energy conservation debt shall not exceed 9/10 of 1% of the property valuation of the District. The assessed valuation used in determining the District's legal debt margin has been modified by House Bill 530 which became effective March 30, 2006. In accordance with House Bill 530, the assessed valuation used in the District's legal debt margin calculation excluded tangible personal property used in business, telephone or telegraph property, interexchange telecommunications company property, and personal property owned or leased by a railroad company and used in railroad operations. The effects of these debt limitations at June 30, 2019, are a voted debt margin of \$16,826,952 and an unvoted debt margin of \$186,966.

NOTE 12 - RISK MANAGEMENT

A. Comprehensive

The District is exposed to various risks of loss related to torts, theft of, damage to, and destruction of assets, errors and omissions, injuries to employees and natural disasters. Effective August 2006, the District joined the Schools of Ohio Risk Sharing Authority (SORSA) to insure for risks of loss. The District has a comprehensive property and casualty policy; limit is \$39,969,669 aggregate. There is no deductible for any incidents on property and equipment. The District's vehicle insurance policy limit is \$15,000,000 liability/property and \$10,000 medical with no collision deductible. All Board members, administrators and employees are covered under a District liability policy. The limits of this coverage are \$15,000,000 per occurrence and \$15,000,000 per aggregate. Settlements have not exceeded coverage in any of the last three years. There has not been a significant reduction in coverage from the prior year.

B. Fidelity Bond

The Treasurer has a \$75,000 position bond. All other school employees who are responsible for handling funds are covered by a \$100,000 fidelity bond.

C. Workers' Compensation

The District pays the State Workers' Compensation System a premium based on a rate per \$100 of salaries. The District is a member of the Ohio School Compensation Group Retrospective Rating Program. This rate is calculated based on accident history and administrative costs. The group presently consists of over 100 school districts.

**LOUDONVILLE-PERRYSVILLE EXEMPTED VILLAGE SCHOOL DISTRICT
ASHLAND COUNTY, OHIO**

NOTES TO THE BASIC FINANCIAL STATEMENTS
FOR THE FISCAL YEAR ENDED JUNE 30, 2019

NOTE 12 - RISK MANAGEMENT - (Continued)

D. Employee Health Insurance

The District is self insured for its medical/surgical, dental and vision insurance programs, providing our classified staff with one medical plan and our certified staff one medical plan. Premiums are paid into the self-insurance fund and are available to pay claims and administrative costs. A stop-loss insurance contract with a private insurance carrier covers specific liability claims in excess of \$75,000. Aggregate stop-loss claims are covered based on the aggregate stop-loss factor, times total plan population, times twelve months. The Board’s share of the monthly premium follows:

	<u>Single</u>	<u>Family</u>
Certified Plan	\$ 794.00	\$ 1,924.00
Classified Plan	761.00	1,827.00

The claims liability of \$208,999 reported in the internal service fund at June 30, 2019 is based on an estimate provided by the third party administrator and the requirements of GASB Statement No. 10, “Accounting and Financial Reporting for Risk Financing and Related Insurance Issues”, as amended by GASB Statement No. 30, “Risk Financing Omnibus”, which requires that a liability for unpaid claim costs, including estimates of costs relating to incurred, but not reported claims, be accrued at the estimated ultimate cost of settling the claims. Changes in claims activity for the past two fiscal years are as follows:

<u>Fiscal Year</u>	<u>Balance at Beginning of Year</u>	<u>Current Year Claims</u>	<u>Claim Payments</u>	<u>Balance at End of Year</u>
2019	\$ 200,553	\$ 2,040,079	\$ (2,031,633)	\$ 208,999
2018	255,699	1,986,897	(2,042,043)	200,553

NOTE 13 - DEFINED BENEFIT PENSION PLANS

Net Pension Liability

The net pension liability reported on the statement of net position represents a liability to employees for pensions. Pensions are a component of exchange transactions—between an employer and its employees—of salaries and benefits for employee services. Pensions are provided to an employee—on a deferred-payment basis—as part of the total compensation package offered by an employer for employee services each financial period. The obligation to sacrifice resources for pensions is a present obligation because it was created as a result of employment exchanges that already have occurred.

The net pension liability represents the District’s proportionate share of each pension plan’s collective actuarial present value of projected benefit payments attributable to past periods of service, net of each pension plan’s fiduciary net position. The net pension liability calculation is dependent on critical long-term variables, including estimated average life expectancies, earnings on investments, cost of living adjustments and others. While these estimates use the best information available, unknowable future events require adjusting this estimate annually.

**LOUDONVILLE-PERRYSVILLE EXEMPTED VILLAGE SCHOOL DISTRICT
ASHLAND COUNTY, OHIO**

NOTES TO THE BASIC FINANCIAL STATEMENTS
FOR THE FISCAL YEAR ENDED JUNE 30, 2019

NOTE 13 - DEFINED BENEFIT PENSION PLANS - (Continued)

The Ohio Revised Code limits the District’s obligation for this liability to annually required payments. The District cannot control benefit terms or the manner in which pensions are financed; however, the District does receive the benefit of employees’ services in exchange for compensation including pension.

GASB 68 assumes the liability is solely the obligation of the employer, because (1) they benefit from employee services; and (2) State statute requires all funding to come from these employers. All contributions to date have come solely from these employers (which also includes costs paid in the form of withholdings from employees). State statute requires the pension plans to amortize unfunded liabilities within 30 years. If the amortization period exceeds 30 years, each pension plan’s board must propose corrective action to the State legislature. Any resulting legislative change to benefits or funding could significantly affect the net pension liability. Resulting adjustments to the net pension liability would be effective when the changes are legally enforceable.

The proportionate share of each plan’s unfunded benefits is presented as a long-term *net pension liability* on the accrual basis of accounting. Any liability for the contractually-required pension contribution outstanding at the end of the year is included in *pension and postemployment benefits payable* on both the accrual and modified accrual bases of accounting.

Plan Description - School Employees Retirement System (SERS)

Plan Description - The District non-teaching employees participate in SERS, a cost-sharing multiple-employer defined benefit pension plan administered by SERS. SERS provides retirement, disability and survivor benefits, annual cost-of-living adjustments, and death benefits to plan members and beneficiaries. Authority to establish and amend benefits is provided by Ohio Revised Code Chapter 3309. SERS issues a publicly available, stand-alone financial report that includes financial statements, required supplementary information and detailed information about SERS’ fiduciary net position. That report can be obtained by visiting the SERS website at www.ohsers.org under Employers/Audit Resources.

Age and service requirements for retirement are as follows:

	Eligible to Retire on or before August 1, 2017 *	Eligible to Retire after August 1, 2017
Full benefits	Age 65 with 5 years of services credit; or Any age with 30 years of service credit	Age 67 with 10 years of service credit; or Age 57 with 30 years of service credit
Actuarially reduced benefits	Age 60 with 5 years of service credit; or Age 55 with 25 years of service credit	Age 62 with 10 years of service credit; or Age 60 with 25 years of service credit

* Members with 25 years of service credit as of August 1, 2017, will be included in this plan.

Annual retirement benefits are calculated based on final average salary multiplied by a percentage that varies based on years of service; 2.2% for the first thirty years of service and 2.5% for years of service credit over 30. Final average salary is the average of the highest three years of salary.

Effective January 1, 2018, SERS cost-of-living adjustment (COLA) changed from a fixed 3% annual increase to one based on the Consumer Price Index (CPI-W) with a cap of 2.5% and a floor of 0%. SERS also has the authority to award or suspend the COLA, or to adjust the COLA above or below CPI-W.

**LOUDONVILLE-PERRYSVILLE EXEMPTED VILLAGE SCHOOL DISTRICT
ASHLAND COUNTY, OHIO**

**NOTES TO THE BASIC FINANCIAL STATEMENTS
FOR THE FISCAL YEAR ENDED JUNE 30, 2019**

NOTE 13 - DEFINED BENEFIT PENSION PLANS - (Continued)

SERS suspended the COLA increases for 2018, 2019 and 2020 for current retirees, and confirmed their intent to implement a four-year waiting period for the state of a COLA for future retirees.

Funding Policy - Plan members are required to contribute 10% of their annual covered salary and the District is required to contribute 14% of annual covered payroll. The contribution requirements of plan members and employers are established and may be amended by the SERS' Retirement Board up to statutory maximum amounts of 10% for plan members and 14% for employers. The Retirement Board, acting with the advice of the actuary, allocates the employer contribution rate among four of the System's funds (Pension Trust Fund, Death Benefit Fund, Medicare B Fund, and Health Care Fund). For the fiscal year ended June 30, 2019, the allocation to pension, death benefits, and Medicare B was 13.5%. The remaining 0.5% of the employer contribution rate was allocated to the Health Care Fund.

The District's contractually required contribution to SERS was \$243,871 for fiscal year 2019. Of this amount, \$24,032 is reported as pension and postemployment benefits payable.

Plan Description - State Teachers Retirement System (STRS)

Plan Description - Licensed teachers participate in STRS Ohio, a cost-sharing multiple-employer public employee retirement system administered by STRS. STRS provides retirement and disability benefits to members and death and survivor benefits to beneficiaries. STRS issues a stand-alone financial report that includes financial statements, required supplementary information and detailed information about STRS' fiduciary net position. That report can be obtained by writing to STRS, 275 E. Broad St., Columbus, OH 43215-3771, by calling (888) 227-7877, or by visiting the STRS website at www.strsoh.org.

New members have a choice of three retirement plans; a Defined Benefit (DB) Plan, a Defined Contribution (DC) Plan and a Combined Plan. Benefits are established by Ohio Revised Code Chapter 3307. The DB Plan offers an annual retirement allowance based on final average salary multiplied by a percentage that varies based on years of service. Effective August 1, 2015, the calculation will be 2.2% of final average salary for the five highest years of earnings multiplied by all years of service. Effective July 1, 2017, the cost-of-living adjustment was reduced to zero. Members are eligible to retire at age 60 with five years of qualifying service credit, or age 55 with 26 years of service, or 31 years of service regardless of age. Eligibility changes will be phased in until August 1, 2026, when retirement eligibility for unreduced benefits will be five years of service credit and age 65, or 35 years of service credit and at least age 60.

The DC Plan allows members to place all their member contributions and 9.53% of the 14% employer contributions into an investment account. Investment allocation decisions are determined by the member. The remaining 4.47% of the 14% employer rate is allocated to the defined benefit unfunded liability. A member is eligible to receive a retirement benefit at age 50 and termination of employment. The member may elect to receive a lifetime monthly annuity or a lump sum withdrawal.

The Combined Plan offers features of both the DB Plan and the DC Plan. In the Combined Plan, 12% of the 14% member rate goes to the DC Plan and the remaining 2% is applied to the DB Plan. Member contributions to the DC Plan are allocated among investment choices by the member, and contributions to the DB Plan from the employer and the member are used to fund the defined benefit payment at a reduced level from the regular DB Plan. The defined benefit portion of the Combined Plan payment is payable to a member on or after age 60 with five years of service. The defined contribution portion of the account may be taken as a lump sum payment or converted to a lifetime monthly annuity after termination of employment at age 50 or later.

**LOUDONVILLE-PERRYSVILLE EXEMPTED VILLAGE SCHOOL DISTRICT
ASHLAND COUNTY, OHIO**

NOTES TO THE BASIC FINANCIAL STATEMENTS
FOR THE FISCAL YEAR ENDED JUNE 30, 2019

NOTE 13 - DEFINED BENEFIT PENSION PLANS - (Continued)

New members who choose the DC Plan or Combined Plan will have another opportunity to reselect a permanent plan during their fifth year of membership. Members may remain in the same plan or transfer to another STRS plan. The optional annuitization of a member's defined contribution account or the defined contribution portion of a member's Combined Plan account to a lifetime benefit results in STRS bearing the risk of investment gain or loss on the account. STRS has therefore included all three plan options as one defined benefit plan for GASB 68 reporting purposes.

A DB or Combined Plan member with five or more years of credited service who is determined to be disabled may qualify for a disability benefit. Eligible survivors of members who die before service retirement may qualify for monthly benefits. New members on or after July 1, 2013, must have at least ten years of qualifying service credit to apply for disability benefits. Members in the DC Plan who become disabled are entitled only to their account balance. If a member of the DC Plan dies before retirement benefits begin, the member's designated beneficiary is entitled to receive the member's account balance.

Funding Policy - Employer and member contribution rates are established by the State Teachers Retirement Board and limited by Chapter 3307 of the Ohio Revised Code. For fiscal year 2019, plan members were required to contribute 14% of their annual covered salary. The District was required to contribute 14%; the entire 14% was the portion used to fund pension obligations. The fiscal year 2019 contribution rates were equal to the statutory maximum rates.

The District's contractually required contribution to STRS was \$766,794 for fiscal year 2019. Of this amount, \$133,648 is reported as pension and postemployment benefits payable.

Pension Liabilities, Pension Expense, and Deferred Outflows of Resources and Deferred Inflows of Resources Related to Pensions

The net pension liability was measured as of June 30, 2018, and the total pension liability used to calculate the net pension liability was determined by an actuarial valuation as of that date. The District's proportion of the net pension liability was based on the District's share of contributions to the pension plan relative to the projected contributions of all participating entities.

Following is information related to the proportionate share and pension expense:

	<u>SERS</u>	<u>STRS</u>	<u>Total</u>
Proportion of the net pension liability prior measurement date	0.05391960%	0.05017017%	
Proportion of the net pension liability current measurement date	<u>0.05734140%</u>	<u>0.04950611%</u>	
Change in proportionate share	<u>0.00342180%</u>	<u>-0.00066406%</u>	
Proportionate share of the net pension liability	\$ 3,284,048	\$ 10,885,282	\$ 14,169,330
Pension expense	\$ 313,089	\$ 894,159	\$ 1,207,248

**LOUDONVILLE-PERRYSVILLE EXEMPTED VILLAGE SCHOOL DISTRICT
ASHLAND COUNTY, OHIO**

NOTES TO THE BASIC FINANCIAL STATEMENTS
FOR THE FISCAL YEAR ENDED JUNE 30, 2019

NOTE 13 - DEFINED BENEFIT PENSION PLANS - (Continued)

At June 30, 2019, the District reported deferred outflows of resources and deferred inflows of resources related to pensions from the following sources:

	<u>SERS</u>	<u>STRS</u>	<u>Total</u>
Deferred outflows of resources			
Differences between expected and actual experience	\$ 180,107	\$ 251,266	\$ 431,373
Changes of assumptions	74,162	1,929,077	2,003,239
Difference between District contributions and proportionate share of contributions/change in proportionate share	120,877	14,379	135,256
Contributions subsequent to the measurement date	<u>243,871</u>	<u>766,794</u>	<u>1,010,665</u>
Total deferred outflows of resources	<u>\$ 619,017</u>	<u>\$ 2,961,516</u>	<u>\$ 3,580,533</u>
	<u>SERS</u>	<u>STRS</u>	<u>Total</u>
Deferred inflows of resources			
Differences between expected and actual experience	\$ -	\$ 71,087	\$ 71,087
Net difference between projected and actual earnings on pension plan investments	90,994	660,071	751,065
Difference between District contributions and proportionate share of contributions/change in proportionate share	<u>85,051</u>	<u>268,859</u>	<u>353,910</u>
Total deferred inflows of resources	<u>\$ 176,045</u>	<u>\$ 1,000,017</u>	<u>\$ 1,176,062</u>

\$1,010,665 reported as deferred outflows of resources related to pension resulting from District contributions subsequent to the measurement date will be recognized as a reduction of the net pension liability in the year ending June 30, 2020.

Other amounts reported as deferred outflows of resources and deferred inflows of resources related to pension will be recognized in pension expense as follows:

	<u>SERS</u>	<u>STRS</u>	<u>Total</u>
Fiscal Year Ending June 30:			
2020	\$ 265,127	\$ 782,082	\$ 1,047,209
2021	69,652	542,202	611,854
2022	(107,772)	40,331	(67,441)
2023	<u>(27,906)</u>	<u>(169,910)</u>	<u>(197,816)</u>
Total	<u>\$ 199,101</u>	<u>\$ 1,194,705</u>	<u>\$ 1,393,806</u>

**LOUDONVILLE-PERRYSVILLE EXEMPTED VILLAGE SCHOOL DISTRICT
ASHLAND COUNTY, OHIO**

NOTES TO THE BASIC FINANCIAL STATEMENTS
FOR THE FISCAL YEAR ENDED JUNE 30, 2019

NOTE 13 - DEFINED BENEFIT PENSION PLANS - (Continued)

Actuarial Assumptions - SERS

SERS' total pension liability was determined by their actuaries in accordance with GASB Statement No. 67, as part of their annual actuarial valuation for each defined benefit retirement plan. Actuarial valuations of an ongoing plan involve estimates of the value of reported amounts (e.g., salaries, credited service) and assumptions about the probability of occurrence of events far into the future (e.g., mortality, disabilities, retirements, employment termination). Actuarially determined amounts are subject to continual review and potential modifications, as actual results are compared with past expectations and new estimates are made about the future.

Projections of benefits for financial reporting purposes are based on the substantive plan (the plan as understood by the employers and plan members) and include the types of benefits provided at the time of each valuation and the historical pattern of sharing benefit costs between the employers and plan members to that point. The projection of benefits for financial reporting purposes does not explicitly incorporate the potential effects of legal or contractual funding limitations.

Actuarial calculations reflect a long-term perspective. For a newly hired employee, actuarial calculations will take into account the employee's entire career with the employer and also take into consideration the benefits, if any, paid to the employee after termination of employment until the death of the employee and any applicable contingent annuitant. In many cases actuarial calculations reflect several decades of service with the employer and the payment of benefits after termination.

Key methods and assumptions used in calculating the total pension liability in the latest actuarial valuation, prepared as of June 30, 2018, are presented below:

Wage inflation	3.00%
Future salary increases, including inflation	3.50% to 18.20%
COLA or ad hoc COLA	2.50%, on and after April 1, 2018, COLA's for future retirees will be delayed for three years following commencement
Investment rate of return	7.50% net of investments expense, including inflation
Actuarial cost method	Entry age normal (level percent of payroll)

For 2018, the mortality rates were based on the RP-2014 Blue Collar Mortality Table with fully generational projection and a five-year age set-back for both males and females. Mortality among service retired members, and beneficiaries were based upon the RP-2014 Blue Collar Mortality Table with fully generational projection with Scale BB, 120% of male rates, and 110% of female rates. Mortality among disabled members was based upon the RP-2000 Disabled Mortality Table, 90% for male rates and 100% for female rates, set back five years is used for the period after disability retirement.

The most recent experience study was completed for the five year period ended June 30, 2015.

**LOUDONVILLE-PERRYSVILLE EXEMPTED VILLAGE SCHOOL DISTRICT
ASHLAND COUNTY, OHIO**

NOTES TO THE BASIC FINANCIAL STATEMENTS
FOR THE FISCAL YEAR ENDED JUNE 30, 2019

NOTE 13 - DEFINED BENEFIT PENSION PLANS - (Continued)

The long-term return expectation for the Pension Plan Investments has been determined using a building-block approach and assumes a time horizon, as defined in SERS' *Statement of Investment Policy*. A forecasted rate of inflation serves as the baseline for the return expectation. Various real return premiums over the baseline inflation rate have been established for each asset class. The long-term expected nominal rate of return has been determined by calculating a weighted average of the expected real return premiums for each asset class, adding the projected inflation rate, and adding the expected return from rebalancing uncorrelated asset classes.

The target allocation and best estimates of arithmetic real rates of return for each major assets class are summarized in the following table:

Asset Class	Target Allocation	Long Term Expected Real Rate of Return
Cash	1.00 %	0.50 %
US Equity	22.50	4.75
International Equity	22.50	7.00
Fixed Income	19.00	1.50
Private Equity	10.00	8.00
Real Assets	15.00	5.00
Multi-Asset Strategies	10.00	3.00
Total	<u>100.00 %</u>	

Discount Rate - The total pension liability was calculated using the discount rate of 7.50%. The projection of cash flows used to determine the discount rate assumed the contributions from employers and from the members would be computed based on contribution requirements as stipulated by State statute. Projected inflows from investment earning were calculated using the long-term assumed investment rate of return (7.50%). Based on those assumptions, the plan's fiduciary net position was projected to be available to make all future benefit payments of current plan members. Therefore, the long-term expected rate of return on pension plan investments was applied to all periods of projected benefits to determine the total pension liability.

Sensitivity of the District's Proportionate Share of the Net Pension Liability to Changes in the Discount Rate - Net pension liability is sensitive to changes in the discount rate, and to illustrate the potential impact the following table presents the net pension liability calculated using the discount rate of 7.50%, as well as what each plan's net pension liability would be if it were calculated using a discount rate that is one percentage point lower (6.50%), or one percentage point higher (8.50%) than the current rate.

	1% Decrease (6.50%)	Current Discount Rate (7.50%)	1% Increase (8.50%)
District's proportionate share of the net pension liability	\$ 4,625,829	\$ 3,284,048	\$ 2,159,054

**LOUDONVILLE-PERRYSVILLE EXEMPTED VILLAGE SCHOOL DISTRICT
ASHLAND COUNTY, OHIO**

NOTES TO THE BASIC FINANCIAL STATEMENTS
FOR THE FISCAL YEAR ENDED JUNE 30, 2019

NOTE 13 - DEFINED BENEFIT PENSION PLANS - (Continued)

Actuarial Assumptions - STRS

Key methods and assumptions used in the latest actuarial valuation, reflecting experience study results used in the July 1, 2018, actuarial valuation are presented below:

	July 1, 2018
Inflation	2.50%
Projected salary increases	12.50% at age 20 to 2.50% at age 65
Investment rate of return	7.45%, net of investment expenses, including inflation
Payroll increases	3.00%
Cost-of-living adjustments (COLA)	0.0%, effective July 1, 2017

For the July 1, 2018, actuarial valuation, post-retirement mortality rates for healthy retirees are based on the RP-2014 Annuitant Mortality Table with 50% of rates through age 69, 70% of rates between ages 70 and 79, 90% of rates between ages 80 and 84, and 100% of rates thereafter, projected forward generationally using mortality improvement scale MP-2016. Post-retirement disabled mortality rates are based on the RP-2014 Disabled Mortality Table with 90% of rates for males and 100% of rates for females, projected forward generationally using mortality improvement scale MP-2016. Pre-retirement mortality rates are based on RP-2014 Employee Mortality Table, projected forward generationally using mortality improvement scale MP-2016.

Actuarial assumptions used in the July 1, 2018 valuation are based on the results of an actuarial experience study for the period July 1, 2011 through June 30, 2016.

STRS Ohio's investment consultant develops an estimate range for the investment return assumption based on the target allocation adopted by the Retirement Board. The target allocation and long-term expected rate of return for each major asset class are summarized as follows:

Asset Class	Target Allocation**	Long Term Expected Real Rate of Return *
Domestic Equity	28.00 %	7.35 %
International Equity	23.00	7.55
Alternatives	17.00	7.09
Fixed Income	21.00	3.00
Real Estate	10.00	6.00
Liquidity Reserves	1.00	2.25
Total	100.00 %	

*10-Year geometric nominal returns, which include the real rate of return and inflation of 2.25% and does not include investment expenses. Over a 30-year period, STRS' investment consultant indicates that the above target allocations should generate a return above the actuarial rate of return, without net value added by management.

**The Target Allocation percentage is effective as of July 1, 2017. Target weights will be phased in over a 24-month period concluding on July 1, 2019.

**LOUDONVILLE-PERRYSVILLE EXEMPTED VILLAGE SCHOOL DISTRICT
ASHLAND COUNTY, OHIO**

NOTES TO THE BASIC FINANCIAL STATEMENTS
FOR THE FISCAL YEAR ENDED JUNE 30, 2019

NOTE 13 - DEFINED BENEFIT PENSION PLANS - (Continued)

Discount Rate - The discount rate used to measure the total pension liability was 7.45% as of June 30, 2018. The projection of cash flows used to determine the discount rate assumes member and employer contributions will be made at the statutory contribution rates in accordance with rate increases described above. For this purpose, only employer contributions that are intended to fund benefits of current plan members and their beneficiaries are included. Projected employer contributions that are intended to fund the service costs of future plan members and their beneficiaries, as well as projected contributions from future plan members, are not included. Based on those assumptions, STRS' fiduciary net position was projected to be available to make all projected future benefit payments to current plan members as of June 30, 2018. Therefore, the long-term expected rate of return on pension plan investments of 7.45% was applied to all periods of projected benefit payment to determine the total pension liability as of June 30, 2018.

Sensitivity of the District's Proportionate Share of the Net Pension Liability to Changes in the Discount Rate - The following table presents the District's proportionate share of the net pension liability calculated using the current period discount rate assumption of 7.45%, as well as what the District's proportionate share of the net pension liability would be if it were calculated using a discount rate that is one-percentage-point lower (6.45%) or one-percentage-point higher (8.45%) than the current rate:

	1% Decrease (6.45%)	Current Discount Rate (7.45%)	1% Increase (8.45%)
District's proportionate share of the net pension liability	\$ 15,896,521	\$ 10,885,282	\$ 6,643,948

NOTE 14 - DEFINED BENEFIT OPEB PLANS

Net OPEB Liability/Asset

The net OPEB liability/asset reported on the statement of net position represents a liability/asset to employees for OPEB. OPEB is a component of exchange transactions—between an employer and its employees—of salaries and benefits for employee services. OPEB are provided to an employee—on a deferred-payment basis—as part of the total compensation package offered by an employer for employee services each financial period. The obligation to sacrifice resources for OPEB is a present obligation because it was created as a result of employment exchanges that already have occurred.

The net OPEB liability/asset represents the District's proportionate share of each OPEB plan's collective actuarial present value of projected benefit payments attributable to past periods of service, net of each OPEB plan's fiduciary net position. The net OPEB liability/asset calculation is dependent on critical long-term variables, including estimated average life expectancies, earnings on investments, cost of living adjustments and others. While these estimates use the best information available, unknowable future events require adjusting these estimates annually.

The Ohio Revised Code limits the District's obligation for this liability to annually required payments. The District cannot control benefit terms or the manner in which OPEB are financed; however, the District does receive the benefit of employees' services in exchange for compensation including OPEB.

**LOUDONVILLE-PERRYSVILLE EXEMPTED VILLAGE SCHOOL DISTRICT
ASHLAND COUNTY, OHIO**

NOTES TO THE BASIC FINANCIAL STATEMENTS
FOR THE FISCAL YEAR ENDED JUNE 30, 2019

NOTE 14 - DEFINED BENEFIT OPEB PLANS - (Continued)

GASB 75 assumes the liability is solely the obligation of the employer, because they benefit from employee services. OPEB contributions come from these employers and health care plan enrollees which pay a portion of the health care costs in the form of a monthly premium. The Ohio Revised Code permits, but does not require the retirement systems to provide healthcare to eligible benefit recipients. Any change to benefits or funding could significantly affect the net OPEB liability/asset. Resulting adjustments to the net OPEB liability/asset would be effective when the changes are legally enforceable. The retirement systems may allocate a portion of the employer contributions to provide for these OPEB benefits.

The proportionate share of each plan's unfunded benefits is presented as a long-term *net OPEB liability* or *net OPEB asset* on the accrual basis of accounting. Any liability for the contractually-required OPEB contribution outstanding at the end of the year is included in *pension and postemployment benefits payable* on both the accrual and modified accrual bases of accounting.

Plan Description - School Employees Retirement System (SERS)

Health Care Plan Description - The District contributes to the SERS Health Care Fund, administered by SERS for non-certificated retirees and their beneficiaries. For GASB 75 purposes, this plan is considered a cost-sharing other postemployment benefit (OPEB) plan. SERS' Health Care Plan provides healthcare benefits to eligible individuals receiving retirement, disability, and survivor benefits, and to their eligible dependents. Members who retire after June 1, 1986, need 10 years of service credit, exclusive of most types of purchased credit, to qualify to participate in SERS' health care coverage. In addition to age and service retirees, disability benefit recipients and beneficiaries who are receiving monthly benefits due to the death of a member or retiree, are eligible for SERS' health care coverage. Most retirees and dependents choosing SERS' health care coverage are over the age of 65 and therefore enrolled in a fully insured Medicare Advantage plan; however, SERS maintains a traditional, self-insured preferred provider organization for its non-Medicare retiree population. For both groups, SERS offers a self-insured prescription drug program. Health care is a benefit that is permitted, not mandated, by statute. The financial report of the Plan is included in the SERS Comprehensive Annual Financial Report which can be obtained on SERS' website at www.ohsers.org under Employers/Audit Resources.

Access to health care for retirees and beneficiaries is permitted in accordance with Section 3309 of the Ohio Revised Code. The Health Care Fund was established and is administered in accordance with Internal Revenue Code Section 105(e). SERS' Retirement Board reserves the right to change or discontinue any health plan or program. Active employee members do not contribute to the Health Care Plan. The SERS Retirement Board established the rules for the premiums paid by the retirees for health care coverage for themselves and their dependents or for their surviving beneficiaries. Premiums vary depending on the plan selected, qualified years of service, Medicare eligibility, and retirement status.

Funding Policy - State statute permits SERS to fund the health care benefits through employer contributions. Each year, after the allocation for statutorily required pensions and benefits, the Retirement Board may allocate the remainder of the employer contribution of 14% of covered payroll to the Health Care Fund in accordance with the funding policy. For fiscal year 2019, 0.5% of covered payroll was made to health care. An additional health care surcharge on employers is collected for employees earning less than an actuarially determined minimum compensation amount, pro-rated if less than a full year of service credit was earned. For fiscal year 2019, this amount was \$21,600. Statutes provide that no employer shall pay a health care surcharge greater than 2% of that employer's SERS-covered payroll; nor may SERS collect in aggregate more than 1.5% of the total statewide SERS-covered payroll for the health care surcharge. For fiscal year 2019, the District's surcharge obligation was \$33,046.

**LOUDONVILLE-PERRYSVILLE EXEMPTED VILLAGE SCHOOL DISTRICT
ASHLAND COUNTY, OHIO**

NOTES TO THE BASIC FINANCIAL STATEMENTS
FOR THE FISCAL YEAR ENDED JUNE 30, 2019

NOTE 14 - DEFINED BENEFIT OPEB PLANS - (Continued)

The surcharge added to the allocated portion of the 14% employer contribution rate is the total amount assigned to the Health Care Fund. The District's contractually required contribution to SERS was \$42,078 for fiscal year 2019. Of this amount, \$33,936 is reported as pension and postemployment benefits payable.

Plan Description - State Teachers Retirement System (STRS)

Plan Description – The State Teachers Retirement System of Ohio (STRS) administers a cost-sharing Health Plan administered for eligible retirees who participated in the defined benefit or combined pension plans offered by STRS. Ohio law authorizes STRS to offer this plan. Benefits include hospitalization, physicians' fees, prescription drugs and partial reimbursement of monthly Medicare Part B premiums. Medicare Part B premium reimbursements will be discontinued effective January 1, 2020. The Plan is included in the report of STRS which can be obtained by visiting www.strsoh.org or by calling (888) 227-7877.

Funding Policy – Ohio Revised Code Chapter 3307 authorizes STRS to offer the Plan and gives the Retirement Board discretionary authority over how much, if any, of the health care costs will be absorbed by STRS. Active employee members do not contribute to the Health Care Plan. Nearly all health care plan enrollees, for the most recent year, pay a portion of the health care costs in the form of a monthly premium. Under Ohio law, funding for post-employment health care may be deducted from employer contributions, currently 14% of covered payroll. For the fiscal year ended June 30, 2019, STRS did not allocate any employer contributions to post-employment health care.

OPEB Liabilities/Assets, OPEB Expense, and Deferred Outflows of Resources and Deferred Inflows of Resources Related to OPEB

The net OPEB liability/asset was measured as of June 30, 2018, and the total OPEB liability/asset used to calculate the net OPEB liability/asset was determined by an actuarial valuation as of that date. The District's proportion of the net OPEB liability/asset was based on the District's share of contributions to the respective retirement systems relative to the contributions of all participating entities. Following is information related to the proportionate share and OPEB expense:

	<u>SERS</u>	<u>STRS</u>	<u>Total</u>
Proportion of the net OPEB liability prior measurement date	0.05477130%	0.05017017%	
Proportion of the net OPEB liability/asset current measurement date	<u>0.05795920%</u>	<u>0.04950611%</u>	
Change in proportionate share	<u>0.00318790%</u>	<u>-0.00066406%</u>	
Proportionate share of the net OPEB liability	\$ 1,607,945	\$ -	\$ 1,607,945
Proportionate share of the net OPEB asset	\$ -	\$ (795,513)	\$ (795,513)
OPEB expense	\$ 70,335	\$ (1,728,929)	\$ (1,658,594)

**LOUDONVILLE-PERRYSVILLE EXEMPTED VILLAGE SCHOOL DISTRICT
ASHLAND COUNTY, OHIO**

NOTES TO THE BASIC FINANCIAL STATEMENTS
FOR THE FISCAL YEAR ENDED JUNE 30, 2019

NOTE 14 - DEFINED BENEFIT OPEB PLANS - (Continued)

At June 30, 2019, the District reported deferred outflows of resources and deferred inflows of resources related to OPEB from the following sources:

	<u>SERS</u>	<u>STRS</u>	<u>Total</u>
Deferred outflows of resources			
Differences between expected and actual experience	\$ 26,247	\$ 92,918	\$ 119,165
Difference between District contributions and proportionate share of contributions/change in proportionate share	63,822	2,310	66,132
Contributions subsequent to the measurement date	<u>42,078</u>	<u>-</u>	<u>42,078</u>
Total deferred outflows of resources	<u>\$ 132,147</u>	<u>\$ 95,228</u>	<u>\$ 227,375</u>
	<u>SERS</u>	<u>STRS</u>	<u>Total</u>
Deferred inflows of resources			
Differences between expected and actual experience	\$ -	\$ 46,349	\$ 46,349
Net difference between projected and actual earnings on pension plan investments	2,413	90,880	93,293
Changes of assumptions	144,461	1,083,950	1,228,411
Difference between District contributions and proportionate share of contributions/change in proportionate share	<u>36,674</u>	<u>23,665</u>	<u>60,339</u>
Total deferred inflows of resources	<u>\$ 183,548</u>	<u>\$ 1,244,844</u>	<u>\$ 1,428,392</u>

\$42,078 reported as deferred outflows of resources related to OPEB resulting from District contributions subsequent to the measurement date will be recognized as a reduction of the net OPEB liability/asset in the year ending June 30, 2020. Other amounts reported as deferred outflows of resources and deferred inflows of resources related to OPEB will be recognized in OPEB expense as follows:

	<u>SERS</u>	<u>STRS</u>	<u>Total</u>
Fiscal Year Ending June 30:			
2020	\$ (67,834)	\$ (205,484)	\$ (273,318)
2021	(49,995)	(205,484)	(255,479)
2022	6,485	(205,482)	(198,997)
2023	7,512	(184,844)	(177,332)
2024	7,345	(177,606)	(170,261)
Thereafter	<u>3,008</u>	<u>(170,716)</u>	<u>(167,708)</u>
Total	<u>\$ (93,479)</u>	<u>\$ (1,149,616)</u>	<u>\$ (1,243,095)</u>

**LOUDONVILLE-PERRYSVILLE EXEMPTED VILLAGE SCHOOL DISTRICT
ASHLAND COUNTY, OHIO**

NOTES TO THE BASIC FINANCIAL STATEMENTS
FOR THE FISCAL YEAR ENDED JUNE 30, 2019

NOTE 14 - DEFINED BENEFIT OPEB PLANS - (Continued)

Actuarial Assumptions - SERS

The total OPEB liability is determined by SERS' actuaries in accordance with GASB Statement No. 74, as part of their annual actuarial valuation for each retirement plan. Actuarial valuations of an ongoing plan involve estimates of the value of reported amounts (e.g., salaries, credited service) and assumptions about the probability of occurrence of events far into the future (e.g., mortality, disabilities, retirements, employment terminations). Actuarially determined amounts are subject to continual review and potential modifications, as actual results are compared with past expectations and new estimates are made about the future.

Projections of benefits for financial reporting purposes are based on the substantive plan (the plan as understood by the employers and plan members) and include the types of benefits provided at the time of each valuation and the historical pattern of sharing benefit costs between the employers and plan members to that point. The projection of benefits for financial reporting purposes does not explicitly incorporate the potential effects of legal or contractual funding limitations.

Actuarial calculations reflect a long-term perspective. For a newly hired employee, actuarial calculations will take into account the employee's entire career with the employer and also take into consideration the benefits, if any, paid to the employee after termination of employment until the death of the employee and any applicable contingent annuitant. In many cases, actuarial calculations reflect several decades of service with the employer and the payment of benefits after termination.

Key methods and assumptions used in calculating the total OPEB liability in the latest actuarial valuation date of June 30, 2018, are presented below:

Wage inflation	3.00%
Future salary increases, including inflation	3.50% to 18.20%
Investment rate of return	7.50% net of investments expense, including inflation
Municipal bond index rate:	
Measurement date	3.62%
Prior measurement date	3.56%
Single equivalent interest rate, net of plan investment expense, including price inflation:	
Measurement date	3.70%
Prior measurement date	3.63%
Medical trend assumption:	
Medicare	5.375 to 4.75%
Pre-Medicare	7.25 to 4.75%

Mortality rates were based on the RP-2014 Blue Collar Mortality Table with fully generational projection and Scale BB, 120% of male rates and 110% of female rates. RP-2000 Disabled Mortality Table with 90% for male rates and 100% for female rates set back five years.

The most recent experience study was completed for the five year period ended June 30, 2015.

**LOUDONVILLE-PERRYSVILLE EXEMPTED VILLAGE SCHOOL DISTRICT
ASHLAND COUNTY, OHIO**

NOTES TO THE BASIC FINANCIAL STATEMENTS
FOR THE FISCAL YEAR ENDED JUNE 30, 2019

NOTE 14 - DEFINED BENEFIT OPEB PLANS - (Continued)

The long-term expected rate of return on plan assets is reviewed as part of the actuarial five-year experience study. The most recent study covers fiscal years 2010 through 2015, and was adopted by the Board on April 21, 2016. Several factors are considered in evaluating the long-term rate of return assumption including long-term historical data, estimates inherent in current market data, and a log-normal distribution analysis in which best-estimate ranges of expected future real rates of return were developed by the investment consultant for each major asset class. These ranges were combined to produce the long-term expected rate of return, 7.50%, by weighting the expected future real rates of return by the target asset allocation percentage and then adding expected inflation. The capital market assumptions developed by the investment consultant are intended for use over a 10-year horizon and may not be useful in setting the long-term rate of return for funding pension plans which covers a longer timeframe. The assumption is intended to be a long-term assumption and is not expected to change absent a significant change in the asset allocation, a change in the inflation assumption, or a fundamental change in the market that alters expected returns in future years.

The target asset allocation and best estimates of arithmetic real rates of return for each major asset class, as used in the June 30, 2015 five-year experience study, are summarized as follows:

<u>Asset Class</u>	<u>Target Allocation</u>	<u>Long-Term Expected Real Rate of Return</u>
Cash	1.00 %	0.50 %
US Equity	22.50	4.75
International Equity	22.50	7.00
Fixed Income	19.00	1.50
Private Equity	10.00	8.00
Real Assets	15.00	5.00
Multi-Asset Strategies	10.00	3.00
Total	<u>100.00 %</u>	

Discount Rate - The discount rate used to measure the total OPEB liability at June 30, 2018 was 3.70%. The discount rate used to measure total OPEB liability prior to June 30, 2018 was 3.63%. The projection of cash flows used to determine the discount rate assumed that contributions will be made from members and the System at the state statute contribution rate of 2.00% of projected covered employee payroll each year, which includes a 1.50% payroll surcharge and 0.50% of contributions from the basic benefits plan. Based on these assumptions, the OPEB plan's fiduciary net position was projected to become insufficient to make future benefit payments during the fiscal year ending June 30, 2026. Therefore, the long-term expected rate of return on OPEB plan assets was used to present value the projected benefit payments through the fiscal year ending June 30, 2025 and the Fidelity General Obligation 20-year Municipal Bond Index rate of 3.62%, as of June 30, 2018 (i.e. municipal bond rate), was used to present value the projected benefit payments for the remaining years in the projection. A municipal bond rate of 3.56% was used as of June 30, 2017. The total present value of projected benefit payments from all years was then used to determine the single rate of return that was used as the discount rate. The projection of future benefit payments for all current plan members was until the benefit payments ran out.

**LOUDONVILLE-PERRYSVILLE EXEMPTED VILLAGE SCHOOL DISTRICT
ASHLAND COUNTY, OHIO**

NOTES TO THE BASIC FINANCIAL STATEMENTS
FOR THE FISCAL YEAR ENDED JUNE 30, 2019

NOTE 14 - DEFINED BENEFIT OPEB PLANS - (Continued)

Sensitivity of the District's Proportionate Share of the Net OPEB Liability to Changes in the Discount Rate and Changes in the Health Care Cost Trend Rates - The net OPEB liability is sensitive to changes in the discount rate and the health care cost trend rate. The following table presents the net OPEB liability of SERS, what SERS' net OPEB liability would be if it were calculated using a discount rate that is 1 percentage point lower (2.70%) and higher (4.70%) than the current discount rate (3.70%). Also shown is what SERS' net OPEB liability would be based on health care cost trend rates that are 1 percentage point lower (6.25% decreasing to 3.75%) and higher (8.25% decreasing to 5.75%) than the current rate.

	1% Decrease (2.70%)	Current Discount Rate (3.70%)	1% Increase (4.70%)
District's proportionate share of the net OPEB liability	\$ 1,951,115	\$ 1,607,945	\$ 1,336,219

	1% Decrease (6.25 % decreasing to 3.75 %)	Current Trend Rate (7.25 % decreasing to 4.75 %)	1% Increase (8.25 % decreasing to 5.75 %)
District's proportionate share of the net OPEB liability	\$ 1,297,316	\$ 1,607,945	\$ 2,019,272

Actuarial Assumptions - STRS

Key methods and assumptions used in the latest actuarial valuation, reflecting experience study results used in the July 1, 2018, actuarial valuation, compared with July 1, 2017, are presented below:

	July 1, 2018	July 1, 2017
Inflation	2.50%	2.50%
Projected salary increases	12.50% at age 20 to 2.50% at age 65	12.50% at age 20 to 2.50% at age 65
Investment rate of return	7.45%, net of investment expenses, including inflation	7.45%, net of investment expenses, including inflation
Payroll increases	3.00%	3.00%
Cost-of-living adjustments (COLA)	0.00%	0.00%, effective July 1, 2017
Discounted rate of return	7.45%	N/A
Blended discount rate of return	N/A	4.13%
Health care cost trends		6 to 11% initial, 4.50% ultimate
	Initial	Ultimate
Medical		
Pre-Medicare	6.00%	4.00%
Medicare	5.00%	4.00%
Prescription Drug		
Pre-Medicare	8.00%	4.00%
Medicare	-5.23%	4.00%

**LOUDONVILLE-PERRYSVILLE EXEMPTED VILLAGE SCHOOL DISTRICT
ASHLAND COUNTY, OHIO**

NOTES TO THE BASIC FINANCIAL STATEMENTS
FOR THE FISCAL YEAR ENDED JUNE 30, 2019

NOTE 14 - DEFINED BENEFIT OPEB PLANS - (Continued)

Projections of benefits include the historical pattern of sharing benefit costs between the employers and retired plan members.

For healthy retirees the mortality rates are based on the RP-2014 Annuitant Mortality Table with 50% of rates through age 69, 70% of rates between ages 70 and 79, 90% of rates between ages 80 and 84, and 100% of rates thereafter, projected forward generationally using mortality improvement scale MP-2016. For disabled retirees, mortality rates are based on the RP-2014 Disabled Mortality Table with 90% of rates for males and 100% of rates for females, projected forward generationally using mortality improvement scale MP-2016.

Actuarial assumptions used in the June 30, 2018, valuation are based on the results of an actuarial experience study for the period July 1, 2011 through June 30, 2016.

Assumption Changes Since the Prior Measurement Date - The discount rate was increased from the blended rate of 4.13% to the long-term expected rate of return of 7.45% based on the methodology defined under GASB Statement No. 74, Financial Reporting for Postemployment Benefit Plans Other Than Pension Plans (OPEB). Valuation year per capita health care costs were updated.

Benefit Term Changes Since the Prior Measurement Date - The subsidy multiplier for non-Medicare benefit recipients was increased from 1.90% to 1.944% per year of service effective January 1, 2019. The non-Medicare frozen subsidy base premium was increased effective January 1, 2019 and all remaining Medicare Part B premium reimbursements will be discontinued beginning January 1, 2020.

STRS' investment consultant develops an estimate range for the investment return assumption based on the target allocation adopted by the Retirement Board. The target allocation and long-term expected rate of return for each major asset class are summarized as follows:

Asset Class	Target Allocation**	Long Term Expected Real Rate of Return *
Domestic Equity	28.00 %	7.35 %
International Equity	23.00	7.55
Alternatives	17.00	7.09
Fixed Income	21.00	3.00
Real Estate	10.00	6.00
Liquidity Reserves	1.00	2.25
Total	<u>100.00 %</u>	

*10-Year geometric nominal returns, which include the real rate of return and inflation of 2.25% and does not include investment expenses. Over a 30-year period, STRS' investment consultant indicates that the above target allocations should generate a return above the actuarial rate of return, without net value added by management.

** The Target Allocation percentage is effective as of July 1, 2017. Target weights will be phased in over a 24-month period concluding on July 1, 2019.

**LOUDONVILLE-PERRYSVILLE EXEMPTED VILLAGE SCHOOL DISTRICT
ASHLAND COUNTY, OHIO**

NOTES TO THE BASIC FINANCIAL STATEMENTS
FOR THE FISCAL YEAR ENDED JUNE 30, 2019

NOTE 14 - DEFINED BENEFIT OPEB PLANS - (Continued)

Discount Rate - The discount rate used to measure the total OPEB asset was 7.45% as of June 30, 2018. A discount rate used to measure the total OPEB liability was 4.13% as of June 30, 2017. The projection of cash flows used to determine the discount rate assumes STRS Ohio continues to allocate no employer contributions to the health care fund. Based on these assumptions, the OPEB plan's fiduciary net position was projected to be available to make all projected future benefit payments to current plan members. Therefore, the long-term expected rate of return on health care plan investments of 7.45% was used to measure the total OPEB asset as of June 30, 2018.

Sensitivity of the District's Proportionate Share of the Net OPEB Asset to Changes in the Discount and Health Care Cost Trend Rate - The following table represents the net OPEB asset as of June 30, 2018, calculated using the current period discount rate assumption of 7.45%, as well as what the net OPEB asset would be if it were calculated using a discount rate that is one percentage point lower (6.45%) or one percentage point higher (8.45%) than the current assumption. Also shown is the net OPEB asset as if it were calculated using health care cost trend rates that are one percentage point lower or one percentage point higher than the current health care cost trend rates.

	1% Decrease (6.45%)	Current Discount Rate (7.45%)	1% Increase (8.45%)
District's proportionate share of the net OPEB asset	\$ 681,829	\$ 795,513	\$ 891,058
	1% Decrease	Current Trend Rate	1% Increase
District's proportionate share of the net OPEB asset	\$ 885,665	\$ 795,513	\$ 703,956

NOTE 15 - BUDGETARY BASIS OF ACCOUNTING

While reporting financial position, results of operations, and changes in fund balance on the basis of generally accepted accounting principles (GAAP), the budgetary basis as provided by law is based upon accounting for certain transactions on a basis of cash receipts and disbursements.

The statement of revenue, expenditures and changes in fund balance - budget and actual (non-GAAP budgetary basis) presented for the general fund is presented on the budgetary basis to provide a meaningful comparison of actual results with the budget. The major differences between the budget basis and the GAAP basis are that:

- (a) Revenues and other financing sources are recorded when received in cash (budget basis) as opposed to when susceptible to accrual (GAAP basis);
- (b) Expenditures and other financing uses are recorded when paid in cash (budget basis) as opposed to when the liability is incurred (GAAP basis);
- (c) In order to determine compliance with Ohio law, and to reserve that portion of the applicable appropriation, total outstanding encumbrances (budget basis) are recorded as the equivalent of an expenditure, as opposed to a reservation of fund balance for that portion of outstanding encumbrances not already recognized as an account payable (GAAP basis);

**LOUDONVILLE-PERRYSVILLE EXEMPTED VILLAGE SCHOOL DISTRICT
ASHLAND COUNTY, OHIO**

NOTES TO THE BASIC FINANCIAL STATEMENTS
FOR THE FISCAL YEAR ENDED JUNE 30, 2019

NOTE 15 - BUDGETARY BASIS OF ACCOUNTING - (Continued)

- (d) Advances-in and advances-out are operating transactions (budget basis) as opposed to balance sheet transactions (GAAP basis); and,
- (e) Some funds are included in the general fund (GAAP basis), but have separate legally adopted budgets (budget basis).

The adjustments necessary to convert the results of operations for the year on the budget basis to the GAAP basis for the general fund are as follows:

Net Change in Fund Balance

	<u>General fund</u>
Budget basis	\$ 715,822
Net adjustment for revenue accruals	54,582
Net adjustment for expenditure accruals	(31,642)
Net adjustment for other sources/uses	(269,421)
Funds budgeted elsewhere	(1,806)
Adjustment for encumbrances	302,699
GAAP basis	\$ 770,234

Certain funds that are legally budgeted in separate special revenue funds are considered part of the general fund on a GAAP basis. This includes the teacher lounge fund, the unclaimed monies funds, the uniform school supplies fund, the public-school support fund and the underground storage tank fund.

NOTE 16 - CONTINGENCIES

A. Grants

The District receives significant financial assistance from numerous federal, State and local agencies in the form of grants. The disbursement of funds received under these programs generally requires compliance with terms and conditions specified in the grant agreements and are subject to audit by the grantor agencies. Any disallowed claims resulting from such audits could become a liability of the District. However, in the opinion of management, any such disallowed claims will not have a material effect on the financial position of the District.

B. Litigation

The District is involved in no material litigation as either plaintiff or defendant.

**LOUDONVILLE-PERRYSVILLE EXEMPTED VILLAGE SCHOOL DISTRICT
ASHLAND COUNTY, OHIO**

NOTES TO THE BASIC FINANCIAL STATEMENTS
FOR THE FISCAL YEAR ENDED JUNE 30, 2019

NOTE 16 - CONTINGENCIES - (Continued)

C. Foundation Funding

School district Foundation funding is based on the annualized full-time equivalent (FTE) enrollment of each student. The Ohio Department of Education (ODE) is legislatively required to adjust/ reconcile funding as enrollment information is updated by schools throughout the State, which can extend past the fiscal year end. As a result of the fiscal year 2019 reviews, the District is due \$10,330 from ODE. This amount has not been included in the financial statements.

NOTE 17 - SET-ASIDES

The District is required by State law to annually set-aside certain general fund revenue amounts, as defined by statutory formula, for the acquisition and construction of capital improvements. Amounts not spent by the end of the fiscal year or offset by similarly restricted resources received during the year must be held in cash at fiscal year-end. This amount must be carried forward to be used for the same purpose in future years. Expenditures exceeding the set-aside requirement may not be carried forward to the next fiscal year.

The following cash-basis information describes the change in the fiscal year-end set-aside amount for capital improvements. Disclosure of this information is required by State statute.

	<u>Capital Improvements</u>
Set-aside balance June 30, 2018	\$ -
Current year set-aside requirement	185,056
Current year qualifying expenditures	(393,244)
Current year offsets	<u>-</u>
Total	<u>\$ (208,188)</u>
Balance carried forward to fiscal year 2020	<u>\$ -</u>
Set-aside balance June 30, 2019	<u>\$ -</u>

During fiscal year 2008, the District issued \$1,186,060 in capital related revenue bonds. These proceeds may be used to reduce the capital acquisition set-aside to zero in future years. The District is responsible for tracking the amount of bond proceeds that may be used as an offset in future periods. As of June 30, 2019, the balance of \$910,172 was available to be used as offsets in future years.

**LOUDONVILLE-PERRYSVILLE EXEMPTED VILLAGE SCHOOL DISTRICT
ASHLAND COUNTY, OHIO**

NOTES TO THE BASIC FINANCIAL STATEMENTS
FOR THE FISCAL YEAR ENDED JUNE 30, 2019

NOTE 18 - OTHER COMMITMENTS

The District utilizes encumbrance accounting as part of its budgetary controls. Encumbrances outstanding at year-end are reservations of fund balance for subsequent-year expenditures and may be reported as part of restricted, committed, or assigned classifications of fund balance. At year end, the District's commitments for encumbrances in the governmental funds were as follows:

<u>Fund</u>	<u>Year-End Encumbrances</u>
General fund	\$ 300,741
Other governmental	<u>76,862</u>
Total	<u>\$ 377,603</u>

THIS PAGE INTENTIONALLY LEFT BLANK

REQUIRED SUPPLEMENTARY INFORMATION

**LOUDONVILLE-PERRYSVILLE EXEMPTED VILLAGE SCHOOL DISTRICT
ASHLAND COUNTY, OHIO**

SCHEDULES OF REQUIRED SUPPLEMENTARY INFORMATION

SCHEDULE OF THE DISTRICT'S PROPORTIONATE SHARE OF
THE NET PENSION LIABILITY
SCHOOL EMPLOYEES RETIREMENT SYSTEM (SERS) OF OHIO

LAST SIX FISCAL YEARS

	<u>2019</u>	<u>2018</u>	<u>2017</u>	<u>2016</u>
District's proportion of the net pension liability	0.05734140%	0.05391960%	0.05610160%	0.05789100%
District's proportionate share of the net pension liability	\$ 3,284,048	\$ 3,221,577	\$ 4,106,119	\$ 3,303,317
District's covered payroll	\$ 1,869,637	\$ 1,769,529	\$ 1,732,857	\$ 1,742,822
District's proportionate share of the net pension liability as a percentage of its covered payroll	175.65%	182.06%	236.96%	189.54%
Plan fiduciary net position as a percentage of the total pension liability	71.36%	69.50%	62.98%	69.16%

Note: Information prior to 2014 was unavailable. Schedule is intended to show information for 10 years. Additional years will be displayed as they become available.

Amounts presented for each fiscal year were determined as of the District's measurement date which is the prior year-end.

SEE ACCOMPANYING NOTES TO THE REQUIRED SUPPLEMENTARY INFORMATION

<u>2015</u>	<u>2014</u>
0.05374200%	0.05374200%
\$ 2,719,852	\$ 3,195,864
\$ 1,561,652	\$ 1,500,874
174.17%	212.93%
71.70%	65.52%

**LOUDONVILLE-PERRYSVILLE EXEMPTED VILLAGE SCHOOL DISTRICT
ASHLAND COUNTY, OHIO**

SCHEDULES OF REQUIRED SUPPLEMENTARY INFORMATION

SCHEDULE OF THE DISTRICT'S PROPORTIONATE SHARE OF
THE NET PENSION LIABILITY
STATE TEACHERS RETIREMENT SYSTEM (STRS) OF OHIO

LAST SIX FISCAL YEARS

	<u>2019</u>	<u>2018</u>	<u>2017</u>	<u>2016</u>
District's proportion of the net pension liability	0.04950611%	0.05017017%	0.05010971%	0.05087035%
District's proportionate share of the net pension liability	\$ 10,885,282	\$ 11,918,031	\$ 16,773,230	\$ 14,059,077
District's covered payroll	\$ 5,636,407	\$ 5,603,507	\$ 5,241,050	\$ 5,353,579
District's proportionate share of the net pension liability as a percentage of its covered payroll	193.12%	212.69%	320.04%	262.61%
Plan fiduciary net position as a percentage of the total pension liability	77.31%	75.30%	66.80%	72.10%

Note: Information prior to 2014 was unavailable. Schedule is intended to show information for 10 years. Additional years will be displayed as they become available.

Amounts presented for each fiscal year were determined as of the District's measurement date which is the prior year-end.

SEE ACCOMPANYING NOTES TO THE REQUIRED SUPPLEMENTARY INFORMATION

<u>2015</u>	<u>2014</u>
0.05204743%	0.05204743%
\$ 12,659,736	\$ 15,080,195
\$ 5,317,808	\$ 5,357,869
238.06%	281.46%
74.70%	69.30%

**LOUDONVILLE-PERRYSVILLE EXEMPTED VILLAGE SCHOOL DISTRICT
ASHLAND COUNTY, OHIO**

SCHEDULES OF REQUIRED SUPPLEMENTARY INFORMATION

SCHEDULE OF DISTRICT PENSION CONTRIBUTIONS
SCHOOL EMPLOYEES RETIREMENT SYSTEM (SERS) OF OHIO

LAST TEN FISCAL YEARS

	<u>2019</u>	<u>2018</u>	<u>2017</u>	<u>2016</u>
Contractually required contribution	\$ 243,871	\$ 252,401	\$ 247,734	\$ 242,600
Contributions in relation to the contractually required contribution	<u>(243,871)</u>	<u>(252,401)</u>	<u>(247,734)</u>	<u>(242,600)</u>
Contribution deficiency (excess)	<u>\$ -</u>	<u>\$ -</u>	<u>\$ -</u>	<u>\$ -</u>
District's covered payroll	\$ 1,806,452	\$ 1,869,637	\$ 1,769,529	\$ 1,732,857
Contributions as a percentage of covered payroll	13.50%	13.50%	14.00%	14.00%

SEE ACCOMPANYING NOTES TO THE REQUIRED SUPPLEMENTARY INFORMATION

<u>2015</u>	<u>2014</u>	<u>2013</u>	<u>2012</u>	<u>2011</u>	<u>2010</u>
\$ 229,704	\$ 216,445	\$ 207,721	\$ 212,166	\$ 190,519	\$ 204,561
<u>(229,704)</u>	<u>(216,445)</u>	<u>(207,721)</u>	<u>(212,166)</u>	<u>(190,519)</u>	<u>(204,561)</u>
<u>\$ -</u>	<u>\$ -</u>	<u>\$ -</u>	<u>\$ -</u>	<u>\$ -</u>	<u>\$ -</u>
\$ 1,742,822	\$ 1,561,652	\$ 1,500,874	\$ 1,577,442	\$ 1,515,664	\$ 1,510,790
13.18%	13.86%	13.84%	13.45%	12.57%	13.54%

**LOUDONVILLE-PERRYSVILLE EXEMPTED VILLAGE SCHOOL DISTRICT
ASHLAND COUNTY, OHIO**

SCHEDULES OF REQUIRED SUPPLEMENTARY INFORMATION

SCHEDULE OF DISTRICT PENSION CONTRIBUTIONS
STATE TEACHERS RETIREMENT SYSTEM (STRS) OF OHIO

LAST TEN FISCAL YEARS

	<u>2019</u>	<u>2018</u>	<u>2017</u>	<u>2016</u>
Contractually required contribution	\$ 766,794	\$ 789,097	\$ 784,491	\$ 733,747
Contributions in relation to the contractually required contribution	<u>(766,794)</u>	<u>(789,097)</u>	<u>(784,491)</u>	<u>(733,747)</u>
Contribution deficiency (excess)	<u>\$ -</u>	<u>\$ -</u>	<u>\$ -</u>	<u>\$ -</u>
District's covered payroll	\$ 5,477,100	\$ 5,636,407	\$ 5,603,507	\$ 5,241,050
Contributions as a percentage of covered payroll	14.00%	14.00%	14.00%	14.00%

SEE ACCOMPANYING NOTES TO THE REQUIRED SUPPLEMENTARY INFORMATION

2015	2014	2013	2012	2011	2010
\$ 749,501	\$ 691,315	\$ 696,523	\$ 736,751	\$ 754,817	\$ 751,989
<u>(749,501)</u>	<u>(691,315)</u>	<u>(696,523)</u>	<u>(736,751)</u>	<u>(754,817)</u>	<u>(751,989)</u>
<u>\$ -</u>	<u>\$ -</u>	<u>\$ -</u>	<u>\$ -</u>	<u>\$ -</u>	<u>\$ -</u>
\$ 5,353,579	\$ 5,317,808	\$ 5,357,869	\$ 5,667,315	\$ 5,806,285	\$ 5,784,531
14.00%	13.00%	13.00%	13.00%	13.00%	13.00%

**LOUDONVILLE-PERRYSVILLE EXEMPTED VILLAGE SCHOOL DISTRICT
ASHLAND COUNTY, OHIO**

SCHEDULES OF REQUIRED SUPPLEMENTARY INFORMATION

SCHEDULE OF THE DISTRICT'S PROPORTIONATE SHARE OF
THE NET OPEB LIABILITY
SCHOOL EMPLOYEES RETIREMENT SYSTEM (SERS) OF OHIO

LAST THREE FISCAL YEARS

	<u>2019</u>	<u>2018</u>	<u>2017</u>
District's proportion of the net OPEB liability	0.05795920%	0.05477130%	0.05689682%
District's proportionate share of the net OPEB liability	\$ 1,607,945	\$ 1,469,918	\$ 1,621,770
District's covered payroll	\$ 1,869,637	\$ 1,769,529	\$ 1,732,857
District's proportionate share of the net OPEB liability as a percentage of its covered payroll	86.00%	83.07%	93.59%
Plan fiduciary net position as a percentage of the total OPEB liability	13.57%	12.46%	11.49%

Note: Information prior to 2017 was unavailable. Schedule is intended to show information for 10 years. Additional years will be displayed as they become available.

Amounts presented for each fiscal year were determined as of the District's measurement date which is the prior year-end.

SEE ACCOMPANYING NOTES TO THE REQUIRED SUPPLEMENTARY INFORMATION

**LOUDONVILLE-PERRYSVILLE EXEMPTED VILLAGE SCHOOL DISTRICT
ASHLAND COUNTY, OHIO**

SCHEDULES OF REQUIRED SUPPLEMENTARY INFORMATION

SCHEDULE OF THE DISTRICT'S PROPORTIONATE SHARE OF
THE NET OPEB LIABILITY/ASSET
STATE TEACHERS RETIREMENT SYSTEM (STRS) OF OHIO

LAST THREE FISCAL YEARS

	<u>2019</u>	<u>2018</u>	<u>2017</u>
District's proportion of the net OPEB liability/asset	0.04950611%	0.05017017%	0.05010971%
District's proportionate share of the net OPEB liability/(asset)	\$ (795,513)	\$ 1,957,455	\$ 2,679,880
District's covered payroll	\$ 5,636,407	\$ 5,603,507	\$ 5,241,050
District's proportionate share of the net OPEB liability/asset as a percentage of its covered payroll	14.11%	34.93%	51.13%
Plan fiduciary net position as a percentage of the total OPEB liability/asset	176.00%	47.10%	37.30%

Note: Information prior to 2017 was unavailable. Schedule is intended to show information for 10 years. Additional years will be displayed as they become available.

Amounts presented for each fiscal year were determined as of the District's measurement date which is the prior year-end.

SEE ACCOMPANYING NOTES TO THE REQUIRED SUPPLEMENTARY INFORMATION

**LOUDONVILLE-PERRYSVILLE EXEMPTED VILLAGE SCHOOL DISTRICT
ASHLAND COUNTY, OHIO**

SCHEDULES OF REQUIRED SUPPLEMENTARY INFORMATION

SCHEDULE OF DISTRICT OPEB CONTRIBUTIONS
SCHOOL EMPLOYEES RETIREMENT SYSTEM (SERS) OF OHIO

LAST TEN FISCAL YEARS

	<u>2019</u>	<u>2018</u>	<u>2017</u>	<u>2016</u>
Contractually required contribution	\$ 42,078	\$ 39,711	\$ 17,844	\$ 28,979
Contributions in relation to the contractually required contribution	<u>(42,078)</u>	<u>(39,711)</u>	<u>(17,844)</u>	<u>(28,979)</u>
Contribution deficiency (excess)	<u>\$ -</u>	<u>\$ -</u>	<u>\$ -</u>	<u>\$ -</u>
District's covered payroll	\$ 1,806,452	\$ 1,869,637	\$ 1,769,529	\$ 1,732,857
Contributions as a percentage of covered payroll	2.33%	2.12%	1.01%	1.67%

SEE ACCOMPANYING NOTES TO THE REQUIRED SUPPLEMENTARY INFORMATION

<u>2015</u>	<u>2014</u>	<u>2013</u>	<u>2012</u>	<u>2011</u>	<u>2010</u>
\$ 41,534	\$ 29,392	\$ 35,812	\$ 41,252	\$ 55,109	\$ 38,654
<u>(41,534)</u>	<u>(29,392)</u>	<u>(35,812)</u>	<u>(41,252)</u>	<u>(55,109)</u>	<u>(38,654)</u>
<u>\$ -</u>	<u>\$ -</u>	<u>\$ -</u>	<u>\$ -</u>	<u>\$ -</u>	<u>\$ -</u>
\$ 1,742,822	\$ 1,561,652	\$ 1,500,874	\$ 1,577,442	\$ 1,515,664	\$ 1,510,790
2.38%	1.88%	2.39%	2.62%	3.64%	2.56%

**LOUDONVILLE-PERRYSVILLE EXEMPTED VILLAGE SCHOOL DISTRICT
ASHLAND COUNTY, OHIO**

SCHEDULES OF REQUIRED SUPPLEMENTARY INFORMATION

SCHEDULE OF DISTRICT OPEB CONTRIBUTIONS
STATE TEACHERS RETIREMENT SYSTEM (STRS) OF OHIO

LAST TEN FISCAL YEARS

	<u>2019</u>	<u>2018</u>	<u>2017</u>	<u>2016</u>
Contractually required contribution	\$ -	\$ -	\$ -	\$ -
Contributions in relation to the contractually required contribution	<u>-</u>	<u>-</u>	<u>-</u>	<u>-</u>
Contribution deficiency (excess)	<u>\$ -</u>	<u>\$ -</u>	<u>\$ -</u>	<u>\$ -</u>
District's covered payroll	\$ 5,477,100	\$ 5,636,407	\$ 5,603,507	\$ 5,241,050
Contributions as a percentage of covered payroll	0.00%	0.00%	0.00%	0.00%

SEE ACCOMPANYING NOTES TO THE REQUIRED SUPPLEMENTARY INFORMATION

<u>2015</u>	<u>2014</u>	<u>2013</u>	<u>2012</u>	<u>2011</u>	<u>2010</u>
\$ -	\$ 53,975	\$ 53,579	\$ 56,673	\$ 58,063	\$ 57,845
-	(53,975)	(53,579)	(56,673)	(58,063)	(57,845)
<u>\$ -</u>	<u>\$ -</u>	<u>\$ -</u>	<u>\$ -</u>	<u>\$ -</u>	<u>\$ -</u>
\$ 5,353,579	\$ 5,317,808	\$ 5,357,869	\$ 5,667,315	\$ 5,806,285	\$ 5,784,531
0.00%	1.00%	1.00%	1.00%	1.00%	1.00%

**LOUDONVILLE-PERRYSVILLE EXEMPTED VILLAGE SCHOOL DISTRICT
ASHLAND COUNTY, OHIO**

NOTES TO THE REQUIRED SUPPLEMENTARY INFORMATION
FOR THE FISCAL YEAR ENDED JUNE 30, 2019

PENSION

SCHOOL EMPLOYEES RETIREMENT SYSTEM (SERS) OF OHIO

Changes in benefit terms: There were no changes in benefit terms from the amounts reported for fiscal years 2014-2017. For fiscal year 2018, SERS changed from a fixed 3% annual increase to a Cost of Living Adjustment (COLA) based on the changes in the Consumer Price Index (CPI-W), with a cap of 2.5% and a floor of 0%. There were no changes in benefit terms from the amounts previously reported for fiscal year 2019.

Changes in assumptions: There were no changes in methods and assumptions used in the calculation of actuarial determined contributions for fiscal years 2014-2016. For fiscal year 2017, the following changes of assumptions affected the total pension liability since the prior measurement date: (a) the assumed rate of inflation was reduced from 3.25% to 3.00%, (b) payroll growth assumption was reduced from 4.00% to 3.50%, (c) assumed real wage growth was reduced from 0.75% to 0.50%, (d) Rates of withdrawal, retirement and disability were updated to reflect recent experience, (e) mortality among active members was updated to RP-2014 Blue Collar Mortality Table with fully generational projection and a five year age set-back for both males and females, (f) mortality among service retired members, and beneficiaries was updated to the following RP-2014 Blue Collar Mortality Table with fully generational projection with Scale BB, 120% of male rates, and 110% of female rates, (g) mortality among disabled members was updated to RP-2000 Disabled Mortality Table, 90% for male rates and 100% for female rates, set back five years is used for the period after disability retirement and (h) the discount rate was reduced from 7.75% to 7.50%. There were no changes in methods and assumptions used in the calculation of actuarial determined contributions for fiscal years 2018-2019.

STATE TEACHERS RETIREMENT SYSTEM (STRS) OF OHIO

Changes in benefit terms: There were no changes in benefit terms from the amounts reported for fiscal years 2014-2017. For fiscal year 2018, STRS decreased the Cost of Living Adjustment (COLA) to zero. There were no changes in benefit terms from amounts previously reported for fiscal year 2019.

Changes in assumptions: There were no changes in methods and assumptions used in the calculation of actuarial determined contributions for fiscal years 2014-2017. For fiscal year 2018, the following changes of assumption affected the total pension liability since the prior measurement date: (a) the long term expected rate of return was reduced from 7.75% to 7.45%, (b) the inflation assumption was lowered from 2.75% to 2.50%, (c) the payroll growth assumption was lowered to 3.00%, (d) total salary increases rate was lowered by decreasing the merit component of the individual salary increases, in addition to a decrease of 0.25% due to lower inflation (e) the healthy and disabled mortality assumptions were updated to the RP-2014 mortality tables with generational improvement scale MP-2016 and (f) rates of retirement, termination and disability were modified to better reflect anticipated future experience. There were no changes in methods and assumptions used in the calculation of actuarial determined contributions for fiscal year 2019.

(Continued)

**LOUDONVILLE-PERRYSVILLE EXEMPTED VILLAGE SCHOOL DISTRICT
ASHLAND COUNTY, OHIO**

**NOTES TO THE REQUIRED SUPPLEMENTARY INFORMATION (CONTINUED)
FOR THE FISCAL YEAR ENDED JUNE 30, 2019**

OTHER POSTEMPLOYMENT BENEFITS (OPEB)

SCHOOL EMPLOYEES RETIREMENT SYSTEM (SERS) OF OHIO

Changes in benefit terms: There were no changes in benefit terms from the amounts previously reported for fiscal years 2017-2019.

Changes in assumptions: There were no changes in methods and assumptions used in the calculation of actuarial determined contributions for fiscal year 2017. For fiscal year 2018, the following changes of assumptions affected the total OPEB liability since the prior measurement date: (a) assumed rate of inflation was reduced from 3.25% to 3.00%, (b) payroll growth assumption was reduced from 4.00% to 3.50%, (c) assumed real wage growth was reduced from 0.75% to 0.50%, (d) rates of withdrawal, retirement, and disability were updated to reflect recent experience, (e) mortality among active members was updated to the following: RP-2014 Blue Collar Mortality Table with fully generational projection and a five-year age set-back for both males and females, (f) mortality among service retired members, and beneficiaries was updated to the following: RP-2014 Blue Collar Mortality Table with fully generational projection with Scale BB, 120% of male rates, and 110% of female rates, (g) mortality among disabled members was updated to the following: RP-2000 Disabled Mortality Table, 90% for male rates and 100% for female rates, set back five years is used for the period after disability retirement, (h) the municipal bond index rate increased from 2.92% to 3.56% and (i) the single equivalent interest rate, net of plan investment expense, including price inflation increased from 2.98% to 3.63%. For fiscal year 2019, the following changes of assumptions affected the total OPEB liability since the prior measurement date: (a) the discount rate increased from 3.63% to 3.70%, (b) the health care cost trend rate for Medicare were changed from a range of 5.50%-5.00% to a range of 5.375%-4.75% and Pre-Medicare were changed from a range of 7.50%-5.00% to a range of 7.25%-4.75%, (c) the municipal bond index rate increased from 3.56% to 3.62% and (i) the single equivalent interest rate, net of plan investment expense, including price inflation increased from 3.63% to 3.70%.

STATE TEACHERS RETIREMENT SYSTEM (STRS) OF OHIO

Changes in benefit terms: There were no changes in benefit terms from the amounts previously reported for fiscal year 2017. For fiscal year 2018, STRS reduced the subsidy multiplier for non-Medicare benefit recipients from 2.1% to 1.9% per year of service. Medicare Part B premium reimbursements were discontinued for certain survivors and beneficiaries and all remaining Medicare Part B premium reimbursements will be discontinued beginning January 2019. For fiscal year 2019, STRS increased the subsidy multiplier for non-Medicare benefit recipients from 1.9% to 1.944% per year of service effective January 1, 2019. The non-Medicare frozen subsidy base premium was increased January 1, 2019 and all remaining Medicare Part B premium reimbursements will be discontinued beginning January 1, 2020.

Changes in assumptions: There were no changes in methods and assumptions used in the calculation of actuarial determined contributions for fiscal year 2017. For fiscal year 2018, the following changes of assumption affected the total OPEB liability since the prior measurement date: (a) the discount rate was increased from 3.26% to 4.13% based on the methodology defined under GASB Statement No. 74, Financial Reporting for Postemployment Benefit Plans Other Than Pension Plans (OPEB), (b) the long term expected rate of return was reduced from 7.75% to 7.45%, (c) valuation year per capita health care costs were updated, and the salary scale was modified, (d) the percentage of future retirees electing each option was updated based on current data and the percentage of future disabled retirees and terminated vested participants electing health coverage were decreased and (e) the assumed mortality, disability, retirement, withdrawal and future health care cost trend rates were modified along with the portion of rebated prescription drug costs. For fiscal year 2019, the following changes of assumptions affected the total OPEB liability since the prior measurement date: (a) the discount rate was increased from the blended rate of 4.13% to the long-term expected rate of return of 7.45% based on the methodology defined under GASB Statement No. 74, Financial Reporting for Postemployment Benefit Plans Other Than Pension Plans (OPEB) and (b) decrease in trend rates from 6.00%-11.00 initial; 4.50% ultimate down to Medical Pre-Medicare 6.00% and Medicare 5.00% initial; 4.00% ultimate and Prescription Drug Pre-Medicare 8.00% and Medicare (5.23%) initial; 4.00% ultimate.

THIS PAGE INTENTIONALLY LEFT BLANK

**LOUDONVILLE-PERRYSVILLE EXEMPTED VILLAGE SCHOOL DISTRICT
ASHLAND COUNTY**

**SCHEDULE OF EXPENDITURES OF FEDERAL AWARDS
FOR THE YEAR ENDED JUNE 30, 2019**

FEDERAL GRANTOR <i>Pass Through Grantor</i> Program/Cluster Title	Federal CFDA Number	Total Federal Disbursements
U.S. DEPARTMENT OF AGRICULTURE		
<i>Passed Through Ohio Department of Education</i>		
Child Nutrition Cluster:		
Non-Cash Assistance (Food Distribution)		
National School Lunch Program	10.555	\$ 44,042
Cash Assistance:		
National School Lunch Program	10.555	184,053
School Breakfast Program	10.553	33,733
Total Child Nutrition Cluster		261,828
Total U.S. Department of Agriculture		261,828
U.S. DEPARTMENT OF EDUCATION		
<i>Passed Through Ohio Department of Education</i>		
Title I Grants to Local Educational Agencies	84.010	300,338
Special Education Cluster:		
Special Education - Grants to States (Special Education Cluster total)	84.027	204,642
Improving Teacher Quality State Grants	84.367	38,763
Student Support and Academic Enrichment Program	84.424	14,935
Total U.S. Department of Education		558,678
TOTAL EXPENDITURES OF FEDERAL AWARDS		\$ 820,506

The accompanying notes are an integral part of this schedule.

**LOUDONVILLE-PERRYSVILLE EXEMPTED VILLAGE SCHOOL DISTRICT
ASHLAND COUNTY**

**NOTES TO THE SCHEDULE OF EXPENDITURES OF FEDERAL AWARDS
2 CFR 200.510(b)(6)
FOR THE YEAR ENDED JUNE 30, 2019**

NOTE A – BASIS OF PRESENTATION

The accompanying Schedule of Expenditures of Federal Awards (the Schedule) includes the federal award activity of Loudonville-Perrysville Exempted Village School District, Ashland County (the District) under programs of the federal government for the year ended June 30, 2019. The information on this Schedule is prepared in accordance with the requirements of Title 2 U.S. *Code of Federal Regulations* Part 200, *Uniform Administrative Requirements, Cost Principles, and Audit Requirements for Federal Awards* (Uniform Guidance). Because the Schedule presents only a selected portion of the operations of the District, it is not intended to and does not present the financial position, changes in net position, or cash flows of the District.

NOTE B – SUMMARY OF SIGNIFICANT ACCOUNTING POLICIES

Expenditures reported on the Schedule are reported on the cash basis of accounting. Such expenditures are recognized following the cost principles contained in Uniform Guidance wherein certain types of expenditures may or may not be allowable or may be limited as to reimbursement.

NOTE C – INDIRECT COST RATE

The District has elected not to use the 10-percent de minimis indirect cost rate as allowed under the Uniform Guidance.

NOTE D - CHILD NUTRITION CLUSTER

The District commingles cash receipts from the U.S. Department of Agriculture with similar State grants. When reporting expenditures on this Schedule, the District assumes it expends federal monies first.

NOTE E - FOOD DONATION PROGRAM

The District reports commodities consumed on the Schedule at the entitlement value. The District allocated donated food commodities to the respective program that benefitted from the use of those donated food commodities.



88 East Broad Street, 5th Floor
Columbus, Ohio 43215-3506
(614) 466-3402 or (800) 443-9275
CentralRegion@ohioauditor.gov

**INDEPENDENT AUDITOR'S REPORT ON INTERNAL CONTROL OVER
FINANCIAL REPORTING AND ON COMPLIANCE AND OTHER MATTERS
REQUIRED BY GOVERNMENT AUDITING STANDARDS**

Loudonville-Perrysville Exempted Village School District
Ashland County
210 East Main Street
Loudonville, Ohio 44842

To the Board of Education:

We have audited, in accordance with auditing standards generally accepted in the United States and the Comptroller General of the United States' *Government Auditing Standards*, the financial statements of the governmental activities, the major fund and the aggregate remaining fund information of the Loudonville-Perrysville Exempted Village School District, Ashland County, (the District) as of and for the year ended June 30, 2019, and the related notes to the financial statements, which collectively comprise the District's basic financial statements and have issued our report thereon dated February 27, 2020.

Internal Control Over Financial Reporting

As part of our financial statement audit, we considered the District's internal control over financial reporting (internal control) to determine the audit procedures appropriate in the circumstances to the extent necessary to support our opinions on the financial statements, but not to the extent necessary to opine on the effectiveness of the District's internal control. Accordingly, we have not opined on it.

A *deficiency in internal control* exists when the design or operation of a control does not allow management or employees, when performing their assigned functions, to prevent, or detect and timely correct misstatements. A *material weakness* is a deficiency, or combination of internal control deficiencies resulting in a reasonable possibility that internal control will not prevent or detect and timely correct a material misstatement of the District's financial statements. A *significant deficiency* is a deficiency, or a combination of deficiencies, in internal control that is less severe than a material weakness, yet important enough to merit attention by those charged with governance.

Our consideration of internal control was for the limited purpose described in the first paragraph of this section and was not designed to identify all internal control deficiencies that might be material weaknesses or significant deficiencies. Given these limitations, we did not identify any deficiencies in internal control that we consider material weaknesses. However, unidentified material weaknesses may exist.

Compliance and Other Matters

As part of reasonably assuring whether the District's financial statements are free of material misstatement, we tested its compliance with certain provisions of laws, regulations, contracts, and grant agreements, noncompliance with which could directly and materially affect the determination of financial statement amounts. However, opining on compliance with those provisions was not an objective of our audit and accordingly, we do not express an opinion. The results of our tests disclosed no instances of noncompliance or other matters we must report under *Government Auditing Standards*.

Purpose of this Report

This report only describes the scope of our internal control and compliance testing and our testing results, and does not opine on the effectiveness of the District's internal control or on compliance. This report is an integral part of an audit performed under *Government Auditing Standards* in considering the District's internal control and compliance. Accordingly, this report is not suitable for any other purpose.



Keith Faber
Auditor of State

Columbus, Ohio

February 27, 2020

OHIO AUDITOR OF STATE KEITH FABER



88 East Broad Street, 5th Floor
Columbus, Ohio 43215-3506
(614) 466-3402 or (800) 443-9275
CentralRegion@ohioauditor.gov

INDEPENDENT AUDITOR'S REPORT ON COMPLIANCE WITH REQUIREMENTS APPLICABLE TO THE MAJOR FEDERAL PROGRAM AND ON INTERNAL CONTROL OVER COMPLIANCE REQUIRED BY THE UNIFORM GUIDANCE

Loudonville-Perrysville Exempted Village School District
Ashland County
210 East Main Street
Loudonville, Ohio 44842

To the Board of Education:

Report on Compliance for the Major Federal Program

We have audited Loudonville-Perrysville Exempted Village School District's (the District's) compliance with the applicable requirements described in the U.S. Office of Management and Budget (OMB) *Compliance Supplement* that could directly and materially affect Loudonville-Perrysville Exempted Village School District's major federal program for the year ended June 30, 2019. The *Summary of Auditor's Results* in the accompanying schedule of findings identifies the District's major federal program.

Management's Responsibility

The District's Management is responsible for complying with federal statutes, regulations, and the terms and conditions of its federal awards applicable to its federal programs.

Auditor's Responsibility

Our responsibility is to opine on the District's compliance for the District's major federal program based on our audit of the applicable compliance requirements referred to above. Our compliance audit followed auditing standards generally accepted in the United States of America; the standards for financial audits included in the Comptroller General of the United States' *Government Auditing Standards*; and the audit requirements of Title 2 U.S. *Code of Federal Regulations* Part 200, *Uniform Administrative Requirements, Cost Principles, and Audit Requirements for Federal Awards* (Uniform Guidance). These standards and the Uniform Guidance require us to plan and perform the audit to reasonably assure whether noncompliance with the applicable compliance requirements referred to above that could directly and materially affect a major federal program occurred. An audit includes examining, on a test basis, evidence about the District's compliance with those requirements and performing such other procedures as we considered necessary in the circumstances.

We believe our audit provides a reasonable basis for our compliance opinion on the District's major program. However, our audit does not provide a legal determination of the District's compliance.

Opinion on the Major Federal Program

In our opinion, Loudonville-Perrysville Exempted Village School District complied, in all material respects with the compliance requirements referred to above that could directly and materially affect its major federal program for the year ended June 30, 2019.

Report on Internal Control Over Compliance

The District's management is responsible for establishing and maintaining effective internal control over compliance with the applicable compliance requirements referred to above. In planning and performing our compliance audit, we considered the District's internal control over compliance with the applicable requirements that could directly and materially affect a major federal program, to determine our auditing procedures appropriate for opining on the major federal program's compliance and to test and report on internal control over compliance in accordance with the Uniform Guidance, but not to the extent needed to opine on the effectiveness of internal control over compliance. Accordingly, we have not opined on the effectiveness of the District's internal control over compliance.

A deficiency in internal control over compliance exists when the design or operation of a control over compliance does not allow management or employees, when performing their assigned functions, to prevent, or to timely detect and correct, noncompliance with a federal program's applicable compliance requirement. A *material weakness in internal control over compliance* is a deficiency, or combination of deficiencies, in internal control over compliance, such that there is a reasonable possibility that material noncompliance with a federal program compliance requirement will not be prevented, or timely detected and corrected. A *significant deficiency in internal control over compliance* is a deficiency, or a combination of deficiencies, in internal control over compliance with federal program's applicable compliance requirement that is less severe than a material weakness in internal control over compliance, yet important enough to merit attention by those charged with governance.

Our consideration of internal control over compliance was for the limited purpose described in the first paragraph of this section and would not necessarily identify all deficiencies in internal control over compliance that might be material weaknesses or significant deficiencies. We did not identify any deficiencies in internal control over compliance that we consider to be material weaknesses. However, material weaknesses may exist that have not been identified.

This report only describes the scope of our internal control over compliance tests and the results of this testing based on Uniform Guidance requirements. Accordingly, this report is not suitable for any other purpose.



Keith Faber
Auditor of State
Columbus, Ohio

February 27, 2020

**LOUDONVILLE-PERRYSVILLE EXEMPTED VILLAGE SCHOOL DISTRICT
ASHLAND COUNTY**

**SCHEDULE OF FINDINGS
2 CFR § 200.515
JUNE 30, 2019**

1. SUMMARY OF AUDITOR'S RESULTS

(d)(1)(i)	Type of Financial Statement Opinion	Unmodified
(d)(1)(ii)	Were there any material weaknesses in internal control reported at the financial statement level (GAGAS)?	No
(d)(1)(ii)	Were there any significant deficiencies in internal control reported at the financial statement level (GAGAS)?	No
(d)(1)(iii)	Was there any reported material noncompliance at the financial statement level (GAGAS)?	No
(d)(1)(iv)	Were there any material weaknesses in internal control reported for major federal programs?	No
(d)(1)(iv)	Were there any significant deficiencies in internal control reported for major federal programs?	No
(d)(1)(v)	Type of Major Programs' Compliance Opinion	Unmodified
(d)(1)(vi)	Are there any reportable findings under 2 CFR § 200.516(a)?	No
(d)(1)(vii)	Major Programs (list):	Special Education Cluster
(d)(1)(viii)	Dollar Threshold: Type A/B Programs	Type A: > \$ 750,000 Type B: all others
(d)(1)(ix)	Low Risk Auditee under 2 CFR §200.520?	Yes

**2. FINDINGS RELATED TO THE FINANCIAL STATEMENTS
REQUIRED TO BE REPORTED IN ACCORDANCE WITH GAGAS**

None.

3. FINDINGS FOR FEDERAL AWARDS

None.

This page intentionally left blank.

OHIO AUDITOR OF STATE KEITH FABER



LOUDONVILLE-PERRYSVILLE EXEMPTED VILLAGE SCHOOL DISTRICT

ASHLAND COUNTY

CLERK'S CERTIFICATION

This is a true and correct copy of the report which is required to be filed in the Office of the Auditor of State pursuant to Section 117.26, Revised Code, and which is filed in Columbus, Ohio.

Susan Babbitt

CLERK OF THE BUREAU

**CERTIFIED
MARCH 24, 2020**