

**JOHNSTOWN-MONROE LOCAL SCHOOL DISTRICT
LICKING COUNTY, OHIO**

BASIC FINANCIAL STATEMENTS

AUDITED

FOR THE FISCAL YEAR ENDED
JUNE 30, 2019

OHIO AUDITOR OF STATE
KEITH FABER



88 East Broad Street
Columbus, Ohio 43215
IPARreport@ohioauditor.gov
(800) 282-0370

Board of Education
Johnstown-Monroe Local School District
441 South Main Street
Johnstown, Ohio 43031

We have reviewed the *Independent Auditor's Report* of the Johnstown-Monroe Local School District, Licking County, prepared by Julian & Grube, Inc., for the audit period July 1, 2018 through June 30, 2019. Based upon this review, we have accepted these reports in lieu of the audit required by Section 117.11, Revised Code. The Auditor of State did not audit the accompanying financial statements and, accordingly, we are unable to express, and do not express an opinion on them.

Our review was made in reference to the applicable sections of legislative criteria, as reflected by the Ohio Constitution, and the Revised Code, policies, procedures and guidelines of the Auditor of State, regulations and grant requirements. The Johnstown-Monroe Local School District is responsible for compliance with these laws and regulations

A handwritten signature in black ink that reads "Keith Faber".

Keith Faber
Auditor of State
Columbus, Ohio

February 12, 2020

This page intentionally left blank.

**JOHNSTOWN-MONROE LOCAL SCHOOL DISTRICT
LICKING COUNTY, OHIO**

TABLE OF CONTENTS

Independent Auditor’s Report	1 - 2
Management’s Discussion and Analysis	4 - 17
Basic Financial Statements:	
Government-Wide Financial Statements:	
Statement of Net Position	18
Statement of Activities	19
Fund Financial Statements:	
Balance Sheet - Governmental Funds	20
Reconciliation of Total Governmental Fund Balances to Net Position of Governmental Activities	21
Statement of Revenues, Expenditures and Changes in Fund Balances - Governmental Funds.....	22
Reconciliation of the Statement of Revenues, Expenditures and Changes in Fund Balances of Governmental Funds to the Statement of Activities	23
Statement of Revenues, Expenditures and Changes in Fund Balance - Budget and Actual (Non-GAAP Budgetary Basis) - General Fund	24
Statement of Fiduciary Net Position - Fiduciary Funds	25
Statement of Changes in Fiduciary Net Position - Fiduciary Fund	26
Notes to the Basic Financial Statements.....	27 - 71
Required Supplementary Information:	
Schedule of the District’s Proportionate Share of the Net Pension Liability:	
School Employees Retirement System (SERS) of Ohio74 - 75
State Teachers Retirement System (STRS) of Ohio76 - 77
Schedule of District Pension Contributions:	
School Employees Retirement System (SERS) of Ohio	78 - 79
State Teachers Retirement System (STRS) of Ohio	80 - 81
Schedule of the Districts Proportionate Share of the Net OPEB Liability/Asset:	
School Employees Retirement System (SERS) of Ohio	82
State Teachers Retirement System (STRS) of Ohio	83
Schedule of District OPEB Contributions:	
School Employees Retirement System (SERS) of Ohio	84 - 85
State Teachers Retirement System (STRS) of Ohio	86 - 87
Notes to the Required Supplementary Information	88 - 89
Independent Auditor’s Report on Internal Control Over Financial Reporting and on Compliance and Other Matters Required by <i>Government Auditing Standards</i>	90 - 91

This page intentionally left blank.



Julian & Grube, Inc.
Serving Ohio Local Governments

333 County Line Rd. West, Westerville, OH 43082 Phone: 614.846.1899 Fax: 614.846.2799

Independent Auditor's Report

Johnstown-Monroe Local School District
Licking County
441 South Main Street
Johnstown, Ohio 43031

To the Board of Education:

Report on the Financial Statements

We have audited the accompanying financial statements of the governmental activities, each major fund, and the aggregate remaining fund information of the Johnstown-Monroe Local School District, Licking County, Ohio, as of and for the fiscal year ended June 30, 2019, and the related notes to the financial statements, which collectively comprise the Johnstown-Monroe Local School District's basic financial statements as listed in the table of contents.

Management's Responsibility for the Financial Statements

Management is responsible for preparing and fairly presenting these financial statements in accordance with accounting principles generally accepted in the United States of America; this includes designing, implementing, and maintaining internal control relevant to preparing and fairly presenting financial statements that are free from material misstatement, whether due to fraud or error.

Auditor's Responsibility

Our responsibility is to opine on these financial statements based on our audit. We audited in accordance with auditing standards generally accepted in the United States of America and the financial audit standards in the Comptroller General of the United States' *Government Auditing Standards*. Those standards require us to plan and perform the audit to reasonably assure the financial statements are free from material misstatement.

An audit requires obtaining evidence about financial statement amounts and disclosures. The procedures selected depend on our judgment, including assessing the risks of material financial statement misstatement, whether due to fraud or error. In assessing those risks, we consider internal control relevant to the Johnstown-Monroe Local School District's preparation and fair presentation of the financial statements in order to design audit procedures that are appropriate in the circumstances, but not to the extent needed to opine on the effectiveness of the Johnstown-Monroe Local School District's internal control. Accordingly, we express no such opinion. An audit also includes evaluating the appropriateness of management's accounting policies and the reasonableness of their significant accounting estimates, as well as our evaluation of the overall financial statement presentation.

We believe the audit evidence we obtained is sufficient and appropriate to support our audit opinions.

Opinion

In our opinion, the financial statements referred to above present fairly, in all material respects, the respective financial position of the governmental activities, each major fund, and the aggregate remaining fund information of the Johnstown-Monroe Local School District, Licking County, Ohio, as of June 30, 2019, and the respective changes in financial position thereof and the budgetary comparison for the General fund thereof for the fiscal year then ended in accordance with the accounting principles generally accepted in the United States of America.

Other Matters

Required Supplementary Information

Accounting principles generally accepted in the United States of America require this presentation to include *Management's discussion and analysis*, and schedules of net pension and other postemployment benefit assets/liabilities and pension and other postemployment benefit contributions listed in the table of contents, to supplement the basic financial statements. Although this information is not part of the basic financial statements, the Governmental Accounting Standards Board considers it essential for placing the basic financial statements in an appropriate operational, economic, or historical context. We applied certain limited procedures to the required supplementary information in accordance with auditing standards generally accepted in the United States of America, consisting of inquiries of management about the methods of preparing the information and comparing the information for consistency with management's responses to our inquiries, to the basic financial statements, and other knowledge we obtained during our audit of the basic financial statements. We do not opine or provide any assurance on the information because the limited procedures do not provide us with sufficient evidence to opine or provide any other assurance.

Other Reporting Required by Government Auditing Standards

In accordance with *Government Auditing Standards*, we have also issued our report dated October 14, 2019, on our consideration of the Johnstown-Monroe Local School District's internal control over financial reporting and our tests of its compliance with certain provisions of laws, regulations, contracts and grant agreements and other matters. That report describes the scope of our internal control testing over financial reporting and compliance, and the results of that testing, and does not opine on internal control over financial reporting or on compliance. That report is an integral part of an audit performed in accordance with *Government Auditing Standards* in considering the Johnstown-Monroe Local School District's internal control over financial reporting and compliance.



Julian & Grube, Inc.
October 14, 2019

**JOHNSTOWN-MONROE LOCAL SCHOOL DISTRICT
LICKING COUNTY, OHIO**

**MANAGEMENT'S DISCUSSION AND ANALYSIS
FOR THE FISCAL YEAR ENDED JUNE 30, 2019**

The management's discussion and analysis of the Johnstown-Monroe Local School District's (the "District") financial performance provides an overall review of the District's financial activities for the fiscal year ended June 30, 2019. The intent of this discussion and analysis is to look at the District's financial performance as a whole; readers should also review the basic financial statements and the notes to the basic financial statements to enhance their understanding of the District's financial performance.

Financial Highlights

Key financial highlights for fiscal year 2019 are as follows:

- In total, net position of governmental activities increased \$3,961,796 which represents a 16.07% increase from 2018's net position.
- General revenues accounted for \$19,961,439 in revenue or 88.51% of all revenues. Program specific revenues in the form of charges for services and sales and grants and contributions accounted for \$2,590,477 or 11.49% of total revenues of \$22,551,916.
- The District had \$18,590,120 in expenses related to governmental activities; \$2,590,477 of these expenses were offset by program specific charges for services, grants or contributions. General revenues supporting governmental activities (primarily taxes and unrestricted grants and entitlements) of \$19,961,439 were adequate to provide for these programs.
- The District's major governmental funds are the general fund, bond retirement, and capital projects fund. The general fund had \$19,022,451 in revenues and other financing sources and \$20,152,442 in expenditures and other financing uses. During fiscal year 2019, the general fund's fund balance decreased \$1,129,991 from a balance of \$17,107,322 to \$15,977,331.
- The bond retirement fund had \$1,687,109 in revenues and \$1,918,017 in expenditures. During fiscal year 2019, the bond retirement fund's fund balance decreased \$230,908 from a balance of \$2,267,175 to a balance of \$2,036,267.
- The capital projects fund had \$3,511,725 in revenues and other financing sources and \$5,133,437 in expenditures. During fiscal year 2019, the capital projects fund's fund balance decreased \$1,621,712 from a balance of \$7,724,641 to a balance of \$6,102,929.

Using these Basic Financial Statements

This annual report consists of a series of financial statements and notes to those statements. These statements are organized so the reader can understand the District as a financial whole, an entire operating entity. The statements then proceed to provide an increasingly detailed look at specific financial activities.

The *statement of net position* and *statement of activities* provide information about the activities of the whole District, presenting both an aggregate view of the District's finances and a longer-term view of those finances. Fund financial statements provide the next level of detail. For governmental funds, these statements tell how services were financed in the short-term as well as what remains for future spending. The fund financial statements also look at the District's most significant funds with all other nonmajor funds presented in total in one column. In the case of the District, the general fund, bond retirement fund, and capital projects fund are considered major funds.

**JOHNSTOWN-MONROE LOCAL SCHOOL DISTRICT
LICKING COUNTY, OHIO**

MANAGEMENT'S DISCUSSION AND ANALYSIS
FOR THE FISCAL YEAR ENDED JUNE 30, 2019

Reporting the District as a Whole

Statement of Net Position and the Statement of Activities

While this document contains the large number of funds used by the District to provide programs and activities, the view of the District as a whole looks at all financial transactions and asks the question, "How did we do financially during 2019?" The statement of net position and the statement of activities answer this question. These statements include *all assets, deferred outflows of resources, liabilities, deferred inflows of resources, revenues and expenses* using the *accrual basis of accounting* similar to the accounting used by most private-sector companies. This basis of accounting will take into account all of the current year's revenues and expenses regardless of when cash is received or paid.

These two statements report the District's *net position* and changes in net position. This change in net position is important because it tells the reader that, for the District as a whole, the *financial position* of the District has improved or diminished. The causes of this change may be the result of many factors, some financial, some not. Non-financial factors include the District's property tax base, current property tax laws in Ohio restricting revenue growth, facility conditions, required educational programs and other factors.

In the statement of net position and the statement of activities, the governmental activities include the District's programs and services, including instruction, support services, operation and maintenance of plant, pupil transportation, extracurricular activities, and food service operations.

Reporting the District's Most Significant Funds

Fund Financial Statements

Fund financial reports provide detailed information about the District's major funds. The District uses many funds to account for a multitude of financial transactions. However, these fund financial statements focus on the District's most significant funds. The District's major governmental funds are the general fund, bond retirement fund, and capital projects fund.

Governmental Funds

Most of the District's activities are reported in governmental funds, which focus on how money flows into and out of those funds and the balances left at year-end available for spending in future periods. These funds are reported using an accounting method called *modified accrual* accounting, which measures cash and all other *financial assets* that can readily be converted to cash. The governmental fund financial statements provide a detailed *short-term* view of the District's general government operations and the basic services it provides. Governmental fund information helps determine whether there are more or fewer financial resources that can be spent in the near future to finance educational programs. The relationship (or differences) between governmental *activities* (reported in the statement of net position and the statement of activities) and governmental *funds* is reconciled in the basic financial statements.

**JOHNSTOWN-MONROE LOCAL SCHOOL DISTRICT
LICKING COUNTY, OHIO**

**MANAGEMENT'S DISCUSSION AND ANALYSIS
FOR THE FISCAL YEAR ENDED JUNE 30, 2019**

Reporting the District's Fiduciary Responsibilities

The District is the trustee, or fiduciary, for its scholarship programs. This activity is presented as private-purpose trust funds. The District also acts in a trustee capacity as an agent for individuals or other entities. These activities are reported in the agency fund. All of the District's fiduciary activities are reported in separate statements of fiduciary net position and changes in fiduciary net position. These activities are excluded from the District's other financial statements because the assets cannot be utilized by the District to finance its operations.

Notes to the Basic Financial Statements

The notes provide additional information that is essential to a full understanding of the data provided in the government-wide and fund financial statements.

Supplementary Information

In addition to the basic financial statements and accompanying notes, this report also presents certain supplementary information concerning the District's net pension liability and net OPEB liability.

**JOHNSTOWN-MONROE LOCAL SCHOOL DISTRICT
LICKING COUNTY, OHIO**

MANAGEMENT'S DISCUSSION AND ANALYSIS
FOR THE FISCAL YEAR ENDED JUNE 30, 2019

The District as a Whole

The table below provides a summary of the District's net position for June 30, 2019 and 2018.

	Net Position	
	Governmental Activities 2019	Governmental Activities 2018
<u>Assets</u>		
Current and other assets	\$ 41,061,053	\$ 43,793,648
Capital assets, net	<u>51,102,807</u>	<u>45,116,879</u>
Total assets	<u>92,163,860</u>	<u>88,910,527</u>
<u>Deferred Outflows of Resources</u>		
Unamortized deferred charges on debt refunding	1,378,281	1,426,783
Pension	4,827,636	5,897,136
OPEB	<u>369,438</u>	<u>228,137</u>
Total deferred outflows of resources	<u>6,575,355</u>	<u>7,552,056</u>
<u>Liabilities</u>		
Current liabilities	1,780,979	2,939,341
Long-term liabilities:		
Due within one year	739,330	738,634
Due in more than one year:		
Net pension liability	16,206,200	16,927,400
Net OPEB liability	1,548,955	3,646,015
Other amounts	<u>37,261,317</u>	<u>37,838,277</u>
Total liabilities	<u>57,536,781</u>	<u>62,089,667</u>
<u>Deferred Inflows of Resources</u>		
Property taxes levied for the next fiscal year	9,622,284	8,185,887
Payment in lieu of taxes levied for the next fiscal year	291,948	371,526
Pension	1,029,114	690,146
OPEB	<u>1,637,019</u>	<u>465,084</u>
Total deferred inflows of resources	<u>12,580,365</u>	<u>9,712,643</u>
<u>Net Position</u>		
Net investment in capital assets	15,404,721	7,546,032
Restricted	5,791,561	7,860,935
Unrestricted	<u>7,425,787</u>	<u>9,253,306</u>
Total net position	<u>\$ 28,622,069</u>	<u>\$ 24,660,273</u>

**JOHNSTOWN-MONROE LOCAL SCHOOL DISTRICT
LICKING COUNTY, OHIO**

**MANAGEMENT'S DISCUSSION AND ANALYSIS
FOR THE FISCAL YEAR ENDED JUNE 30, 2019**

The net pension liability (NPL) is one of the largest liabilities reported by the District at June 30, 2019 and is reported pursuant to GASB Statement 68, "Accounting and Financial Reporting for Pensions—an Amendment of GASB Statement 27." For fiscal year 2019, the School District adopted GASB Statement 75, "Accounting and Financial Reporting for Postemployment Benefits Other Than Pensions," which significantly revises accounting for costs and liabilities related to other postemployment benefits (OPEB). For reasons discussed below, many end users of this financial statement will gain a clearer understanding of the District's actual financial condition by adding deferred inflows related to pension and OPEB, the net pension liability and the net OPEB liability to the reported net position and subtracting deferred outflows related to pension and OPEB.

Governmental Accounting Standards Board standards are national and apply to all government financial reports prepared in accordance with generally accepted accounting principles. Prior accounting for pensions (GASB 27) and postemployment benefits (GASB 45) focused on a funding approach. This approach limited pension and OPEB costs to contributions annually required by law, which may or may not be sufficient to fully fund each plan's net pension liability or net OPEB liability. GASB 68 and GASB 75 take an earnings approach to pension and OPEB accounting; however, the nature of Ohio's statewide pension/OPEB plans and state law governing those systems requires additional explanation in order to properly understand the information presented in these statements.

GASB 68 and GASB 75 require the net pension liability and the net OPEB liability to equal the School District's proportionate share of each plan's collective:

1. Present value of estimated future pension/OPEB benefits attributable to active and inactive employees' past service.
2. Minus plan assets available to pay these benefits.

GASB notes that pension and OPEB obligations, whether funded or unfunded, are part of the "employment exchange" – that is, the employee is trading his or her labor in exchange for wages, benefits, and the promise of a future pension and other postemployment benefits. GASB noted that the unfunded portion of this promise is a present obligation of the government, part of a bargained-for benefit to the employee, and should accordingly be reported by the government as a liability since they received the benefit of the exchange. However, the District is not responsible for certain key factors affecting the balance of these liabilities. In Ohio, the employee shares the obligation of funding pension benefits with the employer. Both employer and employee contribution rates are capped by State statute. A change in these caps requires action of both Houses of the General Assembly and approval of the Governor. Benefit provisions are also determined by State statute. The Ohio revised Code permits, but does not require the retirement systems to provide healthcare to eligible benefit recipients. The retirement systems may allocate a portion of the employer contributions to provide for these OPEB benefits.

The employee enters the employment exchange with the knowledge that the employer's promise is limited not by contract but by law. The employer enters the exchange also knowing that there is a specific, legal limit to its contribution to the retirement system. In Ohio, there is no legal means to enforce the unfunded liability of the pension/OPEB plan as against the public employer. State law operates to mitigate/lessen the moral obligation of the public employer to the employee, because all parties enter the employment exchange with notice as to the law. The retirement system is responsible for the administration of the pension and OPEB plans.

Most long-term liabilities have set repayment schedules or, in the case of compensated absences (i.e. sick and vacation leave), are satisfied through paid time-off or termination payments. There is no repayment schedule for the net pension liability or the net OPEB liability. As explained above, changes in benefits, contribution rates, and return on investments affect the balance of these liabilities but are outside the control of the local government. In the event that contributions, investment returns, and other changes are insufficient to keep up with required payments, State statute does not assign/identify the responsible party for the unfunded portion. Due to the unique nature of how the net pension liability and the net OPEB liability are satisfied, these liabilities are separately identified within the long-term liability section of the statement of net position.

**JOHNSTOWN-MONROE LOCAL SCHOOL DISTRICT
LICKING COUNTY, OHIO**

**MANAGEMENT'S DISCUSSION AND ANALYSIS
FOR THE FISCAL YEAR ENDED JUNE 30, 2019**

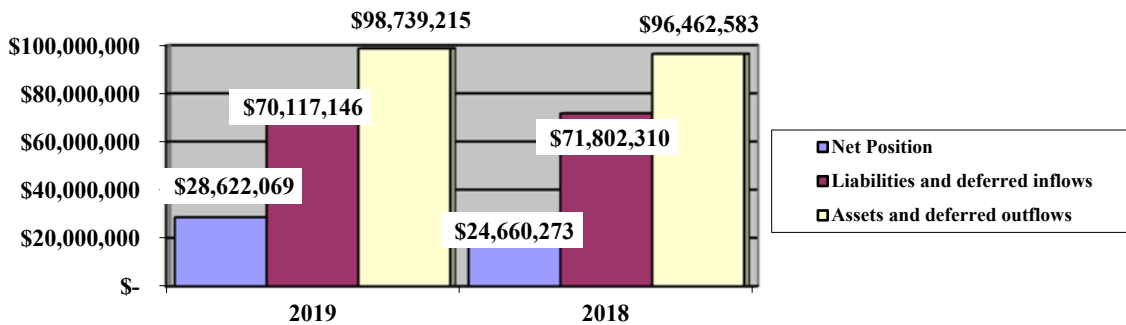
In accordance with GASB 68 and GASB 75, the District's statements prepared on an accrual basis of accounting include an annual pension expense and an annual OPEB expense for their proportionate share of each plan's change in net pension liability and net OPEB liability, respectively, not accounted for as deferred inflows/outflows.

At year-end, capital assets represented 51.76% of total assets and deferred outflows of resources. Capital assets include land, construction in progress, land improvements, buildings and improvements, furniture and equipment and vehicles. Net investment in capital assets was \$15,404,721. These capital assets are used to provide services to the students and are not available for future spending. Although the District's investment in capital assets is reported net of related debt, it should be noted that the resources to repay the debt must be provided from other sources, since capital assets may not be used to liquidate these liabilities.

A portion of the District's net position, \$5,791,561, represents resources that are subject to external restriction on how they may be used. The remaining balance of unrestricted net position of \$7,425,787 may be used to meet the District's ongoing obligations to the students and creditors.

The graph below shows the District's governmental activities assets, deferred outflows of resources, liabilities, deferred inflows of resources and net position at June 30, 2019 and 2018.

Governmental Activities



**JOHNSTOWN-MONROE LOCAL SCHOOL DISTRICT
LICKING COUNTY, OHIO**

MANAGEMENT'S DISCUSSION AND ANALYSIS
FOR THE FISCAL YEAR ENDED JUNE 30, 2019

The table below shows the change in net position for fiscal year 2019 and 2018.

	Change in Net Position	
	Governmental	Restated
	Activities	Governmental
	2019	2018
<u>Revenues</u>		
Program revenues:		
Charges for services and sales	\$ 1,032,315	\$ 992,966
Operating grants and contributions	1,311,642	1,246,846
Capital grants and contributions	246,520	196,100
General revenues:		
Property taxes	8,932,516	11,024,239
Payments in lieu of taxes	1,006,826	1,745,260
School district income taxes	3,504,959	3,310,620
Unrestricted grants and entitlements	5,814,927	5,637,839
Investment earnings	595,742	172,496
Miscellaneous	106,469	206,113
Total revenues	<u>22,551,916</u>	<u>24,532,479</u>

**JOHNSTOWN-MONROE LOCAL SCHOOL DISTRICT
LICKING COUNTY, OHIO**

MANAGEMENT'S DISCUSSION AND ANALYSIS
FOR THE FISCAL YEAR ENDED JUNE 30, 2019

	Change in Net Position	
	Governmental	Governmental
	Activities	Activities
	<u>2019</u>	<u>2018</u>
<u>Expenses</u>		
Program expenses:		
Instruction:		
Regular	\$ 7,181,630	\$ 5,475,784
Special	2,099,487	1,745,049
Vocational	222,662	145,432
Other	265,492	163,839
Support services:		
Pupil	508,395	379,069
Instructional staff	502,400	594,319
Board of education	45,437	110,407
Administration	1,543,729	866,856
Fiscal	521,132	438,906
Business	2,096	2,285
Operations and maintenance	1,823,327	1,853,380
Pupil transportation	1,305,706	1,425,688
Central	123,230	108,742
Operation of non-instructional services:		
Food service operations	548,306	424,786
Extracurricular activities	620,548	529,148
Interest and fiscal charges	1,276,543	1,272,865
Total expenses	<u>18,590,120</u>	<u>15,536,555</u>
Change in net position	3,961,796	8,995,924
Net position at beginning of year	<u>24,660,273</u>	<u>15,664,349</u>
Net position at end of year	<u>\$ 28,622,069</u>	<u>\$ 24,660,273</u>

Governmental Activities

Net position of the District's governmental activities increased \$3,961,796. Total governmental expenses of \$18,590,120 were offset by program revenues of \$2,590,477 and general revenues of \$19,961,439. Program revenues supported 13.93% of the total governmental expenses.

The primary sources of revenue for governmental activities are derived from property taxes, payment in lieu of taxes, income taxes, and grants and entitlements. These revenue sources represent 85.40% of total governmental revenue. The largest expense of the District is for instructional programs. Instruction expenses totaled \$9,769,271 or 52.55% of total governmental expenses for fiscal year 2019.

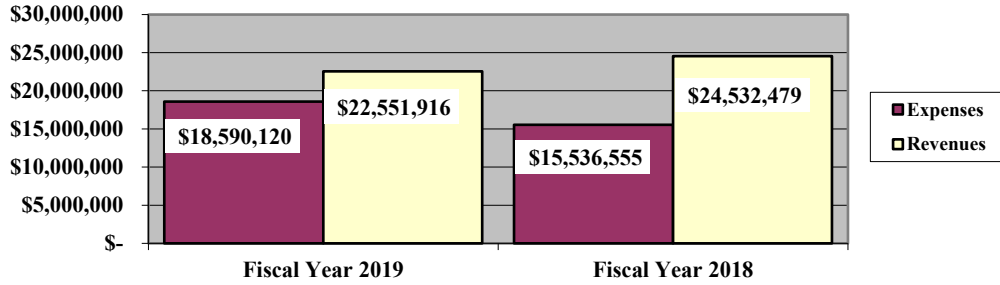
Expenses of the governmental activities increased \$3,053,565 or 19.65%. This increase is primarily the result of changes in the net pension liability, net OPEB liability and associated deferred inflows of resources and deferred outflows of resources.

**JOHNSTOWN-MONROE LOCAL SCHOOL DISTRICT
LICKING COUNTY, OHIO**

**MANAGEMENT'S DISCUSSION AND ANALYSIS
FOR THE FISCAL YEAR ENDED JUNE 30, 2019**

The graph below presents the District's governmental activities revenues and expenses for fiscal year 2019 and 2018.

Governmental Activities - Revenues and Expenses



The statement of activities shows the cost of program services and the charges for services and grants offsetting those services. The following table shows, for governmental activities, the total cost of services and the net cost of services. That is, it identifies the cost of these services supported by tax revenue and unrestricted State grants and entitlements.

**JOHNSTOWN-MONROE LOCAL SCHOOL DISTRICT
LICKING COUNTY, OHIO**

**MANAGEMENT'S DISCUSSION AND ANALYSIS
FOR THE FISCAL YEAR ENDED JUNE 30, 2019**

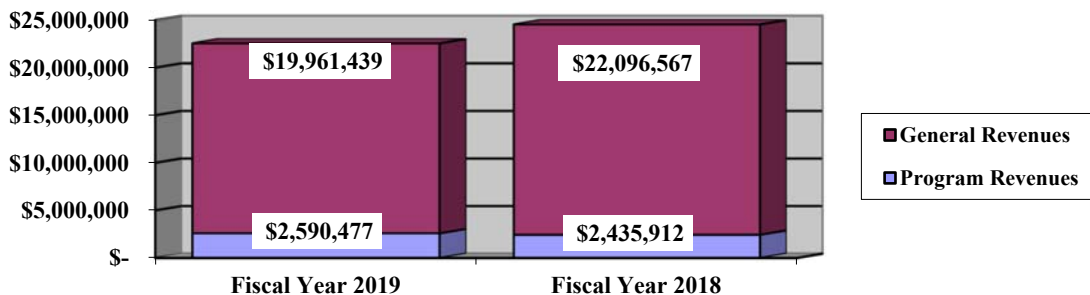
Governmental Activities

	Total Cost of Services <u>2019</u>	Net Cost of Services <u>2019</u>	Total Cost of Services <u>2018</u>	Net Cost of Services <u>2018</u>
Program expenses				
Instruction:				
Regular	\$ 7,181,630	\$ 6,871,443	\$ 5,475,784	\$ 5,121,388
Special	2,099,487	1,323,888	1,745,049	1,048,141
Vocational	222,662	177,584	145,432	97,771
Other	265,492	118,500	163,839	12,141
Support services:				
Pupil	508,395	506,595	379,069	379,069
Instructional staff	502,400	502,400	594,319	499,782
Board of education	45,437	45,437	110,407	110,407
Administration	1,543,729	1,448,919	866,856	862,418
Fiscal	521,132	521,132	438,906	438,906
Business	2,096	2,096	2,285	2,285
Operations and maintenance	1,823,327	1,567,304	1,853,380	1,643,459
Pupil transportation	1,305,706	1,087,701	1,425,688	1,225,818
Central	123,230	117,830	108,742	103,342
Operation of non-instructional services:				
Food service operations	548,306	12,325	424,786	(56,046)
Extracurricular activities	620,548	419,946	529,148	338,897
Interest and fiscal charges	<u>1,276,543</u>	<u>1,276,543</u>	<u>1,272,865</u>	<u>1,272,865</u>
Total expenses	<u>\$ 18,590,120</u>	<u>\$ 15,999,643</u>	<u>\$ 15,536,555</u>	<u>\$ 13,100,643</u>

The dependence upon tax and other general revenues for governmental activities is apparent; 85.71% of instruction activities are supported through taxes and other general revenues. For all governmental activities, general revenue support is 86.07%. The District's taxpayers and unrestricted grants and entitlements from the State of Ohio are by far the primary support for District's students.

The graph below presents the District's governmental activities revenue for fiscal year 2019 and 2018.

Governmental Activities - General and Program Revenues



**JOHNSTOWN-MONROE LOCAL SCHOOL DISTRICT
LICKING COUNTY, OHIO**

MANAGEMENT'S DISCUSSION AND ANALYSIS
FOR THE FISCAL YEAR ENDED JUNE 30, 2019

The District's Funds

The District's governmental funds reported a combined fund balance of \$28,140,646, which is less than last year's total of \$32,043,995. The decline in fund balance is primarily a result of expenditures related to the District's school facilities construction project. The schedule below indicates the fund balance and the total change in fund balance as of June 30, 2019 and 2018.

	<u>Fund Balance</u> <u>June 30, 2019</u>	<u>Fund Balance</u> <u>June 30, 2018</u>	<u>Change</u>	<u>Percentage</u> <u>Change</u>
General	\$ 15,977,331	\$17,107,322	\$ (1,129,991)	(6.61) %
Bond Retirement	2,036,267	2,267,175	(230,908)	(10.18) %
Capital Projects	6,102,929	7,724,641	(1,621,712)	(20.99) %
Other Governmental	<u>4,024,089</u>	<u>4,944,857</u>	<u>(920,768)</u>	(18.62) %
Total	<u>\$ 28,140,616</u>	<u>\$32,043,995</u>	<u>\$ (3,903,379)</u>	(12.18) %

General Fund

The District's general fund balance decreased \$1,129,991. In addition to the revenues and expenditures in the table below, the general fund transferred \$3,084,000 to the capital projects fund. The table that follows assists in illustrating the financial activities and fund balance of the general fund.

	<u>2019</u> <u>Amount</u>	<u>2018</u> <u>Amount</u>	<u>Net</u> <u>Change</u>	<u>Percentage</u> <u>Change</u>
<u>Revenues</u>				
Taxes	\$ 10,712,068	\$ 11,970,383	\$ (1,258,315)	(10.51) %
Payments in lieu of taxes	930,924	1,561,670	(630,746)	(40.39) %
Tuition	297,715	348,668	(50,953)	(14.61) %
Earnings on investments	594,290	173,494	420,796	242.54 %
Intergovernmental	6,321,450	6,158,953	162,497	2.64 %
Other revenues	<u>143,991</u>	<u>227,553</u>	<u>(83,562)</u>	(36.72) %
Total	<u>\$ 19,000,438</u>	<u>\$ 20,440,721</u>	<u>\$ (1,440,283)</u>	(7.05) %
<u>Expenditures</u>				
Instruction	\$ 10,279,278	\$ 9,878,953	\$ 400,325	4.05 %
Support services	6,199,248	6,007,412	191,836	3.19 %
Extracurricular activities	401,979	378,737	23,242	6.14 %
Facilities acquisition and construction	157,514	78,742	78,772	100.04 %
Debt service	<u>30,423</u>	<u>30,423</u>	<u>-</u>	- %
Total	<u>\$ 17,068,442</u>	<u>\$ 16,374,267</u>	<u>\$ 694,175</u>	4.24 %

**JOHNSTOWN-MONROE LOCAL SCHOOL DISTRICT
LICKING COUNTY, OHIO**

**MANAGEMENT'S DISCUSSION AND ANALYSIS
FOR THE FISCAL YEAR ENDED JUNE 30, 2019**

Revenues of the general fund decreased \$1,440,283 or 7.05%. The District had a decrease in property tax revenue due to the timing of taxes available for advance. In addition, the District had a decrease in payments in lieu of taxes, due to a one-time payment for prior year PILOT payments from the City of New Albany in 2018.

Expenditures of the general fund increased \$694,175 or 4.24%. Instruction expenditures increased primarily due to salaries and benefit increases. In 2018, the District had bond issuance costs that were part of the debt service expenditures. The District had an increase in facilities acquisition and construction expenditures from the general fund in 2019.

Bond Retirement Fund

The bond retirement fund had \$1,687,109 in revenues and \$1,918,017 in expenditures. During fiscal year 2019, the bond retirement fund's fund balance decreased \$230,908 from a balance of \$2,267,175 to a balance of \$2,036,267.

Capital Projects Fund

The capital projects fund had \$3,511,725 in revenues and other financing sources and \$5,133,437 in expenditures. During fiscal year 2019, the capital projects fund's fund balance decreased \$1,621,712 from a balance of \$7,724,641 to a balance of \$6,102,929.

General Fund Budgeting Highlights

The District's budget is prepared according to Ohio law and is based on accounting for certain transactions on a basis of cash receipts, disbursements and encumbrances. The most significant budgeted fund is the general fund.

During the course of fiscal year 2019, the District amended its general fund budget several times. For the general fund, original budgeted revenues and other financing sources were \$19,054,824 and final budgeted revenues and other financing sources were \$19,800,448. Actual revenues and other financing sources for fiscal 2019 was \$19,898,821.

General fund original appropriations and other financing uses of \$19,309,278 were increased to \$21,819,028 in the final appropriations and other financing uses. The actual budget basis expenditures and other financing uses for fiscal year 2019 totaled \$20,493,689, which was \$1,325,339 less than the final budget appropriations.

Capital Assets and Debt Administration

Capital Assets

At the end of fiscal year 2019, the District had \$51,102,807 invested in land, construction-in-progress, land improvements, buildings and improvements, furniture and equipment and vehicles. This entire amount is reported in governmental activities. The following table shows fiscal year 2019 balances compared to 2018:

**JOHNSTOWN-MONROE LOCAL SCHOOL DISTRICT
LICKING COUNTY, OHIO**

MANAGEMENT'S DISCUSSION AND ANALYSIS
FOR THE FISCAL YEAR ENDED JUNE 30, 2019

**Capital Assets at June 30
(Net of Depreciation)**

	Governmental Activities	
	2019	2018
Land	\$ 300,961	\$ 300,961
Construction-in-progress	3,030,055	1,004,340
Land improvements	159,473	15,418
Building and improvements	46,121,764	42,205,764
Furniture and equipment	1,422,416	1,515,546
Vehicles	68,138	74,850
Total	<u>\$ 51,102,807</u>	<u>\$ 45,116,879</u>

The overall increase in capital assets of \$5,985,928 is due to the \$7,459,381 in additions, \$1,283,662 in depreciation expense and disposals, net of accumulated depreciation of \$189,791.

See Note 10 to the basic financial statements for additional information on the District's capital assets.

Debt Administration

At June 30, 2019, the District had \$34,753 in capital lease obligations and \$34,131,843 in general obligations bonds, including accreted interest, outstanding. Of this total, \$691,418 is due within one year and \$33,475,178 is due in greater than one year.

**JOHNSTOWN-MONROE LOCAL SCHOOL DISTRICT
LICKING COUNTY, OHIO**

MANAGEMENT'S DISCUSSION AND ANALYSIS
FOR THE FISCAL YEAR ENDED JUNE 30, 2019

The following table summarizes the bonds and leases outstanding.

Outstanding Debt, at Year End

	Governmental Activities <u>2019</u>	Governmental Activities <u>2018</u>
Capital lease obligations	\$ 34,753	\$ 57,788
School Improvement Bonds - 2014	22,135,000	22,615,000
School Improvement Bonds - 2014 (CABS)	344,048	289,439
Refunding Bonds - 2016	11,430,000	11,600,000
Refunding Bonds - 2016 (CABS)	<u>222,795</u>	<u>180,667</u>
Total	<u>\$ 34,166,596</u>	<u>\$ 34,742,894</u>

See Note 13 to the basic financial statements for additional information on the District's debt administration.

Current Financial Related Activities

The District is currently financially sound. As the preceding information shows, the District relies heavily upon property taxes, income taxes, grants and entitlements. The District is at the 20 mill floor, and is seeing additional property tax revenue each year. PUPP revenues and TIF revenues continue to increase each year. The District is currently collecting approximately \$3.4 million per year from a 1% income tax. This income tax was renewed in May 2018 and collections will continue through fiscal year 2024. In addition, a \$2.2 million Emergency Levy was renewed in November of 2018 and collection will continue through fiscal year 2024. This additional tax revenue, along with the District's cash balance, will provide the District with the necessary funds to meet its operating expenses for several years.

However, the future financial stability of the District is not without challenges. The next challenge facing the District is the steady increase in enrollment. These projected increases are due to planned residential growth in the District. The district passed a bond issue in May of 2014 which allowed for a new K-5 elementary building and a new 9-12 high school building to be completed in 2018. The bond issue also allows for renovations to be made to the old high school for use as a middle school. The District is currently closing out an Ohio Facilities Construction Commission (OFCC) *Classroom Facilities Assistance Program*. Both new buildings opened during the 2017-2018 school year, with the renovated high school transitioning into a middle school in the 2018-2019 school year. However, additional planning is being done now, as enrollment continues to grow and could warrant additional instructional space in the coming years.

The last challenge facing the District is the future of State funding. The District anticipates minimal growth in State revenue in the coming years, resulting from the 2020-2021 biennial budget constraints. Additional money will be received, but it will be very limited.

In conclusion, the District has committed itself to financial excellence for many years.

Contacting the District's Financial Management

This financial report is designed to provide our citizens, taxpayers and investors and creditors with a general overview of the District's finances and to show the District's accountability for the money it receives. If you have questions about this report or need additional financial information contact Mr. Zachary Niblick, Treasurer, Johnstown-Monroe Local School District, 441 S. Main Street, Johnstown, Ohio 43031.

**JOHNSTOWN-MONROE LOCAL SCHOOL DISTRICT
LICKING COUNTY, OHIO**

STATEMENT OF NET POSITION
JUNE 30, 2019

	Governmental Activities
Assets:	
Equity in pooled cash and cash equivalents.	\$ 27,743,606
Receivables:	
Property taxes	10,214,860
Income taxes.	1,489,447
Payment in lieu of taxes	291,948
Accounts.	1,638
Accrued interest	31,693
Intergovernmental	83,061
Prepayments	193,321
Materials and supplies inventory.	2,568
Inventory held for resale.	55,594
Net OPEB asset.	953,317
Capital assets:	
Nondepreciable capital assets	3,331,016
Depreciable capital assets, net.	47,771,791
Capital assets, net.	51,102,807
Total assets.	92,163,860
Deferred outflows of resources:	
Unamortized deferred charges on debt refunding	1,378,281
Pension	4,827,636
OPEB	369,438
Total deferred outflows of resources	6,575,355
Liabilities:	
Accounts payable.	237,986
Contracts payable.	152,573
Accrued wages and benefits payable	983,097
Intergovernmental payable	105,459
Pension and postemployment obligation payable	202,567
Accrued interest payable	99,297
Long-term liabilities:	
Due within one year.	739,330
Due in more than one year:	
Net pension liability.	16,206,200
Other amounts due in more than one year	37,261,317
Net OPEB liability.	1,548,955
Total liabilities	57,536,781
Deferred inflows of resources:	
Property taxes levied for the next fiscal year.	9,622,284
Payment in lieu of taxes levied for the next fiscal year	291,948
Pension.	1,029,114
OPEB.	1,637,019
Total deferred inflows of resources	12,580,365
Net position:	
Net investment in capital assets	15,404,721
Restricted for:	
Capital projects	3,046,328
Classroom facilities maintenance	545,753
Debt service.	1,675,569
Locally funded programs	2,137
State funded programs.	23,562
Student activities	65,938
Other purposes	432,274
Unrestricted	7,425,787
Total net position.	\$ 28,622,069

SEE ACCOMPANYING NOTES TO THE BASIC FINANCIAL STATEMENTS

**JOHNSTOWN-MONROE LOCAL SCHOOL DISTRICT
LICKING COUNTY, OHIO**

STATEMENT OF ACTIVITIES
FOR THE FISCAL YEAR ENDED JUNE 30, 2019

	Program Revenues				Net (Expense) Revenue and Changes in Net Position
	Expenses	Charges for Services and Sales	Operating Grants and Contributions		Capital Grants and Contributions
Governmental activities:					
Instruction:					
Regular	\$ 7,181,630	\$ 298,323	\$ 11,864	\$ -	\$ (6,871,443)
Special	2,099,487	81,491	694,108	-	(1,323,888)
Vocational	222,662	-	45,078	-	(177,584)
Other	265,492	-	146,992	-	(118,500)
Support services:					
Pupil.	508,395	-	1,800	-	(506,595)
Instructional staff	502,400	-	-	-	(502,400)
Board of education	45,437	-	-	-	(45,437)
Administration.	1,543,729	-	94,810	-	(1,448,919)
Fiscal.	521,132	-	-	-	(521,132)
Business.	2,096	-	-	-	(2,096)
Operations and maintenance	1,823,327	9,503	-	246,520	(1,567,304)
Pupil transportation.	1,305,706	88,921	129,084	-	(1,087,701)
Central	123,230	-	5,400	-	(117,830)
Operation of non-instructional services:					
Food service operations	548,306	356,700	179,281	-	(12,325)
Extracurricular activities.	620,548	197,377	3,225	-	(419,946)
Interest and fiscal charges	1,276,543	-	-	-	(1,276,543)
Total governmental activities	\$ 18,590,120	\$ 1,032,315	\$ 1,311,642	\$ 246,520	(15,999,643)
General revenues:					
Property taxes levied for:					
General purposes					7,231,319
Debt Service					1,579,251
Special Revenue.					121,946
Payments in lieu of taxes.					1,006,826
Income taxes levied for:					
General purposes					3,504,959
Grants and entitlements not restricted to specific programs					5,814,927
Investment earnings					595,742
Miscellaneous					106,469
Total general revenues					19,961,439
Change in net position					3,961,796
Net position at beginning of year.					24,660,273
Net position at end of year.					\$ 28,622,069

SEE ACCOMPANYING NOTES TO THE BASIC FINANCIAL STATEMENTS

**JOHNSTOWN-MONROE LOCAL SCHOOL DISTRICT
LICKING COUNTY, OHIO**

BALANCE SHEET
GOVERNMENTAL FUNDS
JUNE 30, 2019

	<u>General</u>	<u>Bond Retirement</u>	<u>Capital Projects</u>	<u>Nonmajor Governmental Funds</u>	<u>Total Governmental Funds</u>
Assets:					
Equity in pooled cash and cash equivalents.	\$ 15,521,729	\$ 1,951,662	\$ 6,139,131	\$ 4,131,084	\$ 27,743,606
Receivables:					
Property taxes.	8,254,273	1,815,895	-	144,692	10,214,860
Income taxes	1,489,447	-	-	-	1,489,447
Payment in lieu of taxes	236,210	51,654	-	4,084	291,948
Accounts	1,638	-	-	-	1,638
Accrued interest	31,693	-	-	-	31,693
Intergovernmental.	74,043	-	-	9,018	83,061
Prepayments.	193,321	-	-	-	193,321
Materials and supplies inventory.	-	-	-	2,568	2,568
Inventory held for resale.	-	-	-	55,594	55,594
Total assets	<u>\$ 25,802,354</u>	<u>\$ 3,819,211</u>	<u>\$ 6,139,131</u>	<u>\$ 4,347,040</u>	<u>\$ 40,107,736</u>
Liabilities:					
Accounts payable	\$ 183,592	\$ -	\$ 28,261	\$ 26,133	\$ 237,986
Contracts payable.	40,687	-	7,941	103,945	152,573
Accrued wages and benefits payable	946,008	-	-	37,089	983,097
Intergovernmental payable	104,956	-	-	503	105,459
Pension and postemployment obligation payable	189,321	-	-	13,246	202,567
Total liabilities.	<u>1,464,564</u>	<u>-</u>	<u>36,202</u>	<u>180,916</u>	<u>1,681,682</u>
Deferred inflows of resources:					
Property taxes levied for the next fiscal year.	7,775,406	1,710,576	-	136,302	9,622,284
Payment in lieu of taxes levied for the next fiscal year.	236,210	51,654	-	4,084	291,948
Delinquent property tax revenue not available.	94,602	20,714	-	1,649	116,965
Income tax revenue not available	236,000	-	-	-	236,000
Intergovernmental revenue not available.	9,565	-	-	-	9,565
Accrued interest not available.	8,676	-	-	-	8,676
Total deferred inflows of resources	<u>8,360,459</u>	<u>1,782,944</u>	<u>-</u>	<u>142,035</u>	<u>10,285,438</u>
Fund balances:					
Nonspendable:					
Materials and supplies inventory.	-	-	-	2,568	2,568
Unclaimed monies.	2,987	-	-	-	2,987
Prepays.	193,321	-	-	-	193,321
Restricted:					
Debt service	-	2,036,267	-	-	2,036,267
Capital improvements	-	-	-	2,942,383	2,942,383
Classroom facilities maintenance	-	-	-	544,104	544,104
Food service operations	-	-	-	451,712	451,712
Other purposes.	-	-	-	25,699	25,699
Student activities.	-	-	-	65,938	65,938
Committed:					
Capital improvements	-	-	6,102,929	-	6,102,929
Assigned:					
Student instruction	18,552	-	-	-	18,552
Student and staff support.	237,941	-	-	-	237,941
Extracurricular activities	2	-	-	-	2
Facilities acquisition and construction	2,834	-	-	-	2,834
School supplies	84,840	-	-	-	84,840
Unassigned (deficit).	15,436,854	-	-	(8,315)	15,428,539
Total fund balances	<u>15,977,331</u>	<u>2,036,267</u>	<u>6,102,929</u>	<u>4,024,089</u>	<u>28,140,616</u>
Total liabilities, deferred inflows and fund balances	<u>\$ 25,802,354</u>	<u>\$ 3,819,211</u>	<u>\$ 6,139,131</u>	<u>\$ 4,347,040</u>	<u>\$ 40,107,736</u>

SEE ACCOMPANYING NOTES TO THE BASIC FINANCIAL STATEMENTS

**JOHNSTOWN-MONROE LOCAL SCHOOL DISTRICT
LICKING COUNTY, OHIO**

RECONCILIATION OF TOTAL GOVERNMENTAL FUND BALANCES TO
NET POSITION OF GOVERNMENTAL ACTIVITIES
JUNE 30, 2019

Total governmental fund balances		\$	28,140,616
<i>Amounts reported for governmental activities on the statement of net position are different because:</i>			
Capital assets used in governmental activities are not financial resources and therefore are not reported in the funds.			51,102,807
Other long-term assets are not available to pay for current-period expenditures and therefore are deferred inflows in the funds.			
Property taxes receivable	\$	116,965	
Income taxes receivable		236,000	
Accounts receivable		9,565	
Accrued interest receivable		8,676	
Total		8,676	371,206
Unamortized premiums on bonds issued are not recognized in the funds.			(3,080,000)
Unamortized amounts on refundings are not recognized in the funds.			1,378,281
Accrued interest payable is not due and payable in the current period and therefore is not reported in the funds.			(99,297)
The net pension liability is not due and payable in the current period; therefore, the liability and related deferred inflows/outflows are not reported in governmental funds.			
Deferred outflows - Pension		4,827,636	
Deferred Inflows - Pension		(1,029,114)	
Net pension liability		(16,206,200)	
Total		(16,206,200)	(12,407,678)
The net OPEB liability/asset is not due and payable in the current period; therefore, the liability/asset and related deferred inflows/outflows are not reported in governmental funds.			
Deferred outflows - OPEB		369,438	
Deferred Inflows - OPEB		(1,637,019)	
Net OPEB asset		953,317	
Net OPEB liability		(1,548,955)	
Total		(1,548,955)	(1,863,219)
Long-term liabilities, including bonds payable, are not due and payable in the current period and therefore are not reported in the funds.			
General obligation bonds		(34,131,843)	
Capital lease obligations		(34,753)	
Compensated absences		(754,051)	
Total		(34,920,647)	(34,920,647)
Net position of governmental activities		\$	28,622,069

SEE ACCOMPANYING NOTES TO THE BASIC FINANCIAL STATEMENTS

**JOHNSTOWN-MONROE LOCAL SCHOOL DISTRICT
LICKING COUNTY, OHIO**

STATEMENT OF REVENUES, EXPENDITURES AND CHANGES IN FUND BALANCES
GOVERNMENTAL FUNDS
FOR THE FISCAL YEAR ENDED JUNE 30, 2019

	General	Bond Retirement	Capital Projects	Nonmajor Governmental Funds	Total Governmental Funds
Revenues:					
From local sources:					
Property taxes	\$ 7,233,051	\$ 1,582,919	\$ -	\$ 122,027	\$ 8,937,997
Income taxes	3,479,017	-	-	-	3,479,017
Payment in lieu of taxes	930,924	70,621	-	5,281	1,006,826
Tuition	297,715	-	-	-	297,715
Transportation fees	-	-	-	77,252	77,252
Earnings on investments	594,290	-	41,660	80,614	716,564
Charges for services	-	-	-	356,700	356,700
Extracurricular	27,295	-	-	171,401	198,696
Classroom materials and fees	82,099	-	-	-	82,099
Rental income	-	-	9,503	-	9,503
Contributions and donations	30,450	-	126,562	4,812	161,824
Other local revenues	4,147	-	-	-	4,147
Intergovernmental - intermediate	-	-	-	1,298	1,298
Intergovernmental - state	6,317,250	33,569	-	60,029	6,410,848
Intergovernmental - federal	4,200	-	-	703,095	707,295
Total revenues	<u>19,000,438</u>	<u>1,687,109</u>	<u>177,725</u>	<u>1,582,509</u>	<u>22,447,781</u>
Expenditures:					
Current:					
Instruction:					
Regular	7,962,959	-	-	12,005	7,974,964
Special	1,915,983	-	-	276,827	2,192,810
Vocational	228,659	-	-	8	228,667
Other	171,677	-	-	128,824	300,501
Support services:					
Pupil	539,373	-	-	1,800	541,173
Instructional staff	494,016	-	-	-	494,016
Board of education	46,544	-	-	-	46,544
Administration	1,493,054	-	-	95,586	1,588,640
Fiscal	517,721	27,667	-	2,101	547,489
Business	2,101	-	-	-	2,101
Operations and maintenance	1,775,954	-	-	69,949	1,845,903
Pupil transportation	1,215,604	-	-	99,408	1,315,012
Central	114,881	-	-	5,400	120,281
Operation of non-instructional services:					
Food service operations	-	-	-	476,468	476,468
Extracurricular activities	401,979	-	-	178,719	580,698
Facilities acquisition and construction	157,514	-	5,133,437	1,155,688	6,446,639
Capital outlay	-	-	-	5,596	5,596
Debt service:					
Principal retirement	28,173	650,000	-	458	678,631
Interest and fiscal charges	2,250	1,240,350	-	36	1,242,636
Total expenditures	<u>17,068,442</u>	<u>1,918,017</u>	<u>5,133,437</u>	<u>2,508,873</u>	<u>26,628,769</u>
Excess (deficiency) of revenues over (under) expenditures	<u>1,931,996</u>	<u>(230,908)</u>	<u>(4,955,712)</u>	<u>(926,364)</u>	<u>(4,180,988)</u>
Other financing sources (uses):					
Sale and loss of assets	22,013	-	250,000	-	272,013
Transfers in	-	-	3,084,000	-	3,084,000
Transfers (out)	(3,084,000)	-	-	-	(3,084,000)
Capital lease transaction	-	-	-	5,596	5,596
Total other financing sources (uses)	<u>(3,061,987)</u>	<u>-</u>	<u>3,334,000</u>	<u>5,596</u>	<u>277,609</u>
Net change in fund balances	(1,129,991)	(230,908)	(1,621,712)	(920,768)	(3,903,379)
Fund balances at					
beginning of year	17,107,322	2,267,175	7,724,641	4,944,857	32,043,995
Fund balances at end of year	<u>\$ 15,977,331</u>	<u>\$ 2,036,267</u>	<u>\$ 6,102,929</u>	<u>\$ 4,024,089</u>	<u>\$ 28,140,616</u>

SEE ACCOMPANYING NOTES TO THE BASIC FINANCIAL STATEMENTS

**JOHNSTOWN-MONROE LOCAL SCHOOL DISTRICT
LICKING COUNTY, OHIO**

RECONCILIATION OF THE STATEMENT OF REVENUES, EXPENDITURES
AND CHANGES IN FUND BALANCES OF GOVERNMENTAL FUNDS
TO THE STATEMENT OF ACTIVITIES
FOR THE FISCAL YEAR ENDED JUNE 30, 2019

Net change in fund balances - total governmental funds	\$	(3,903,379)
<i>Amounts reported for governmental activities in the statement of activities are different because:</i>		
Governmental funds report capital outlays as expenditures. However, in the statement of activities, the cost of those assets is allocated over their estimated useful lives as depreciation expense.		
Capital asset additions	\$ 7,459,381	
Current year depreciation	<u>(1,283,662)</u>	
Total		6,175,719
The net effect of various miscellaneous transactions involving capital assets (i.e., sales, disposals, trade-ins, and donations) is to decrease net position.		
		(189,791)
Revenues in the statement of activities that do not provide current financial resources are not reported as revenues in the funds.		
Property taxes	(5,481)	
Income taxes	25,942	
Earnings on investments	1,452	
Other	<u>9,565</u>	
Total		31,478
Repayment of bond and lease principal is an expenditure in the governmental funds, but the repayment reduces long-term liabilities on the statement of net position. Principal payments during the year were:		
		678,631
Capital leases are recorded as other financing sources in the funds; however, in the statement of activities, they are not reported as other financing sources as they increase liabilities on the statement of net position		
		(5,596)
In the statement of activities, interest is accrued on outstanding bonds, whereas in governmental funds, an interest expenditure is reported when due. The following items resulted in additional interest being reported in the statement of activities:		
Decrease in accrued interest payable	1,240	
Accreted interest on capital appreciation bonds	(96,737)	
Amortization of bond premiums	110,092	
Amortization of deferred charges	<u>(48,502)</u>	
Total		(33,907)
Some expenses reported in the statement of activities, such as compensated absences, do not require the use of current financial resources and therefore are not reported as expenditures in governmental funds.		
		(123,834)
Contractually required pension contributions are reported as expenditures in governmental funds; however, the statement of activities reports these amounts as deferred outflows.		
		1,219,139
Except for amounts reported as deferred inflows/outflows, changes in the net pension liability are reported as pension expense in the statement of activities.		
		(1,906,407)
Contractually required OPEB contributions are reported as expenditures in governmental funds; however, the statement of activities reports these amounts as deferred outflows.		
		45,307
Except for amounts reported as deferred inflows/outflows, changes in the net OPEB asset/liability are reported as OPEB expense in the statement of activities.		
		<u>1,974,436</u>
Change in net position of governmental activities	\$	<u>3,961,796</u>

SEE ACCOMPANYING NOTES TO THE BASIC FINANCIAL STATEMENTS

**JOHNSTOWN-MONROE LOCAL SCHOOL DISTRICT
LICKING COUNTY, OHIO**

STATEMENT OF REVENUES, EXPENDITURES AND CHANGES IN
FUND BALANCE - BUDGET AND ACTUAL (NON-GAAP BUDGETARY BASIS)
GENERAL FUND
FOR THE FISCAL YEAR ENDED JUNE 30, 2019

	<u>Budgeted Amounts</u>			Variance with Final Budget Positive (Negative)
	<u>Original</u>	<u>Final</u>	<u>Actual</u>	
Revenues:				
From local sources:				
Property taxes	\$ 7,751,093	\$ 8,213,093	\$ 8,213,864	\$ 771
Income taxes	3,269,514	3,409,514	3,409,126	(388)
Payment in lieu of taxes	880,000	980,000	997,855	17,855
Tuition	390,000	287,000	309,864	22,864
Earnings on investments	258,000	383,000	473,112	90,112
Classroom materials and fees	3,000	3,000	2,650	(350)
Rental income	2,000	2,000	-	(2,000)
Contributions and donations	2,500	20,000	20,100	100
Other local revenues	-	-	2,754	2,754
Intergovernmental - state	6,361,517	6,352,517	6,318,567	(33,950)
Intergovernmental - federal	10,000	4,200	4,200	-
Total revenues	<u>18,927,624</u>	<u>19,654,324</u>	<u>19,752,092</u>	<u>97,768</u>
Expenditures:				
Current:				
Instruction:				
Regular	8,416,128	8,417,952	7,968,063	449,889
Special	2,084,444	2,089,695	1,928,550	161,145
Vocational	246,199	242,842	230,134	12,708
Other	160,256	164,393	154,536	9,857
Support services:				
Pupil	534,533	573,028	552,199	20,829
Instructional staff	563,972	567,210	498,093	69,117
Board of education	95,550	89,850	76,332	13,518
Administration	1,542,796	1,554,630	1,513,289	41,341
Fiscal	536,611	555,984	523,676	32,308
Business	5,077	5,066	2,539	2,527
Operations and maintenance	1,943,453	2,284,452	1,916,354	368,098
Pupil transportation	1,387,683	1,387,880	1,318,482	69,398
Central	124,717	124,443	116,481	7,962
Extracurricular activities	339,016	388,131	369,307	18,824
Facilities acquisition and construction	539,143	182,052	135,954	46,098
Total expenditures	<u>18,519,578</u>	<u>18,627,608</u>	<u>17,303,989</u>	<u>1,323,619</u>
Excess (deficiency) of revenues over (under) expenditures	408,046	1,026,716	2,448,103	1,421,387
Other financing sources (uses):				
Refund of prior year's expenditures	5,000	20,000	19,016	(984)
Refund of prior year's receipts	-	(1,720)	-	1,720
Transfers in	105,700	105,700	105,700	-
Transfers (out)	(789,700)	(3,189,700)	(3,189,700)	-
Sale and loss of assets	16,500	20,424	22,013	1,589
Total other financing sources (uses)	<u>(662,500)</u>	<u>(3,045,296)</u>	<u>(3,042,971)</u>	<u>2,325</u>
Net change in fund balance	(254,454)	(2,018,580)	(594,868)	1,423,712
Fund balance at beginning of year	15,126,719	15,126,719	15,126,719	-
Prior year encumbrances appropriated	463,951	463,951	463,951	-
Fund balance at end of year	<u>\$ 15,336,216</u>	<u>\$ 13,572,090</u>	<u>\$ 14,995,802</u>	<u>\$ 1,423,712</u>

SEE ACCOMPANYING NOTES TO THE BASIC FINANCIAL STATEMENTS

**JOHNSTOWN-MONROE LOCAL SCHOOL DISTRICT
LICKING COUNTY, OHIO**

STATEMENT OF FIDUCIARY NET POSITION
FIDUCIARY FUNDS
JUNE 30, 2019

	<u>Private-Purpose Trust</u>	
	<u>Scholarship</u>	<u>Agency</u>
Assets:		
Current assets:		
Equity in pooled cash and cash equivalents	\$ 402,062	\$ 67,983
Total assets.	<u>402,062</u>	<u>\$ 67,983</u>
Liabilities:		
Accounts payable.	7,400	\$ -
Due to students.	-	67,983
Total liabilities	<u>7,400</u>	<u>\$ 67,983</u>
Net position:		
Held in trust for scholarships	<u>394,662</u>	
Total net position.	<u>\$ 394,662</u>	

SEE ACCOMPANYING NOTES TO THE BASIC FINANCIAL STATEMENTS

**JOHNSTOWN-MONROE LOCAL SCHOOL DISTRICT
LICKING COUNTY, OHIO**

STATEMENT OF CHANGES IN FIDUCIARY NET POSITION
FIDUCIARY FUND
FOR THE FISCAL YEAR ENDED JUNE 30, 2019

	Private-Purpose Trust
	Scholarship
Additions:	
Interest	\$ 1,450
Gifts and contributions	37,133
Total additions.	38,583
 Deductions:	
Scholarships awarded	64,163
Change in net position	(25,580)
Net position at beginning of year.	420,242
Net position at end of year	\$ 394,662

SEE ACCOMPANYING NOTES TO THE BASIC FINANCIAL STATEMENTS

This page intentionally left blank.

**JOHNSTOWN-MONROE LOCAL SCHOOL DISTRICT
LICKING COUNTY, OHIO**

NOTES TO BASIC FINANCIAL STATEMENTS
FOR THE FISCAL YEAR ENDED JUNE 30, 2019

NOTE 1 - DESCRIPTION OF THE SCHOOL DISTRICT

The Johnstown-Monroe Local School District (the “District”) is located in Licking County in Johnstown, Ohio. The District was established in 1813 through the consolidation of existing land areas and school districts. The District currently serves an area of approximately 49 square miles and includes all of the Village of Johnstown and portions of Monroe, Liberty and Jersey Townships in Licking County and Harlem Township in Delaware County.

The District was organized in accordance with Sections 2 and 3, Article VI of the Constitution of the State of Ohio. Under such laws, there is no authority for a school district to have a charter or adopt local laws. The legislative power of the District is vested in the Board of Education, consisting of five members elected at large for staggered four-year terms.

The District currently operates 3 instructional buildings, 1 administrative building and 1 garage. The District employs 48 classified staff, 109 certified staff and 13 administrators (full-time and part-time) to provide services to approximately 1,671 students in grades K through 12 and various community groups.

NOTE 2 - SUMMARY OF SIGNIFICANT ACCOUNTING POLICIES

The basic financial statements of the District have been prepared in conformity with accounting principles generally accepted in the United States of America (GAAP) as applied to governmental units. The Governmental Accounting Standards Board (GASB) is the accepted standard-setting body for establishing governmental accounting and financial reporting principles. The District’s significant accounting policies are described below.

A. Reporting Entity

The reporting entity has been defined in accordance with GASB Statement No. 14, “The Financial Reporting Entity” as amended by GASB Statement No. 39, “Determining Whether Certain Organizations Are Component Units” and GASB Statement No. 61, “The Financial Reporting Entity: Omnibus an amendment of GASB Statements No. 14 and No. 34”. The reporting entity is composed of the primary government and component units. The primary government consists of all funds, departments, boards and agencies that are not legally separate from the District. For the District, this includes general operations, food service, and student related activities of the District.

Component units are legally separate organizations for which the District is financially accountable. The District is financially accountable for an organization if the District appoints a voting majority of the organization’s Governing Board and (1) the District is able to significantly influence the programs or services performed or provided by the organization; or (2) the District is legally entitled to or can otherwise access the organization’s resources; or (3) the District is legally obligated or has otherwise assumed the responsibility to finance the deficits of, or provide financial support to, the organization; or (4) the District is obligated for the debt of the organization. Component units may also include organizations that are fiscally dependent on the District in that the District approves the budget, the issuance of debt or the levying of taxes. Certain organizations are also included as component units if the nature and significance of the relationship between the primary government and the organization is such that exclusion by the primary government would render the primary government’s financial statements incomplete or misleading. Based upon the application of these criteria, the District has no component units. The basic financial statements of the reporting entity include only those of the District (the primary government).

**JOHNSTOWN-MONROE LOCAL SCHOOL DISTRICT
LICKING COUNTY, OHIO**

NOTES TO BASIC FINANCIAL STATEMENTS
FOR THE FISCAL YEAR ENDED JUNE 30, 2019

NOTE 2 - SUMMARY OF SIGNIFICANT ACCOUNTING POLICIES - (Continued)

The following organizations are described due to their relationship to the District:

JOINTLY GOVERNED ORGANIZATIONS

Licking Area Computer Association (LACA)

LACA is the computer service organization or Data Acquisition Site (DAS) used by the District. LACA is an association of public school districts in a geographic area determined by the Ohio Department of Education. The Licking County Educational Service Center acts as the fiscal agent for the association. The purpose of the association is to develop and employ a computer system efficiently and effectively for the needs of the member Boards of Education. All Districts in the association are required to pay fees, charges and assessments as charged. A Board made up of superintendents from all of the participating districts governs LACA. An elected Executive Board consisting of five members of the Governing Board is the managerial body of the association and meets on a monthly basis. The District does not maintain an ongoing financial interest or an ongoing financial responsibility.

Career and Technology Education Centers of Licking County ("C-TEC")

"C-TEC" is a distinct political subdivision of the State of Ohio operated under the direction of a Board of Education consisting of one representative from each of the nine participating school districts' elected boards, which possesses its own budgeting and taxing authority. Financial statements can be obtained from "C-TEC" administrative offices at 150 Price Road, Newark, Ohio 43055.

INSURANCE POOL

Ohio School Plan (the "Plan")

The District participates in the Plan, an insurance purchasing pool established under Section 2744.081 of the Ohio Revised Code. See Note 14 for detailed information about the plan.

B. Fund Accounting

The District uses funds to maintain its financial records during the year. A fund is defined as a fiscal and accounting entity with a self balancing set of accounts. There are three categories of funds: governmental, proprietary and fiduciary.

GOVERNMENTAL FUNDS

Governmental funds are those through which most governmental functions typically are financed. Governmental fund reporting focuses on the sources, uses and balances of current financial resources. Expendable assets are assigned to the various governmental funds according to the purposes for which they may or must be used. Current liabilities are assigned to the fund from which they will be paid. The difference between governmental fund assets plus deferred outflows of resources and liabilities plus deferred inflows of resources is reported as fund balance.

The following are the District's major governmental funds:

General fund - The general fund is used to account for and report all financial resources not accounted for and reported in another fund. The general fund balance is available for any purpose provided it is expended or transferred according to the general laws of Ohio.

**JOHNSTOWN-MONROE LOCAL SCHOOL DISTRICT
LICKING COUNTY, OHIO**

NOTES TO BASIC FINANCIAL STATEMENTS
FOR THE FISCAL YEAR ENDED JUNE 30, 2019

NOTE 2 - SUMMARY OF SIGNIFICANT ACCOUNTING POLICIES - (Continued)

Bond retirement fund - This fund is used to account for financial resources that are restricted, committed, or assigned to expenditure for principal and interest.

Capital projects fund - The capital projects fund is used to account primarily for transfers from the general fund that are committed for District capital projects.

Other governmental funds of the District are used to account for (a) financial resources that are restricted, committed, or assigned to expenditures for capital outlays including the acquisition of construction of capital facilities and other capital assets and (b) specific revenue sources that are restricted or committed to an expenditure for specified purposes other than debt service or capital projects.

PROPRIETARY FUNDS

Proprietary funds are used to account for the District's ongoing activities which are similar to those often found in the private sector. The District has no proprietary funds.

FIDUCIARY FUNDS

Fiduciary fund reporting focuses on net position and changes in net position. The fiduciary fund category is split into four classifications: pension trust funds, investment trust funds, private-purpose trust funds and agency funds. Trust funds are used to account for assets held by the District under a trust agreement for individuals, private organizations, or other governments and are therefore not available to support the District's own programs. The District's trust funds are private-purpose trusts which account for scholarship programs for students. Agency funds are custodial in nature (assets equal liabilities) and do not involve measurement of results of operations. The District's agency fund accounts for student activities.

C. Basis of Presentation and Measurement Focus

Government-Wide Financial Statements - The statement of net position and the statement of activities display information about the District as a whole. These statements include the financial activities of the primary government, except for fiduciary funds.

The government-wide statement of activities presents a comparison between direct expenses and program revenues for each function or program of the governmental activities of the District. Direct expenses are those that are specifically associated with a service, program or department and therefore clearly identifiable to a particular function. Program revenues include amounts paid by the recipient of goods or services offered by the program and grants and contributions that are restricted to meeting the operational or capital requirements of a particular program. Revenues not classified as program revenues are presented as general revenues of the District.

**JOHNSTOWN-MONROE LOCAL SCHOOL DISTRICT
LICKING COUNTY, OHIO**

NOTES TO BASIC FINANCIAL STATEMENTS
FOR THE FISCAL YEAR ENDED JUNE 30, 2019

NOTE 2 - SUMMARY OF SIGNIFICANT ACCOUNTING POLICIES - (Continued)

The government-wide financial statements are prepared using the economic resources measurement focus. All assets, deferred outflows of resources, liabilities and deferred inflows of resources associated with the operation of the District are included on the statement of net position.

Fund Financial Statements - Fund financial statements report detailed information about the District. The focus of governmental fund financial statements is on major funds rather than reporting funds by type. Each major fund is presented in a separate column, and all nonmajor funds are aggregated into one column. Fiduciary funds are reported by fund type.

All governmental funds are accounted for using a flow of current financial resources measurement focus. With this measurement focus, only current assets, current deferred outflows of resources, current liabilities and current deferred inflows of resources generally are included on the balance sheet.

The statement of revenues, expenditures and changes in fund balances reports on the sources (i.e., revenues and other financing sources) and uses (i.e., expenditures and other financing uses) of current financial resources. This approach differs from the manner in which the governmental activities of the government-wide financial statements are prepared. Governmental fund financial statements therefore include a reconciliation with brief explanations to better identify the relationship between the government-wide statements and the statements for governmental funds.

The private-purpose trust funds is reported using the economic resources measurement focus. Agency funds do not report a measurement focus as they do not report operations.

D. Basis of Accounting

Basis of accounting determines when transactions are recorded in the financial records and reported on the financial statements. Government-wide financial statements are prepared using the accrual basis of accounting. Governmental funds use the modified accrual basis of accounting. Fiduciary funds use the accrual basis of accounting.

Revenues - Exchange and Nonexchange Transactions - Revenue resulting from exchange transactions, in which each party gives and receives essentially equal value, is recorded on the accrual basis when the exchange takes place. On a modified accrual basis, revenue is recorded in the fiscal year in which the resources are measurable and become available. Available means that the resources will be collected within the current fiscal year or are expected to be collected soon enough thereafter to be used to pay liabilities of the current fiscal year. For the District, available means expected to be received within sixty days of fiscal year end.

Nonexchange transactions, in which the District receives value without directly giving equal value in return, include property taxes, income taxes, grants, entitlements and donations. On an accrual basis, revenue from property taxes is recognized in the fiscal year for which the taxes are levied (See Note 6). Revenue from income taxes is recognized in the period in which the income is earned (See Note 9). Revenue from grants, entitlements and donations is recognized in the fiscal year in which all eligibility requirements have been satisfied. Eligibility requirements include timing requirements, which specify the year when the resources are required to be used or the fiscal year when use is first permitted, matching requirements, in which the District must provide local resources to be used for a specified purpose, and expenditure requirements, in which the resources are provided to the District on a reimbursement basis. On a modified accrual basis, revenue from nonexchange transactions must also be available before it can be recognized.

**JOHNSTOWN-MONROE LOCAL SCHOOL DISTRICT
LICKING COUNTY, OHIO**

NOTES TO BASIC FINANCIAL STATEMENTS
FOR THE FISCAL YEAR ENDED JUNE 30, 2019

NOTE 2 - SUMMARY OF SIGNIFICANT ACCOUNTING POLICIES - (Continued)

Under the modified accrual basis, the following revenue sources are considered to be both measurable and available at fiscal year end: property taxes available as an advance, income taxes, interest, tuition, grants, student fees and rentals.

Deferred Outflows of Resources and Deferred Inflows of Resources - In addition to assets, the government-wide statement of net position will report a separate section for deferred outflows of resources. Deferred outflows of resources, represents a consumption of net position that applies to a future period and will not be recognized as an outflow of resources (expense/expenditure) until then. For the District, see Note 15 and 16 for deferred outflows of resources related to the District's net pension liability and net OPEB liability/asset, respectively. In addition, deferred outflows of resources include a deferred charge on debt refunding. A deferred charge on refunding results from the difference in the carrying value of refunded debt and its reacquisition price. This amount is deferred and amortized over the shorter of the life of the refunded or refunding debt.

In addition to liabilities, both the government-wide statement of net position and the governmental fund financial statements report a separate section for deferred inflows of resources. Deferred inflows of resources represent an acquisition of net position that applies to a future period and will not be recognized as an inflow of resources (revenue) until that time. For the District, deferred inflows of resources include property taxes, payments in lieu of taxes and unavailable revenue. Property taxes and payments in lieu of taxes represent amounts for which there is an enforceable legal claim as of June 30, 2019, but which were levied to finance fiscal year 2020 operations. These amounts have been recorded as a deferred inflow of resources on both the government-wide statement of net position and the governmental fund financial statements. Unavailable revenue is reported only on the governmental funds balance sheet, and represents receivables which will not be collected within the available period. For the District unavailable revenue includes, but is not limited to, delinquent property taxes, income taxes, payment in lieu of taxes and intergovernmental grants. These amounts are deferred and recognized as an inflow of resources in the period the amounts become available.

For the District, see Notes 15 and 16 for deferred inflows of resources related to the District's net pension liability and net OPEB liability/asset, respectively. This deferred inflow of resources is only reported on the government-wide statement of net position.

Expenses/Expenditures - On the accrual basis of accounting, expenses are recognized at the time they are incurred. The entitlement value of donated commodities used during the year is reported in the statement of revenues, expenditures and changes in fund balances as an expenditure with a like amount reported as intergovernmental revenue.

The measurement focus of governmental fund accounting is on decreases in net financial resources (expenditures) rather than expenses. Expenditures are generally recognized in the accounting period in which the related fund liability is incurred, if measurable. Allocations of cost, such as depreciation and amortization, are not recognized in governmental funds.

**JOHNSTOWN-MONROE LOCAL SCHOOL DISTRICT
LICKING COUNTY, OHIO**

NOTES TO BASIC FINANCIAL STATEMENTS
FOR THE FISCAL YEAR ENDED JUNE 30, 2019

NOTE 2 - SUMMARY OF SIGNIFICANT ACCOUNTING POLICIES - (Continued)

E. Budgets

The budgetary process is prescribed by provisions of the Ohio Revised Code and entails the preparation of budgetary documents within an established timetable. The major documents prepared are the tax budget, the certificate of estimated resources, and the appropriation resolution, all of which are prepared on the budgetary basis of accounting. The certificate of estimated resources and the appropriations resolution are subject to amendment throughout the year with the legal restriction that appropriations cannot exceed estimated resources, as certified. All funds, other than agency funds, are legally required to be budgeted and appropriated. The legal level of budgetary control has been established at the fund level for all funds. Although the legal level of budgetary control was established at the fund level of expenditures, the District has elected to present budgetary statement comparisons at the fund and function level of expenditures. Any budgetary modifications at the legal level of budgetary control may only be made by resolution of the Board of Education.

Estimated Resources: By April 1, the Board of Education accepts, by formal resolution, the tax rates as determined by the Budget Commission and receives the Commission's certificate of estimated resources, which states the projected revenue of each fund. Prior to July 1, the District must revise its budget so that total contemplated expenditures from any fund during the ensuing year will not exceed the amount stated in the certificate of estimated resources. The revised budget then serves as the basis for the appropriation measure. On or about July 1, the certificate is amended to include any unencumbered cash balances from the preceding year. The certificate may be further amended during the year if projected increases or decreases in revenue are identified by the District Treasurer. The amounts reported in the budgetary statement reflect the amounts in the original and final amended certificate of estimated resources issued during the fiscal year.

Appropriations: Upon receipt from the County Auditor of an amended certificate of estimated resources based on final assessed values and tax rates or a certificate saying a new amended certificate is not necessary, the annual appropriation resolution is enacted by the Board of Education. Prior to the passage of the annual appropriation measure, the Board may pass a temporary appropriation measure to meet the ordinary expenses of the District. The appropriation resolution, by fund, must be within the estimated resources as certified by the County Budget Commission and the total of expenditures may not exceed the appropriation totals at the legal level of control. Any revisions that alter the legal level of budgetary control must be approved by the Board of Education.

The Board may pass supplemental fund appropriations so long as the total appropriations by fund do not exceed the amounts set forth in the most recent certificate of estimated resources. During the year, all supplemental appropriations were legally enacted.

In the budgetary statement, the amounts reported as the original budgeted amounts represent the first appropriations passed by the Board during the fiscal year including amounts automatically carried over from prior years and the amounts reported as the final budgeted amounts represent the final appropriations passed by the Board during the fiscal year; including all amendments.

F. Cash and Investments

To improve cash management, cash received by the District is pooled. Monies for all funds are maintained in this pool. Individual fund integrity is maintained through the District's records. Each fund's interest in the pool is presented as "equity in pooled cash and cash equivalents" in the basic financial statements.

**JOHNSTOWN-MONROE LOCAL SCHOOL DISTRICT
LICKING COUNTY, OHIO**

NOTES TO BASIC FINANCIAL STATEMENTS
FOR THE FISCAL YEAR ENDED JUNE 30, 2019

NOTE 2 - SUMMARY OF SIGNIFICANT ACCOUNTING POLICIES - (Continued)

During fiscal year 2019, investments were limited to the State Treasury Asset Reserve of Ohio (STAR Ohio), non-negotiable certificates of deposit, negotiable certificates of deposit, Federal Farm Credit Bank (FFCB) securities, Federal Home Loan Bank (FHLB) securities, Federal Home Loan Mortgage Corporation (FHLMC) Securities, Federal National Mortgage Association (FNMA) securities, commercial paper, repurchase agreement and U.S. government money market accounts.

Except for nonparticipating investment contracts, investments are reported at fair value, which is based on quoted market prices. Nonparticipating investment contracts, such as non-negotiable certificates of deposit, are reported at cost.

During fiscal year 2019, the District invested in STAR Ohio. STAR Ohio (the State Treasury Asset Reserve of Ohio), is an investment pool managed by the State Treasurer's Office which allows governments within the State to pool their funds for investment purposes. STAR Ohio is not registered with the SEC as an investment company, but has adopted Governmental Accounting Standards Board (GASB), Statement No. 79, "Certain External Investment Pools and Pool Participants." The District measures its investment in STAR Ohio at the net asset value (NAV) per share provided by STAR Ohio. The NAV per share is calculated on an amortized cost basis that provides an NAV per share that approximates fair value.

For fiscal year 2019, there were no limitations or restrictions on any participant withdrawals due to redemption notice periods, liquidity fees, or redemption gates. However, notice must be given 24 hours in advance of all deposits and withdrawals exceeding \$25 million. STAR Ohio reserves the right to limit the transaction to \$100 million, requiring the excess amount to be transacted the following business day(s), but only to the \$100 million limit. All accounts of the participant will be combined for these purposes.

Under existing Ohio statutes all investment earnings are assigned to the general fund unless statutorily required to be credited to a specific fund or by policy of the Board of Education. Investment earnings are assigned to the general fund, classroom facilities fund, capital projects fund, food service fund and the private-purpose trust funds. Interest revenue credited to the general fund during fiscal year 2019 amounted to \$594,290 which includes \$213,007 assigned from other funds.

For presentation on the basic financial statements, investments of the cash management pool and investments with original maturities of three months or less at the time they are purchased by the District are considered to be cash equivalents. Investments with an initial maturity of more than three months are reported as investments.

An analysis of the District's investment accounts at year end is provided in Note 4.

G. Inventory

On government-wide and fund financial statements, purchased inventories are presented at the lower of cost or market and donated commodities are presented at their entitlement value. Inventories are recorded on a first-in, first-out basis and are expensed when used. Inventories are accounted for using the consumption method.

On the fund financial statements, reported materials and supplies inventory is equally offset by a nonspendable fund balance in the governmental funds which indicates that it does not constitute available spendable resources even though it is a component of fund balance.

**JOHNSTOWN-MONROE LOCAL SCHOOL DISTRICT
LICKING COUNTY, OHIO**

NOTES TO BASIC FINANCIAL STATEMENTS
FOR THE FISCAL YEAR ENDED JUNE 30, 2019

NOTE 2 - SUMMARY OF SIGNIFICANT ACCOUNTING POLICIES - (Continued)

Inventory consists of expendable supplies held for consumption, donated food and purchased food.

H. Capital Assets

Governmental capital assets are those assets that are generally related to governmental activities. These assets generally result from expenditures in the governmental funds. These assets are reported in the governmental activities column of the government-wide statement of net position, but are not reported in the fund financial statements.

All capital assets are capitalized at cost (or estimated historical cost) and updated for additions and retirements during the year. Donated capital assets are recorded at their acquisition values as of the date received. The District maintains a capitalization threshold of \$1,500. Improvements are capitalized; the costs of normal maintenance and repairs that do not add to the value of the asset or materially extend an asset's life are not. The District does not possess infrastructure.

All reported capital assets, except land and construction in progress, are depreciated. Improvements are depreciated over the remaining useful lives of the related capital assets.

Depreciation is computed using the straight-line method over the following useful lives:

<u>Description</u>	Governmental Activities <u>Estimated Lives</u>
Land improvements	5 - 30 years
Buildings and improvements	20 - 50 years
Furniture and equipment	5 - 25 years
Vehicles	5 - 20 years

I. Interfund Balances

On fund financial statements, receivables and payables resulting from loans to cover negative cash balances at June 30 are classified as "due to/due from other funds". These amounts are eliminated in the governmental activities column on the statement of net position. As of June 30, 2019, the District did not have any interfund balances.

J. Compensated Absences

Compensated absences of the District consist of vacation leave and sick leave liability to the extent that payments to the employee for these absences are attributable to services already rendered and are not contingent on a specific event that is outside the control of the District and the employee.

**JOHNSTOWN-MONROE LOCAL SCHOOL DISTRICT
LICKING COUNTY, OHIO**

NOTES TO BASIC FINANCIAL STATEMENTS
FOR THE FISCAL YEAR ENDED JUNE 30, 2019

NOTE 2 - SUMMARY OF SIGNIFICANT ACCOUNTING POLICIES - (Continued)

In accordance with the provisions of GASB Statement No. 16, “Accounting for Compensated Absences”, a liability for vacation leave is accrued if a) the employees’ rights to payment are attributable to services already rendered; and b) it is probable that the employer will compensate the employees for the benefits through paid time off or other means, such as cash payment at termination or retirement. An accrual for earned sick leave is made to the extent that it is probable that the benefits will result in termination (severance) payments. A liability for severance is accrued using the vesting method; i.e., the liability is based on the sick leave accumulated at June 30, 2019, by those employees who are currently eligible to receive termination (severance) payments, as well as those employees expected to become eligible in the future. (For purposes of establishing a liability for sick leave on employees expected to become eligible to retire in the future, employees age 50 with at least 10 years of service or any age with 20 years of service were considered expected to become eligible to retire in accordance with GASB Statement No. 16).

The total liability for vacation and sick leave payments has been calculated using pay rates in effect at June 30, 2019 and reduced to the maximum payment allowed by labor contract and/or statute, plus any applicable additional salary related payments.

The entire compensated absence liability is reported on the government-wide financial statements.

For governmental fund financial statements, the current portion of unpaid compensated absences is the amount expected to be paid using expendable available resources. These amounts are recorded in the account “compensated absences payable” in the fund from which the employees who have accumulated unpaid leave are paid. The noncurrent portion of the liability is not reported.

K. Accrued Liabilities and Long-Term Obligations

All payables, accrued liabilities and long-term obligations are reported in the government-wide financial statements.

In general, governmental fund payables and accrued liabilities that, once incurred, are paid in a timely manner and in full from current financial resources are reported as obligations of the funds. However, claims and judgments and compensated absences that will be paid from governmental funds are reported as a liability in the fund financial statements only to the extent that they are due for payment during the current year. Notes and capital leases are recognized as a liability on the fund financial statements when due. Net pension/OPEB liability should be recognized in the governmental funds to the extent that benefit payments are due and payable and the pension/OPEB plan’s fiduciary net position is not sufficient for payment of those benefits.

L. Fund Balance

Fund balance is divided into five classifications based primarily on the extent to which the District is bound to observe constraints imposed upon the use of the resources in the governmental funds. The classifications are as follows:

Nonspendable - The nonspendable fund balance classification includes amounts that cannot be spent because they are not in spendable form or legally required to be maintained intact. The “not in spendable form” criterion includes items that are not expected to be converted to cash. It also includes the long-term amount of loans receivable.

**JOHNSTOWN-MONROE LOCAL SCHOOL DISTRICT
LICKING COUNTY, OHIO**

NOTES TO BASIC FINANCIAL STATEMENTS
FOR THE FISCAL YEAR ENDED JUNE 30, 2019

NOTE 2 - SUMMARY OF SIGNIFICANT ACCOUNTING POLICIES - (Continued)

Restricted - Fund balance is reported as restricted when constraints are placed on the use of resources that are either externally imposed by creditors (such as through debt covenants), grantors, contributors, or laws or regulations of other governments, or imposed by law through constitutional provisions or enabling legislation.

Committed - The committed fund balance classification includes amounts that can be used only for the specific purposes imposed by a formal action (resolution) of the District Board of Education (the highest level of decision making authority). Those committed amounts cannot be used for any other purpose unless the District Board of Education removes or changes the specified use by taking the same type of action (resolution) it employed to previously commit those amounts. Committed fund balance also incorporates contractual obligations to the extent that existing resources in the fund have been specifically committed for use in satisfying those contractual requirements.

Assigned - Amounts in the assigned fund balance classification are intended to be used by the District for specific purposes but do not meet the criteria to be classified as restricted nor committed. In governmental funds other than the general fund, assigned fund balance represents the remaining amount that is not restricted or committed. In the general fund, assigned amounts represent intended uses established by policies of the District Board of Education, which includes giving the Treasurer the authority to constrain monies for intended purposes.

Unassigned - Unassigned fund balance is the residual classification for the general fund and includes all spendable amounts not contained in the other classifications. In other governmental funds, the unassigned classification is only used to report a deficit fund balance resulting from overspending for specific purposes for which amounts had been restricted, committed, or assigned.

The District applies restricted resources first when expenditures are incurred for purposes for which restricted and unrestricted (committed, assigned, and unassigned) fund balance is available. Similarly, within unrestricted fund balance, committed amounts are reduced first followed by assigned, and then unassigned amounts when expenditures are incurred for purposes for which amounts in any of the unrestricted fund balance classifications could be used.

M. Net Position

Net position represents the difference between assets and deferred outflows and liabilities and deferred inflows. The net position component “net investments in capital assets,” consists of capital assets, net of accumulated depreciation, reduced by the outstanding balances of any borrowing used for the acquisition, construction or improvement of those assets. Deferred outflows of resources and deferred inflows of resources that are attributable to the acquisition, construction or improvement of those assets or related debt also should be included in this component of net position. Net position is reported as restricted when there are limitations imposed on its use either through the enabling legislation adopted by the District or through external restrictions imposed by creditors, grantors or laws or regulations of other governments. The amount restricted for other purposes primarily represents amounts restricted for food service operations.

The District applies restricted resources first when an expense is incurred for purposes for which both restricted and unrestricted net position is available.

**JOHNSTOWN-MONROE LOCAL SCHOOL DISTRICT
LICKING COUNTY, OHIO**

NOTES TO BASIC FINANCIAL STATEMENTS
FOR THE FISCAL YEAR ENDED JUNE 30, 2019

NOTE 2 - SUMMARY OF SIGNIFICANT ACCOUNTING POLICIES - (Continued)

N. Prepayments

Certain payments to vendors reflect the costs applicable to future accounting periods and are recorded as prepaid items in both government-wide and fund financial statements. These items are reported as assets on the balance sheet using the consumption method. A current asset for the prepaid amounts is recorded at the time of the purchase and the expenditure/expense is reported in the year in which services are consumed. On the fund financial statements, reported prepayments are equally offset by a nonspendable fund balance.

O. Budget Stabilization Arrangement

The District has established a budget stabilization reserve in accordance with authority established by State law. Additions to the budget stabilization reserve can only be made by formal resolution of the Board of Education. Expenditures out of the budget stabilization reserve can only be made to offset future budget deficits. At June 30, 2019, the balance in the budget stabilization reserve was \$955,147. This amount is included in unassigned fund balance of the general fund and in unrestricted net position on the statement of net position.

P. Bond Issuance Costs/Unamortized Bond Premium and Discount/Deferred Charges on Debt Refunding

On government-wide and fund financial statements, bond issuance costs are expensed in the year they occur.

Bond premiums are deferred and amortized over the term of the bonds using the straight-line method, which approximates the effective interest method. Bond premiums are presented as an addition to the face amount of the bonds.

For bond refunding's resulting in the defeasance of debt reported in the government-wide financial statements, the difference between the reacquisition price and the net carrying amount of the old debt is deferred and amortized as a component of interest expense. This accounting gain or loss is amortized over the remaining life of the old debt or the life of the new debt, whichever is shorter and is presented as a deferred inflow/outflow of resources on the statement of net position.

On the governmental fund financial statements, bond premiums are recognized in the current period. A reconciliation between the bonds face value and the amount reported on the statement of net position is presented in Note 13.A.

Q. Estimates

The preparation of the basic financial statements in conformity with GAAP requires management to make estimates and assumptions that affect the amounts reported in the basic financial statements and accompanying notes. Actual results may differ from those estimates.

**JOHNSTOWN-MONROE LOCAL SCHOOL DISTRICT
LICKING COUNTY, OHIO**

NOTES TO BASIC FINANCIAL STATEMENTS
FOR THE FISCAL YEAR ENDED JUNE 30, 2019

NOTE 2 - SUMMARY OF SIGNIFICANT ACCOUNTING POLICIES - (Continued)

R. Interfund Activity

Exchange transactions between funds are reported as revenues in the seller funds and as expenditures/expenses in the purchaser funds. Flows of cash or goods from one fund to another without a requirement for repayment are reported as interfund transfers. Interfund transfers are reported as other financing sources/uses in governmental funds. Repayments from funds responsible for particular expenditures/expenses to the funds that initially paid for them are not presented on the basic financial statements.

S. Pensions/Other Postemployment Benefits (OPEB)

For purposes of measuring the net pension/OPEB liability, net OPEB asset, deferred outflows of resources and deferred inflows of resources related pensions/OPEB, and pension/OPEB expense, information about the fiduciary net position of the pension/OPEB plans and additions to/deductions from their fiduciary net position have been determined on the same basis as they are reported by the pension/OPEB plan. For this purpose, benefit payments (including refunds of employee contributions) are recognized when due and payable in accordance with the benefit terms. The pension/OPEB plans report investments at fair value.

T. Extraordinary and Special Items

Extraordinary items are transactions or events that are both unusual in nature and infrequent in occurrence. Special items are transactions or events that are within the control of the Board of Education and that are either unusual in nature or infrequent in occurrence. Neither type of transaction occurred during fiscal year 2019.

U. Fair Value

The District categorizes its fair value measurements within the fair value hierarchy established by generally accepted accounting principles. The hierarchy is based on the valuation inputs used to measure the fair value of the asset. Level 1 inputs are quoted prices in active markets for identical assets; Level 2 inputs are significant other observable inputs; Level 3 inputs are significant unobservable inputs.

NOTE 3 - ACCOUNTABILITY AND COMPLIANCE

A. Change in Accounting Principles

For fiscal year 2019, the District has implemented GASB Statement No. 83, "Certain Asset Retirement Obligations" and GASB Statement No. 88, "Certain Disclosures Related to Debt, Including Direct Borrowings and Direct Placements".

GASB Statement No. 83 addresses accounting and financial reporting for certain asset retirement obligations (AROs). An ARO is a legally enforceable liability associated with the retirement of a tangible capital asset. A government that has legal obligations to perform future asset retirement activities related to its tangible capital assets should recognize a liability. The implementation of GASB Statement No. 83 did not have an effect on the financial statements of the District.

**JOHNSTOWN-MONROE LOCAL SCHOOL DISTRICT
LICKING COUNTY, OHIO**

NOTES TO BASIC FINANCIAL STATEMENTS
FOR THE FISCAL YEAR ENDED JUNE 30, 2019

NOTE 3 - ACCOUNTABILITY AND COMPLIANCE - (Continued)

GASB Statement No. 88 improves the information that is disclosed in notes to the basic financial statements related to debt, including direct borrowings and direct placements. It also clarifies which liabilities governments should include when disclosing information related to debt. The implementation of GASB Statement No. 88 did not have an effect on the financial statements of the District.

B. Deficit Fund Balances

Fund balances at June 30, 2019 included the following individual fund deficit:

<u>Nonmajor fund</u>	<u>Deficit</u>
IDEA Part B	\$ 8,315

The general fund is liable for any deficit in these funds and provides transfers when cash is required, not when accruals occur. The deficit fund balances resulted from adjustments for accrued liabilities.

NOTE 4 - DEPOSITS AND INVESTMENTS

State statutes classify monies held by the District into three categories.

Active deposits are public deposits necessary to meet current demands on the treasury. Such monies must be maintained either as cash in the District treasury, in commercial accounts payable or withdrawable on demand, including negotiable order of withdrawal (NOW) accounts, or in money market deposit accounts.

Inactive deposits are public deposits that the Board of Education has identified as not required for use within the current five year period of designation of depositories. Inactive deposits must either be evidenced by certificates of deposit maturing not later than the end of the current period of designation of depositories, or by savings or deposit accounts including, but not limited to, passbook accounts.

Interim deposits are deposits of interim monies. Interim monies are those monies which are not needed for immediate use, but which will be needed before the end of the current period of designation of depositories.

Interim deposits must be evidenced by time certificates of deposit maturing not more than one year from the date of deposit or by savings or deposit accounts including passbook accounts.

Interim monies may be deposited or invested in the following securities:

1. United States Treasury Notes, Bills, Bonds, or any other obligation or security issued by the United States Treasury or any other obligation guaranteed as to principal and interest by the United States;
2. Bonds, notes, debentures, or any other obligations or securities issued by any federal government agency or instrumentality, including, but not limited to, the Federal National Mortgage Association, Federal Home Loan Bank, Federal Farm Credit Bank, Federal Home Loan Mortgage Corporation, Government National Mortgage Association, and Student Loan Marketing Association. All federal agency securities shall be direct issuances of federal government agencies or instrumentalities;

**JOHNSTOWN-MONROE LOCAL SCHOOL DISTRICT
LICKING COUNTY, OHIO**

NOTES TO BASIC FINANCIAL STATEMENTS
FOR THE FISCAL YEAR ENDED JUNE 30, 2019

NOTE 4 - DEPOSITS AND INVESTMENTS - (Continued)

3. Written repurchase agreements in the securities listed above provided that the fair value of the securities subject to the repurchase agreement must exceed the principal value of the agreement by at least two percent and be marked to market daily, and that the term of the agreement must not exceed thirty days;
4. Bonds and other obligations of the State of Ohio or Ohio local governments, and with certain limitations including a requirement for maturity within ten years from the date of settlement, bonds and other obligations of political subdivisions of the State of Ohio, if training requirements have been met;
5. No-load money market mutual funds consisting exclusively of obligations described in items (1) and (2) above and repurchase agreements secured by such obligations, provided that investments in securities described in this division are made only through eligible institutions;
6. The State Treasurer's investment pool, the State Treasury Asset Reserve of Ohio (STAR Ohio);
7. Certain banker's acceptance and commercial paper notes for a period not to exceed one-hundred-eighty days and two-hundred-seventy days, respectively, from the purchase date in an amount not to exceed forty percent of the interim monies available for investment at any one time if training requirements have been met.
8. Time certificates of deposit or savings or deposit accounts including, but not limited to, passbook accounts.

Protection of the District's deposits is provided by the Federal Deposit Insurance Corporation (FDIC), by eligible securities pledged by the financial institution as security for repayment, by surety company bonds deposited with the Treasurer by the financial institution or by a single collateral pool established by the financial institution to secure the repayment of all public monies deposited with the institution.

Investments in stripped principal or interest obligations, reverse repurchase agreements and derivatives are prohibited. The issuance of taxable notes for the purpose of arbitrage, the use of leverage and short selling are also prohibited. Except as noted above, an investment must mature within five years from the date of purchase unless matched to a specific obligation or debt of the District, and must be purchased with the expectation that it will be held to maturity. Investments may only be made through specified dealers and institutions. Payment for investments may be made only upon delivery of the securities representing the investments to the Treasurer or, if the securities are not represented by a certificate, upon receipt of confirmation of transfer from the custodian.

A. Deposits with Financial Institutions

At June 30, 2019, the carrying amount of all District deposits was \$2,524,809. Based on the criteria described in GASB Statement No. 40, "Deposits and Investment Risk Disclosures", as of June 30, 2019, \$23,291 of the District's bank balance of \$3,717,611 was exposed to custodial risk as discussed below, while \$3,694,320 was covered by the FDIC.

**JOHNSTOWN-MONROE LOCAL SCHOOL DISTRICT
LICKING COUNTY, OHIO**

NOTES TO BASIC FINANCIAL STATEMENTS
FOR THE FISCAL YEAR ENDED JUNE 30, 2019

NOTE 4 - DEPOSITS AND INVESTMENTS - (Continued)

Custodial credit risk is the risk that, in the event of bank failure, the District will not be able to recover deposits or collateral securities that are in the possession of an outside party. The District has no deposit policy for custodial credit risk beyond the requirements of State statute. Ohio law requires that deposits either be insured or protected by (1) eligible securities pledged to the District and deposited with a qualified trustee by the financial institution as security for repayment whose fair value at all times shall be at least 105 percent of the deposits being secured, or (2) participation in the Ohio Pooled Collateral System (OPCS), a collateral pool of eligible securities deposited with a qualified trustee and pledged to the Treasurer of State to secure the repayment of all public monies deposited in the financial institution. OPCS requires the total fair value of the securities pledged to be 102 percent of the deposits being secured or a rate set by the Treasurer of State. For fiscal year 2019, the District's financial institutions were approved for a collateral rate of 102 percent through the OPCS. Although all statutory requirements for the deposit of money had been followed, noncompliance with Federal requirements could potentially subject the District to a successful claim by the FDIC.

B. Investments

As of June 30, 2019, the District had the following investments and maturities:

Measurement/ <u>Investment type</u>	Measurement Value	Investment Maturities				
		6 months or less	7 to 12 months	13 to 18 months	19 to 24 months	Greater than 24 months
<i>Fair Value:</i>						
Repurchase Agreement	\$ 4,665,218	\$ 4,665,218	\$ -	\$ -	\$ -	\$ -
FFCB	1,008,033	408,861	-	-	-	599,172
FHLB	1,765,155	-	393,589	-	1,071,689	299,877
FHLMC	1,746,527	-	-	999,530	-	746,997
FNMA	4,211,414	1,321,283	497,619	1,166,259	598,547	627,706
US Government						
Money Market	1,162,441	1,162,441	-	-	-	-
Commercial Paper	2,104,629	1,180,914	923,715	-	-	-
Negotiable CDs	3,929,715	513,134	-	492,290	247,393	2,676,898
<i>Amortized Cost:</i>						
STAR Ohio	5,095,710	5,095,710	-	-	-	-
Total	\$ 25,688,842	\$ 14,347,561	\$ 1,814,923	\$ 2,658,079	\$ 1,917,629	\$ 4,950,650

The weighted average maturity of the District's investments is .93 years.

The District's investments in U.S. Government money market mutual funds are valued using quoted market prices in active markets (Level 1 inputs). The District's investments in federal agency securities (FHLB, FNMA, FFCB, FHLMC), commercial paper, repurchase agreements and negotiable CD's are valued using quoted prices in markets that are not considered to be active, dealer quotations or alternative pricing sources for similar assets or liabilities for which all significant inputs are observable, either directly or indirectly (Level 2 inputs).

**JOHNSTOWN-MONROE LOCAL SCHOOL DISTRICT
LICKING COUNTY, OHIO**

NOTES TO BASIC FINANCIAL STATEMENTS
FOR THE FISCAL YEAR ENDED JUNE 30, 2019

NOTE 4 - DEPOSITS AND INVESTMENTS - (Continued)

Interest Rate Risk: As a means of limiting its exposure to fair value losses arising from rising interest rates and according to State law, the District's investment policy limits investment portfolio maturities to five years or less.

Credit Risk: The District's investments in federal securities and investments that underly the repurchase agreement were rated AA+ and Aaa by Standard & Poor's and Moody's Investor Services, respectively. The District's investments in commercial paper were rated either an A-1 or A-1+ by Standard & Poor's and P-1 by Moody's. Ohio law requires that STAR Ohio maintain the highest rating provided by at least one nationally recognized standard rating service. Standard & Poor's has assigned STAR Ohio an AAAM money market rating. The U.S. Government money market and negotiable CD's are not rated. The District's investment policy does not specifically address credit risk beyond requiring the District to only invest in securities authorized by State statute.

Custodial Credit Risk: For an investment, custodial credit risk is the risk that, in the event of the failure of the counterparty, the District will not be able to recover the value of its investments or collateral securities that are in the possession of an outside party. The District has no investment policy dealing with investment custodial risk beyond the requirement in State statute that prohibits payment for investments prior to the delivery of the securities representing such investments to the Treasurer or qualified trustee.

Concentration of Credit Risk: The District places no limit on the amount that may be invested in any one issuer. The following table includes the percentage of each investment type held by the District at June 30, 2019:

<u>Investment type</u>	<u>Fair Value</u>	<u>% of Total</u>
Repurchase agreements	\$ 4,665,218	18.16
FFCB	1,008,033	3.92
FHLB	1,765,155	6.87
FHLMC	1,746,527	6.80
FNMA	4,211,414	16.39
US Government Money Market	1,162,441	4.53
Commercial Paper	2,104,629	8.19
Negotiable CDs	3,929,715	15.30
STAR Ohio	<u>5,095,710</u>	<u>19.84</u>
 Total	 <u>\$ 25,688,842</u>	 <u>100.00</u>

C. Reconciliation of Cash and Investments to the Statement of Net Position

The following is a reconciliation of cash and investments as reported in the note above to cash and cash equivalents as reported on the statement of net position as of June 30, 2019:

<u>Cash and investments per note</u>	
Carrying amount of deposits	\$ 2,524,809
Investments	<u>25,688,842</u>
Total	<u>\$ 28,213,651</u>

**JOHNSTOWN-MONROE LOCAL SCHOOL DISTRICT
LICKING COUNTY, OHIO**

NOTES TO BASIC FINANCIAL STATEMENTS
FOR THE FISCAL YEAR ENDED JUNE 30, 2019

NOTE 4 - DEPOSITS AND INVESTMENTS - (Continued)

<u>Cash and cash equivalents per statement of net position</u>	
Governmental activities	\$ 27,743,606
Private-purpose trust funds	402,062
Agency fund	<u>67,983</u>
Total	<u>\$ 28,213,651</u>

NOTE 5 - INTERFUND TRANSACTIONS

Interfund transfers for the fiscal year ended June 30, 2019, consisted of the following, as reported on the fund financial statements:

Transfers from general fund to:

Capital Projects Fund	\$ 3,084,000
-----------------------	--------------

Transfers are used to (1) move revenues from the fund that statute or budget requires to collect them to the fund that statute or budget requires to expend them, and (2) use unrestricted revenues collected in the general fund to finance various programs accounted for in other funds in accordance with budgetary authorizations.

Interfund transfers between governmental funds are eliminated for reporting in the statement of activities.

All transfers made in fiscal year 2019 were in accordance with Ohio Revised Code Sections 5705.14, 5705.15 and 5705.16.

NOTE 6 - PROPERTY TAXES

Property taxes are levied and assessed on a calendar year basis while the District fiscal year runs from July through June. First half tax collections are received by the District in the second half of the fiscal year. Second half tax distributions occur in the first half of the following fiscal year.

Property taxes include amounts levied against all real property and public utility property. Real property tax revenues received in calendar year 2019 represent the collection of calendar year 2018 taxes. Real property taxes received in calendar year 2019 were levied after April 1, 2018, on the assessed values as of January 1, 2018, the lien date. Assessed values for real property taxes are established by State statute at 35 percent of appraised fair value. Real property taxes are payable annually or semiannually. If paid annually, payment is due December 31; if paid semiannually, the first payment is due December 31, with the remainder payable by June 20. Under certain circumstances, State statute permits alternate payment dates to be established. Public utility property tax revenues received in calendar year 2019 represent the collection of calendar year 2018 taxes. Public utility real and personal property taxes received in calendar year 2019 became a lien on December 31, 2017, were levied after April 1, 2018, and are collected with real property taxes. Public utility real property is assessed at 35 percent of true value; public utility tangible personal property is currently assessed at varying percentages of true value.

**JOHNSTOWN-MONROE LOCAL SCHOOL DISTRICT
LICKING COUNTY, OHIO**

NOTES TO BASIC FINANCIAL STATEMENTS
FOR THE FISCAL YEAR ENDED JUNE 30, 2019

NOTE 6 - PROPERTY TAXES - (Continued)

The District receives property taxes from Licking and Delaware Counties. The County Auditor periodically advances to the District its portion of the taxes collected. Second-half real property tax payments collected by the County by June 30, 2019, are available to finance fiscal year 2019 operations. The amount available as an advance at June 30, 2019 was \$384,265 in the general fund, \$84,605 in the bond retirement fund and \$6,741 in the classroom facilities maintenance fund (a nonmajor governmental fund). This amount is recorded as revenue. The amount available for advance at June 30, 2018 was \$1,365,078 in the general fund, \$348,126 in the bond retirement fund and \$24,696 in the classroom facilities maintenance fund (a nonmajor governmental fund). The amount of second-half real property taxes available for advance at fiscal year-end can vary based on the date the tax bills are sent.

Accrued property taxes receivable includes real property, public utility property and delinquent tangible personal property taxes which are measurable as of June 30, 2019 and for which there is an enforceable legal claim. Although total property tax collections for the next fiscal year are measurable, only the amount of real property taxes available as an advance at June 30 was levied to finance current fiscal year operations and is reported as revenue at fiscal year end. The portion of the receivable not levied to finance current fiscal year operations is offset by a credit to deferred inflows.

On the accrual basis of accounting, collectible delinquent property taxes have been recorded as a receivable and revenue, while on a modified accrual basis of accounting the revenue has been reported as a deferred inflow.

The assessed values upon which the fiscal year 2019 taxes were collected are:

	2018 Second Half Collections		2019 First Half Collections	
	<u>Amount</u>	<u>Percent</u>	<u>Amount</u>	<u>Percent</u>
Agricultural/residential and other real estate	\$ 297,633,490	92.37%	\$ 303,078,428	91.92%
Public utility personal	<u>24,600,060</u>	<u>7.63%</u>	<u>26,655,970</u>	<u>8.08%</u>
Total	<u>\$ 322,233,550</u>	<u>100.00%</u>	<u>\$ 329,734,398</u>	<u>100.00%</u>
Tax rate per \$1,000 of assessed valuation	\$ 45.00		\$ 43.50	

NOTE 7 - TAX ABATEMENTS ENTERED INTO BY OTHER GOVERNMENTS

The City of New Albany, the Village of Johnstown and Licking County provide tax abatements through Community Reinvestment Areas (CRAs).

Under the authority of Ohio Revised Code (ORC) Section 3735.67, the CRA program is an economic development tool administered by municipal and county governments that provides real property tax exemptions for property owners who renovate existing or construct new buildings. CRA's are areas of land in which property owners can receive tax incentives for investing in real property improvements. Under the CRA program, local governments petition to the Ohio Development Services Agency (ODSA) for confirmation of a geographical area in which investment in housing is desired. Once an area is confirmed by the ODSA, local governments may offer real property tax exemptions to taxpayers that invest in that area. Property owners in the CRA can receive temporary tax abatements for renovation of existing structures and new construction in these areas. Property owners apply to the local legislative authority for approval to renovate or construct in the CRA. Upon approval and certification of completion, the amount of the abatement is deducted from the individual or entity's property tax bill.

**JOHNSTOWN-MONROE LOCAL SCHOOL DISTRICT
LICKING COUNTY, OHIO**

NOTES TO BASIC FINANCIAL STATEMENTS
FOR THE FISCAL YEAR ENDED JUNE 30, 2019

NOTE 7 - TAX ABATEMENTS ENTERED INTO BY OTHER GOVERNMENTS - (Continued)

The CRA agreements entered into by the City of New Albany, the Village of Johnstown and Licking County affect the property tax receipts collected and distributed to the District. There were two CRA agreements that affected the District. Under these agreements, the District's property taxes were reduced by \$8,742.

NOTE 8 - RECEIVABLES

Receivables for governmental activities at June 30, 2019 consisted of property taxes, income taxes, payments in lieu of taxes, accounts receivable, accrued interest and intergovernmental grants and entitlements. All receivables are considered collectible in full due to the ability to foreclose for the nonpayment of taxes, the stable condition of State programs and the current year guarantee of Federal funds. A summary of the principal items of receivables reported on the statement of net position follows:

Governmental activities:

Property taxes	\$ 10,214,860
Income taxes	1,489,447
Payments in lieu of taxes	291,948
Accounts	1,638
Accrued interest	31,693
Intergovernmental	<u>83,061</u>
Total	<u>\$ 12,112,647</u>

Receivables have been disaggregated on the face of the basic financial statements. All receivables are expected to be collected within the subsequent year.

NOTE 9 - INCOME TAXES

The District levies a voted income tax of one percent on the income of residents and on estates for general operations of the District. The income tax became effective on January 1, 2009 and was in effect for a period of five years, until December 31, 2013. This income tax levied was renewed in 2013 and 2018 for an additional five year term on each renewal. Employers of residents are required to withhold income tax on employee compensation and then remit that income tax to the State, and taxpayers are required to file an annual return. The State makes quarterly distributions to the District after withholding amounts for administrative fees and estimated refunds. Income tax revenue is credited to the general fund and amounted to \$3,479,017 for fiscal year 2019.

THIS SPACE INTENTIONALLY LEFT BLANK

**JOHNSTOWN-MONROE LOCAL SCHOOL DISTRICT
LICKING COUNTY, OHIO**

NOTES TO BASIC FINANCIAL STATEMENTS
FOR THE FISCAL YEAR ENDED JUNE 30, 2019

NOTE 10 - CAPITAL ASSETS

Capital asset activity for the fiscal year ended June 30, 2019, was as follows:

	<u>Balance</u> <u>06/30/18</u>	<u>Additions</u>	<u>Deductions</u>	<u>Balance</u> <u>06/30/19</u>
Governmental activities:				
<i>Capital assets, not being depreciated:</i>				
Land	\$ 300,961	\$ -	\$ -	\$ 300,961
Construction in progress	<u>1,004,340</u>	<u>2,025,715</u>	<u>-</u>	<u>3,030,055</u>
Total capital assets, not being depreciated	<u>1,305,301</u>	<u>2,025,715</u>	<u>-</u>	<u>3,331,016</u>
<i>Capital assets, being depreciated:</i>				
Land improvements	780,702	153,685	(143,228)	791,159
Buildings and improvements	46,567,915	5,169,912	(1,081,670)	50,656,157
Furniture and equipment	2,173,106	110,069	(150,770)	2,132,405
Vehicles	<u>104,229</u>	<u>-</u>	<u>-</u>	<u>104,229</u>
Total capital assets, being depreciated	<u>49,625,952</u>	<u>5,433,666</u>	<u>(1,375,668)</u>	<u>53,683,950</u>
<i>Less: accumulated depreciation</i>				
Land improvements	(765,284)	(3,036)	136,634	(631,686)
Buildings and improvements	(4,362,151)	(1,092,747)	920,505	(4,534,393)
Furniture and equipment	(657,560)	(181,167)	128,738	(709,989)
Vehicles	<u>(29,379)</u>	<u>(6,712)</u>	<u>-</u>	<u>(36,091)</u>
Total accumulated depreciation	<u>(5,814,374)</u>	<u>(1,283,662)</u>	<u>1,185,877</u>	<u>(5,912,159)</u>
Governmental activities capital assets, net	<u>\$ 45,116,879</u>	<u>\$ 6,175,719</u>	<u>\$ (189,791)</u>	<u>\$ 51,102,807</u>

Depreciation expense was charged to governmental functions as follows:

<u>Instruction:</u>	
Regular	\$ 844,769
Special	36,572
Vocational	18,159
<u>Support services:</u>	
Pupil	9,868
Instructional staff	68,040
Administration	40,961
Operations and maintenance	83,127
Extracurricular activities	78,849
<u>Operation of non-instructional services:</u>	
Food service operations	<u>103,317</u>
Total depreciation expense	<u>\$ 1,283,662</u>

**JOHNSTOWN-MONROE LOCAL SCHOOL DISTRICT
LICKING COUNTY, OHIO**

NOTES TO BASIC FINANCIAL STATEMENTS
FOR THE FISCAL YEAR ENDED JUNE 30, 2019

NOTE 11 - OPERATING LEASE - LESSEE DISCLOSURE

In fiscal year 2017, the District entered into an operating lease agreement with Deere Credit, Inc for a 2017 TS Gator, a utility vehicle. The lease is from October 31, 2016 through June 30, 2019 with monthly payments of \$147.

NOTE 12 - CAPITALIZED LEASES - LESSEE DISCLOSURE

In a prior fiscal year, the District entered into capital lease agreements for the acquisition of copiers. In the current year, the District entered into a lease agreement for a utility vehicle. These leases meet the criteria of a capital lease, which defines a capital lease generally as one which transfers benefits and risks of ownership to the lessee at the conclusion of the lease term.

Capital lease payments have been reclassified and are reflected as debt service expenditures in the financial statements for the governmental funds. These expenditures are reflected as function expenditures on the budgetary statements. Capital assets acquired by lease have been capitalized in the amount of \$139,941, which is equal to the present value of the future minimum lease payments as of the date of their inception. Accumulated depreciation as of June 30, 2019 was \$95,907, leaving a current book value of \$44,034. A corresponding liability was recorded in the statement of net position. Principal payments in the 2019 fiscal year totaled \$28,631. This amount is reflected primarily as debt service principal retirement in the general fund and a non-major fund and as a reduction to the long-term liability on the statement of net position.

The following is a schedule of the future minimum lease payments required under the capital lease and the present value of the future minimum lease payments as of June 30, 2019:

<u>Year Ending June 30</u>	<u>Amount</u>
2020	\$ 32,399
2021	1,976
2022	<u>1,482</u>
Total minimum lease payment	35,857
Less: amount representing interest	<u>(1,104)</u>
Present value of minimum lease payments	<u>\$ 34,753</u>

THIS SPACE INTENTIONALLY LEFT BLANK

**JOHNSTOWN-MONROE LOCAL SCHOOL DISTRICT
LICKING COUNTY, OHIO**

NOTES TO BASIC FINANCIAL STATEMENTS
FOR THE FISCAL YEAR ENDED JUNE 30, 2019

NOTE 13 - LONG-TERM OBLIGATIONS

- A. During the fiscal year ended June 30, 2019, the following changes occurred in the District's long-term obligations.

	Balance Outstanding <u>06/30/18</u>	<u>Additions</u>	<u>Reductions</u>	Balance Outstanding <u>06/30/19</u>	Amounts Due in <u>One Year</u>
Governmental activities:					
Net pension liability	\$ 16,927,400	\$ 205,955	\$ (927,155)	\$ 16,206,200	\$ -
Net OPEB liability	3,646,015	197,701	(2,294,761)	1,548,955	-
School improvement bonds - 2014	22,615,000	-	(480,000)	22,135,000	490,000
School improvement bonds - 2014 (CABS)	154,999	-	-	154,999	-
School improvement bonds - 2014 (accrued interest)	134,440	54,609	-	189,049	-
Refunding Bonds - 2016	11,600,000	-	(170,000)	11,430,000	170,000
Refunding Bonds - 2016 (CABS)	129,729	-	-	129,729	-
Refunding Bonds - 2016 (accrued interest)	50,938	42,128	-	93,066	-
Compensated absences	643,925	170,587	(60,461)	754,051	47,912
Capital lease obligation	<u>57,788</u>	<u>5,596</u>	<u>(28,631)</u>	<u>34,753</u>	<u>31,418</u>
Total long-term obligations, governmental activities	<u>\$ 55,960,234</u>	<u>\$ 676,576</u>	<u>\$ (3,961,008)</u>	52,675,802	<u>\$ 739,330</u>
Add: Premium on refunding				<u>3,080,000</u>	
Total on statement of net position				<u>\$ 55,755,802</u>	

Compensated absences will be paid from the fund from which the employee is paid, which is primarily the general fund. See Note 12 for capital lease obligation detail. See Note 15 for net pension liability detail. See Note 16 for net OPEB liability detail.

- B. On October 22, 2014, the District issued general obligation bonds to finance a school building facility project. The refunding issue is comprised of both current interest bonds, par value \$35,705,000 and capital appreciation bonds par value \$154,999. The interest rates on the current interest bonds range from 1.500% - 5.00%. The capital appreciation bonds mature on December 1, 2021 (stated interest rate 29.245%) at a redemption price equal to 100% of the principal, plus accrued interest to the redemption date. The accrued value at maturity for the capital appreciation bond maturing December 1, 2021 is \$530,000. Total accrued interest of \$189,049 has been included in the statement of net position at June 30, 2019. In fiscal year 2017, the District advance refunded \$11,865,000 of the current interest bonds.

Interest payments on the current interest bonds are due on June 1 and December 1 of each year. The final maturity stated in the issue is December 1, 2052. Payments of principal and interest relating to this issuance are recorded as expenditures in the bond retirement fund.

**JOHNSTOWN-MONROE LOCAL SCHOOL DISTRICT
LICKING COUNTY, OHIO**

NOTES TO BASIC FINANCIAL STATEMENTS
FOR THE FISCAL YEAR ENDED JUNE 30, 2019

NOTE 13 - LONG-TERM OBLIGATIONS - (Continued)

- C. On October 17, 2016, the District issued general obligation bonds (Series 2016 Refunding Bonds) to advance refund \$11,865,000 of the series 2014 school improvement general obligation bonds.

The issuance proceeds were used to purchase securities which were placed in an irrevocable trust to provide resources for all future debt service payments on the refunded debt. This refunded debt is considered defeased (in-substance) and accordingly, has been removed from the statement of net position.

The refunding issue is comprised of current interest bonds, par value \$11,735,000 and capital appreciation bonds, par value \$129,729. The interest rates on the current interest bonds range from 1.0% to 4.0%. The capital appreciation bonds mature annually on December 1, 2030, December 1, 2031, December 1, 2032 and December 1, 2041 (interest rate 22.10%), at a redemption price equal to 100% of the principal, plus accrued interest to the redemption date. The accreted value at maturity for the capital appreciation bonds is \$4,110,001. Total accreted interest of \$93,066 has been included on the statement of net position. Interest payments of the current interest bonds are due on June 1 and December 1 of each year and paid from the bond retirement fund. The final maturity date stated on the issue is December 1, 2044.

The reacquisition price exceeded the net carrying amount of the old debt by \$1,507,619. This amount is being netted against the new debt and amortized over the remaining life of the refunded debt, which is equal to the life of the new debt issued.

- D. The following is a summary of the District's future annual debt service requirements to maturity for the outstanding bonds:

Fiscal Year Ending June 30	Current Interest G.O. Bonds (Series 2014)			Capital Appreciation G.O. Bonds (Series 2014)		
	Principal	Interest	Total	Principal	Interest	Total
2020	\$ 490,000	\$ 856,175	\$ 1,346,175	\$ -	\$ -	\$ -
2021	510,000	836,575	1,346,575	-	-	-
2022	-	816,175	816,175	154,999	375,000	529,999
2023	530,000	816,175	1,346,175	-	-	-
2024	550,000	794,975	1,344,975	-	-	-
2025 - 2029	2,435,000	3,632,525	6,067,525	-	-	-
2030 - 2034	850,000	3,410,125	4,260,125	-	-	-
2035 - 2039	3,705,000	2,942,700	6,647,700	-	-	-
2040 - 2044	-	2,613,000	2,613,000	-	-	-
2045 - 2049	6,020,000	2,263,800	8,283,800	-	-	-
2050 - 2053	7,045,000	718,200	7,763,200	-	-	-
Total	<u>\$ 22,135,000</u>	<u>\$ 19,700,425</u>	<u>\$ 41,835,425</u>	<u>\$ 154,999</u>	<u>\$ 375,000</u>	<u>\$ 529,999</u>

**JOHNSTOWN-MONROE LOCAL SCHOOL DISTRICT
LICKING COUNTY, OHIO**

NOTES TO BASIC FINANCIAL STATEMENTS
FOR THE FISCAL YEAR ENDED JUNE 30, 2019

NOTE 13 - LONG-TERM OBLIGATIONS - (Continued)

Fiscal Year Ending June 30	Refunding Bonds (Series 2016)			Capital Appreciation Refunding Bonds (Series 2016)		
	Principal	Interest	Total	Principal	Interest	Total
2020	\$ 170,000	\$ 376,475	\$ 546,475	\$ -	\$ -	\$ -
2021	175,000	373,925	548,925	-	-	-
2022	185,000	371,300	556,300	-	-	-
2023	175,000	367,600	542,600	-	-	-
2024	200,000	364,100	564,100	-	-	-
2025 - 2029	1,675,000	1,723,100	3,398,100	-	-	-
2030 - 2034	1,030,000	1,318,300	2,348,300	123,243	2,741,758	2,865,001
2035 - 2039	1,590,000	1,230,950	2,820,950	-	-	-
2040 - 2044	4,900,000	702,975	5,602,975	6,486	1,238,514	1,245,000
2045	1,330,000	43,225	1,373,225	-	-	-
Total	\$ 11,430,000	\$ 6,871,950	\$ 18,301,950	\$ 129,729	\$ 3,980,272	\$ 4,110,001

E. Legal Debt Margin

The Ohio Revised Code provides that voted net general obligation debt of the District shall never exceed 9% of the total assessed valuation of the District. The code further provides that unvoted indebtedness shall not exceed 1/10 of 1% of the property valuation of the District. The code additionally states that unvoted indebtedness related to energy conservation debt shall not exceed 9/10 of 1% of the property valuation of the District. The assessed valuation used in determining the District's legal debt margin has been modified by House Bill 530 which became effective March 30, 2006. In accordance with House Bill 530, the assessed valuation used in the District's legal debt margin calculation excluded tangible personal property used in business, telephone or telegraph property, interexchange telecommunications company property, and personal property owned or leased by a railroad company and used in railroad operations. The effects of these debt limitations at June 30, 2019, resulted in a voted debt margin of \$(2,137,365) (including available funds of \$2,036,267) an unvoted debt margin of \$329,734 and an energy conservation debt margin of \$2,967,610. The District has been authorized by the Ohio Superintendent of Public Instruction to exceed its overall limitation for the cost of locally funded initiatives in relation to the ongoing Ohio Facilities Construction Commission Project.

NOTE 14 - RISK MANAGEMENT

A. Comprehensive

The District is exposed to various risks of loss related to torts, theft of, damage to, and destruction of assets, injuries to employees and natural disasters.

**JOHNSTOWN-MONROE LOCAL SCHOOL DISTRICT
LICKING COUNTY, OHIO**

NOTES TO BASIC FINANCIAL STATEMENTS
FOR THE FISCAL YEAR ENDED JUNE 30, 2019

NOTE 14 - RISK MANAGEMENT - (Continued)

During fiscal year 2019, the District contracted with Ohio School Plan (“OSP”). The Plan is an unincorporated nonprofit association of its members which enables the participants to provide for a formalized joint insurance purchasing program for maintaining adequate insurance protection and provides risk management programs and other administrative services. The Plan’s business and affairs are conducted by a fifteen member Board consisting of superintendents, treasurers, and a member of the Harcum-Schuett Insurance Agency, Inc., and a member of the Hylant Group, Inc. The Hylant Group, Inc. is the Plan’s administrator and is responsible for processing claims. Harcum-Schuett Insurance Agency serves as the sales and marketing representative which establishes agreements between the Plan and its members. Financial information can be obtained from Harcum-Schuett Insurance Agency, 246 East Sycamore Street, Columbus, Ohio 43206. The District has the following coverages:

During fiscal year 2019, the District contracted with Ohio School Plan (OSP) for the following coverages:

<u>Type of Coverage</u>	<u>Deductible</u>	<u>Limitations</u>
Building - replacement cost	\$ 1,000	\$84,835,869
Earthquake	none	not covered
Flood	none	not covered
Vehicle Liability - each accident	none	6,000,000
Uninsured Motorists - each accident	none	1,000,000
Commercial Crime:		
Employee dishonesty	1,000	25,000
Forgery or alteration	1,000	25,000
Employee Benefits Liability:		
Per occurrence	2,500	Included in the fiduciary liability – each fiduciary claim limit
Aggregate	2,500	Included in the fiduciary liability – aggregate limit
Employer’s Liability:		
Each accident	none	6,000,000
Each employee	none	6,000,000
Aggregate Limit	none	6,000,000
General Liability:		
Per occurrence	none	6,000,000
General aggregate	none	8,000,000
Errors and omissions	none	6,000,000

Settled claims have not exceeded this commercial coverage in any of the past three years. There has been no significant reduction in the amounts of insurance coverage from fiscal year 2018.

**JOHNSTOWN-MONROE LOCAL SCHOOL DISTRICT
LICKING COUNTY, OHIO**

NOTES TO BASIC FINANCIAL STATEMENTS
FOR THE FISCAL YEAR ENDED JUNE 30, 2019

NOTE 14 - RISK MANAGEMENT - (Continued)

A. Employee Health

The District provides medical/surgical benefits insurance to its employees through Medical Mutual of Ohio (via the Ohio School Benefits Cooperative) and dental insurance through Delta Dental, two fully funded programs. The District has also elected to provide life insurance and accidental death and dismemberment insurance to all employees through One America (via MEC).

Postemployment health care is provided to plan participants or their beneficiaries through the respective retirement systems discussed in Note 16. As such, no funding provisions are required by the District.

NOTE 15 - DEFINED BENEFIT PENSION PLANS

Net Pension Liability

The net pension liability reported on the statement of net position represents a liability to employees for pensions. Pensions are a component of exchange transactions—between an employer and its employees—of salaries and benefits for employee services. Pensions are provided to an employee—on a deferred-payment basis—as part of the total compensation package offered by an employer for employee services each financial period. The obligation to sacrifice resources for pensions is a present obligation because it was created as a result of employment exchanges that already have occurred.

The net pension liability represents the District's proportionate share of each pension plan's collective actuarial present value of projected benefit payments attributable to past periods of service, net of each pension plan's fiduciary net position. The net pension liability calculation is dependent on critical long-term variables, including estimated average life expectancies, earnings on investments, cost of living adjustments and others. While these estimates use the best information available, unknowable future events require adjusting this estimate annually.

The Ohio Revised Code limits the District's obligation for this liability to annually required payments. The District cannot control benefit terms or the manner in which pensions are financed; however, the District does receive the benefit of employees' services in exchange for compensation including pension.

GASB 68 assumes the liability is solely the obligation of the employer, because (1) they benefit from employee services; and (2) State statute requires all funding to come from these employers. All contributions to date have come solely from these employers (which also includes costs paid in the form of withholdings from employees). State statute requires the pension plans to amortize unfunded liabilities within 30 years. If the amortization period exceeds 30 years, each pension plan's board must propose corrective action to the State legislature. Any resulting legislative change to benefits or funding could significantly affect the net pension liability. Resulting adjustments to the net pension liability would be effective when the changes are legally enforceable.

The proportionate share of each plan's unfunded benefits is presented as a long-term *net pension liability* on the accrual basis of accounting. Any liability for the contractually-required pension contribution outstanding at the end of the year is included in *pension and postemployment obligation payable* on both the accrual and modified accrual bases of accounting.

**JOHNSTOWN-MONROE LOCAL SCHOOL DISTRICT
LICKING COUNTY, OHIO**

NOTES TO BASIC FINANCIAL STATEMENTS
FOR THE FISCAL YEAR ENDED JUNE 30, 2019

NOTE 15 - DEFINED BENEFIT PENSION PLANS - (Continued)

Plan Description - School Employees Retirement System (SERS)

Plan Description - The District non-teaching employees participate in SERS, a cost-sharing multiple-employer defined benefit pension plan administered by SERS. SERS provides retirement, disability and survivor benefits, annual cost-of-living adjustments, and death benefits to plan members and beneficiaries. Authority to establish and amend benefits is provided by Ohio Revised Code Chapter 3309. SERS issues a publicly available, stand-alone financial report that includes financial statements, required supplementary information and detailed information about SERS' fiduciary net position. That report can be obtained by visiting the SERS website at www.ohsers.org under Employers/Audit Resources.

Age and service requirements for retirement are as follows:

	Eligible to Retire on or before August 1, 2017 *	Eligible to Retire after August 1, 2017
Full benefits	Age 65 with 5 years of services credit; or Any age with 30 years of service credit	Age 67 with 10 years of service credit; or Age 57 with 30 years of service credit
Actuarially reduced benefits	Age 60 with 5 years of service credit; or Age 55 with 25 years of service credit	Age 62 with 10 years of service credit; or Age 60 with 25 years of service credit

* Members with 25 years of service credit as of August 1, 2017, will be included in this plan.

Annual retirement benefits are calculated based on final average salary multiplied by a percentage that varies based on years of service; 2.2% for the first thirty years of service and 2.5% for years of service credit over 30. Final average salary is the average of the highest three years of salary.

Effective January 1, 2018, SERS cost-of-living adjustment (COLA) changed from a fixed 3% annual increase to one based on the Consumer Price Index (CPI-W) with a cap of 2.5% and a floor of 0%. SERS also has the authority to award or suspend the COLA, or to adjust the COLA above or below CPI-W. SERS suspended the COLA increases for 2018, 2019 and 2020 for current retirees, and confirmed their intent to implement a four-year waiting period for the state of a COLA for future retirees.

Funding Policy - Plan members are required to contribute 10% of their annual covered salary and the District is required to contribute 14% of annual covered payroll. The contribution requirements of plan members and employers are established and may be amended by the SERS' Retirement Board up to statutory maximum amounts of 10% for plan members and 14% for employers. The Retirement Board, acting with the advice of the actuary, allocates the employer contribution rate among four of the System's funds (Pension Trust Fund, Death Benefit Fund, Medicare B Fund, and Health Care Fund). For the fiscal year ended June 30, 2019, the allocation to pension, death benefits, and Medicare B was 13.5%. The remaining 0.5% of the employer contribution rate was allocated to the Health Care Fund.

The District's contractually required contribution to SERS was \$266,607 for fiscal year 2019. Of this amount, \$10,121 is reported as pension and postemployment obligation payable.

**JOHNSTOWN-MONROE LOCAL SCHOOL DISTRICT
LICKING COUNTY, OHIO**

NOTES TO BASIC FINANCIAL STATEMENTS
FOR THE FISCAL YEAR ENDED JUNE 30, 2019

NOTE 15 - DEFINED BENEFIT PENSION PLANS - (Continued)

Plan Description - State Teachers Retirement System (STRS)

Plan Description - Licensed teachers participate in STRS Ohio, a cost-sharing multiple-employer public employee retirement system administered by STRS. STRS provides retirement and disability benefits to members and death and survivor benefits to beneficiaries. STRS issues a stand-alone financial report that includes financial statements, required supplementary information and detailed information about STRS' fiduciary net position. That report can be obtained by writing to STRS, 275 E. Broad St., Columbus, OH 43215-3771, by calling (888) 227-7877, or by visiting the STRS website at www.strsoh.org.

New members have a choice of three retirement plans; a Defined Benefit (DB) Plan, a Defined Contribution (DC) Plan and a Combined Plan. Benefits are established by Ohio Revised Code Chapter 3307. The DB Plan offers an annual retirement allowance based on final average salary multiplied by a percentage that varies based on years of service. Effective August 1, 2015, the calculation will be 2.2% of final average salary for the five highest years of earnings multiplied by all years of service. Effective July 1, 2017, the cost-of-living adjustment was reduced to zero. Members are eligible to retire at age 60 with five years of qualifying service credit, or age 55 with 26 years of service, or 31 years of service regardless of age. Eligibility changes will be phased in until August 1, 2026, when retirement eligibility for unreduced benefits will be five years of service credit and age 65, or 35 years of service credit and at least age 60.

The DC Plan allows members to place all their member contributions and 9.53% of the 14% employer contributions into an investment account. Investment allocation decisions are determined by the member. The remaining 4.47% of the 14% employer rate is allocated to the defined benefit unfunded liability. A member is eligible to receive a retirement benefit at age 50 and termination of employment. The member may elect to receive a lifetime monthly annuity or a lump sum withdrawal.

The Combined Plan offers features of both the DB Plan and the DC Plan. In the Combined Plan, 12% of the 14% member rate goes to the DC Plan and the remaining 2% is applied to the DB Plan. Member contributions to the DC Plan are allocated among investment choices by the member, and contributions to the DB Plan from the employer and the member are used to fund the defined benefit payment at a reduced level from the regular DB Plan. The defined benefit portion of the Combined Plan payment is payable to a member on or after age 60 with five years of service. The defined contribution portion of the account may be taken as a lump sum payment or converted to a lifetime monthly annuity after termination of employment at age 50 or later.

New members who choose the DC Plan or Combined Plan will have another opportunity to reselect a permanent plan during their fifth year of membership. Members may remain in the same plan or transfer to another STRS plan. The optional annuitization of a member's defined contribution account or the defined contribution portion of a member's Combined Plan account to a lifetime benefit results in STRS bearing the risk of investment gain or loss on the account. STRS has therefore included all three plan options as one defined benefit plan for GASB 68 reporting purposes.

A DB or Combined Plan member with five or more years of credited service who is determined to be disabled may qualify for a disability benefit. Eligible survivors of members who die before service retirement may qualify for monthly benefits. New members on or after July 1, 2013, must have at least ten years of qualifying service credit to apply for disability benefits. Members in the DC Plan who become disabled are entitled only to their account balance. If a member of the DC Plan dies before retirement benefits begin, the member's designated beneficiary is entitled to receive the member's account balance.

**JOHNSTOWN-MONROE LOCAL SCHOOL DISTRICT
LICKING COUNTY, OHIO**

NOTES TO BASIC FINANCIAL STATEMENTS
FOR THE FISCAL YEAR ENDED JUNE 30, 2019

NOTE 15 - DEFINED BENEFIT PENSION PLANS - (Continued)

Funding Policy - Employer and member contribution rates are established by the State Teachers Retirement Board and limited by Chapter 3307 of the Ohio Revised Code. For fiscal year 2019, plan members were required to contribute 14% of their annual covered salary. The District was required to contribute 14%; the entire 14% was the portion used to fund pension obligations. The fiscal year 2019 contribution rates were equal to the statutory maximum rates.

The District's contractually required contribution to STRS was \$952,532 for fiscal year 2019. Of this amount, \$154,204 is reported as pension and postemployment obligation payable.

Pension Liabilities, Pension Expense, and Deferred Outflows of Resources and Deferred Inflows of Resources Related to Pensions

The net pension liability was measured as of June 30, 2018, and the total pension liability used to calculate the net pension liability was determined by an actuarial valuation as of that date. The District's proportion of the net pension liability was based on the District's share of contributions to the pension plan relative to the projected contributions of all participating entities.

Following is information related to the proportionate share and pension expense:

	<u>SERS</u>	<u>STRS</u>	<u>Total</u>
Proportion of the net pension liability prior measurement date	0.04946910%	0.05881543%	
Proportion of the net pension liability current measurement date	<u>0.05520380%</u>	<u>0.05932655%</u>	
Change in proportionate share	<u>0.00573470%</u>	<u>0.00051112%</u>	
Proportionate share of the net pension liability	\$ 3,161,624	\$ 13,044,576	\$ 16,206,200
Pension expense	\$ 387,430	\$ 1,518,977	\$ 1,906,407

At June 30, 2019, the District reported deferred outflows of resources and deferred inflows of resources related to pensions from the following sources:

	<u>SERS</u>	<u>STRS</u>	<u>Total</u>
Deferred outflows of resources			
Differences between expected and actual experience	\$ 173,396	\$ 301,110	\$ 474,506
Changes of assumptions	71,395	2,311,744	2,383,139
Difference between employer contributions and proportionate share of contributions/ change in proportionate share	199,803	551,049	750,852
Contributions subsequent to the measurement date	<u>266,607</u>	<u>952,532</u>	<u>1,219,139</u>
Total deferred outflows of resources	<u>\$ 711,201</u>	<u>\$4,116,435</u>	<u>\$4,827,636</u>

**JOHNSTOWN-MONROE LOCAL SCHOOL DISTRICT
LICKING COUNTY, OHIO**

NOTES TO BASIC FINANCIAL STATEMENTS
FOR THE FISCAL YEAR ENDED JUNE 30, 2019

NOTE 15 - DEFINED BENEFIT PENSION PLANS - (Continued)

	<u>SERS</u>	<u>STRS</u>	<u>Total</u>
Deferred inflows of resources			
Differences between expected and actual experience	\$ -	\$ 85,190	\$ 85,190
Net difference between projected and actual earnings on pension plan investments	87,600	791,008	878,608
Difference between employer contributions and proportionate share of contributions/ change in proportionate share	<u>65,316</u>	<u>-</u>	<u>65,316</u>
Total deferred inflows of resources	<u>\$ 152,916</u>	<u>\$ 876,198</u>	<u>\$ 1,029,114</u>

\$1,219,139 reported as deferred outflows of resources related to pension resulting from District contributions subsequent to the measurement date will be recognized as a reduction of the net pension liability in the year ending June 30, 2020.

Other amounts reported as deferred outflows of resources and deferred inflows of resources related to pension will be recognized in pension expense as follows:

	<u>SERS</u>	<u>STRS</u>	<u>Total</u>
Fiscal Year Ending June 30:			
2020	\$ 334,965	\$ 1,384,678	\$ 1,719,643
2021	87,335	897,083	984,418
2022	(103,756)	161,864	58,108
2023	<u>(26,866)</u>	<u>(155,920)</u>	<u>(182,786)</u>
Total	<u>\$ 291,678</u>	<u>\$ 2,287,705</u>	<u>\$ 2,579,383</u>

Actuarial Assumptions - SERS

SERS' total pension liability was determined by their actuaries in accordance with GASB Statement No. 67, as part of their annual actuarial valuation for each defined benefit retirement plan. Actuarial valuations of an ongoing plan involve estimates of the value of reported amounts (e.g., salaries, credited service) and assumptions about the probability of occurrence of events far into the future (e.g., mortality, disabilities, retirements, employment termination). Actuarially determined amounts are subject to continual review and potential modifications, as actual results are compared with past expectations and new estimates are made about the future.

Projections of benefits for financial reporting purposes are based on the substantive plan (the plan as understood by the employers and plan members) and include the types of benefits provided at the time of each valuation and the historical pattern of sharing benefit costs between the employers and plan members to that point. The projection of benefits for financial reporting purposes does not explicitly incorporate the potential effects of legal or contractual funding limitations.

**JOHNSTOWN-MONROE LOCAL SCHOOL DISTRICT
LICKING COUNTY, OHIO**

NOTES TO BASIC FINANCIAL STATEMENTS
FOR THE FISCAL YEAR ENDED JUNE 30, 2019

NOTE 15 - DEFINED BENEFIT PENSION PLANS - (Continued)

Actuarial calculations reflect a long-term perspective. For a newly hired employee, actuarial calculations will take into account the employee's entire career with the employer and also take into consideration the benefits, if any, paid to the employee after termination of employment until the death of the employee and any applicable contingent annuitant. In many cases actuarial calculations reflect several decades of service with the employer and the payment of benefits after termination.

Key methods and assumptions used in calculating the total pension liability in the latest actuarial valuation, prepared as of June 30, 2018, are presented below:

Wage inflation	3.00%
Future salary increases, including inflation	3.50% to 18.20%
COLA or ad hoc COLA	2.50%, on and after April 1, 2018, COLA's for future retirees will be delayed for three years following commencement
Investment rate of return	7.50% net of investments expense, including inflation
Actuarial cost method	Entry age normal (level percent of payroll)

For 2018, the mortality rates were based on the RP-2014 Blue Collar Mortality Table with fully generational projection and a five-year age set-back for both males and females. Mortality among service retired members, and beneficiaries were based upon the RP-2014 Blue Collar Mortality Table with fully generational projection with Scale BB, 120% of male rates, and 110% of female rates. Mortality among disabled members was based upon the RP-2000 Disabled Mortality Table, 90% for male rates and 100% for female rates, set back five years is used for the period after disability retirement.

The most recent experience study was completed for the five year period ended June 30, 2015.

The long-term return expectation for the Pension Plan Investments has been determined using a building-block approach and assumes a time horizon, as defined in SERS' *Statement of Investment Policy*. A forecasted rate of inflation serves as the baseline for the return expectation. Various real return premiums over the baseline inflation rate have been established for each asset class. The long-term expected nominal rate of return has been determined by calculating a weighted average of the expected real return premiums for each asset class, adding the projected inflation rate, and adding the expected return from rebalancing uncorrelated asset classes.

The target allocation and best estimates of arithmetic real rates of return for each major assets class are summarized in the following table:

<u>Asset Class</u>	<u>Target Allocation</u>	<u>Long Term Expected Real Rate of Return</u>
Cash	1.00 %	0.50 %
US Equity	22.50	4.75
International Equity	22.50	7.00
Fixed Income	19.00	1.50
Private Equity	10.00	8.00
Real Assets	15.00	5.00
Multi-Asset Strategies	10.00	3.00
Total	<u>100.00 %</u>	

**JOHNSTOWN-MONROE LOCAL SCHOOL DISTRICT
LICKING COUNTY, OHIO**

NOTES TO BASIC FINANCIAL STATEMENTS
FOR THE FISCAL YEAR ENDED JUNE 30, 2019

NOTE 15 - DEFINED BENEFIT PENSION PLANS - (Continued)

Discount Rate - The total pension liability was calculated using the discount rate of 7.50%. The projection of cash flows used to determine the discount rate assumed the contributions from employers and from the members would be computed based on contribution requirements as stipulated by State statute. Projected inflows from investment earning were calculated using the long-term assumed investment rate of return (7.50%). Based on those assumptions, the plan's fiduciary net position was projected to be available to make all future benefit payments of current plan members. Therefore, the long-term expected rate of return on pension plan investments was applied to all periods of projected benefits to determine the total pension liability.

Sensitivity of the District's Proportionate Share of the Net Pension Liability to Changes in the Discount Rate - Net pension liability is sensitive to changes in the discount rate, and to illustrate the potential impact the following table presents the net pension liability calculated using the discount rate of 7.50%, as well as what each plan's net pension liability would be if it were calculated using a discount rate that is one percentage point lower (6.50%), or one percentage point higher (8.50%) than the current rate.

	1% Decrease (6.50%)	Current Discount Rate (7.50%)	1% Increase (8.50%)
District's proportionate share of the net pension liability	\$ 4,453,386	\$ 3,161,624	\$ 2,078,568

Actuarial Assumptions - STRS

Key methods and assumptions used in the latest actuarial valuation, reflecting experience study results used in the July 1, 2018, actuarial valuation are presented below:

	July 1, 2018
Inflation	2.50%
Projected salary increases	12.50% at age 20 to 2.50% at age 65
Investment rate of return	7.45%, net of investment expenses, including inflation
Payroll increases	3.00%
Cost-of-living adjustments (COLA)	0.0%, effective July 1, 2017

For the July 1, 2018, actuarial valuation, post-retirement mortality rates for healthy retirees are based on the RP-2014 Annuitant Mortality Table with 50% of rates through age 69, 70% of rates between ages 70 and 79, 90% of rates between ages 80 and 84, and 100% of rates thereafter, projected forward generationally using mortality improvement scale MP-2016. Post-retirement disabled mortality rates are based on the RP-2014 Disabled Mortality Table with 90% of rates for males and 100% of rates for females, projected forward generationally using mortality improvement scale MP-2016. Pre-retirement mortality rates are based on RP-2014 Employee Mortality Table, projected forward generationally using mortality improvement scale MP-2016.

Actuarial assumptions used in the July 1, 2018 valuation are based on the results of an actuarial experience study for the period July 1, 2011 through June 30, 2016.

**JOHNSTOWN-MONROE LOCAL SCHOOL DISTRICT
LICKING COUNTY, OHIO**

NOTES TO BASIC FINANCIAL STATEMENTS
FOR THE FISCAL YEAR ENDED JUNE 30, 2019

NOTE 15 - DEFINED BENEFIT PENSION PLANS - (Continued)

STRS Ohio's investment consultant develops an estimate range for the investment return assumption based on the target allocation adopted by the Retirement Board. The target allocation and long-term expected rate of return for each major asset class are summarized as follows:

<u>Asset Class</u>	<u>Target Allocation**</u>	<u>Long Term Expected Real Rate of Return *</u>
Domestic Equity	28.00 %	7.35 %
International Equity	23.00	7.55
Alternatives	17.00	7.09
Fixed Income	21.00	3.00
Real Estate	10.00	6.00
Liquidity Reserves	1.00	2.25
Total	<u>100.00 %</u>	

*10-Year geometric nominal returns, which include the real rate of return and inflation of 2.25% and does not include investment expenses. Over a 30-year period, STRS' investment consultant indicates that the above target allocations should generate a return above the actuarial rate of return, without net value added by management.

**The Target Allocation percentage is effective as of July 1, 2017. Target weights will be phased in over a 24-month period concluding on July 1, 2019.

Discount Rate - The discount rate used to measure the total pension liability was 7.45% as of June 30, 2018. The projection of cash flows used to determine the discount rate assumes member and employer contributions will be made at the statutory contribution rates in accordance with rate increases described above. For this purpose, only employer contributions that are intended to fund benefits of current plan members and their beneficiaries are included. Projected employer contributions that are intended to fund the service costs of future plan members and their beneficiaries, as well as projected contributions from future plan members, are not included. Based on those assumptions, STRS' fiduciary net position was projected to be available to make all projected future benefit payments to current plan members as of June 30, 2018. Therefore, the long-term expected rate of return on pension plan investments of 7.45% was applied to all periods of projected benefit payment to determine the total pension liability as of June 30, 2018.

Sensitivity of the District's Proportionate Share of the Net Pension Liability to Changes in the Discount Rate - The following table presents the District's proportionate share of the net pension liability calculated using the current period discount rate assumption of 7.45%, as well as what the District's proportionate share of the net pension liability would be if it were calculated using a discount rate that is one-percentage-point lower (6.45%) or one-percentage-point higher (8.45%) than the current rate:

	<u>1% Decrease (6.45%)</u>	<u>Current Discount Rate (7.45%)</u>	<u>1% Increase (8.45%)</u>
District's proportionate share of the net pension liability	\$ 19,049,886	\$ 13,044,576	\$ 7,961,896

**JOHNSTOWN-MONROE LOCAL SCHOOL DISTRICT
LICKING COUNTY, OHIO**

NOTES TO BASIC FINANCIAL STATEMENTS
FOR THE FISCAL YEAR ENDED JUNE 30, 2019

NOTE 16 - DEFINED BENEFIT OPEB PLANS

Net OPEB Liability/Asset

The net OPEB liability/asset reported on the statement of net position represents a liability/asset to employees for OPEB. OPEB is a component of exchange transactions—between an employer and its employees—of salaries and benefits for employee services. OPEB are provided to an employee—on a deferred-payment basis—as part of the total compensation package offered by an employer for employee services each financial period. The obligation to sacrifice resources for OPEB is a present obligation because it was created as a result of employment exchanges that already have occurred.

The net OPEB liability/asset represents the District's proportionate share of each OPEB plan's collective actuarial present value of projected benefit payments attributable to past periods of service, net of each OPEB plan's fiduciary net position. The net OPEB liability/asset calculation is dependent on critical long-term variables, including estimated average life expectancies, earnings on investments, cost of living adjustments and others. While these estimates use the best information available, unknowable future events require adjusting these estimates annually.

The Ohio Revised Code limits the District's obligation for this liability to annually required payments. The District cannot control benefit terms or the manner in which OPEB are financed; however, the District does receive the benefit of employees' services in exchange for compensation including OPEB.

GASB 75 assumes the liability is solely the obligation of the employer, because they benefit from employee services. OPEB contributions come from these employers and health care plan enrollees which pay a portion of the health care costs in the form of a monthly premium. The Ohio Revised Code permits, but does not require the retirement systems to provide healthcare to eligible benefit recipients. Any change to benefits or funding could significantly affect the net OPEB liability/asset. Resulting adjustments to the net OPEB liability/asset would be effective when the changes are legally enforceable. The retirement systems may allocate a portion of the employer contributions to provide for these OPEB benefits.

The proportionate share of each plan's unfunded benefits is presented as a long-term *net OPEB liability* or *net OPEB asset* on the accrual basis of accounting. Any liability for the contractually-required OPEB contribution outstanding at the end of the year is included in *pension and postemployment obligation payable* on both the accrual and modified accrual bases of accounting.

Plan Description - School Employees Retirement System (SERS)

Health Care Plan Description - The District contributes to the SERS Health Care Fund, administered by SERS for non-certificated retirees and their beneficiaries. For GASB 75 purposes, this plan is considered a cost-sharing other postemployment benefit (OPEB) plan. SERS' Health Care Plan provides healthcare benefits to eligible individuals receiving retirement, disability, and survivor benefits, and to their eligible dependents. Members who retire after June 1, 1986, need 10 years of service credit, exclusive of most types of purchased credit, to qualify to participate in SERS' health care coverage. In addition to age and service retirees, disability benefit recipients and beneficiaries who are receiving monthly benefits due to the death of a member or retiree, are eligible for SERS' health care coverage. Most retirees and dependents choosing SERS' health care coverage are over the age of 65 and therefore enrolled in a fully insured Medicare Advantage plan; however, SERS maintains a traditional, self-insured preferred provider organization for its non-Medicare retiree population. For both groups, SERS offers a self-insured prescription drug program. Health care is a benefit that is permitted, not mandated, by statute. The financial report of the Plan is included in the SERS Comprehensive Annual Financial Report which can be obtained on SERS' website at www.ohsers.org under Employers/Audit Resources.

**JOHNSTOWN-MONROE LOCAL SCHOOL DISTRICT
LICKING COUNTY, OHIO**

NOTES TO BASIC FINANCIAL STATEMENTS
FOR THE FISCAL YEAR ENDED JUNE 30, 2019

NOTE 16 - DEFINED BENEFIT OPEB PLANS - (Continued)

Access to health care for retirees and beneficiaries is permitted in accordance with Section 3309 of the Ohio Revised Code. The Health Care Fund was established and is administered in accordance with Internal Revenue Code Section 105(e). SERS' Retirement Board reserves the right to change or discontinue any health plan or program. Active employee members do not contribute to the Health Care Plan. The SERS Retirement Board established the rules for the premiums paid by the retirees for health care coverage for themselves and their dependents or for their surviving beneficiaries. Premiums vary depending on the plan selected, qualified years of service, Medicare eligibility, and retirement status.

Funding Policy - State statute permits SERS to fund the health care benefits through employer contributions. Each year, after the allocation for statutorily required pensions and benefits, the Retirement Board may allocate the remainder of the employer contribution of 14% of covered payroll to the Health Care Fund in accordance with the funding policy. For fiscal year 2019, 0.5% of covered payroll was made to health care. An additional health care surcharge on employers is collected for employees earning less than an actuarially determined minimum compensation amount, pro-rated if less than a full year of service credit was earned. For fiscal year 2019, this amount was \$21,600. Statutes provide that no employer shall pay a health care surcharge greater than 2% of that employer's SERS-covered payroll; nor may SERS collect in aggregate more than 1.5% of the total statewide SERS-covered payroll for the health care surcharge. For fiscal year 2019, the District's surcharge obligation was \$35,433.

The surcharge added to the allocated portion of the 14% employer contribution rate is the total amount assigned to the Health Care Fund. The District's contractually required contribution to SERS was \$45,307 for fiscal year 2019. Of this amount, \$35,808 is reported as pension and postemployment obligation payable.

Plan Description - State Teachers Retirement System (STRS)

Plan Description – The State Teachers Retirement System of Ohio (STRS) administers a cost-sharing Health Plan administered for eligible retirees who participated in the defined benefit or combined pension plans offered by STRS. Ohio law authorizes STRS to offer this plan. Benefits include hospitalization, physicians' fees, prescription drugs and partial reimbursement of monthly Medicare Part B premiums. Medicare Part B premium reimbursements will be discontinued effective January 1, 2020. The Plan is included in the report of STRS which can be obtained by visiting www.strsoh.org or by calling (888) 227-7877.

Funding Policy – Ohio Revised Code Chapter 3307 authorizes STRS to offer the Plan and gives the Retirement Board discretionary authority over how much, if any, of the health care costs will be absorbed by STRS. Active employee members do not contribute to the Health Care Plan. Nearly all health care plan enrollees, for the most recent year, pay a portion of the health care costs in the form of a monthly premium. Under Ohio law, funding for post-employment health care may be deducted from employer contributions, currently 14% of covered payroll. For the fiscal year ended June 30, 2019, STRS did not allocate any employer contributions to post-employment health care.

**JOHNSTOWN-MONROE LOCAL SCHOOL DISTRICT
LICKING COUNTY, OHIO**

NOTES TO BASIC FINANCIAL STATEMENTS
FOR THE FISCAL YEAR ENDED JUNE 30, 2019

NOTE 16 - DEFINED BENEFIT OPEB PLANS - (Continued)

OPEB Liabilities/Assets, OPEB Expense, and Deferred Outflows of Resources and Deferred Inflows of Resources Related to OPEB

The net OPEB liability/asset was measured as of June 30, 2018, and the total OPEB liability/asset used to calculate the net OPEB liability/asset was determined by an actuarial valuation as of that date. The District's proportion of the net OPEB liability/asset was based on the District's share of contributions to the respective retirement systems relative to the contributions of all participating entities. Following is information related to the proportionate share and OPEB expense:

	<u>SERS</u>	<u>STRS</u>	<u>Total</u>
Proportion of the net OPEB liability prior measurement date	0.05034970%	0.05881543%	
Proportion of the net OPEB liability/asset current measurement date	<u>0.05583290%</u>	<u>0.05932655%</u>	
Change in proportionate share	<u>0.00548320%</u>	<u>0.00051112%</u>	
Proportionate share of the net OPEB liability	\$ 1,548,955	\$ -	\$ 1,548,955
Proportionate share of the net OPEB asset	\$ -	\$ (953,317)	\$ (953,317)
OPEB expense	\$ 80,521	\$ (2,054,957)	\$ (1,974,436)

At June 30, 2019, the District reported deferred outflows of resources and deferred inflows of resources related to OPEB from the following sources:

	<u>SERS</u>	<u>STRS</u>	<u>Total</u>
Deferred outflows of resources			
Differences between expected and actual experience	\$ 25,284	\$ 111,349	\$ 136,633
Difference between employer contributions and proportionate share of contributions/ change in proportionate share	120,646	66,852	187,498
Contributions subsequent to the measurement date	<u>45,307</u>	<u>-</u>	<u>45,307</u>
Total deferred outflows of resources	<u>\$ 191,237</u>	<u>\$ 178,201</u>	<u>\$ 369,438</u>

**JOHNSTOWN-MONROE LOCAL SCHOOL DISTRICT
LICKING COUNTY, OHIO**

NOTES TO BASIC FINANCIAL STATEMENTS
FOR THE FISCAL YEAR ENDED JUNE 30, 2019

NOTE 16 - DEFINED BENEFIT OPEB PLANS - (Continued)

	<u>SERS</u>	<u>STRS</u>	<u>Total</u>
Deferred inflows of resources			
Differences between expected and actual experience	\$ -	\$ 55,544	\$ 55,544
Net difference between projected and actual earnings on pension plan investments	2,324	108,908	111,232
Changes of assumptions	139,161	1,298,971	1,438,132
Difference between employer contributions and proportionate share of contributions/ change in proportionate share	<u>32,111</u>	<u>-</u>	<u>32,111</u>
Total deferred inflows of resources	<u>\$ 173,596</u>	<u>\$ 1,463,423</u>	<u>\$ 1,637,019</u>

\$45,307 reported as deferred outflows of resources related to OPEB resulting from District contributions subsequent to the measurement date will be recognized as a reduction of the net OPEB liability/asset in the year ending June 30, 2020. Other amounts reported as deferred outflows of resources and deferred inflows of resources related to OPEB will be recognized in OPEB expense as follows:

	<u>SERS</u>	<u>STRS</u>	<u>Total</u>
Fiscal Year Ending June 30:			
2020	\$ (52,581)	\$ (229,308)	\$ (281,889)
2021	(35,836)	(229,308)	(265,144)
2022	17,183	(229,308)	(212,125)
2023	18,171	(204,572)	(186,401)
2024	18,011	(195,900)	(177,889)
Thereafter	<u>7,386</u>	<u>(196,826)</u>	<u>(189,440)</u>
Total	<u>\$ (27,666)</u>	<u>\$ (1,285,222)</u>	<u>\$ (1,312,888)</u>

Actuarial Assumptions - SERS

The total OPEB liability is determined by SERS' actuaries in accordance with GASB Statement No. 74, as part of their annual actuarial valuation for each retirement plan. Actuarial valuations of an ongoing plan involve estimates of the value of reported amounts (e.g., salaries, credited service) and assumptions about the probability of occurrence of events far into the future (e.g., mortality, disabilities, retirements, employment terminations). Actuarially determined amounts are subject to continual review and potential modifications, as actual results are compared with past expectations and new estimates are made about the future.

Projections of benefits for financial reporting purposes are based on the substantive plan (the plan as understood by the employers and plan members) and include the types of benefits provided at the time of each valuation and the historical pattern of sharing benefit costs between the employers and plan members to that point. The projection of benefits for financial reporting purposes does not explicitly incorporate the potential effects of legal or contractual funding limitations.

**JOHNSTOWN-MONROE LOCAL SCHOOL DISTRICT
LICKING COUNTY, OHIO**

NOTES TO BASIC FINANCIAL STATEMENTS
FOR THE FISCAL YEAR ENDED JUNE 30, 2019

NOTE 16 - DEFINED BENEFIT OPEB PLANS - (Continued)

Actuarial calculations reflect a long-term perspective. For a newly hired employee, actuarial calculations will take into account the employee's entire career with the employer and also take into consideration the benefits, if any, paid to the employee after termination of employment until the death of the employee and any applicable contingent annuitant. In many cases, actuarial calculations reflect several decades of service with the employer and the payment of benefits after termination.

Key methods and assumptions used in calculating the total OPEB liability in the latest actuarial valuation date of June 30, 2018, are presented below:

Wage inflation	3.00%
Future salary increases, including inflation	3.50% to 18.20%
Investment rate of return	7.50% net of investments expense, including inflation
Municipal bond index rate:	
Measurement date	3.62%
Prior measurement date	3.56%
Single equivalent interest rate, net of plan investment expense, including price inflation:	
Measurement date	3.70%
Prior measurement date	3.63%
Medical trend assumption:	
Medicare	5.375 to 4.75%
Pre-Medicare	7.25 to 4.75%

Mortality rates were based on the RP-2014 Blue Collar Mortality Table with fully generational projection and Scale BB, 120% of male rates and 110% of female rates. RP-2000 Disabled Mortality Table with 90% for male rates and 100% for female rates set back five years.

The most recent experience study was completed for the five year period ended June 30, 2015.

The long-term expected rate of return on plan assets is reviewed as part of the actuarial five-year experience study. The most recent study covers fiscal years 2010 through 2015, and was adopted by the Board on April 21, 2016. Several factors are considered in evaluating the long-term rate of return assumption including long-term historical data, estimates inherent in current market data, and a log-normal distribution analysis in which best-estimate ranges of expected future real rates of return were developed by the investment consultant for each major asset class. These ranges were combined to produce the long-term expected rate of return, 7.50%, by weighting the expected future real rates of return by the target asset allocation percentage and then adding expected inflation. The capital market assumptions developed by the investment consultant are intended for use over a 10-year horizon and may not be useful in setting the long-term rate of return for funding pension plans which covers a longer timeframe. The assumption is intended to be a long-term assumption and is not expected to change absent a significant change in the asset allocation, a change in the inflation assumption, or a fundamental change in the market that alters expected returns in future years.

**JOHNSTOWN-MONROE LOCAL SCHOOL DISTRICT
LICKING COUNTY, OHIO**

NOTES TO BASIC FINANCIAL STATEMENTS
FOR THE FISCAL YEAR ENDED JUNE 30, 2019

NOTE 16 - DEFINED BENEFIT OPEB PLANS - (Continued)

The target asset allocation and best estimates of arithmetic real rates of return for each major asset class, as used in the June 30, 2015 five-year experience study, are summarized as follows:

Asset Class	Target Allocation	Long-Term Expected Real Rate of Return
Cash	1.00 %	0.50 %
US Equity	22.50	4.75
International Equity	22.50	7.00
Fixed Income	19.00	1.50
Private Equity	10.00	8.00
Real Assets	15.00	5.00
Multi-Asset Strategies	10.00	3.00
Total	<u>100.00 %</u>	

Discount Rate - The discount rate used to measure the total OPEB liability at June 30, 2018 was 3.70%. The discount rate used to measure total OPEB liability prior to June 30, 2018 was 3.63%. The projection of cash flows used to determine the discount rate assumed that contributions will be made from members and the System at the state statute contribution rate of 2.00% of projected covered employee payroll each year, which includes a 1.50% payroll surcharge and 0.50% of contributions from the basic benefits plan. Based on these assumptions, the OPEB plan's fiduciary net position was projected to become insufficient to make future benefit payments during the fiscal year ending June 30, 2026. Therefore, the long-term expected rate of return on OPEB plan assets was used to present value the projected benefit payments through the fiscal year ending June 30, 2025 and the Fidelity General Obligation 20-year Municipal Bond Index rate of 3.62%, as of June 30, 2018 (i.e. municipal bond rate), was used to present value the projected benefit payments for the remaining years in the projection. A municipal bond rate of 3.56% was used as of June 30, 2017. The total present value of projected benefit payments from all years was then used to determine the single rate of return that was used as the discount rate. The projection of future benefit payments for all current plan members was until the benefit payments ran out.

Sensitivity of the District's Proportionate Share of the Net OPEB Liability to Changes in the Discount Rate and Changes in the Health Care Cost Trend Rates - The net OPEB liability is sensitive to changes in the discount rate and the health care cost trend rate. The following table presents the net OPEB liability of SERS, what SERS' net OPEB liability would be if it were calculated using a discount rate that is 1 percentage point lower (2.70%) and higher (4.70%) than the current discount rate (3.70%). Also shown is what SERS' net OPEB liability would be based on health care cost trend rates that are 1 percentage point lower (6.25% decreasing to 3.75%) and higher (8.25% decreasing to 5.75%) than the current rate.

	1% Decrease (2.70%)	Current Discount Rate (3.70%)	1% Increase (4.70%)
District's proportionate share of the net OPEB liability	\$ 1,879,536	\$ 1,548,955	\$ 1,287,198

**JOHNSTOWN-MONROE LOCAL SCHOOL DISTRICT
LICKING COUNTY, OHIO**

NOTES TO BASIC FINANCIAL STATEMENTS
FOR THE FISCAL YEAR ENDED JUNE 30, 2019

NOTE 16 - DEFINED BENEFIT OPEB PLANS - (Continued)

	1% Decrease (6.25 % decreasing to 3.75 %)	Current Trend Rate (7.25 % decreasing to 4.75 %)	1% Increase (8.25 % decreasing to 5.75 %)
District's proportionate share of the net OPEB liability	\$ 1,249,723	\$ 1,548,955	\$ 1,945,193

Actuarial Assumptions - STRS

Key methods and assumptions used in the latest actuarial valuation, reflecting experience study results used in the July 1, 2018, actuarial valuation, compared with July 1, 2017, are presented below:

	July 1, 2018		July 1, 2017
Inflation	2.50%		2.50%
Projected salary increases	12.50% at age 20 to 2.50% at age 65		12.50% at age 20 to 2.50% at age 65
Investment rate of return	7.45%, net of investment expenses, including inflation		7.45%, net of investment expenses, including inflation
Payroll increases	3.00%		3.00%
Cost-of-living adjustments (COLA)	0.00%		0.00%, effective July 1, 2017
Discounted rate of return	7.45%		N/A
Blended discount rate of return	N/A		4.13%
Health care cost trends			6 to 11% initial, 4.50% ultimate
	Initial	Ultimate	
Medical			
Pre-Medicare	6.00%	4.00%	
Medicare	5.00%	4.00%	
Prescription Drug			
Pre-Medicare	8.00%	4.00%	
Medicare	-5.23%	4.00%	

Projections of benefits include the historical pattern of sharing benefit costs between the employers and retired plan members.

For healthy retirees the mortality rates are based on the RP-2014 Annuitant Mortality Table with 50% of rates through age 69, 70% of rates between ages 70 and 79, 90% of rates between ages 80 and 84, and 100% of rates thereafter, projected forward generationally using mortality improvement scale MP-2016. For disabled retirees, mortality rates are based on the RP-2014 Disabled Mortality Table with 90% of rates for males and 100% of rates for females, projected forward generationally using mortality improvement scale MP-2016.

Actuarial assumptions used in the June 30, 2018 valuation are based on the results of an actuarial experience study for the period July 1, 2011 through June 30, 2016.

**JOHNSTOWN-MONROE LOCAL SCHOOL DISTRICT
LICKING COUNTY, OHIO**

NOTES TO BASIC FINANCIAL STATEMENTS
FOR THE FISCAL YEAR ENDED JUNE 30, 2019

NOTE 16 - DEFINED BENEFIT OPEB PLANS - (Continued)

Assumption Changes Since the Prior Measurement Date - The discount rate was increased from the blended rate of 4.13% to the long-term expected rate of return of 7.45% based on the methodology defined under GASB Statement No. 74, Financial Reporting for Postemployment Benefit Plans Other Than Pension Plans (OPEB). Valuation year per capita health care costs were updated.

Benefit Term Changes Since the Prior Measurement Date - The subsidy multiplier for non-Medicare benefit recipients was increased from 1.90% to 1.944% per year of service effective January 1, 2019. The non-Medicare frozen subsidy base premium was increased effective January 1, 2019 and all remaining Medicare Part B premium reimbursements will be discontinued beginning January 1, 2020.

STRS' investment consultant develops an estimate range for the investment return assumption based on the target allocation adopted by the Retirement Board. The target allocation and long-term expected rate of return for each major asset class are summarized as follows:

<u>Asset Class</u>	<u>Target Allocation**</u>	<u>Long Term Expected Real Rate of Return *</u>
Domestic Equity	28.00 %	7.35 %
International Equity	23.00	7.55
Alternatives	17.00	7.09
Fixed Income	21.00	3.00
Real Estate	10.00	6.00
Liquidity Reserves	<u>1.00</u>	2.25
Total	<u><u>100.00 %</u></u>	

*10-Year geometric nominal returns, which include the real rate of return and inflation of 2.25% and does not include investment expenses. Over a 30-year period, STRS' investment consultant indicates that the above target allocations should generate a return above the actuarial rate of return, without net value added by management.

** The Target Allocation percentage is effective as of July 1, 2017. Target weights will be phased in over a 24-month period concluding on July 1, 2019.

Discount Rate - The discount rate used to measure the total OPEB asset was 7.45% as of June 30, 2018. A discount rate used to measure the total OPEB liability was 4.13% as of June 30, 2017. The projection of cash flows used to determine the discount rate assumes STRS Ohio continues to allocate no employer contributions to the health care fund. Based on these assumptions, the OPEB plan's fiduciary net position was projected to be available to make all projected future benefit payments to current plan members. Therefore, the long-term expected rate of return on health care plan investments of 7.45% was used to measure the total OPEB asset as of June 30, 2018.

**JOHNSTOWN-MONROE LOCAL SCHOOL DISTRICT
LICKING COUNTY, OHIO**

NOTES TO BASIC FINANCIAL STATEMENTS
FOR THE FISCAL YEAR ENDED JUNE 30, 2019

NOTE 16 - DEFINED BENEFIT OPEB PLANS - (Continued)

Sensitivity of the District's Proportionate Share of the Net OPEB Asset to Changes in the Discount and Health Care Cost Trend Rate - The following table represents the net OPEB asset as of June 30, 2018, calculated using the current period discount rate assumption of 7.45%, as well as what the net OPEB asset would be if it were calculated using a discount rate that is one percentage point lower (6.45%) or one percentage point higher (8.45%) than the current assumption. Also shown is the net OPEB asset as if it were calculated using health care cost trend rates that are one percentage point lower or one percentage point higher than the current health care cost trend rates.

	1% Decrease (6.45%)	Current Discount Rate (7.45%)	1% Increase (8.45%)
District's proportionate share of the net OPEB asset	\$ 817,082	\$ 953,317	\$ 1,067,816
	1% Decrease	Current Trend Rate	1% Increase
District's proportionate share of the net OPEB asset	\$ 1,061,353	\$ 953,317	\$ 843,599

NOTE 17 - BUDGETARY BASIS OF ACCOUNTING

While reporting financial position, results of operations, and changes in fund balance on the basis of generally accepted accounting principles (GAAP), the budgetary basis as provided by law is based upon accounting for certain transactions on a basis of cash receipts and disbursements.

The statement of revenue, expenditures and changes in fund balance - budget and actual (non-GAAP budgetary basis) presented for the general fund is presented on the budgetary basis to provide a meaningful comparison of actual results with the budget. The major differences between the budget basis and the GAAP basis are that:

- (a) Revenues and other financing sources are recorded when received in cash (budget basis) as opposed to when susceptible to accrual (GAAP basis);
- (b) Expenditures and other financing uses are recorded when paid in cash (budget basis) as opposed to when the liability is incurred (GAAP basis);
- (c) In order to determine compliance with Ohio law, and to reserve that portion of the applicable appropriation, total outstanding encumbrances (budget basis) are recorded as the equivalent of an expenditure, as opposed to assigned or committed fund balance for that portion of outstanding encumbrances not already recognized as an account payable (GAAP basis);
- (d) Some funds are included in the general fund (GAAP basis), but have separate legally adopted budgets (budget basis); and,
- (e) Investments are reported at fair value (GAAP basis) rather than cost (budget basis).

**JOHNSTOWN-MONROE LOCAL SCHOOL DISTRICT
LICKING COUNTY, OHIO**

NOTES TO BASIC FINANCIAL STATEMENTS
FOR THE FISCAL YEAR ENDED JUNE 30, 2019

NOTE 17 - BUDGETARY BASIS OF ACCOUNTING - (Continued)

The adjustments necessary to convert the results of operations for the year on the budget basis to the GAAP basis for the general fund is as follows:

Net Change in Fund Balance

	<u>General fund</u>
Budget basis	\$ (594,868)
Net adjustment for revenue accruals	(870,142)
Net adjustment for expenditure accruals	40,776
Net adjustment for other sources/uses	(19,016)
Funds budgeted elsewhere *	1,270
Adjustment for encumbrances	311,989
GAAP basis	<u>\$ (1,129,991)</u>

*Certain funds that are legally budgeted in separate special revenue funds are considered part of the general fund on a GAAP basis. This includes the uniform school supplies fund, unclaimed monies fund and the public school support fund.

NOTE 18 - CONTINGENCIES

A. Grants

The District receives significant financial assistance from numerous federal, State and local agencies in the form of grants. The disbursement of funds received under these programs generally requires compliance with terms and conditions specified in the grant agreements and are subject to audit by the grantor agencies. Any disallowed claims resulting from such audits could become a liability of the District. However, in the opinion of management, any such disallowed claims will not have a material effect on the financial position of the District.

B. Litigation

The District is not party to legal proceedings that would have a financial impact on the District.

NOTE 19 - SET-ASIDES

The District is required by State law to annually set-aside certain general fund revenue amounts, as defined by statutory formula, for the acquisition and construction of capital improvements. Amounts not spent by the end of the fiscal year or offset by similarly restricted resources received during the year must be held in cash at fiscal year-end. This amount must be carried forward to be used for the same purpose in future years. Expenditures exceeding the set-aside requirement may not be carried forward to the next fiscal year.

**JOHNSTOWN-MONROE LOCAL SCHOOL DISTRICT
LICKING COUNTY, OHIO**

NOTES TO BASIC FINANCIAL STATEMENTS
FOR THE FISCAL YEAR ENDED JUNE 30, 2019

NOTE 19 - SET-ASIDES - (Continued)

The following cash-basis information describes the change in the fiscal year-end set-aside amount for capital improvements. Disclosure of this information is required by State statute.

	<u>Capital Improvements</u>
Set-aside balance June 30, 2018	\$ -
Current year set-aside requirement	293,525
Current year qualifying expenditures	(245,393)
Current year offsets	<u>(48,132)</u>
Total	<u>\$ -</u>
Balance carried forward to fiscal year 2020	<u>\$ -</u>
Set-aside balance June 30, 2019	<u>\$ -</u>

During fiscal years 1999 and in 2006, the District issued a total of \$837,878 in capital related HB 264 energy conservation notes and in 2015, the District issued \$35,859,999 in school improvement bonds. These proceeds may be used to reduce capital acquisition below zero for future years. The amount presented for Prior Year Offset from Bond Proceeds is limited to an amount needed to reduce the reserve for capital improvement to zero. The District is responsible for tracking the amount of the bond proceeds that may be used as an offset in future periods, which was \$36,366,790 at June 30, 2019.

NOTE 20 - OTHER COMMITMENTS

The District utilizes encumbrance accounting as part of its budgetary controls. Encumbrances outstanding at year end may be reported as part of restricted, committed, or assigned classifications of fund balance. At year end, the District's commitments for encumbrances in the governmental funds were as follows:

<u>Fund</u>	<u>Year-End Encumbrances</u>
General fund	\$ 177,985
Capital projects	2,398,392
Nonmajor governmental	<u>898,767</u>
Total	<u>\$ 3,475,144</u>

**JOHNSTOWN-MONROE LOCAL SCHOOL DISTRICT
LICKING COUNTY, OHIO**

NOTES TO BASIC FINANCIAL STATEMENTS
FOR THE FISCAL YEAR ENDED JUNE 30, 2019

NOTE 21 - CONTRACTUAL COMMITMENTS

On June 30, 2019, the District had the following contractual commitments outstanding related to the ongoing construction projects including parking lots, demolition, stadium and storage buildings:

<u>Contractor</u>	<u>Contract Amount</u>	<u>Amount Paid Through June 30, 2019</u>	<u>Remaining Contract Amount</u>
Robertson Construction	\$ 5,508,322	\$ 2,666,463	\$ 2,841,859
BSHM Architects	308,046	163,144	144,902
DataServ Integrations	31,379	-	31,379

\$103,945 has been recorded as contracts payable in the nonmajor governmental funds and \$7,941 has been recorded as contracts payable in the Capital Projects Fund in connection with the above projects.

NOTE 22 - SUBSEQUENT EVENT

On October 28, 2019, Kimberly Pulley became Treasurer of the District.

THIS PAGE IS INTENTIONALLY LEFT BLANK

REQUIRED SUPPLEMENTARY INFORMATION

**JOHNSTOWN-MONROE LOCAL SCHOOL DISTRICT
LICKING COUNTY, OHIO**

SCHEDULES OF REQUIRED SUPPLEMENTARY INFORMATION

SCHEDULE OF THE DISTRICT'S PROPORTIONATE SHARE OF
THE NET PENSION LIABILITY
SCHOOL EMPLOYEES RETIREMENT SYSTEM (SERS) OF OHIO

LAST SIX FISCAL YEARS

	<u>2019</u>	<u>2018</u>	<u>2017</u>	<u>2016</u>
District's proportion of the net pension liability	0.05520380%	0.04946910%	0.05190070%	0.04993490%
District's proportionate share of the net pension liability	\$ 3,161,624	\$ 2,955,669	\$ 3,798,652	\$ 2,849,334
District's covered payroll	\$ 1,580,407	\$ 1,720,614	\$ 1,631,929	\$ 1,503,300
District's proportionate share of the net pension liability as a percentage of its covered payroll	200.05%	171.78%	232.77%	189.54%
Plan fiduciary net position as a percentage of the total pension liability	71.36%	69.50%	62.98%	69.16%

Note: Information prior to 2014 was unavailable. Schedule is intended to show information for 10 years. Additional years will be displayed as they become available.

Amounts presented for each fiscal year were determined as of the District's measurement date which is the prior year-end.

SEE ACCOMPANYING NOTES TO THE REQUIRED SUPPLEMENTARY INFORMATION

<u>2015</u>	<u>2014</u>
0.04558600%	0.04558600%
\$ 2,307,082	\$ 2,710,853
\$ 1,324,639	\$ 1,055,311
174.17%	256.88%
71.70%	65.52%

**JOHNSTOWN-MONROE LOCAL SCHOOL DISTRICT
LICKING COUNTY, OHIO**

SCHEDULES OF REQUIRED SUPPLEMENTARY INFORMATION

SCHEDULE OF THE DISTRICT'S PROPORTIONATE SHARE OF
THE NET PENSION LIABILITY
STATE TEACHERS RETIREMENT SYSTEM (STRS) OF OHIO

LAST SIX FISCAL YEARS

	<u>2019</u>	<u>2018</u>	<u>2017</u>	<u>2016</u>
District's proportion of the net pension liability	0.05932655%	0.05881543%	0.05754220%	0.05617888%
District's proportionate share of the net pension liability	\$ 13,044,576	\$ 13,971,731	\$ 19,261,109	\$ 15,526,199
District's covered payroll	\$ 6,720,021	\$ 6,405,057	\$ 6,186,000	\$ 5,953,993
District's proportionate share of the net pension liability as a percentage of its covered payroll	194.12%	218.14%	311.37%	260.77%
Plan fiduciary net position as a percentage of the total pension liability	77.31%	75.30%	66.80%	72.10%

Note: Information prior to 2014 was unavailable. Schedule is intended to show information for 10 years. Additional years will be displayed as they become available.

Amounts presented for each fiscal year were determined as of the District's measurement date which is the prior year-end.

SEE ACCOMPANYING NOTES TO THE REQUIRED SUPPLEMENTARY INFORMATION

<u>2015</u>	<u>2014</u>
0.05410800%	0.05410800%
\$ 13,160,892	\$ 15,677,168
\$ 5,528,323	\$ 5,523,623
238.06%	283.82%
74.70%	69.30%

**JOHNSTOWN-MONROE LOCAL SCHOOL DISTRICT
LICKING COUNTY, OHIO**

SCHEDULES OF REQUIRED SUPPLEMENTARY INFORMATION

SCHEDULE OF DISTRICT PENSION CONTRIBUTIONS
SCHOOL EMPLOYEES RETIREMENT SYSTEM (SERS) OF OHIO

LAST TEN FISCAL YEARS

	<u>2019</u>	<u>2018</u>	<u>2017</u>	<u>2016</u>
Contractually required contribution	\$ 266,607	\$ 213,355	\$ 240,886	\$ 228,470
Contributions in relation to the contractually required contribution	<u>(266,607)</u>	<u>(213,355)</u>	<u>(240,886)</u>	<u>(228,470)</u>
Contribution deficiency (excess)	<u>\$ -</u>	<u>\$ -</u>	<u>\$ -</u>	<u>\$ -</u>
District's covered payroll	\$ 1,974,867	\$ 1,580,407	\$ 1,720,614	\$ 1,631,929
Contributions as a percentage of covered payroll	13.50%	13.50%	14.00%	14.00%

SEE ACCOMPANYING NOTES TO THE REQUIRED SUPPLEMENTARY INFORMATION

<u>2015</u>	<u>2014</u>	<u>2013</u>	<u>2012</u>	<u>2011</u>	<u>2010</u>
\$ 198,135	\$ 183,595	\$ 146,055	\$ 138,003	\$ 120,367	\$ 130,963
<u>(198,135)</u>	<u>(183,595)</u>	<u>(146,055)</u>	<u>(138,003)</u>	<u>(120,367)</u>	<u>(130,963)</u>
<u>\$ -</u>	<u>\$ -</u>	<u>\$ -</u>	<u>\$ -</u>	<u>\$ -</u>	<u>\$ -</u>
\$ 1,503,300	\$ 1,324,639	\$ 1,055,311	\$ 1,026,045	\$ 957,574	\$ 967,230
13.18%	13.86%	13.84%	13.45%	12.57%	13.54%

**JOHNSTOWN-MONROE LOCAL SCHOOL DISTRICT
LICKING COUNTY, OHIO**

SCHEDULES OF REQUIRED SUPPLEMENTARY INFORMATION

SCHEDULE OF DISTRICT PENSION CONTRIBUTIONS
STATE TEACHERS RETIREMENT SYSTEM (STRS) OF OHIO

LAST TEN FISCAL YEARS

	<u>2019</u>	<u>2018</u>	<u>2017</u>	<u>2016</u>
Contractually required contribution	\$ 952,532	\$ 940,803	\$ 896,708	\$ 866,040
Contributions in relation to the contractually required contribution	<u>(952,532)</u>	<u>(940,803)</u>	<u>(896,708)</u>	<u>(866,040)</u>
Contribution deficiency (excess)	<u>\$ -</u>	<u>\$ -</u>	<u>\$ -</u>	<u>\$ -</u>
District's covered payroll	\$ 6,803,800	\$ 6,720,021	\$ 6,405,057	\$ 6,186,000
Contributions as a percentage of covered payroll	14.00%	14.00%	14.00%	14.00%

SEE ACCOMPANYING NOTES TO THE REQUIRED SUPPLEMENTARY INFORMATION

<u>2015</u>	<u>2014</u>	<u>2013</u>	<u>2012</u>	<u>2011</u>	<u>2010</u>
\$ 833,559	\$ 718,682	\$ 718,071	\$ 733,143	\$ 706,645	\$ 688,434
<u>(833,559)</u>	<u>(718,682)</u>	<u>(718,071)</u>	<u>(733,143)</u>	<u>(706,645)</u>	<u>(688,434)</u>
<u>\$ -</u>	<u>\$ -</u>	<u>\$ -</u>	<u>\$ -</u>	<u>\$ -</u>	<u>\$ -</u>
\$ 5,953,993	\$ 5,528,323	\$ 5,523,623	\$ 5,639,562	\$ 5,435,731	\$ 5,295,646
14.00%	13.00%	13.00%	13.00%	13.00%	13.00%

**JOHNSTOWN-MONROE LOCAL SCHOOL DISTRICT
LICKING COUNTY, OHIO**

SCHEDULES OF REQUIRED SUPPLEMENTARY INFORMATION

SCHEDULE OF THE DISTRICT'S PROPORTIONATE SHARE OF
THE NET OPEB LIABILITY
SCHOOL EMPLOYEES RETIREMENT SYSTEM (SERS) OF OHIO

LAST THREE FISCAL YEARS

	<u>2019</u>	<u>2018</u>	<u>2017</u>
District's proportion of the net OPEB liability	0.05583290%	0.05034970%	0.05259512%
District's proportionate share of the net OPEB liability	\$ 1,548,955	\$ 1,351,254	\$ 1,499,155
District's covered payroll	\$ 1,580,407	\$ 1,720,614	\$ 1,631,929
District's proportionate share of the net OPEB liability as a percentage of its covered payroll	98.01%	78.53%	91.86%
Plan fiduciary net position as a percentage of the total OPEB liability	13.57%	12.46%	11.49%

Note: Information prior to 2017 was unavailable. Schedule is intended to show information for 10 years. Additional years will be displayed as they become available.

Amounts presented for each fiscal year were determined as of the District's measurement date which is the prior year-end.

SEE ACCOMPANYING NOTES TO THE REQUIRED SUPPLEMENTARY INFORMATION

**JOHNSTOWN-MONROE LOCAL SCHOOL DISTRICT
LICKING COUNTY, OHIO**

SCHEDULES OF REQUIRED SUPPLEMENTARY INFORMATION

SCHEDULE OF THE DISTRICT'S PROPORTIONATE SHARE OF
THE NET OPEB LIABILITY/ASSET
STATE TEACHERS RETIREMENT SYSTEM (STRS) OF OHIO

LAST THREE FISCAL YEARS

	<u>2019</u>	<u>2018</u>	<u>2017</u>
District's proportion of the net OPEB liability/asset	0.05932655%	0.05881543%	0.05754220%
District's proportionate share of the net OPEB liability/(asset)	\$ (953,317)	\$ 2,294,761	\$ 3,077,372
District's covered payroll	\$ 6,720,021	\$ 6,405,057	\$ 6,186,000
District's proportionate share of the net OPEB liability/asset as a percentage of its covered payroll	14.19%	35.83%	49.75%
Plan fiduciary net position as a percentage of the total OPEB liability/asset	176.00%	47.10%	37.30%

Note: Information prior to 2017 was unavailable. Schedule is intended to show information for 10 years. Additional years will be displayed as they become available.

Amounts presented for each fiscal year were determined as of the District's measurement date which is the prior year-end.

SEE ACCOMPANYING NOTES TO THE REQUIRED SUPPLEMENTARY INFORMATION

**JOHNSTOWN-MONROE LOCAL SCHOOL DISTRICT
LICKING COUNTY, OHIO**

SCHEDULES OF REQUIRED SUPPLEMENTARY INFORMATION

SCHEDULE OF DISTRICT OPEB CONTRIBUTIONS
SCHOOL EMPLOYEES RETIREMENT SYSTEM (SERS) OF OHIO

LAST TEN FISCAL YEARS

	<u>2019</u>	<u>2018</u>	<u>2017</u>	<u>2016</u>
Contractually required contribution	\$ 45,307	\$ 37,304	\$ 28,136	\$ 26,611
Contributions in relation to the contractually required contribution	<u>(45,307)</u>	<u>(37,304)</u>	<u>(28,136)</u>	<u>(26,611)</u>
Contribution deficiency (excess)	<u>\$ -</u>	<u>\$ -</u>	<u>\$ -</u>	<u>\$ -</u>
District's covered payroll	\$ 1,974,867	\$ 1,580,407	\$ 1,720,614	\$ 1,631,929
Contributions as a percentage of covered payroll	2.29%	2.36%	1.63%	1.63%

SEE ACCOMPANYING NOTES TO THE REQUIRED SUPPLEMENTARY INFORMATION

<u>2015</u>	<u>2014</u>	<u>2013</u>	<u>2012</u>	<u>2011</u>	<u>2010</u>
\$ 35,328	\$ 23,373	\$ 20,330	\$ 23,403	\$ 32,159	\$ 27,983
<u>(35,328)</u>	<u>(23,373)</u>	<u>(20,330)</u>	<u>(23,403)</u>	<u>(32,159)</u>	<u>(27,983)</u>
<u>\$ -</u>	<u>\$ -</u>	<u>\$ -</u>	<u>\$ -</u>	<u>\$ -</u>	<u>\$ -</u>
\$ 1,503,300	\$ 1,324,639	\$ 1,055,311	\$ 1,026,045	\$ 957,574	\$ 967,230
2.35%	1.77%	1.92%	2.28%	3.36%	2.89%

**JOHNSTOWN-MONROE LOCAL SCHOOL DISTRICT
LICKING COUNTY, OHIO**

SCHEDULES OF REQUIRED SUPPLEMENTARY INFORMATION

SCHEDULE OF DISTRICT OPEB CONTRIBUTIONS
STATE TEACHERS RETIREMENT SYSTEM (STRS) OF OHIO

LAST TEN FISCAL YEARS

	<u>2019</u>	<u>2018</u>	<u>2017</u>	<u>2016</u>
Contractually required contribution	\$ -	\$ -	\$ -	\$ -
Contributions in relation to the contractually required contribution	<u>-</u>	<u>-</u>	<u>-</u>	<u>-</u>
Contribution deficiency (excess)	<u>\$ -</u>	<u>\$ -</u>	<u>\$ -</u>	<u>\$ -</u>
District's covered payroll	\$ 6,803,800	\$ 6,720,021	\$ 6,405,057	\$ 6,186,000
Contributions as a percentage of covered payroll	0.00%	0.00%	0.00%	0.00%

SEE ACCOMPANYING NOTES TO THE REQUIRED SUPPLEMENTARY INFORMATION

<u>2015</u>	<u>2014</u>	<u>2013</u>	<u>2012</u>	<u>2011</u>	<u>2010</u>
\$ -	\$ 55,754	\$ 55,236	\$ 54,357	\$ 54,357	\$ 52,956
-	(55,754)	(55,236)	(54,357)	(54,357)	(52,956)
<u>\$ -</u>	<u>\$ -</u>	<u>\$ -</u>	<u>\$ -</u>	<u>\$ -</u>	<u>\$ -</u>
\$ 5,953,993	\$ 5,528,323	\$ 5,523,623	\$ 5,639,562	\$ 5,435,731	\$ 5,295,646
0.00%	1.00%	1.00%	1.00%	1.00%	1.00%

**JOHNSTOWN-MONROE LOCAL SCHOOL DISTRICT
LICKING COUNTY, OHIO**

NOTES TO THE REQUIRED SUPPLEMENTARY INFORMATION
FOR THE FISCAL YEAR ENDED JUNE 30, 2019

PENSION

SCHOOL EMPLOYEES RETIREMENT SYSTEM (SERS) OF OHIO

Changes in benefit terms: There were no changes in benefit terms from the amounts reported for fiscal years 2014-2017. For fiscal year 2018, SERS changed from a fixed 3% annual increase to a Cost of Living Adjustment (COLA) based on the changes in the Consumer Price Index (CPI-W), with a cap of 2.5% and a floor of 0%. There were no changes in benefit terms from the amounts previously reported for fiscal year 2019.

Changes in assumptions: There were no changes in methods and assumptions used in the calculation of actuarial determined contributions for fiscal years 2014-2016. For fiscal year 2017, the following changes of assumptions affected the total pension liability since the prior measurement date: (a) the assumed rate of inflation was reduced from 3.25% to 3.00%, (b) payroll growth assumption was reduced from 4.00% to 3.50%, (c) assumed real wage growth was reduced from 0.75% to 0.50%, (d) Rates of withdrawal, retirement and disability were updated to reflect recent experience, (e) mortality among active members was updated to RP-2014 Blue Collar Mortality Table with fully generational projection and a five year age set-back for both males and females, (f) mortality among service retired members, and beneficiaries was updated to the following RP-2014 Blue Collar Mortality Table with fully generational projection with Scale BB, 120% of male rates, and 110% of female rates, (g) mortality among disabled members was updated to RP-2000 Disabled Mortality Table, 90% for male rates and 100% for female rates, set back five years is used for the period after disability retirement and (h) the discount rate was reduced from 7.75% to 7.50%. There were no changes in methods and assumptions used in the calculation of actuarial determined contributions for fiscal years 2018-2019.

STATE TEACHERS RETIREMENT SYSTEM (STRS) OF OHIO

Changes in benefit terms: There were no changes in benefit terms from the amounts reported for fiscal years 2014-2017. For fiscal year 2018, STRS decreased the Cost of Living Adjustment (COLA) to zero. There were no changes in benefit terms from amounts previously reported for fiscal year 2019.

Changes in assumptions: There were no changes in methods and assumptions used in the calculation of actuarial determined contributions for fiscal years 2014-2017. For fiscal year 2018, the following changes of assumption affected the total pension liability since the prior measurement date: (a) the long term expected rate of return was reduced from 7.75% to 7.45%, (b) the inflation assumption was lowered from 2.75% to 2.50%, (c) the payroll growth assumption was lowered to 3.00%, (d) total salary increases rate was lowered by decreasing the merit component of the individual salary increases, in addition to a decrease of 0.25% due to lower inflation (e) the healthy and disabled mortality assumptions were updated to the RP-2014 mortality tables with generational improvement scale MP-2016 and (f) rates of retirement, termination and disability were modified to better reflect anticipated future experience. There were no changes in methods and assumptions used in the calculation of actuarial determined contributions for fiscal year 2019.

(Continued)

**JOHNSTOWN-MONROE LOCAL SCHOOL DISTRICT
LICKING COUNTY, OHIO**

NOTES TO THE REQUIRED SUPPLEMENTARY INFORMATION (CONTINUED)
FOR THE FISCAL YEAR ENDED JUNE 30, 2019

OTHER POSTEMPLOYMENT BENEFITS (OPEB)

SCHOOL EMPLOYEES RETIREMENT SYSTEM (SERS) OF OHIO

Changes in benefit terms: There were no changes in benefit terms from the amounts previously reported for fiscal years 2017-2019.

Changes in assumptions: There were no changes in methods and assumptions used in the calculation of actuarial determined contributions for fiscal year 2017. For fiscal year 2018, the following changes of assumptions affected the total OPEB liability since the prior measurement date: (a) assumed rate of inflation was reduced from 3.25% to 3.00%, (b) payroll growth assumption was reduced from 4.00% to 3.50%, (c) assumed real wage growth was reduced from 0.75% to 0.50%, (d) rates of withdrawal, retirement, and disability were updated to reflect recent experience, (e) mortality among active members was updated to the following: RP-2014 Blue Collar Mortality Table with fully generational projection and a five-year age set-back for both males and females, (f) mortality among service retired members, and beneficiaries was updated to the following: RP-2014 Blue Collar Mortality Table with fully generational projection with Scale BB, 120% of male rates, and 110% of female rates, (g) mortality among disabled members was updated to the following: RP-2000 Disabled Mortality Table, 90% for male rates and 100% for female rates, set back five years is used for the period after disability retirement, (h) the municipal bond index rate increased from 2.92% to 3.56% and (i) the single equivalent interest rate, net of plan investment expense, including price inflation increased from 2.98% to 3.63%. For fiscal year 2019, the following changes of assumptions affected the total OPEB liability since the prior measurement date: (a) the discount rate increased from 3.63% to 3.70%, (b) the health care cost trend rate for Medicare were changed from a range of 5.50%-5.00% to a range of 5.375%-4.75% and Pre-Medicare were changed from a range of 7.50%-5.00% to a range of 7.25%-4.75%, (c) the municipal bond index rate increased from 3.56% to 3.62% and (i) the single equivalent interest rate, net of plan investment expense, including price inflation increased from 3.63% to 3.70%.

STATE TEACHERS RETIREMENT SYSTEM (STRS) OF OHIO

Changes in benefit terms: There were no changes in benefit terms from the amounts previously reported for fiscal year 2017. For fiscal year 2018, STRS reduced the subsidy multiplier for non-Medicare benefit recipients from 2.1% to 1.9% per year of service. Medicare Part B premium reimbursements were discontinued for certain survivors and beneficiaries and all remaining Medicare Part B premium reimbursements will be discontinued beginning January 2019. For fiscal year 2019, STRS increased the subsidy multiplier for non-Medicare benefit recipients from 1.9% to 1.944% per year of service effective January 1, 2019. The non-Medicare frozen subsidy base premium was increased January 1, 2019 and all remaining Medicare Part B premium reimbursements will be discontinued beginning

Changes in assumptions: There were no changes in methods and assumptions used in the calculation of actuarial determined contributions for fiscal year 2017. For fiscal year 2018, the following changes of assumption affected the total OPEB liability since the prior measurement date: (a) the discount rate was increased from 3.26% to 4.13% based on the methodology defined under GASB Statement No. 74, Financial Reporting for Postemployment Benefit Plans Other Than Pension Plans (OPEB), (b) the long term expected rate of return was reduced from 7.75% to 7.45%, (c) valuation year per capita health care costs were updated, and the salary scale was modified, (d) the percentage of future retirees electing each option was updated based on current data and the percentage of future disabled retirees and terminated vested participants electing health coverage were decreased and (e) the assumed mortality, disability, retirement, withdrawal and future health care cost trend rates were modified along with the portion of rebated prescription drug costs. For fiscal year 2019, the following changes of assumptions affected the total OPEB liability since the prior measurement date: (a) the discount rate was increased from the blended rate of 4.13% to the long-term expected rate of return of 7.45% based on the methodology defined under GASB Statement No. 74, Financial Reporting for Postemployment Benefit Plans Other Than Pension Plans (OPEB) and (b) decrease in trend rates from 6.00%-11.00 initial; 4.50% ultimate down to Medical Pre-Medicare 6.00% and Medicare 5.00% initial; 4.00% ultimate and Prescription Drug Pre-Medicare 8.00% and Medicare (5.23%) initial; 4.00% ultimate.

This page intentionally left blank.



Julian & Grube, Inc.
Serving Ohio Local Governments

333 County Line Rd. West, Westerville, OH 43082 Phone: 614.846.1899 Fax: 614.846.2799

**Independent Auditor's Report on Internal Control Over Financial Reporting and on
Compliance and Other Matters Required by *Government Auditing Standards***

Johnstown-Monroe Local School District
Licking County
441 South Main Street
Johnstown, Ohio 43031

To the Board of Education:

We have audited, in accordance with auditing standards generally accepted in the United States and the Comptroller General of the United States' *Government Auditing Standards*, the financial statements of the governmental activities, each major fund, and the aggregate remaining fund information of the Johnstown-Monroe Local School District, Licking County, Ohio, as of and for the fiscal year ended June 30, 2019, and the related notes to the financial statements, which collectively comprise the Johnstown-Monroe Local School District's basic financial statements and have issued our report thereon dated October 14, 2019.

Internal Control Over Financial Reporting

As part of our financial statement audit, we considered the Johnstown-Monroe Local School District's internal control over financial reporting (internal control) to determine the audit procedures appropriate in the circumstances to the extent necessary to support our opinions on the financial statements, but not to the extent necessary to opine on the effectiveness of the Johnstown-Monroe Local School District's internal control. Accordingly, we have not opined on it.

A *deficiency in internal control* exists when the design or operation of a control does not allow management or employees, when performing their assigned functions, to prevent, or detect and timely correct misstatements. A *material weakness* is a deficiency, or combination of internal control deficiencies resulting in a reasonable possibility that internal control will not prevent or detect and timely correct a material misstatement of the Johnstown-Monroe Local School District's financial statements. A *significant deficiency* is a deficiency, or a combination of deficiencies, in internal control that is less severe than a material weakness, yet important enough to merit attention by those charged with governance.

Our consideration of internal control was for the limited purpose described in the first paragraph of this section and was not designed to identify all internal control deficiencies that might be material weaknesses or significant deficiencies. Given these limitations, we did not identify any deficiencies in internal control that we consider material weaknesses. However, unidentified material weaknesses may exist.

Compliance and Other Matters

As part of reasonably assuring whether the Johnstown-Monroe Local School District's financial statements are free of material misstatement, we tested its compliance with certain provisions of laws, regulations, contracts, and grant agreements, noncompliance with which could directly and materially affect the determination of financial statement amounts. However, opining on compliance with those provisions was not an objective of our audit and accordingly, we do not express an opinion. The results of our tests disclosed no instances of noncompliance or other matters we must report under *Government Auditing Standards*.

Purpose of this Report

This report only describes the scope of our internal control and compliance testing and our testing results and does not opine on the effectiveness of the Johnstown-Monroe Local School District's internal control or on compliance. This report is an integral part of an audit performed under *Government Auditing Standards* in considering the Johnstown-Monroe Local School District's internal control and compliance. Accordingly, this report is not suitable for any other purpose.



Julian & Grube, Inc.
October 14, 2019

OHIO AUDITOR OF STATE KEITH FABER



JOHNSTOWN – MONROE LOCAL SCHOOL DISTRICT

LICKING COUNTY

CLERK'S CERTIFICATION

This is a true and correct copy of the report which is required to be filed in the Office of the Auditor of State pursuant to Section 117.26, Revised Code, and which is filed in Columbus, Ohio.

Susan Babbitt

CLERK OF THE BUREAU

**CERTIFIED
FEBRUARY 25, 2020**