

CITY OF STEUBENVILLE
JEFFERSON COUNTY, OHIO

Supplemental Report

**For the Year Ended
December 31, 2019**



88 East Broad Street
Columbus, Ohio 43215
IPARepor@ohioauditor.gov
(800) 282-0370

Members of Council
City of Steubenville
115 South Third Street
Steubenville, Ohio 43952

We have reviewed the *Independent Auditor's Report* of the City of Steubenville, Jefferson County, prepared by Julian & Grube, Inc., for the audit period January 1, 2019 through December 31, 2019. Based upon this review, we have accepted these reports in lieu of the audit required by Section 117.11, Revised Code. The Auditor of State did not audit the accompanying financial statements and, accordingly, we are unable to express, and do not express an opinion on them.

Our review was made in reference to the applicable sections of legislative criteria, as reflected by the Ohio Constitution, and the Revised Code, policies, procedures and guidelines of the Auditor of State, regulations and grant requirements. The City of Steubenville is responsible for compliance with these laws and regulations.

A handwritten signature in black ink that reads "Keith Faber".

Keith Faber
Auditor of State
Columbus, Ohio

July 24, 2020

This page intentionally left blank.

**CITY OF STEUBENVILLE
JEFFERSON COUNTY, OHIO**

TABLE OF CONTENTS

	<u>PAGES</u>
Schedule of Expenditures of Federal Awards.....	1
Independent Auditor’s Report on Internal Control Over Financial Reporting and on Compliance and Other Matters Required by <i>Government Auditing Standards</i>	2 - 3
Independent Auditor’s Report on Compliance with Requirements Applicable to the Major Federal Program and on Internal Control Over Compliance and the Schedule of Expenditures of Federal Awards Required by <i>Uniform Guidance</i>	4 - 5
Schedule of Findings 2 <i>CFR</i> § 200.515.....	6

CITY OF STEUBENVILLE
SCHEDULE OF EXPENDITURES OF FEDERAL AWARDS
FOR THE YEAR ENDED DECEMBER 31, 2019

FEDERAL GRANTOR/ SUB GRANTOR/ PROGRAM TITLE	CFDA NUMBER	PASS-THROUGH / ENTITY GRANT NUMBER	(A) CASH FEDERAL DISBURSEMENTS
U.S. DEPARTMENT OF HOUSING AND URBAN DEVELOPMENT			
<i>Direct</i>			
CDBG - Entitlement Grants Cluster:			
(C) Community Development Block Grants/Entitlement Grants	14.218	B-14-MC-39-0020	\$3,333
(C) Community Development Block Grants/Entitlement Grants	14.218	B-16-MC-39-0020	30,895
(C) Community Development Block Grants/Entitlement Grants	14.218	B-17-MC-39-0020	225,842
(C) Community Development Block Grants/Entitlement Grants	14.218	B-18-MC-39-0020	428,693
Total Community Development Block Grants/Entitlement Grants and CDBG - Entitlement Grants Cluster			688,763
<i>Passed through the Ohio Development Services Agency</i>			
Home Investment Partnerships Program	14.239	A-C-17-2IA-2	129,581
Total U.S. Department of Housing and Urban Development			818,344
U.S. DEPARTMENT OF JUSTICE			
<i>Direct</i>			
Opioid Affected Youth Initiative	16.842	2018-JU-FX-0036	1,071
<i>Direct</i>			
Equitable Sharing Program	16.922	N/A	72,803
Total U.S. Department of Justice			73,874
U.S. DEPARTMENT OF TRANSPORTATION			
<i>Passed through the Ohio Department of Transportation:</i>			
Highway Planning and Construction Cluster:			
Highway Planning and Construction	20.205	90235	1,633,489
Highway Planning and Construction	20.205	105885	19,985
Total Highway Planning and Construction and Highway Planning and Construction Cluster			1,653,474
Total U.S. Department of Transportation			1,653,474
U.S. ENVIRONMENTAL PROTECTION AGENCY			
<i>Passed through the Ohio Water Development Authority</i>			
Drinking Water State Revolving Fund Cluster:			
Capitalization Grants for Drinking Water State Revolving Funds	66.468	8511	154,508
Capitalization Grants for Drinking Water State Revolving Funds	66.468	8356	1,076,350
Capitalization Grants for Drinking Water State Revolving Funds	66.468	8573	968,954
Total Capitalization Grants for Drinking Water State Revolving Funds and Drinking Water State Revolving Fund Cluster			2,199,812
Total U.S. Environmental Protection Agency			2,199,812
U.S. DEPARTMENT OF HEALTH AND HUMAN SERVICES			
<i>Passed through the Ohio Attorney General's Office</i>			
Block Grants for Prevention and Treatment of Substance Abuse	93.959	N/A	1,212
Total U.S. Department of Health and Human Services			1,212
U.S. DEPARTMENT OF HOMELAND SECURITY			
<i>Direct</i>			
Assistance to Firefighters Grant	97.044	EMW-2017-FO-02979	115,239
<i>Passed through the Michigan Public Health Institute</i>			
Assistance to Firefighters Grant	97.044	N/A	1,000
Total Assistance to Firefighters Grant			116,239
Total U.S. Department of Homeland Security			116,239
Total Federal Financial Assistance			\$ 4,862,955

NOTES TO THE SCHEDULE OF EXPENDITURES OF FEDERAL AWARDS:

- (A) This schedule includes the federal award activity of the City of Steubenville under programs of the federal government for the year ended December 31, 2019 and is prepared in accordance with the cash basis of accounting. The information on this schedule is prepared in accordance with the requirements of Title 2 U.S. Code Federal Regulations Part 200, Uniform Administrative Requirements, Cost Principles, and Audit Requirements for Federal Awards (Uniform Guidance). Because the schedule presents only a selected portion of the operations of the City of Steubenville, it is not intended to and does not represent the financial position, changes in net position, or cash flows of the City of Steubenville.
- (B) CFR Section 200.414 of the Uniform Guidance allows a non-federal entity that has never received a negotiated indirect cost rate to charge a de minimis rate of 10% of modified total direct costs to indirect costs. The City has not elected to use the 10% de minimis indirect cost rate.
- (C) The City has a revolving loan fund (RLF) program to provide low-interest loans to businesses to create jobs for low to moderate income persons. The federal Department of Housing and Urban Development (HUD) grants money for these loans to the City. The Schedule reports loans made and administrative costs as disbursements on the Schedule. Subsequent loans are subject to the same compliance requirements imposed by HUD as the initial loans. These loans are collateralized by a lien against the equipment of the borrower. Activity in the CDBG revolving loan fund during 2019 is as follows:
- | | |
|--|-----------|
| Beginning loans receivable balance as of January 1, 2019 | \$ 32,523 |
| Loans Made | - |
| Loan principal repaid | (3,898) |
| Ending loans receivable balance at December 31, 2019 | \$ 28,625 |
- Cash balance on hand in the revolving loan fund as of December 31, 2019: \$ 11,698
Administrative costs expended during 2019: \$ -

**Independent Auditor's Report on Internal Control Over
Financial Reporting and on Compliance and Other Matters
Required by *Government Auditing Standards***

City of Steubenville
Jefferson County
115 South Third Street
Steubenville, Ohio 43952

To the Members of Council and Mayor:

We have audited, in accordance with auditing standards generally accepted in the United States and the Comptroller General of the United States' *Government Auditing Standards*, the financial statements of the governmental activities, the business-type activities, each major fund, and the aggregate remaining fund information of the City of Steubenville, Jefferson County, Ohio, as of and for the year ended December 31, 2019, and the related notes to the financial statements, which collectively comprise the City of Steubenville's basic financial statements and have issued our report thereon dated June 29, 2020, wherein we noted as discussed in Note 3, the City of Steubenville adopted Governmental Accounting Standards Board Statement No. 84, *Fiduciary Activities*. Furthermore, as discussed in Note 22 to the financial statements, the financial impact of COVID-19 and the ensuing emergency measures will impact subsequent periods.

Internal Control Over Financial Reporting

As part of our financial statement audit, we considered the City of Steubenville's internal control over financial reporting (internal control) to determine the audit procedures appropriate in the circumstances to the extent necessary to support our opinions on the financial statements, but not to the extent necessary to opine on the effectiveness of the City of Steubenville's internal control. Accordingly, we have not opined on it.

A *deficiency in internal control* exists when the design or operation of a control does not allow management or employees, when performing their assigned functions, to prevent, or detect and timely correct misstatements. A *material weakness* is a deficiency, or combination of internal control deficiencies resulting in a reasonable possibility that internal control will not prevent or detect and timely correct a material misstatement of the City of Steubenville's financial statements. A *significant deficiency* is a deficiency, or a combination of deficiencies, in internal control that is less severe than a material weakness, yet important enough to merit attention by those charged with governance.

Our consideration of internal control was for the limited purpose described in the first paragraph of this section and was not designed to identify all internal control deficiencies that might be material weaknesses or significant deficiencies. Given these limitations, we did not identify any deficiencies in internal control that we consider material weaknesses. However, unidentified material weaknesses may exist.

Compliance and Other Matters

As part of reasonably assuring whether the City of Steubenville's financial statements are free of material misstatement, we tested its compliance with certain provisions of laws, regulations, contracts, and grant agreements, noncompliance with which could directly and materially affect the determination of financial statement amounts. However, opining on compliance with those provisions was not an objective of our audit and accordingly, we do not express an opinion. The results of our tests disclosed no instances of noncompliance or other matters we must report under *Government Auditing Standards*.

Purpose of this Report

This report only describes the scope of our internal control and compliance testing and our testing results, and does not opine on the effectiveness of the City of Steubenville's internal control or on compliance. This report is an integral part of an audit performed under *Government Auditing Standards* in considering the City of Steubenville's internal control and compliance. Accordingly, this report is not suitable for any other purpose.

A handwritten signature in cursive script that reads "Julian & Grube, Inc." with a period at the end.

Julian & Grube, Inc.
June 29, 2020

**Independent Auditor's Report on Compliance with Requirements Applicable to
the Major Federal Program and on Internal Control Over Compliance and the
Schedule of Expenditures of Federal Awards Required by the *Uniform Guidance***

City of Steubenville
Jefferson County
115 South Third Street
Steubenville, Ohio 43952

To the Members of Council and Mayor:

Report on Compliance for the Major Federal Program

We have audited the City of Steubenville's compliance with the applicable requirements described in the U.S. Office of Management and Budget (OMB) *Compliance Supplement* that could directly and materially affect the City of Steubenville's major federal program for the year ended December 31, 2019. The *Summary of Auditor's Results* in the accompanying schedule of findings identifies the City of Steubenville's major federal program.

Management's Responsibility

The City of Steubenville's Management is responsible for complying with federal statutes, regulations, and the terms and conditions of its federal awards applicable to its federal programs.

Auditor's Responsibility

Our responsibility is to opine on the City of Steubenville's compliance for the City of Steubenville's major federal program based on our audit of the applicable compliance requirements referred to above. Our compliance audit followed auditing standards generally accepted in the United States of America; the standards for financial audits included in the Comptroller General of the United States' *Government Auditing Standards*; and the audit requirements of Title 2 U.S. *Code of Federal Regulations* Part 200, *Uniform Administrative Requirements, Cost Principles, and Audit Requirements for Federal Awards* (Uniform Guidance). These standards and the Uniform Guidance require us to plan and perform the audit to reasonably assure whether noncompliance with the applicable compliance requirements referred to above that could directly and materially affect a major federal program occurred. An audit includes examining, on a test basis, evidence about the City of Steubenville's compliance with those requirements and performing such other procedures as we considered necessary in the circumstances.

We believe our audit provides a reasonable basis for our compliance opinion on the City of Steubenville's major program. However, our audit does not provide a legal determination of the City of Steubenville's compliance.

Opinion on the Major Federal Program

In our opinion, the City of Steubenville complied, in all material respects with the compliance requirements referred to above that could directly and materially affect its major federal program for the year ended December 31, 2019.

Report on Internal Control Over Compliance

The City of Steubenville's management is responsible for establishing and maintaining effective internal control over compliance with the applicable compliance requirements referred to above. In planning and performing our compliance audit, we considered the City of Steubenville's internal control over compliance with the applicable requirements that could directly and materially affect a major federal program, to determine our auditing procedures appropriate for opining on each major federal program's compliance and to test and report on internal control over compliance in accordance with the Uniform Guidance, but not to the extent needed to opine on the effectiveness of internal control over compliance. Accordingly, we have not opined on the effectiveness of the City of Steubenville's internal control over compliance.

A *deficiency in internal control over compliance* exists when the design or operation of a control over compliance does not allow management or employees, when performing their assigned functions, to prevent, or to timely detect and correct, noncompliance with a federal program's applicable compliance requirement. A *material weakness in internal control over compliance* is a deficiency, or combination of deficiencies, in internal control over compliance, such that there is a reasonable possibility that material noncompliance with a federal program compliance requirement will not be prevented, or timely detected and corrected. A *significant deficiency in internal control over compliance* is a deficiency, or a combination of deficiencies, in internal control over compliance with federal program's applicable compliance requirement that is less severe than a material weakness in internal control over compliance, yet important enough to merit attention by those charged with governance.

Our consideration of internal control over compliance was for the limited purpose described in the first paragraph of this section and would not necessarily identify all deficiencies in internal control over compliance that might be material weaknesses or significant deficiencies. We did not identify any deficiencies in internal control over compliance that we consider to be material weaknesses. However, material weaknesses may exist that have not been identified.

This report only describes the scope of our internal control over compliance tests and the results of this testing based on Uniform Guidance requirements. Accordingly, this report is not suitable for any other purpose.

Report on Schedule of Expenditures of Federal Awards Required by the Uniform Guidance

We have also audited the financial statements of the governmental activities, the business-type activities, each major fund and the aggregate remaining fund information of the City of Steubenville as of and for the year ended December 31, 2019, and the related notes to the financial statements, which collectively comprise the City of Steubenville's basic financial statements. We issued our unmodified report thereon dated June 29, 2020. Our opinion also explained that the City of Steubenville adopted *Governmental Account Standard No. 84* during the year. We conducted our audit to opine on the City of Steubenville's basic financial statements as a whole. The accompanying schedule of expenditures of federal awards presents additional analysis required by the Uniform Guidance and is not a required part of the basic financial statements. The schedule is management's responsibility and was derived from and relates directly to the underlying accounting and other records management used to prepare the basic financial statements. We subjected this schedule to the auditing procedures we applied to the basic financial statements. We also applied certain additional procedures, including comparing and reconciling this schedule directly to the underlying accounting and other records used to prepare the basic financial statements or to the basic financial statements themselves, and other additional procedures in accordance with auditing standards generally accepted in the United States of America. In our opinion, this schedule is fairly stated, in all material respects, in relation to the basic financial statements taken as a whole.



Julian & Grube, Inc.
June 29, 2020

**CITY OF STEUBENVILLE
JEFFERSON COUNTY, OHIO**

**SCHEDULE OF FINDINGS
2 CFR § 200.515
DECEMBER 31, 2019**

1. SUMMARY OF AUDITORS' RESULTS		
<i>(d)(1)(i)</i>	<i>Type of Financial Statement Opinion</i>	Unmodified
<i>(d)(1)(ii)</i>	<i>Were there any material control weaknesses reported at the financial statement level (GAGAS)?</i>	No
<i>(d)(1)(ii)</i>	<i>Were there any significant deficiencies in internal control reported at the financial statement level (GAGAS)?</i>	No
<i>(d)(1)(iii)</i>	<i>Was there any reported material noncompliance at the financial statement level (GAGAS)?</i>	No
<i>(d)(1)(iv)</i>	<i>Were there any material internal control weaknesses reported for major federal programs?</i>	No
<i>(d)(1)(iv)</i>	<i>Were there any significant deficiencies in internal control reported for major federal programs?</i>	No
<i>(d)(1)(v)</i>	<i>Type of Major Programs' Compliance Opinion</i>	Unmodified
<i>(d)(1)(vi)</i>	<i>Are there any reportable findings under 2 CFR §.516(a)?</i>	No
<i>(d)(1)(vii)</i>	<i>Major Program (listed):</i>	Drinking Water State Revolving Fund Cluster
<i>(d)(1)(viii)</i>	<i>Dollar Threshold: Type A/B Programs</i>	Type A: >\$750,000 Type B: all others
<i>(d)(1)(ix)</i>	<i>Low Risk Auditee under 2 CFR § 200.520?</i>	Yes

2. FINDINGS RELATED TO THE BASIC FINANCIAL STATEMENTS REQUIRED TO BE REPORTED IN ACCORDANCE WITH GAGAS

None

3. FINDINGS AND QUESTIONED COSTS FOR FEDERAL AWARDS
--

None

This page intentionally left blank.

CITY OF STEUBENVILLE, OHIO



Municipal Building

COMPREHENSIVE ANNUAL FINANCIAL REPORT

FOR THE YEAR ENDED DECEMBER 31, 2019

CITY OF STEUBENVILLE, OHIO

COMPREHENSIVE ANNUAL FINANCIAL REPORT FOR THE YEAR ENDED DECEMBER 31, 2019



PREPARED BY:

DAVID R. LEWIS, FINANCE DIRECTOR

115 SOUTH THIRD STREET
STEUBENVILLE, OHIO 43952

CITY OF STEUBENVILLE, OHIO

**COMPREHENSIVE ANNUAL FINANCIAL REPORT
FOR THE YEAR ENDED DECEMBER 31, 2019**

TABLE OF CONTENTS

I. INTRODUCTORY SECTION

Letter of Transmittal	1-5
List of Principal City Officials	6
Organizational Chart.....	7
Government Finance Officers Association Certificate of Achievement for Excellence in Financial Reporting	8

II. FINANCIAL SECTION

INDEPENDENT AUDITOR’S REPORT.....	9-11
MANAGEMENT’S DISCUSSION AND ANALYSIS	13-26
BASIC FINANCIAL STATEMENTS:	
Government-Wide Financial Statements:	
Statement of Net Position	27
Statement of Activities	28-29
Fund Financial Statements:	
Balance Sheet - Governmental Funds	30
Reconciliation of Total Governmental Fund Balances to Net Position of Governmental Activities.....	31
Statement of Revenues, Expenditures and Changes in Fund Balances - Governmental Funds	32
Reconciliation of the Statement of Revenues, Expenditures and Changes in Fund Balances of Governmental Funds to the Statement of Activities	33
Statement of Revenues, Expenditures and Changes in Fund Balance - Budget and Actual (Non-GAAP Budgetary Basis): General Fund.....	34
Statement of Fund Net Position - Proprietary Funds.....	36-37
Statement of Revenues, Expenses and Changes in Fund Net Position - Proprietary Funds	38
Statement of Cash Flows - Proprietary Funds	40-41
Statement of Fiduciary Assets and Liabilities - Fiduciary Fund	42
Statement of Changes in Fiduciary Net Position - Fiduciary Fund	43
Notes to the Basic Financial Statements	44-103

REQUIRED SUPPLEMENTARY INFORMATION:

Schedule of the City’s Proportionate Share of the Net Pension Liability/Net Pension Asset:

Ohio Public Employees Retirement System (OPERS).....	106-107
Ohio Police and Fire (OP&F) Pension Fund.....	108-109

Schedule of City Pension Contributions:

Ohio Public Employees Retirement System (OPERS).....	110-111
Ohio Police and Fire (OP&F) Pension Fund.....	112-113

Schedule of the City’s Proportionate Share of the Net OPEB Liability:

Ohio Public Employees Retirement System (OPERS).....	114
Ohio Police and Fire (OP&F) Pension Fund.....	115

Schedule of City Pension Contributions:

Ohio Public Employees Retirement System (OPERS).....	116-117
Ohio Police and Fire (OP&F) Pension Fund.....	118-119

Notes to Required Supplementary Information	120
---	-----

COMBINING STATEMENTS AND INDIVIDUAL FUND SCHEDULES:

Combining Statements and Individual Fund Schedules - Governmental Funds:

Fund Descriptions - Governmental Funds.....	123-126
Schedule of Revenues, Expenditures and Changes in Fund Balance - Budget and Actual (Non-GAAP Budgetary Basis) General Fund.....	128-131
Schedule of Revenues, Expenditures and Changes in Fund Balance - Budget and Actual (Non-GAAP Budgetary Basis) Unclaimed Monies Fund.....	132
Schedule of Revenues, Expenditures and Changes in Fund Balance - Budget and Actual (Non-GAAP Budgetary Basis) Safety Fund.....	133
Schedule of Revenues, Expenditures and Changes in Fund Balance - Budget and Actual (Non-GAAP Budgetary Basis) General Reserve Fund.....	134
Schedule of Revenues, Expenditures and Changes in Fund Balance - Budget and Actual (Non-GAAP Budgetary Basis) .7% City Income Tax - Street Improvement Fund.....	135
Combining Balance Sheet - Nonmajor Governmental Funds	136
Combining Statement of Revenues, Expenditures and Changes in Fund Balances - Nonmajor Governmental Funds.....	137
Combining Balance Sheet - Nonmajor Special Revenue Funds.....	138-144
Combining Statement of Revenues, Expenditures and Changes in Fund Balances - Nonmajor Special Revenue Funds.....	146-153

COMBINING STATEMENTS AND INDIVIDUAL FUND SCHEDULES (CONTINUED):

Schedules of Revenues, Expenditures and Changes in Fund Balance -
Budget and Actual (Non-GAAP Budgetary Basis):

Street Maintenance and Repair Fund	154
State Highway Improvement Fund.....	155
Litter Fund.....	156
Hotel/Motel Tax Fund.....	157
Improvement Bond Escrow Fund.....	158
Floto Historical Site Fund	159
Demolition Bond Trust Fund	160
Indigent Drivers Fund	161
Enforcement and Education Fund	162
Law Enforcement Trust Fund	163
Court Security Fund	164
South End Economic Development Fund	165
Property Maintenance Code Enforcement Fund	166
Drug Dog Fund	167
Summer Food Program Fund	168
Special Assessments Fund	169
Municipal Court Special Project Fund - Probation	170
Motor Vehicle License Tax Fund.....	171
Zoning and Planning Fund.....	172
Police Education Trust Fund.....	173
Special Projects Fund.....	174
IDIAM Court Fund	175
Court Community Correction Act Grant Fund.....	176
Fiber Infrastructure Fund	177
Food Fund	178
EPSDT Fund	179
Mears Relief Fund.....	180
Swimming Pool Fund.....	181
Route 7 Project Fund.....	182
Community Development Fund	183
CDP - Revolving Loan Fund.....	184
CHIP Loan Fund	185
Municipal Court Special Project Fund	186
Mentoring Program Fund	187
Fire Damage Removal Fund	188
Zoning and Rezoning Fund.....	189
General Bond Retirement Fund.....	190
 Combining Balance Sheet - Nonmajor Capital Projects Funds	 192-193
 Combining Statement of Revenues, Expenditures and Changes in Fund Balances - Nonmajor Capital Projects Funds	 194-195
 Schedules of Revenues, Expenditures and Changes in Fund Balance - Budget and Actual (Non-GAAP Budgetary Basis):	
Capital Improvement Fund.....	196
Municipal Court Improvement Fund.....	197
.7% City Income Tax - Equipment Improvement Fund	198
.7% City Income Tax - Recreation Improvement Fund	199
 Combining Statements and Individual Fund Schedules - Proprietary Funds:	
Fund Descriptions - Proprietary Funds.....	191

COMBINING STATEMENTS AND INDIVIDUAL FUND SCHEDULES (CONTINUED):

Schedules of Revenues, Expenses and Changes in Fund Equity -
Budget and Actual (Non-GAAP Budgetary Basis):

Water Fund.....	201
Sewer Fund.....	202
Refuse Fund	203
Health Assurance Fund	204
Fund Descriptions - Custodial Fund.....	205

III. STATISTICAL SECTION

Table of Contents.....	207
Net Position by Component - Last Ten Years	208-209
Net Position Chart by Year - Last Ten Years	210
Changes in Net Position - Last Ten Years.....	212-215
Fund Balances, Governmental Funds - Last Ten Years.....	216-217
Changes in Fund Balances, Governmental Funds - Last Ten Years	218-219
General Fund Expenditures Chart by Department - Current Year	220
Enterprise Fund Expenses Chart by Department - Current Year	221
Assessed Valuation and Estimated Actual Value of Taxable Property - Last Ten Years.....	222-223
Direct and Overlapping Property Tax Rates - Last Ten Years.....	224-225
Principal Property Taxpayers - Current Year and Nine Years Ago	226
Property Tax Levies and Collections - Last Ten Years.....	227
Income Tax Rate and Collections - Last Ten Years.....	228
Ratios of Outstanding Debt by Type - Last Ten Years	230-231
Ratio of General Bonded Debt to Assessed Value and Bonded Debt Per Capita - Last Ten Years.....	232
Direct and Overlapping Governmental Activities Debt as of December 31, 2019.....	233
Water OWDA Pledged Revenue Coverage - Last Ten Years.....	234
Sewer OWDA Pledged Revenue Coverage - Last Ten Years.....	235
Sewer Revenue Bond Pledged Revenue Coverage - Last Five Years.....	236
Computation of Legal Debt Margin - Last Ten Years	238-239
Demographic and Economic Statistics - Last Ten Years.....	240
Principal Employers - Current Year and Nine Years Ago	241
Full Time Equivalent City Employees by Function/Program - Last Ten Years.....	242-243

STATISTICAL SECTION (CONTINUED):

Operating Indicators by Function - Last Ten Years	244-245
Capital Assets Statistics by Function - Last Ten Years	246-247

THIS PAGE IS INTENTIONALLY LEFT BLANK

INTRODUCTORY SECTION



City of Steubenville

Finance Office

115 South Third Street ▪ Suite 106 ▪ Steubenville, Ohio 43952 ▪ Phone: 740.283.6000 ext. 1300

Fax: 740.283.6165 ▪ Website: www.cityofsteubenville.us ▪ Email: finance@cityofsteubenville.us

June 29, 2020

Honorable Mayor, Members of City Council
And Citizens of Steubenville
Steubenville, Ohio

The Comprehensive Annual Financial Report (CAFR) of the City of Steubenville, Ohio (City) is hereby presented. This CAFR represents the official report of the City of Steubenville's operations and financial position for the year ended December 31, 2019, and has been developed to accurately detail the status of the City finances to Steubenville residents and elected officials, investment banks and underwriters and all other interested parties. This report is presented in compliance with Governmental Accounting Standards Board (GASB) Statement No. 34, "Basic Financial Statements - and Management's Discussion and Analysis - for State and Local Governments". It is intended to provide all pertinent and necessary information to the citizens of Steubenville.

Responsibility for the accuracy of the data contained herein, for the completeness and fairness of the presentation and for all disclosure rests with the City's management. To the best of the City's knowledge, the financial and other data contained in this report fairly present the financial position and results of operations of the City. All necessary disclosures to enable the citizens and other readers to understand the City's financial activities are included in this report.

The City is responsible for establishing and maintaining an internal control structure designed to protect its assets from loss, theft or misuse. Furthermore, the accounting system must be adequate to allow for the preparation of financial statements in conformity with generally accepted accounting principles. The internal control structure is designed to provide reasonable, but not absolute, assurance that these objectives are met. The concept of reasonable assurance recognizes that the cost of a control should not exceed the benefits likely to be derived and that the valuation of costs and benefits requires estimates and judgments by management.

The City is required by State law to have an annual audit performed by the Auditor of State's Office or an independent public accounting firm, if permitted by the Auditor of State. Julian & Grube, Inc. performed the audit for the year ended December 31, 2019, and they have issued an unmodified ("clean") opinion. The Independent Auditor's Report on the City's financial statements is included in the Financial Section of this report.

As a part of the City's independent audit, tests are made to determine the adequacy of the internal control structure, including that portion related to federal financial assistance programs, as well as to determine that the City has complied with applicable laws and regulations. The results of the City's independent audit for the year ended December 31, 2019 provided no instances of material weaknesses in the internal control structure or significant violations of applicable laws and regulations.

This transmittal letter is designed to provide historical information about the City, as well as compliment the required Management's Discussion and Analysis (MD&A). Generally accepted accounting principles require that management provide a narrative introduction, overview, and analysis to accompany the basic financial statements. The City's MD&A, which focuses on the government-wide statements, can be found immediately following the Independent Auditor's Report.

Community Profile

The City of Steubenville is located in east central Ohio along the west bank of the Ohio River. Founded in 1797, Steubenville operates under a council-manager form of government which was adopted by its voters in 1984. The City is governed by an elected Mayor and a seven member City Council. During its heyday of the 1940s, Steubenville was popularly known as “Little Chicago” due to its prolific industry and downtown bustle. The City is now known as the “City of Murals” because of over 25 murals located in and around the downtown area. Today, the City of Steubenville covers an area of approximately ten square miles and is the largest city in Jefferson County with a population of 17,753. The City is also the Jefferson County Seat.

The City is served by diversified transportation facilities. Approximately 20 motor freight carriers and local haulers serve the Jefferson County area. Railway service is provided by the Norfolk Southern Railway, the Wheeling Lake Erie Railway, and the Ohio Central Rail Corporation. Nationwide bus transportation service to the area is provided by Greyhound. Local bus service is provided by the Steel Valley Transit Authority. Airline services to the area are provided by the Jefferson County Airport and the Pittsburgh International Airport, which is approximately 22 miles east of the City. The City also has a port on the Ohio River.

The major highways in the City are State Route 7, which runs north-south through the City, and U.S. Route 22, which runs east-west and directly links the City with Pittsburgh, Pennsylvania. The City is located within a day’s drive of 60 percent of the U.S. population.

The City is served by a number of commercial banks and savings and loan associations with headquarters outside the City.

Primary education services are provided by the Steubenville City School District. The western portion of the City is served by the Indian Creek Local School District. Secondary and post-secondary educational services are provided by a number of public and private colleges and universities located within the City or within commuting distance. The Franciscan University of Steubenville and Eastern Gateway Community College are both located within the City. The University of Pittsburgh, Bethany College, West Liberty University, West Virginia Northern Community College, and Carnegie-Mellon University are all located within commuting distance of the City. The City is served by the Public Library of Steubenville and Jefferson County, which was named for and funded by industrialist Andrew Carnegie.

The City provides a full range of municipal services mandated by statute or charter, including police and fire protection, parks, recreation, street maintenance, planning, zoning and other general government services. In addition, water, sewer and refuse services are provided under the enterprise fund concept with user charges set to ensure adequate coverage of operating expenses and payments on outstanding debt.

Economic Condition and Outlook

Local Economy

Steubenville’s local economy has evolved in recent years from a center of steel and coal production to one of education and healthcare. Today’s local economy is supported to a large extent by the employment at The Franciscan University of Steubenville and Eastern Gateway Community College. Also, an abundance of nursing homes and healthcare facilities including Trinity Healthcare System employ many, and are one of the largest sources of local income tax revenue. These facilities provide a steady employment base and are a source of much of the building construction currently going on in the City.

A rather large number of local citizens work in Pittsburgh, Pennsylvania and its suburbs. There is a base of small manufacturing and service sector jobs that don’t exist as much in Steubenville. The City, through the local economic development group, “Jefferson County Port Authority,” has been promoting increasing manufacturing jobs in the area. The success has been mixed so far, but the City is optimistic that improvement is coming.

The State of Ohio, Jefferson County, and the Tri-State Area have seen positive impacts from the natural gas and oil industry. With the majority of the activity within the eastern portion of Ohio, Jefferson County and Steubenville should continue to see an increase in economic development and employment.

Long-Term Financial Planning

Local economic changes in past years have caused some reason for concern regarding the City's long-term financial planning. Fortunately, the City's income tax revenues have remained relatively stable or have increased. However, in order to avoid any potential revenue shortfalls should income tax collections decline significantly; the City has taken a conservative approach with current spending. Budget restraints and cash forecasting have been implemented in order to curb spending and help maintain a sufficient spending reserve as a hedge against future revenue shortfalls.

City Council is required to adopt a final budget no later than the close of the year. During the budget process Council also updates a five year capital improvement plan. This annual budget and capital improvement plan serves as the foundation for the City's financial planning and control. The budget is prepared at the legal level of budgetary control, which is by office, department, and division, and within each, appropriated for personal services level for all funds.

With the decrease in revenue from the State of Ohio, the City has had to make difficult decisions in regards to employee benefits and downsizing of staff. Any increase in income tax revenue from economic development will assist in offsetting the decrease in revenue received from the State.

As of the date of this letter, the revenue effects from COVID-19 have been minimal. The City has responded by temporary suspending hiring as much as possible. The City is monitoring revenue closely and is adjusting expenses as much as possible.

Major Initiatives

The City recently completed a \$2.68 million intersection improvement project at the intersection of Lovers Lane and Sunset Boulevard. This improvement was the second of 3 phases to widen Lovers Lane. Phase 1 was a \$1.9 million roundabout project at the intersection of Lovers Lane and Mall Drive. Phase 3 is the widening phase of the multi-phase project. Phase 3 is set to be designed in 2020 to 2023, with construction planned for 2024. The Efts Lane drainage project was completed in 2019 at a cost of \$318,000. With the drainage project complete a \$200,000 resurfacing project will occur in 2020.

The 2019 Hot Mix project included resurfacing of parts of Negley Avenue, Devonshire, and Opal Blvd. The 2019 CDBG Hot Mix project included resurfacing of parts of Slack Street, Wells Street, and North 5th Street. The 2020 Hot Mix project includes resurfacing of 7th Street from South Street to Franklin Avenue. The 2020 CDBG Hot Mix project includes resurfacing of parts of Lawson Avenue, Cardinal Street, Jefferson Street, Oakmont Avenue, Rosswell Avenue, and Ross Park Blvd.

The City is in the process of making major improvements to the City's water and sewer infrastructure. The projects includes a citywide water valve rehabilitation project. Water line replacement projects include sections of Braybarton Blvd., Linduff Ave., Whitehaven Blvd., Efts Lane, Starkdale Road, Wilshire Blvd, the main line to the Lincoln Heights neighborhood, the Lexington Road Connector, and the Belleview transmission main. Design of a new water tower for the west end is scheduled for 2020. Major improvements to the City's wastewater system include a \$2.99 million upgrade to the waste water plant aeration system and a \$1.3 million project to address two of the City's remaining combined sewer overflow related issues.

The City has many recent, current, and upcoming projects to enhance the economic development within the City. Trinity Health Systems is in the middle of an expansion project at a cost of \$75 million. Kay Jewelers recently built and opened a \$850,000 building at 4295 Mall Drive. Dunkin' Donuts built a \$350,000 building at 1987 Sunset Blvd. Trinity Pharmacy opened a \$350,000 location at 3204 Johnson Road. T & S Carwash opened a new \$350,000 carwash at 2615 Sunset Blvd., Shoe Sensation is opening a new location at 4253 Mall Drive. Walmart is in the middle of a reroof project, a deli remodel, restroom remodel, and a fixture renovation project. Franciscan University is installing a new music room, making upgrades to their library, and making improvements to their apartments on Assisi Heights. Jefferson County Board of Developmental Disabilities is completing a reroof project. Harding Middle School is renovating a restroom on the visitor side of Harding Stadium. Sacred Heart is continuing a renovation project. JKF Bridgeview Apartments is in the process of a restroom renovation project. Bridgeview Apartments is making improvements to their elevators. Earl Rodgers Apartments on 6th Street is renovating the kitchens in 94 units. The Laurels is adding a dialysis clinic. Brooklyn Bagels completed drive thru improvements.

Two Brothers completed a reroof project. A new lighting projects was completed at Vaccaro Field. Work continued on the Marion Fathers Monastery. NUNAAC Indian artifacts opened at 4244F Sunset. Something Special by Sheila relocated to 326 S Hollywood. Scassa's Laney Tire relocated to 206 South 4th Street. Ohio Valley CBD opened at 2199 Sunset. Feet Don't Fail Me opened at 701 North 4th Street. US Safety Gear relocated from Wintersville to 4238 Sunset. AJ's Specialty Gifts opened at 4030 Sunset Blvd. Rite Aid located at 4402 Sunset closed and reopened as Walgreen's. Multiple tenants are moving into the Fort Steuben Mall. Some of the new tenants at the Fort Steuben Mall include, Ashley's Home Decor, Craft Treasures, Cell It Here, Front Porch Projects, Celebrations, Steubenville Tailoring, Thorn's Kitchen and Catering, and Touch of Elegance.

The City has recently completed a new Comprehensive Plan and has begun the implementation phase. This plan is a guide to shape a better Steubenville and will act as a vision and business plan for growth and development for the next ten to twenty years. The following elements are the basis of the plan: improve the image of Steubenville, promote a healthier lifestyle in Steubenville, reinvest in first ring neighborhoods, celebrate Steubenville's history and culture, enhance community connectivity and mobility, leverage of Steubenville's natural resources and environmental qualities, and promote partnerships.

Use of this Report

The report is published to provide the City Council, as well as to our citizens and other interested persons, detailed information concerning the financial condition of the City, with particular emphasis placed on the utilization of resources during the past year. It is also intended that this report will serve as a guide in formulating policies and in conducting the City's future day-to-day activities.

We believe the information, as presented, is accurate in all material aspects; that it is presented in a manner designed to fairly set forth the financial activities of its various funds; and that all disclosures necessary to enable the reader to gain the maximum understanding of the City's financial affairs have been included.

In today's bond market environment, it is increasingly important that public agencies prepare soundly conceived annual financial reports which are independently audited by a qualified firm or agency. It has become almost required practice that such reports be prepared in accordance with generally accepted accounting principles (GAAP), and the major bond rating agencies review the data presented in such reports before determining a public agency's bond rating.

Awards

The Government Finance Officers Association of the United States of America and Canada (GFOA) awarded a Certificate of Achievement for Excellence in Financial Reporting to the City of Steubenville, Ohio for its Comprehensive Annual Financial Report (CAFR) for the year ended December 31, 2018. The Certificate of Achievement is a prestigious national award recognizing conformance with the highest standards for preparation of State and local government financial reports.

In order to be awarded a Certificate of Achievement, a government unit must publish an easily readable and efficiently organized Comprehensive Annual Financial Report, whose contents conform to program standards. Such a report must satisfy both generally accepted accounting principles and applicable legal requirements.

A Certificate of Achievement is valid for a period of one year only. The City of Steubenville, Ohio has received a Certificate of Achievement for the last eleven consecutive years (2008-2018). We believe our current report continues to conform to the Certificate of Achievement program requirements and are submitting it to the GFOA.

The City was also presented the Ohio Auditor of State Award with Distinction for the year ended December 31, 2018. The award was presented for excellence in financial reporting on the Comprehensive Annual Financial Report (CAFR) for year ended December 31, 2018. The City has received the Ohio Auditor of State Award with Distinction for the last five years. The Auditor of State's Office noted that the City's Comprehensive Annual Financial Report (CAFR) serves as the standard for clean, accountable government, representing the highest level of service to Ohioans.

In order to be awarded the Auditor of State Award with Distinction the City had to file the Comprehensive Annual Financial Report (CAFR) and timely financial reports in accordance with GAAP, as well as receive a “clean” audit report. The “clean” audit report means that the City’s financial audit did not contain findings for recovery, material citations, material weaknesses, significant deficiencies, Single Audit findings or any questioned costs.

Acknowledgements

It is with great pride and pleasure that we submit this CAFR for review and wish to express appreciation to the members of City Council for supporting us in this endeavor and other members of the Finance Office who contributed time and effort in completing this project. We would also like to acknowledge our consultant, Julian & Grube, Inc., who provided us with expert technical assistance in all phases of preparing the report and the cooperation of the team from Julian & Grube, Inc., who conducted a thorough audit of our finances.

Sincerely,



David R. Lewis
Finance Director

CITY OF STEUBENVILLE, OHIO

PRINCIPAL OFFICIALS

DECEMBER 31, 2019

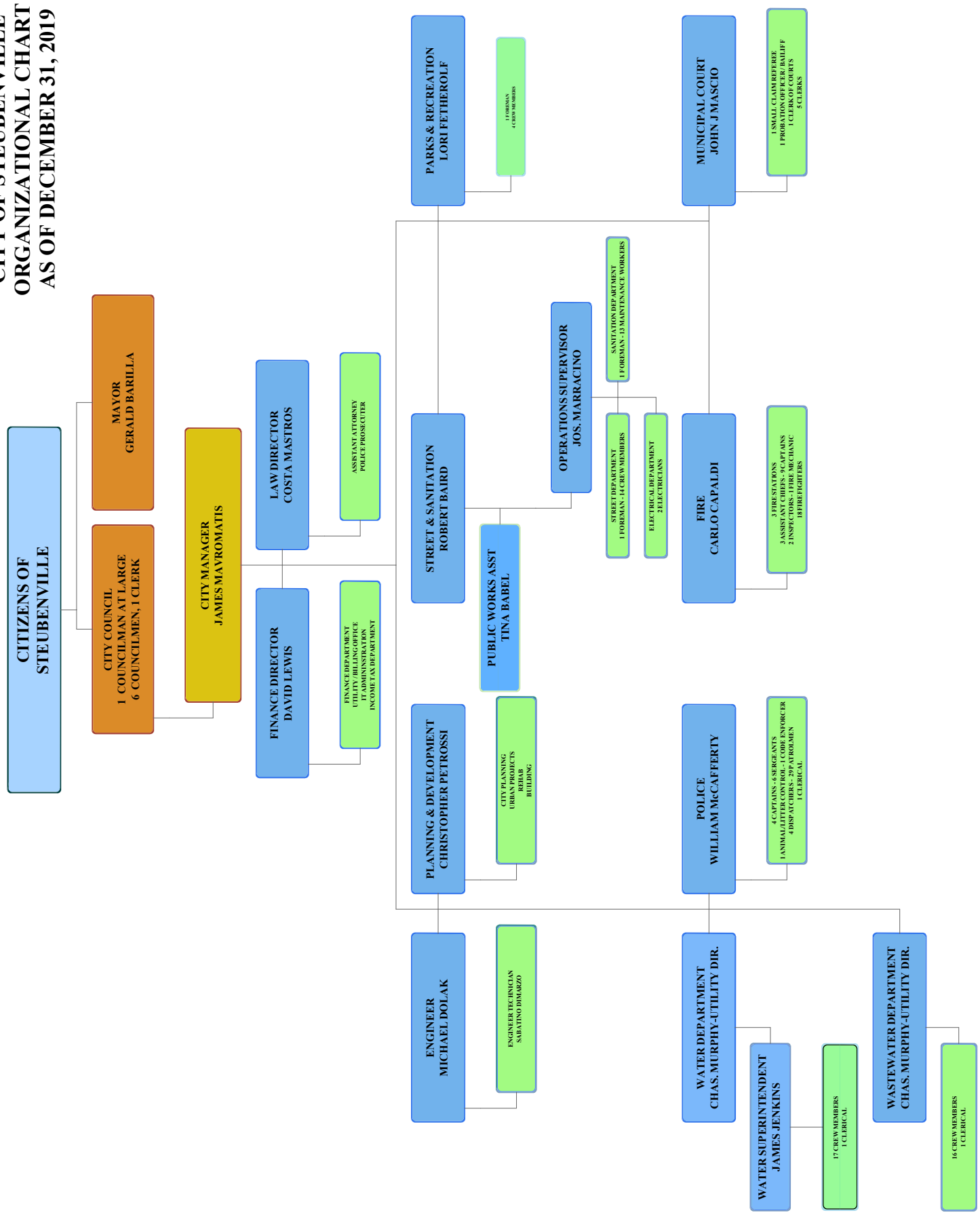
Elected Officials

Mayor	Gerald Barilla
City Council:	
Council-at-Large	Kimberly Hahn
1st Ward Councilman	Gerald DiLoreto
2nd Ward Councilman	Craig Petrella
3rd Ward Councilman	Eric Timmons
4th Ward Councilman	Scott Dressel
5th Ward Councilman	William Paul
6th Ward Councilman	Robert Villamagna
Municipal Court Judge	John J. Mascio

Appointed Officials

City Manager	James Mavromatis
Law Director	Costa Mastro
Finance Director	David R. Lewis
Urban Project Director	Christopher Petrossi
Parks and Recreation Director	Lori Fetherolf
Fire Chief	Carlo Capaldi
Police Chief	William A. McCafferty
City Engineer	Michael Dolak
Clerk of Council	Karly Haley
Utility Director	Charles Murphy
Water Superintendent	James Jenkins
Street and Sanitation Superintendent	Robert Baird

**CITY OF STEUBENVILLE
ORGANIZATIONAL CHART
AS OF DECEMBER 31, 2019**





Government Finance Officers Association

**Certificate of
Achievement
for Excellence
in Financial
Reporting**

Presented to

**City of Steubenville
Ohio**

For its Comprehensive Annual
Financial Report
for the Fiscal Year Ended

December 31, 2018

Christopher P. Morrill

Executive Director/CEO

FINANCIAL SECTION

This page intentionally left blank.

Independent Auditor's Report

City of Steubenville
Jefferson County
115 South Third Street
Steubenville, Ohio 43952

To the Members of Council and Mayor:

Report on the Financial Statements

We have audited the accompanying financial statements of the governmental activities, the business-type activities, each major fund, and the aggregate remaining fund information of the City of Steubenville, Jefferson County, Ohio, as of and for the year ended December 31, 2019, and the related notes to the financial statements, which collectively comprise the City of Steubenville's basic financial statements as listed in the table of contents.

Management's Responsibility for the Financial Statements

Management is responsible for preparing and fairly presenting these financial statements in accordance with accounting principles generally accepted in the United States of America; this includes designing, implementing, and maintaining internal control relevant to preparing and fairly presenting financial statements that are free from material misstatement, whether due to fraud or error.

Auditor's Responsibility

Our responsibility is to opine on these financial statements based on our audit. We audited in accordance with auditing standards generally accepted in the United States of America and the financial audit standards in the Comptroller General of the United States' *Government Auditing Standards*. Those standards require us to plan and perform the audit to reasonably assure the financial statements are free from material misstatement.

An audit requires obtaining evidence about financial statement amounts and disclosures. The procedures selected depend on our judgment, including assessing the risks of material financial statement misstatement, whether due to fraud or error. In assessing those risks, we consider internal control relevant to the City of Steubenville's preparation and fair presentation of the financial statements in order to design audit procedures that are appropriate in the circumstances, but not to the extent needed to opine on the effectiveness of the City of Steubenville's internal control. Accordingly, we express no such opinion. An audit also includes evaluating the appropriateness of management's accounting policies and the reasonableness of their significant accounting estimates, as well as our evaluation of the overall financial statement presentation.

We believe the audit evidence we obtained is sufficient and appropriate to support our audit opinions.

Opinion

In our opinion, the financial statements referred to above present fairly, in all material respects, the respective financial position of the governmental activities, the business-type activities, each major fund, and the aggregate remaining fund information of the City of Steubenville, Jefferson County, Ohio, as of December 31, 2019, and the respective changes in financial position and, where applicable, cash flows thereof and the budgetary comparison for the General fund thereof for the year then ended in accordance with the accounting principles generally accepted in the United States of America.

Emphasis of Matters

As discussed in Note 3 to the financial statements, during 2019, the City of Steubenville adopted new accounting guidance in Governmental Accounting Standards Board (GASB) Statement No. 84, *Fiduciary Activities*. As discussed in Note 22 to the financial statements, the financial impact of COVID-19 and the ensuing emergency measures will impact subsequent periods of the City of Steubenville. We did not modify our opinion regarding these matters.

Other Matters

Required Supplementary Information

Accounting principles generally accepted in the United States of America require this presentation to include *management's discussion and analysis* and schedules of net pension and other post-employment benefit assets and liabilities and pension and other post-employment benefit contributions listed in the table of contents, to supplement the basic financial statements. Although this information is not part of the basic financial statements, the Governmental Accounting Standards Board considers it essential for placing the basic financial statements in an appropriate operational, economic, or historical context. We applied certain limited procedures to the required supplementary information in accordance with auditing standards generally accepted in the United States of America, consisting of inquiries of management about the methods of preparing the information and comparing the information for consistency with management's responses to our inquiries, to the basic financial statements, and other knowledge we obtained during our audit of the basic financial statements. We do not opine or provide any assurance on the information because the limited procedures do not provide us with sufficient evidence to opine or provide any other assurance.

Supplementary and Other Information

Our audit was conducted to opine on the City of Steubenville's basic financial statements taken as a whole.

The introductory section, the financial section's combining statements, individual fund statements and schedules and the statistical section information present additional analysis and are not a required part of the basic financial statements.

The statements and schedules are management's responsibility and derive from and relate directly to the underlying accounting and other records used to prepare the basic financial statements. We subjected this information to the auditing procedures we applied to the basic financial statements. We also applied certain additional procedures, including comparing and reconciling this information directly to the underlying accounting and other records used to prepare the basic financial statements or to the basic financial statements themselves in accordance with auditing standards generally accepted in the United States of America. In our opinion, this information is fairly stated in all material respects in relation to the basic financial statements taken as a whole.

We did not subject the introductory section and statistical section information to the auditing procedures applied in the audit of the basic financial statements and, accordingly, we express no opinion or any other assurance on them.

Other Reporting Required by Government Auditing Standards

In accordance with *Government Auditing Standards*, we have also issued our report dated June 29, 2020, on our consideration of the City of Steubenville's internal control over financial reporting and our tests of its compliance with certain provisions of laws, regulations, contracts and grant agreements and other matters. That report describes the scope of our internal control testing over financial reporting and compliance, and the results of that testing, and does not opine on internal control over financial reporting or on compliance. That report is an integral part of an audit performed in accordance with *Government Auditing Standards* in considering the City of Steubenville's internal control over financial reporting and compliance.



Julian & Grube, Inc.
June 29, 2020

THIS PAGE IS INTENTIONALLY LEFT BLANK

CITY OF STEUBENVILLE, OHIO

MANAGEMENT'S DISCUSSION AND ANALYSIS FOR THE YEAR ENDED DECEMBER 31, 2019 (UNAUDITED)

The management's discussion and analysis of the City of Steubenville's (the "City") financial performance provides an overall review of the City's financial activities for the year ended December 31, 2019. The intent of this discussion and analysis is to look at the City's financial performance as a whole; readers should also review the basic financial statements and the notes to the basic financial statements to enhance their understanding of the City's financial performance.

Financial Highlights

Key financial highlights for 2019 are as follows:

- The total net position of the City increased \$11,591,660 or 26.54% from 2018's restated net position. Net position of governmental activities increased \$8,910,611 or 54.52% from 2018's restated net position. Net position of business-type activities increased \$2,681,049 or 9.81% over 2018's net position. See Note 3 in the notes to the financial statements for the restatement required for the implementation of GASB Statement No. 84.
- General revenues accounted for \$13,963,098, or 68.75% of total governmental activities revenue. Program specific revenues accounted for \$6,346,204 or 31.25% of total governmental activities revenue.
- The City had \$11,398,691 in expenses related to governmental activities; \$6,346,204 of these expenses was offset by program specific charges for services, grants or contributions. The remaining expenses of the governmental activities of \$5,052,487 were offset by general revenues (primarily property taxes, income taxes and unrestricted grants and entitlements) of \$13,963,098.
- The City's major governmental funds are the general fund and .7% City income tax - street improvement fund. The general fund had revenues and other financing sources of \$13,697,371 in 2019. This represents an increase of \$438,331 from 2018 revenues and other financing sources. The expenditures of the general fund, which totaled \$13,313,841 in 2019, increased \$606,998 from 2018. The net increase in fund balance for the general fund was \$383,530, from a balance of \$5,276,939 to a balance of \$5,660,469.
- The .7% City income tax - street improvement fund had \$3,171,096 in revenues in 2019. The expenditures of the .7% City income tax - street improvement fund totaled \$3,320,290 in 2019. The net decrease in fund balance for the .7% City income tax - street improvement fund was \$149,194 from a balance of \$1,770,978 to a balance of \$1,621,784.
- Net position for the business-type activities, which are made up of the water, sewer, and refuse enterprise funds, increased in 2019 by \$2,681,049.
- In the general fund, the actual revenues came in \$162,604 greater than the final budgeted revenues. Actual expenditures were \$291,512 less than the amount in the final budget. Budgeted revenues and expenditures were amended a few times throughout the year.

Using this Comprehensive Annual Financial Report (CAFR)

The City's annual report consists of a series of financial statements and notes to those statements. The statements are organized so the reader can understand the City of Steubenville as a total financial and operating entity. The individual statements provide a detailed look at specific financial activities.

The City's basic financial statements are comprised of three components: 1) City-wide financial statements; 2) fund financial statements; and 3) notes to the financial statements. This report also contains other supplementary information in addition to the basic financial statements themselves.

CITY OF STEUBENVILLE, OHIO

MANAGEMENT'S DISCUSSION AND ANALYSIS FOR THE YEAR ENDED DECEMBER 31, 2019 (UNAUDITED)

The statement of net position and the statement of activities provide information about the activities of the City as a whole and present a long-term view of the City's finances. Fund financial statements provide the next level of detail. For governmental funds, these statements tell the reader how services were financed in the short-term, as well as the amount of funds remaining for future spending. The fund financial statements also look at the City's major funds with all other non-major funds presented in total in one column.

Reporting the City as a Whole

Statement of Net Position and the Statement of Activities

While this document contains a large number of funds used by the City to provide programs and activities, the view of the City as a whole looks at all financial transactions and asks the question, "How did we do financially during 2019?" The statement of net position and the statement of activities answer this question. These statements include all assets, deferred outflows, liabilities, deferred inflows, revenues and expenses using the accrual basis of accounting similar to the accounting used by most private-sector companies. This basis of accounting will take into account all of the current year's revenues and expenses regardless of when cash is received or paid.

These two statements report the City's net position and changes in position. This change in net position is important because it tells the reader that, for the City as a whole, the financial position of the City has improved or diminished. The causes of this change may be the result of many factors, some financial, some not. Non-financial factors include the City's property tax base, current property tax laws in Ohio restricting revenue growth, facility conditions, required community programs and other factors.

In the statement of net position and the statement of activities, the City is divided into two distinct kinds of activities:

Governmental activities - Most of the City's programs and services are reported here including police, fire and rescue, street maintenance, capital improvements and general administration. These services are funded primarily by property and income taxes and intergovernmental revenues including federal and State grants and other shared revenues.

Business-type activities - These services are provided on a charge for goods or services basis to recover all or a significant portion of the expenses of the goods or services provided. The City's water, sewer, and refuse operations are reported here.

The City's statement of net position and statement of activities can be found on pages 27-29 of this report.

Reporting the City's Most Significant Funds

Fund Financial Statements

A fund is a grouping of related accounts that is used to maintain control over resources that have been segregated for specific activities or objectives. The City, like other state and local governments, uses fund accounting to ensure and demonstrate compliance with finance-related legal requirements. All of the funds of the City can be divided into three categories: governmental funds, proprietary funds, and fiduciary funds.

Fund financial reports provide detailed information about the City's major funds. The City uses many funds to account for a multitude of financial transactions. However, these fund financial statements focus on the City's most significant funds. The analysis of the City's major governmental and proprietary funds begins on page 22.

CITY OF STEUBENVILLE, OHIO

MANAGEMENT'S DISCUSSION AND ANALYSIS FOR THE YEAR ENDED DECEMBER 31, 2019 (UNAUDITED)

Governmental Funds

Governmental funds are used to account for essentially the same functions reported as governmental activities in the government-wide financial statements. However, unlike the government-wide financial statements, governmental fund financial statements focus on near-term inflows and outflows of spendable resources, as well as on balances of spendable resources available at the end of the fiscal year. Such information may be useful in evaluating a government's near-term financing requirements.

Because the focus of the governmental funds is narrower than that of the government-wide financial statements, it is useful to compare the information presented for governmental funds with similar information presented for governmental activities in the government-wide financial statements. By doing so, the readers may better understand the long-term impact of the government's near-term financing decisions. Both the governmental fund balance sheet and the governmental fund statement of revenues, expenditures, and changes in fund balances provide a reconciliation to facilitate this comparison between governmental funds and governmental activities.

The City maintains a multitude of individual governmental funds. The City has segregated these funds into major funds and nonmajor funds. The City's major governmental funds are the general fund and .7% City income tax - street improvement fund. Information for major funds is presented separately in the governmental fund balance sheet and in the governmental statement of revenues, expenditures, and changes in fund balances. Data from the other governmental funds are combined into a single, aggregated presentation. The basic governmental fund financial statements can be found on pages 30-34 of this report.

Proprietary Funds

The City maintains two different types of proprietary funds. Enterprise funds are used to report the same functions presented as business-type activities in the government-wide financial statements. The City uses enterprise funds to account for its water, sewer, and refuse functions. All of the City's enterprise funds are considered major funds. The internal service fund is an accounting device used to accumulate and allocate costs internally among the City's various functions. The basic proprietary fund financial statements can be found on pages 36-41 of this report.

Fiduciary Funds

Fiduciary funds are used to account for resources held for the benefit of parties outside the City. Fiduciary funds are not reflected in the government-wide financial statement because the resources of those funds are not available to support the City's own programs. The accounting used for fiduciary funds is much like that used for proprietary funds. The City's only fiduciary fund is a custodial fund. The basic fiduciary fund financial statements can be found on pages 42-43 of this report.

Notes to the Basic Financial Statements

The notes provide additional information that is essential to a full understanding of the data provided in the government-wide and fund financial statements. These notes to the basic financial statements can be found on pages 44-103 of this report.

Required Supplementary Information

In addition to the basic financial statements and accompanying notes, this report also presents certain required supplementary information concerning the City's net pension and net OPEB liabilities. The required supplementary information can be found on pages 106-120 of this report.

CITY OF STEUBENVILLE, OHIO

MANAGEMENT'S DISCUSSION AND ANALYSIS
FOR THE YEAR ENDED DECEMBER 31, 2019
(UNAUDITED)

Government-wide Financial Analysis

The table below provides a summary of the City's assets, deferred inflows of resources, liabilities, deferred outflows of resources and net position at December 31, 2019 and 2018. The net position at December 31, 2018 has been restated as described in Note 3 in the notes to the basic financial statements.

	Governmental Activities		Business-type Activities		Total	
	2019	Restated 2018	2019	Restated 2018	2019	Restated 2018
<u>Assets</u>						
Current and other assets	\$ 18,704,046	\$ 17,342,187	\$ 15,196,722	\$ 13,464,057	\$ 33,900,768	\$ 30,806,244
Capital assets, net	36,833,128	35,979,269	62,561,690	60,914,871	99,394,818	96,894,140
Total assets	<u>55,537,174</u>	<u>53,321,456</u>	<u>77,758,412</u>	<u>74,378,928</u>	<u>133,295,586</u>	<u>127,700,384</u>
<u>Deferred outflows of resources</u>						
Pension	5,778,203	2,486,718	1,538,094	750,282	7,316,297	3,237,000
OPEB	1,263,705	1,278,270	186,362	147,406	1,450,067	1,425,676
Total deferred outflows of resources	<u>7,041,908</u>	<u>3,764,988</u>	<u>1,724,456</u>	<u>897,688</u>	<u>8,766,364</u>	<u>4,662,676</u>
<u>Liabilities</u>						
Current liabilities	1,981,654	1,400,371	1,948,288	920,322	3,929,942	2,320,693
Long-term liabilities:						
Due within one year	303,444	295,504	3,160,550	3,111,674	3,463,994	3,407,178
Net pension liability	21,363,907	15,112,832	5,037,885	2,879,394	26,401,792	17,992,226
Net OPEB liability	4,140,157	13,297,904	2,337,203	1,965,230	6,477,360	15,263,134
Other amounts	6,803,730	7,029,160	36,826,653	38,100,998	43,630,383	45,130,158
Total liabilities	<u>34,592,892</u>	<u>37,135,771</u>	<u>49,310,579</u>	<u>46,977,618</u>	<u>83,903,471</u>	<u>84,113,389</u>
<u>Deferred inflows of resources</u>						
Property taxes	1,342,163	1,292,637	-	-	1,342,163	1,292,637
Pension	653,928	1,816,726	117,159	783,170	771,087	2,599,896
OPEB	735,097	496,919	36,645	178,392	771,742	675,311
Total deferred inflows of resources	<u>2,731,188</u>	<u>3,606,282</u>	<u>153,804</u>	<u>961,562</u>	<u>2,884,992</u>	<u>4,567,844</u>
<u>Net position</u>						
Net investment in capital assets	33,046,072	32,526,938	27,938,441	25,257,596	60,984,513	57,784,534
Restricted	3,638,376	3,294,218	-	-	3,638,376	3,294,218
Unrestricted (deficit)	(11,429,446)	(19,476,765)	2,080,044	2,079,840	(9,349,402)	(17,396,925)
Total net position	<u>\$ 25,255,002</u>	<u>\$ 16,344,391</u>	<u>\$ 30,018,485</u>	<u>\$ 27,337,436</u>	<u>\$ 55,273,487</u>	<u>\$ 43,681,827</u>

The net pension liability/asset is reported pursuant to Governmental Accounting Standards Board (GASB) Statement 68, "Accounting and Financial Reporting for Pensions—an Amendment of GASB Statement 27." The net other postemployment benefits (OPEB) liability is reported pursuant to GASB Statement 75, "Accounting and Financial Reporting for Postemployment Benefits Other Than Pensions." For reasons discussed below, many end users of this financial statement will gain a clearer understanding of the City's actual financial condition by adding deferred inflows related to pension and OPEB, the net pension liability, and the net OPEB liability to the reported net position and subtracting deferred outflows related to pension and OPEB and the net pension asset.

CITY OF STEUBENVILLE, OHIO

MANAGEMENT'S DISCUSSION AND ANALYSIS FOR THE YEAR ENDED DECEMBER 31, 2019 (UNAUDITED)

Governmental Accounting Standards Board standards are national and apply to all government financial reports prepared in accordance with generally accepted accounting principles. Prior accounting for pensions (GASB 27) and postemployment benefits (GASB 45) focused on a funding approach. This approach limited pension and OPEB costs to contributions annually required by law, which may or may not be sufficient to fully fund each plan's net pension liability/asset or net OPEB liability. GASB 68 and GASB 75 take an earnings approach to pension and OPEB accounting; however, the nature of Ohio's statewide pension/OPEB plans and state law governing those systems requires additional explanation in order to properly understand the information presented in these statements.

GASB 68 and GASB 75 require the net pension liability/asset and the net OPEB liability to equal the City's proportionate share of each plan's collective:

1. Present value of estimated future pension/OPEB benefits attributable to active and inactive employees' past service.
2. Minus plan assets available to pay these benefits.

GASB notes that pension and OPEB obligations, whether funded or unfunded, are part of the "employment exchange" – that is, the employee is trading his or her labor in exchange for wages, benefits, and the promise of a future pension and other postemployment benefits. GASB noted that the unfunded portion of this promise is a present obligation of the government, part of a bargained-for benefit to the employee, and should accordingly be reported by the government as a liability since they received the benefit of the exchange. However, the City is not responsible for certain key factors affecting the balance of these liabilities. In Ohio, the employee shares the obligation of funding pension benefits with the employer. Both employer and employee contribution rates are capped by State statute. A change in these caps requires action of both Houses of the General Assembly and approval of the Governor. Benefit provisions are also determined by State statute. The Ohio Revised Code permits, but does not require, the retirement systems to provide healthcare to eligible benefit recipients. The retirement systems may allocate a portion of the employer contributions to provide for these OPEB benefits.

The employee enters the employment exchange with the knowledge that the employer's promise is limited not by contract but by law. The employer enters the exchange also knowing that there is a specific, legal limit to its contribution to the retirement system. In Ohio, there is no legal means to enforce the unfunded liability of the pension/OPEB plan *as against the public employer*. State law operates to mitigate/lessen the moral obligation of the public employer to the employee, because all parties enter the employment exchange with notice as to the law. The retirement system is responsible for the administration of the pension and OPEB plans.

Most long-term liabilities have set repayment schedules or, in the case of compensated absences (i.e. sick and vacation leave), are satisfied through paid time-off or termination payments. There is no repayment schedule for the net pension liability or the net OPEB liability. As explained above, changes in benefits, contribution rates, and return on investments affect the balance of these liabilities but are outside the control of the local government. In the event that contributions, investment returns, and other changes are insufficient to keep up with required payments, State statute does not assign/identify the responsible party for the unfunded portion. Due to the unique nature of how the net pension liability and the net OPEB liability/asset are satisfied, these liabilities are separately identified within the long-term liability section of the statement of net position.

In accordance with GASB 68 and GASB 75, the City's statements prepared on an accrual basis of accounting include an annual pension expense and an annual OPEB expense for their proportionate share of each plan's *change* in net pension liability/asset and net OPEB liability, respectively, not accounted for as deferred inflows/outflows.

CITY OF STEUBENVILLE, OHIO

**MANAGEMENT'S DISCUSSION AND ANALYSIS
FOR THE YEAR ENDED DECEMBER 31, 2019
(UNAUDITED)**

Over time, net position can serve as a useful indicator of a government's financial position. At December 31, 2019, the City's assets and deferred outflows of resources exceeded liabilities and deferred inflows of resources by \$55,273,487. At year-end, net position was \$25,255,002 and \$30,018,485 for the governmental activities and the business-type activities, respectively.

Capital assets reported on the government-wide statements represent the largest portion of the City's assets. At year-end, capital assets represented 74.57% of total assets. Capital assets include land, buildings, improvements, equipment, vehicles, infrastructure and construction-in-progress. The City's net investment in capital assets at December 31, 2019, was \$33,046,072 and \$27,938,441 in the governmental activities and business-type activities, respectively. These capital assets are used to provide services to citizens and are not available for future spending. Although the City's investment in capital assets is reported net of related debt, it should be noted that the resources to repay the debt must be provided from other sources, since capital assets may not be used to liquidate these liabilities.

The increase in current liabilities is primarily due to an increase in the amount of contracts payable outstanding at December 31, 2019. The contract payables at December 31, 2018 were for street, water and sewer construction projects.

A portion of the City's net position, \$3,638,376, represents resources that are subject to external restriction on how they may be used.

The table on the following page shows the changes in net position for 2019 and 2018. The net position at December 31, 2018 has been restated as described in Note 3 in the notes to the basic financial statements.

THIS SECTION IS INTENTIONALLY LEFT BLANK

CITY OF STEUBENVILLE, OHIO

**MANAGEMENT'S DISCUSSION AND ANALYSIS
FOR THE YEAR ENDED DECEMBER 31, 2019
(UNAUDITED)**

	Change in Net Position					
			Restated			
	Governmental	Business-type	Governmental	Business-type	Total	Total
	Activities	Activities	Activities	Activities	2019	2018
	2019	2019	2018	2018	2019	2018
Revenues:						
Program revenues:						
Charges for services	\$ 1,515,550	\$ 14,536,066	\$ 1,306,151	\$ 12,090,253	\$ 16,051,616	\$ 13,396,404
Operating grants and contributions	1,745,954	1,246,858	1,431,526	-	2,992,812	1,431,526
Capital grants and contributions	3,084,700	1,203,627	962,072	-	4,288,327	962,072
Total program revenues	6,346,204	16,986,551	3,699,749	12,090,253	23,332,755	15,790,002
General revenues:						
Property taxes	1,239,979	-	1,270,837	-	1,239,979	1,270,837
Income taxes	10,751,894	-	10,849,076	-	10,751,894	10,849,076
Hotel taxes	371,837	-	320,332	-	371,837	320,332
Unrestricted grants and entitlements	881,609	-	818,371	-	881,609	818,371
Investment earnings	152,474	104,559	33,086	-	257,033	33,086
Royalties	-	227,032	-	482,128	227,032	482,128
Miscellaneous	565,305	184,587	381,974	82,870	749,892	464,844
Total general revenues	13,963,098	516,178	13,673,676	564,998	14,479,276	14,238,674
Total revenues	20,309,302	17,502,729	17,373,425	12,655,251	37,812,031	30,028,676
Expenses:						
General government	4,176,909	-	3,580,348	-	4,176,909	3,580,348
Security of persons and property	878,537	-	9,621,517	-	878,537	9,621,517
Public health and welfare	86,721	-	132,582	-	86,721	132,582
Transportation	4,530,369	-	4,263,293	-	4,530,369	4,263,293
Community environment	523,385	-	647,462	-	523,385	647,462
Leisure time activity	939,164	-	820,550	-	939,164	820,550
Interest and fiscal charges	263,606	-	280,109	-	263,606	280,109
Water	-	7,610,308	-	5,350,304	7,610,308	5,350,304
Sewer	-	4,764,433	-	4,394,859	4,764,433	4,394,859
Refuse	-	2,446,939	-	2,761,915	2,446,939	2,761,915
Total expenses	11,398,691	14,821,680	19,345,861	12,507,078	26,220,371	31,852,939
Change in net position	8,910,611	2,681,049	(1,972,436)	148,173	11,591,660	(1,824,263)
Net position at beginning of year (restated)	16,344,391	27,337,436	18,316,827	27,189,263	43,681,827	45,506,090
Net position at end of year	\$ 25,255,002	\$ 30,018,485	\$ 16,344,391	\$ 27,337,436	\$ 55,273,487	\$ 43,681,827

CITY OF STEUBENVILLE, OHIO

**MANAGEMENT’S DISCUSSION AND ANALYSIS
FOR THE YEAR ENDED DECEMBER 31, 2019
(UNAUDITED)**

Governmental Activities

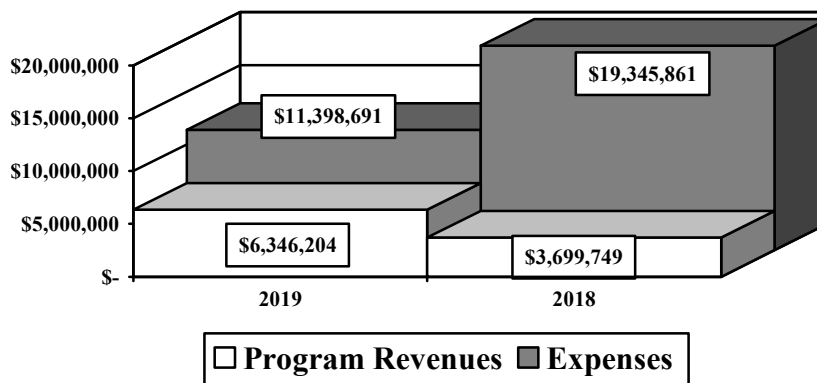
Governmental activities net position increased \$8,910,611 in 2019. Expenses decreased in 2019 primarily due to the implementation of a new stipend-based health care model by Ohio Police & Fire (OP&F). Revenues increased \$2,806,573 in 2019. The primary reason for the increase in revenues was due to the large amount of capital grants received from the state and federal governments for street projects in 2019 compared to 2018.

Transportation, which primarily supports the operations and maintenance of the City’s streets, had expenses of \$4,530,369, which accounted for 39.75% of the total governmental expenses of the City. These expenses were partially funded by \$114,810 in direct user charges, \$1,130,737 in operating grants and contributions and \$2,713,263 in capital grants and contributions. The remaining transportation expenses were funded by general revenues. General government expenses totaled \$4,176,909 or 36.65% of the total governmental expenses of the City, which was partially funded by \$846,639 in direct user charges and \$182,200 in operating grants and contributions. The state and federal government contributed to the City a total of \$1,745,954 in operating grants and contributions, and \$3,084,700 in capital grants and contributions.

General revenues totaled \$13,963,098 and amounted to 68.75% of total governmental revenues. These revenues primarily consist of property and income tax revenue of \$11,991,873. The other primary source of general revenues is grants and entitlements not restricted to specific programs, including local government revenue and property tax reimbursements received from the State, making up \$881,609.

The statement of activities shows the cost of program services and the charges for services and grants offsetting those services. The following table shows, for governmental activities, the total cost of services and the net cost of services. That is, it identifies the cost of these services supported by tax revenue and unrestricted State grants and entitlements. As can be seen in the graph below, the City is highly dependent upon property and income taxes as well as unrestricted grants and entitlements to support its governmental activities.

Governmental Activities – Program Revenues vs. Total Expenses



CITY OF STEUBENVILLE, OHIO

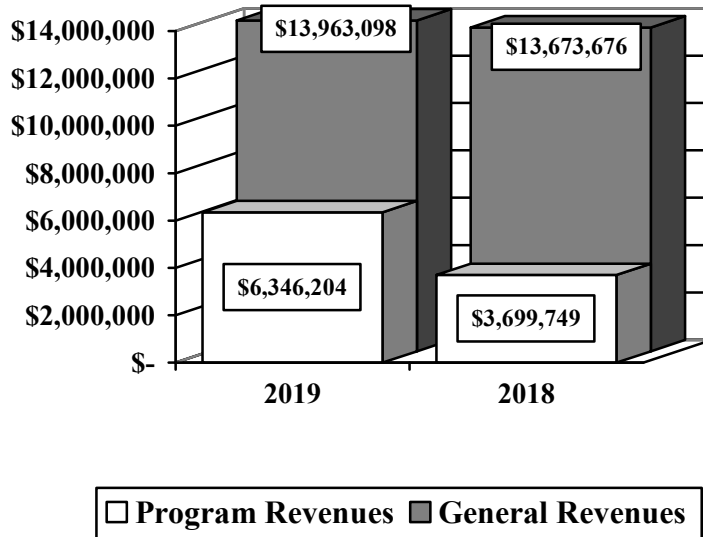
MANAGEMENT'S DISCUSSION AND ANALYSIS
FOR THE YEAR ENDED DECEMBER 31, 2019
(UNAUDITED)

Governmental Activities

	Total Cost of Services 2019	Net Cost of Services 2019	Total Cost of Services 2018	Net Cost of Services 2018
Program expenses:				
General government	\$ 4,176,909	\$ 3,148,070	\$ 3,580,348	\$ 2,577,029
Security of persons and property	878,537	752,931	9,621,517	9,589,903
Public health and welfare	86,721	86,498	132,582	132,574
Transportation	4,530,369	571,559	4,263,293	2,402,797
Community environment	523,385	(299,009)	647,462	(56,676)
Leisure time activity	939,164	528,832	820,550	720,376
Interest and fiscal charges	263,606	263,606	280,109	280,109
Total	\$ 11,398,691	\$ 5,052,487	\$ 19,345,861	\$ 15,646,112

The dependence upon general revenues for governmental activities is apparent, with 44.33% and 80.88% of expenses supported through taxes and other general revenues for 2019 and 2018, respectively.

Governmental Activities – General and Program Revenues



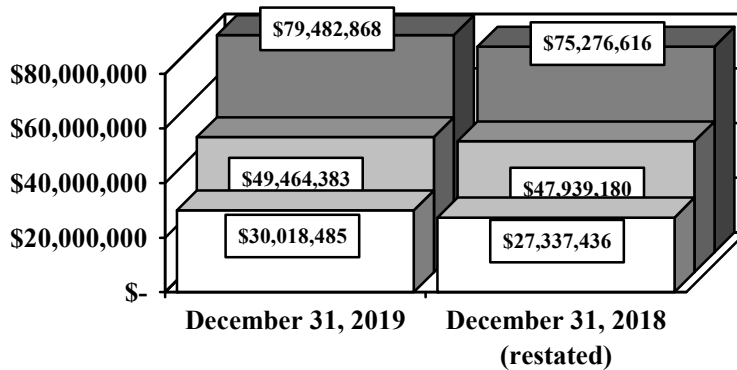
CITY OF STEUBENVILLE, OHIO

MANAGEMENT'S DISCUSSION AND ANALYSIS
FOR THE YEAR ENDED DECEMBER 31, 2019
(UNAUDITED)

Business-Type Activities

Business-type activities include the water, sewer, and refuse enterprise funds. These programs had program revenues of \$16,986,551, general revenues of \$516,178, and expenses of \$14,821,680 for 2019. Expenses of the business-type activities increased approximately \$2,315,000 in 2018. This was primarily due to expenses related to a water maintenance project. The net position of the business-type activities increased \$2,681,049 from 2018's net position. The graph below shows the business-type activities assets, deferred outflows of resources, liabilities and deferred inflows of resources and net position at year-end.

Net Position in Business-Type Activities



Net Position
 Liabilities & Deferred Inflows
 Assets & Deferred Outflows

Financial Analysis of the Government's Funds

As noted earlier, the City uses fund accounting to ensure and demonstrate compliance with finance-related legal requirements.

Governmental Funds

The focus of the City's governmental funds is to provide information on near-term inflows, outflows, and balances of spendable resources. Such information is useful in assessing the City's financing requirements. In particular, unreserved fund balance may serve as a useful measure of the City's net resources available for spending at year-end.

The City's governmental funds reported a combined fund balance of \$10,608,382, which is \$144,489 greater than the previous year's restated fund balance of \$10,463,893. Fund balances at December 31, 2018 have been restated due to the implementation of GASB Statement No. 84, which is described in Note 3 in the notes to the basic financial statements. The schedule below indicates the fund balances and the total change in fund balances as of December 31, 2019 for all major and nonmajor governmental funds.

CITY OF STEUBENVILLE, OHIO

MANAGEMENT'S DISCUSSION AND ANALYSIS
FOR THE YEAR ENDED DECEMBER 31, 2019
(UNAUDITED)

	Fund Balances 12/31/19	Restated Fund Balances 12/31/18	Increase (Decrease)
Major funds:			
General	\$ 5,660,469	\$ 5,276,939	\$ 383,530
.7% City income tax - street improvement	1,621,784	1,770,978	(149,194)
Other nonmajor governmental funds	<u>3,326,129</u>	<u>3,415,976</u>	<u>(89,847)</u>
Total	<u>\$ 10,608,382</u>	<u>\$ 10,463,893</u>	<u>\$ 144,489</u>

General Fund

The City's general fund balance increased \$383,530. The table that follows assists in illustrating the revenues of the general fund.

	2019 <u>Amount</u>	2018 <u>Amount</u>	Percentage <u>Change</u>
Revenues:			
Taxes	\$ 10,963,962	\$ 11,039,137	(0.68) %
Charges for services	31,584	33,458	(5.60) %
Licenses and permits	844,081	648,685	30.12 %
Fines and forfeitures	298,870	281,362	6.22 %
Investment income	152,474	33,086	360.84 %
Intergovernmental	854,561	811,928	5.25 %
Rental income	71,838	84,489	(14.97) %
Other	<u>475,026</u>	<u>326,895</u>	45.31 %
Total	<u>\$ 13,692,396</u>	<u>\$ 13,259,040</u>	3.27 %

Tax revenue represents 80.08% of all general fund revenue. Tax revenue remained stable during 2019. Intergovernmental revenue increased due to the City receiving a larger amount of local government revenue from the State in 2019. Interest revenue increased due to higher interest rates during 2019. Other revenue increased primarily due to refunds from the Ohio Bureau of Workers' Compensation. All other revenue remained consistent between 2018 and 2019.

The table that follows assists in illustrating the expenditures of the general fund.

CITY OF STEUBENVILLE, OHIO

MANAGEMENT'S DISCUSSION AND ANALYSIS
FOR THE YEAR ENDED DECEMBER 31, 2019
(UNAUDITED)

	2019	2018	Percentage
	<u>Amount</u>	<u>Amount</u>	<u>Change</u>
Expenditures:			
General government	\$ 3,132,545	\$ 2,983,047	5.01 %
Security of persons and property	8,182,895	7,948,317	2.95 %
Public health and welfare	62,617	35,248	77.65 %
Transportation	1,149,858	1,048,347	9.68 %
Community environment	97,468	80,315	21.36 %
Leisure time activity	503,727	426,539	18.10 %
Debt service	<u>184,731</u>	<u>185,030</u>	(0.16) %
 Total	 <u>\$ 13,313,841</u>	 <u>\$ 12,706,843</u>	 4.78 %

General fund expenditures of the City increased 4.78% in 2019. The most significant reason for the increase in general fund expenditures is the rising cost of health care.

.7% City Income Tax - Street Improvement Fund

The .7% City income tax - street improvement fund had \$3,171,096 in revenues in 2019. The expenditures of the .7% City income tax - street improvement fund totaled \$3,320,290 in 2019. The City undertook several street improvement projects during 2019, which include the Hot Mix paving program, the Lovers Lane/Sunset Phase II improvement project and pavement striping. Several projects were primarily financed with federal grants passed through ODOT. The net decrease in fund balance for the .7% City income tax - street improvement fund was \$149,194 from a balance of \$1,770,978 to a balance of \$1,621,784.

Budgeting Highlights - General Fund

The City's budgeting process is prescribed by the Ohio Revised Code (ORC). Essentially the budget is the City's appropriations which are restricted by the amounts of anticipated revenues certified by the Budget Commission in accordance with the ORC. Therefore, the City's plans or desires cannot be totally reflected in the original budget. If budgeted revenues are adjusted due to actual activity then the appropriations can be adjusted accordingly.

In the general fund, estimated revenues and other financing sources increased \$227,505. Appropriations were decreased by \$170,764 during 2019. Decreases in the appropriations were primarily due to decreased expenditure estimates for the street department. Actual revenues and other financing sources of \$14,209,475 were greater than final budgeted revenues by \$162,604. Actual expenditures of \$14,077,209 came in \$291,512 less than the final budgeted amounts.

CITY OF STEUBENVILLE, OHIO

MANAGEMENT'S DISCUSSION AND ANALYSIS
FOR THE YEAR ENDED DECEMBER 31, 2019
(UNAUDITED)

Proprietary Funds

The City's proprietary funds provide the same type of information found in the government-wide financial statements for business-type activities, except in more detail. The only difference between the amounts reported as business-type activities and the amounts reported in the proprietary fund statements are interfund eliminations between proprietary funds and internal balances due to governmental activities for internal service activities. The interfund activity reported in the government wide statements are those between business-type activities and governmental activities (reported as internal balances and transfers) whereas interfund amounts between various enterprise funds are reported in the proprietary fund statements, as well as internal balances between the governmental and business-type funds due to the allocation of the internal service fund (reported as internal balances) which are not reported on the proprietary statements.

Capital Assets and Debt Administration

Capital Assets

At the end of 2019, the City had \$99,394,818 (net of accumulated depreciation) invested in land, buildings, improvements, equipment, vehicles, infrastructure and construction in progress. Of this total, \$36,833,128 was reported in governmental activities and \$62,561,690 was reported in business-type activities. Additional details are provided in Note 7 of the notes to the financial statements. The following table shows 2019 balances compared to 2018:

**Capital Assets at December 31
(Net of Depreciation)**

	Governmental Activities		Business-type Activities		Total	
	2019	2018	2019	2018	2019	2018
Land	\$ 854,448	\$ 793,014	\$ 66,000	\$ 66,000	\$ 920,448	\$ 859,014
Construction-in-progress	289,941	687,288	3,103,068	276,392	3,393,009	963,680
Buildings	5,138,339	5,291,947	24,658,991	25,376,287	29,797,330	30,668,234
Improvements	3,082,957	2,927,312	4,396,905	4,415,506	7,479,862	7,342,818
Equipment	451,496	597,123	1,798,021	1,643,499	2,249,517	2,240,622
Vehicles	764,460	994,204	991,710	1,195,951	1,756,170	2,190,155
Infrastructure	<u>26,251,487</u>	<u>24,688,381</u>	<u>27,546,995</u>	<u>27,941,236</u>	<u>53,798,482</u>	<u>52,629,617</u>
Totals	<u>\$ 36,833,128</u>	<u>\$ 35,979,269</u>	<u>\$ 62,561,690</u>	<u>\$ 60,914,871</u>	<u>\$ 99,394,818</u>	<u>\$ 96,894,140</u>

The City's largest capital asset category is infrastructure which includes roads constructed from 1980 through 2019. These items are immovable and of value only to the City, however, the annual cost of purchasing these items is quite significant. The net book value of the City's infrastructure (cost less accumulated depreciation) represents approximately 71.27% of the City's total governmental capital assets.

The City's business-type infrastructure capital asset category primarily includes water and sewer lines. These items play a vital role in the income producing ability of the business-type activities. The net book value of the City's infrastructure (cost less accumulated depreciation) represents approximately 44.03% of the City's total business-type capital assets.

CITY OF STEUBENVILLE, OHIO

MANAGEMENT'S DISCUSSION AND ANALYSIS
FOR THE YEAR ENDED DECEMBER 31, 2019
(UNAUDITED)

Debt Administration

The City had the following long-term obligations outstanding at December 31, 2019 and 2018. Additional details are provided in Note 10 of the notes to the financial statements.

	Governmental Activities	
	2019	2018
Loans payable	\$ 363,510	\$ 417,548
Compensated absences	1,318,422	1,323,419
Bonds payable	3,860,328	3,948,250
Police and fire pension liability	1,447,595	1,512,718
Total long-term obligations	\$ 6,989,855	\$ 7,201,935

	Business-Type Activities	
	2019	2018
OWDA loans	\$ 30,495,367	\$ 31,192,806
OPWC loans	73,383	90,463
Capital lease obligation payable	30,397	88,098
Landfill closure/postclosure	1,965,510	1,951,597
Compensated absences	186,602	195,261
Bonds payable	7,023,000	7,467,000
Total long-term obligations	\$ 39,774,259	\$ 40,985,225

Economic Conditions and Outlook

The unemployment rates as of December 31, 2019 are 3.5% for the United States, 4.1% for the State of Ohio and 5.5% for Jefferson County. The rate for Jefferson County has decreased from 2018. The City is constantly balancing the fluctuating revenues in the general fund to the services the City provides.

The City continues to grapple with the high cost of providing water and sewer services to its customers while meeting the demands of federal and State environmental authorities. This City has undertaken several projects to improve the City's water and sewer treatment and distribution systems. These projects have been financed through loans obtained through the Ohio Water Development Authority (OWDA) and through the issuance of bonds.

The City has also undertaken several other projects. The City was involved in the following street improvement projects during 2019: the Hot Mix paving program, the Lovers Lane/Sunset Phase II improvement project and pavement striping.

Due to the COVID-19 pandemic, the City is looking at significant reductions in income tax for the remainder of 2020. The City will continue to closely monitor this situation.

Contacting the City's Financial Management

This financial report is designed to provide our citizens, taxpayers, investors and creditors with a general overview of the City's finances and to show the City's accountability for the money it receives. If you have questions about this report or need additional financial information contact: Mr. David Lewis, Finance Director, City of Steubenville, 115 South Third Street, Steubenville, Ohio 43952.

CITY OF STEUBENVILLE, OHIO

STATEMENT OF NET POSITION
DECEMBER 31, 2019

	Governmental Activities	Business-type Activities	Total
Assets:			
Equity in pooled cash and cash equivalents . . .	\$ 11,546,216	\$ 12,437,401	\$ 23,983,617
Receivables:			
Income taxes	2,340,826	-	2,340,826
Property and other taxes	1,702,462	-	1,702,462
Accounts	260,117	1,373,910	1,634,027
Special assessments	35,820	-	35,820
Due from other governments	2,522,831	260,454	2,783,285
Royalties	-	38,811	38,811
Materials and supplies inventory	300,312	183,095	483,407
Prepayments	105,870	44,183	150,053
Restricted assets:			
Equity in pooled cash and cash equivalents . . .	-	723,160	723,160
Net pension asset	12,584	12,716	25,300
Internal balance	(122,992)	122,992	-
Capital assets:			
Land and construction in progress	1,144,389	3,169,068	4,313,457
Depreciable capital assets, net	35,688,739	59,392,622	95,081,361
Total capital assets, net	<u>36,833,128</u>	<u>62,561,690</u>	<u>99,394,818</u>
Total assets	<u>55,537,174</u>	<u>77,758,412</u>	<u>133,295,586</u>
Deferred outflows of resources:			
Pension	5,778,203	1,538,094	7,316,297
OPEB	1,263,705	186,362	1,450,067
Total deferred outflows of resources	<u>7,041,908</u>	<u>1,724,456</u>	<u>8,766,364</u>
Liabilities:			
Accounts payable	284,083	345,247	629,330
Contracts payable	434,955	681,763	1,116,718
Retainage payable	-	134,102	134,102
Accrued wages and benefits	269,892	101,813	371,705
Accrued vacation payable	565,137	195,100	760,237
Due to other governments	192,207	65,431	257,638
Accrued interest payable	28,999	26,770	55,769
Claims payable	206,381	-	206,381
Deposits held and due to others	-	398,062	398,062
Long-term liabilities:			
Due within one year	303,444	3,160,550	3,463,994
Due in more than one year:			
Net pension liability	21,363,907	5,037,885	26,401,792
Net OPEB liability	4,140,157	2,337,203	6,477,360
Other amounts due in more than one year . .	6,803,730	36,826,653	43,630,383
Total liabilities	<u>34,592,892</u>	<u>49,310,579</u>	<u>83,903,471</u>
Deferred inflows of resources:			
Property taxes levied for the next fiscal year . .	1,342,163	-	1,342,163
Pension	653,928	117,159	771,087
OPEB	735,097	36,645	771,742
Total deferred inflows of resources	<u>2,731,188</u>	<u>153,804</u>	<u>2,884,992</u>
Net position:			
Net investment in capital assets	33,046,072	27,938,441	60,984,513
Restricted for:			
Capital projects	148,487	-	148,487
Street construction, maintenance and repairs .	1,616,322	-	1,616,322
Community development programs	978,800	-	978,800
Police programs	88,277	-	88,277
Court programs	263,255	-	263,255
Municipal court improvements	62,042	-	62,042
Other purposes	481,193	-	481,193
Unrestricted (deficit)	(11,429,446)	2,080,044	(9,349,402)
Total net position	<u>\$ 25,255,002</u>	<u>\$ 30,018,485</u>	<u>\$ 55,273,487</u>

SEE ACCOMPANYING NOTES TO THE BASIC FINANCIAL STATEMENTS

CITY OF STEUBENVILLE, OHIO

STATEMENT OF ACTIVITIES
FOR THE YEAR ENDED DECEMBER 31, 2019

	Expenses	Program Revenues		
		Charges for Services and Sales	Operating Grants and Contributions	Capital Grants and Contributions
Governmental activities:				
General government.	\$ 4,176,909	\$ 846,639	\$ 182,200	\$ -
Security of persons and property . . .	878,537	7,850	2,517	115,239
Public health and welfare	86,721	-	223	-
Transportation.	4,530,369	114,810	1,130,737	2,713,263
Community environment	523,385	507,117	315,277	-
Leisure time activity.	939,164	39,134	115,000	256,198
Interest and fiscal charges.	263,606	-	-	-
Total governmental activities	<u>11,398,691</u>	<u>1,515,550</u>	<u>1,745,954</u>	<u>3,084,700</u>
Business-type activities:				
Water.	7,610,308	7,415,631	1,246,858	1,203,627
Sewer.	4,764,433	5,353,569	-	-
Refuse.	2,446,939	1,766,866	-	-
Total business-type activities	<u>14,821,680</u>	<u>14,536,066</u>	<u>1,246,858</u>	<u>1,203,627</u>
Total primary government	<u>\$ 26,220,371</u>	<u>\$ 16,051,616</u>	<u>\$ 2,992,812</u>	<u>\$ 4,288,327</u>

General revenues:

- Property taxes levied for:
 - General purposes
 - Debt service.
- Income taxes levied for:
 - General purposes
 - Street improvements.
 - Equipment improvement.
 - Recreation improvement.
- Other taxes levied for:
 - Hotel occupancy taxes.
- Grants and entitlements not restricted
 - to specific programs
- Investment earnings
- Royalties.
- Miscellaneous

Total general revenues

Change in net position

Net position at beginning of year (restated).

Net position at end of year.

SEE ACCOMPANYING NOTES TO THE BASIC FINANCIAL STATEMENTS

**Net (Expense) Revenue
and Changes in Net Position**

Governmental Activities	Business-type Activities	Total
\$ (3,148,070)	\$ -	\$ (3,148,070)
(752,931)	-	(752,931)
(86,498)	-	(86,498)
(571,559)	-	(571,559)
299,009	-	299,009
(528,832)	-	(528,832)
(263,606)	-	(263,606)
<u>(5,052,487)</u>	<u>-</u>	<u>(5,052,487)</u>
-	2,255,808	2,255,808
-	589,136	589,136
-	(680,073)	(680,073)
<u>-</u>	<u>2,164,871</u>	<u>2,164,871</u>
<u>(5,052,487)</u>	<u>2,164,871</u>	<u>(2,887,616)</u>
1,028,752	-	1,028,752
211,227	-	211,227
9,651,374	-	9,651,374
718,918	-	718,918
286,201	-	286,201
95,401	-	95,401
371,837	-	371,837
881,609	-	881,609
152,474	104,559	257,033
-	227,032	227,032
565,305	184,587	749,892
<u>13,963,098</u>	<u>516,178</u>	<u>14,479,276</u>
8,910,611	2,681,049	11,591,660
<u>16,344,391</u>	<u>27,337,436</u>	<u>43,681,827</u>
<u>\$ 25,255,002</u>	<u>\$ 30,018,485</u>	<u>\$ 55,273,487</u>

CITY OF STEUBENVILLE, OHIO

BALANCE SHEET
GOVERNMENTAL FUNDS
DECEMBER 31, 2019

	<u>General</u>	<u>.7% City Income Tax Street Improvement</u>	<u>Other Governmental Funds</u>	<u>Total Governmental Funds</u>
Assets:				
Equity in pooled cash and cash equivalents . . .	\$ 5,605,100	\$ 1,999,827	\$ 3,345,235	\$ 10,950,162
Receivables:				
Income taxes.	2,103,355	155,336	82,135	2,340,826
Real and other taxes	1,430,850	-	271,612	1,702,462
Accounts.	60,611	-	-	60,611
Special assessments	-	-	35,820	35,820
Due from other governments.	402,937	299,673	1,820,221	2,522,831
Prepayments	101,531	2,138	2,201	105,870
Materials and supplies inventory.	202,812	-	97,500	300,312
Total assets	<u>\$ 9,907,196</u>	<u>\$ 2,456,974</u>	<u>\$ 5,654,724</u>	<u>\$ 18,018,894</u>
Liabilities:				
Accounts payable.	\$ 77,196	\$ 394	\$ 206,493	\$ 284,083
Contracts payable.	-	391,269	43,686	434,955
Accrued wages and benefits	258,798	5,273	5,821	269,892
Due to other governments	186,527	2,861	2,819	192,207
Total liabilities	<u>522,521</u>	<u>399,797</u>	<u>258,819</u>	<u>1,181,137</u>
Deferred inflows of resources:				
Property taxes levied for the next fiscal year. . . .	1,125,426	-	216,737	1,342,163
Delinquent property tax revenue not available. . . .	291,346	-	40,797	332,143
Special assessments revenue not available.	-	-	35,820	35,820
Income tax revenue not available	1,900,440	150,665	82,135	2,133,240
Intergovernmental revenue not available.	346,383	284,728	1,694,287	2,325,398
Licenses and permits revenue not available.	60,611	-	-	60,611
Total deferred inflows of resources	<u>3,724,206</u>	<u>435,393</u>	<u>2,069,776</u>	<u>6,229,375</u>
Fund balances:				
Nonspendable	330,342	2,138	99,701	432,181
Restricted.	-	-	2,096,455	2,096,455
Committed	-	1,619,646	1,129,973	2,749,619
Assigned	481,619	-	-	481,619
Unassigned	4,848,508	-	-	4,848,508
Total fund balances.	<u>5,660,469</u>	<u>1,621,784</u>	<u>3,326,129</u>	<u>10,608,382</u>
Total liabilities, deferred inflows of resources and fund balances.	<u>\$ 9,907,196</u>	<u>\$ 2,456,974</u>	<u>\$ 5,654,724</u>	<u>\$ 18,018,894</u>

SEE ACCOMPANYING NOTES TO THE BASIC FINANCIAL STATEMENTS

CITY OF STEUBENVILLE, OHIO

RECONCILIATION OF TOTAL GOVERNMENTAL FUND BALANCES TO
NET POSITION OF GOVERNMENTAL ACTIVITIES
DECEMBER 31, 2019

Total governmental fund balances		\$	10,608,382
<i>Amounts reported for governmental activities on the statement of net position are different because:</i>			
Capital assets used in governmental activities are not financial resources and therefore are not reported in the funds.			36,833,128
Other long-term assets are not available to pay for current-period expenditures and therefore are deferred inflows in the funds.			
Income taxes receivable	\$	2,133,240	
Property and other taxes receivable		332,143	
Accounts receivable		60,611	
Intergovernmental receivable		2,325,398	
Special assessments receivable		35,820	
Total		4,887,212	4,887,212
The internal service fund is used by management to charge the costs of health insurance to individual funds. The assets and liabilities of the internal service fund are included in governmental activities on the statement of net position.			466,187
Interest is accrued on outstanding loans and bonds on the statement of net position whereas in governmental funds, interest expenditures are reported when due.			(28,999)
Unamortized premiums on bond issuances are not recognized in the funds.			(117,319)
Vacation is accrued for leave on the statement of net position, whereas in the funds, vacation leave expenditures are reported when taken.			(565,137)
The net pension asset and net pension liability are not available to pay for current period expenditures and are not due and payable in the current period, respectively; therefore, the asset, liability and related deferred inflows/outflows are not reported in governmental funds.			
Net pension asset		12,584	
Deferred outflows of resources		5,778,203	
Deferred inflows of resources		(653,928)	
Net pension liability		(21,363,907)	
Total		(16,227,048)	(16,227,048)
The net OPEB liability is not available to pay for current period expenditures and are not due and payable in the current period, respectively; therefore, the liability and related deferred inflows/outflows are not reported in governmental funds.			
Deferred outflows of resources		1,263,705	
Deferred inflows of resources		(735,097)	
Net OPEB liability		(4,140,157)	
Total		(3,611,549)	(3,611,549)
Long-term liabilities, including, but not limited to, bonds payable, are not due and payable in the current period and therefore are not reported in the funds.			
Compensated absences		1,318,422	
Police and fire pension liability		1,447,595	
General obligation bonds payable		3,860,328	
Loans payable		363,510	
Total		(6,989,855)	(6,989,855)
Net position of governmental activities		\$	25,255,002

SEE ACCOMPANYING NOTES TO THE BASIC FINANCIAL STATEMENTS

CITY OF STEUBENVILLE, OHIO

STATEMENT OF REVENUES, EXPENDITURES AND CHANGES IN FUND BALANCES
GOVERNMENTAL FUNDS
FOR THE YEAR ENDED DECEMBER 31, 2019

	<u>General</u>	<u>.7% City Income Tax Street Improvement</u>	<u>Other Governmental Funds</u>	<u>Total Governmental Funds</u>
Revenues:				
Municipal income taxes	\$ 9,773,754	\$ 745,687	\$ 400,000	\$ 10,919,441
Property and other taxes.	1,190,208	-	393,580	1,583,788
Charges for services.	31,584	240	-	31,824
Licenses and permits	844,081	114,490	10,300	968,871
Fines and forfeitures	298,870	-	113,279	412,149
Intergovernmental.	854,561	2,302,900	1,893,176	5,050,637
Special assessments	-	-	23,518	23,518
Investment income.	152,474	-	2,687	155,161
Rental income	71,838	-	6,000	77,838
Contributions and donations.	6,555	-	-	6,555
Other	468,471	7,779	86,398	562,648
Total revenues	<u>13,692,396</u>	<u>3,171,096</u>	<u>2,928,938</u>	<u>19,792,430</u>
Expenditures:				
Current:				
General government	3,132,545	-	452,956	3,585,501
Security of persons and property	8,182,895	-	150,128	8,333,023
Public health and welfare.	62,617	-	24,104	86,721
Transportation	1,149,858	261,069	630,848	2,041,775
Community environment	97,468	-	362,024	459,492
Leisure time activity	503,727	-	1,598	505,325
Capital outlay	-	2,993,316	1,170,433	4,163,749
Debt service:				
Principal retirement.	85,123	54,038	20,920	160,081
Interest and fiscal charges	99,608	11,867	131,694	243,169
Payment of accreted interest on CABs.	-	-	74,080	74,080
Total expenditures	<u>13,313,841</u>	<u>3,320,290</u>	<u>3,018,785</u>	<u>19,652,916</u>
Excess (deficiency) of revenues over (under) expenditures.	<u>378,555</u>	<u>(149,194)</u>	<u>(89,847)</u>	<u>139,514</u>
Other financing sources (uses):				
Sale of capital assets.	4,975	-	-	4,975
Total other financing sources (uses)	<u>4,975</u>	<u>-</u>	<u>-</u>	<u>4,975</u>
Net change in fund balances	383,530	(149,194)	(89,847)	144,489
Fund balances at beginning of year (restated).	<u>5,276,939</u>	<u>1,770,978</u>	<u>3,415,976</u>	<u>10,463,893</u>
Fund balances at end of year	<u>\$ 5,660,469</u>	<u>\$ 1,621,784</u>	<u>\$ 3,326,129</u>	<u>\$ 10,608,382</u>

SEE ACCOMPANYING NOTES TO THE BASIC FINANCIAL STATEMENTS

CITY OF STEUBENVILLE, OHIO

RECONCILIATION OF THE STATEMENT OF REVENUES, EXPENDITURES AND CHANGES
IN FUND BALANCES OF GOVERNMENTAL FUNDS TO THE STATEMENT OF ACTIVITIES
FOR THE YEAR ENDED DECEMBER 31, 2019

Net change in fund balances - total governmental funds		\$ 144,489
<i>Amounts reported for governmental activities in the statement of activities are different because:</i>		
Governmental funds report capital outlays as expenditures. However, in the statement of activities, the cost of those assets is allocated over their estimated useful lives as depreciation expense. This is the amount by which capital outlay exceeds depreciation expense in the current period.		
Capital asset additions	\$ 3,767,916	
Current year depreciation	(2,863,293)	
Total		904,623
The net effect of various miscellaneous transactions involving capital assets (i.e., sales, disposals, trade-ins, and donations) is to decrease net position.		(50,764)
Revenues in the statement of activities that do not provide current financial resources are not reported as revenues in the funds.		
Income taxes	(167,547)	
Property and other taxes	28,028	
Licenses and permits revenue	(1,322)	
Intergovernmental revenues	655,041	
Special assessments	2,672	
Total		516,872
Repayment of bond and loan principal is an expenditure in the governmental funds, but the repayment reduces long-term liabilities on the statement of net position.		234,161
In the statement of activities, interest is accrued on outstanding bonds and loans, whereas in governmental funds, an interest expenditure is reported when due.		
Decrease in accrued interest payable	1,231	
Accreted interest on capital appreciation bonds	(27,078)	
Amortization of bond premiums	5,410	
Total		(20,437)
In the statement of activities, vacation leave is accrued when earned, whereas in governmental funds, an expenditure is reported when vacation leave is taken.		(30,916)
Some expenses reported in the statement of activities, such as compensated absences, do not require the use of current financial resources and therefore are not reported as expenditures in governmental funds.		4,997
Contractually required pension/OPEB contributions are reported as expenditures in governmental funds; however, the statement of net position reports these amounts as deferred outflows.		
Pension	1,343,524	
OPEB	25,675	
Total		1,369,199
Except for amounts reported as deferred inflows/outflows, changes in the net pension asset/liability and net OPEB liability are reported as pension/OPEB expense in the statement of activities.		
Pension	(3,142,595)	
OPEB	8,879,329	
Total		5,736,734
The internal service fund used by management to charge the costs of insurance to individual funds is not reported in the government-wide statement of activities. Governmental fund expenditures and the related internal service fund revenues are eliminated. The net revenue (expense) of the internal service fund is allocated among the governmental activities.		101,653
Change in net position of governmental activities		<u>\$ 8,910,611</u>

SEE ACCOMPANYING NOTES TO THE BASIC FINANCIAL STATEMENTS

CITY OF STEUBENVILLE, OHIO

STATEMENT OF REVENUES, EXPENDITURES AND CHANGES IN
 FUND BALANCE - BUDGET AND ACTUAL (NON-GAAP BUDGETARY BASIS)
 GENERAL FUND
 FOR THE YEAR ENDED DECEMBER 31, 2019

	<u>Budgeted Amounts</u>			Variance with
	<u>Original</u>	<u>Final</u>	<u>Actual</u>	Final Budget Positive (Negative)
Revenues:				
Municipal income taxes	\$ 9,754,750	\$ 9,852,500	\$ 9,999,705	\$ 147,205
Property and other taxes	1,267,000	1,195,288	1,186,150	(9,138)
Charges for services	33,100	31,564	31,584	20
Licenses and permits	825,650	833,140	844,081	10,941
Fines and forfeitures	306,000	300,000	298,870	(1,130)
Intergovernmental	781,657	842,551	843,953	1,402
Investment income	28,600	147,000	152,474	5,474
Rental income	69,464	71,700	71,838	138
Contributions and donations	5,000	6,555	6,555	-
Other	748,145	761,598	769,290	7,692
Total revenues	<u>13,819,366</u>	<u>14,041,896</u>	<u>14,204,500</u>	<u>162,604</u>
Expenditures:				
Current:				
General government	5,393,764	5,489,288	5,327,085	162,203
Security of persons and property	7,059,688	7,059,183	6,985,459	73,724
Public health and welfare	109,831	68,992	65,617	3,375
Transportation	1,347,614	1,143,142	1,113,224	29,918
Community environment	73,663	86,264	84,990	1,274
Leisure time activity	498,925	465,852	444,834	21,018
Debt service:				
Principal retirement	20,000	20,000	20,000	-
Interest and fiscal charges	36,000	36,000	36,000	-
Total expenditures	<u>14,539,485</u>	<u>14,368,721</u>	<u>14,077,209</u>	<u>291,512</u>
Excess (deficiency) of revenues over (under) expenditures	<u>(720,119)</u>	<u>(326,825)</u>	<u>127,291</u>	<u>454,116</u>
Other financing sources (uses):				
Sale of capital assets	-	4,975	4,975	-
Total other financing sources (uses)	<u>-</u>	<u>4,975</u>	<u>4,975</u>	<u>-</u>
Net change in fund balances	(720,119)	(321,850)	132,266	454,116
Fund balances at beginning of year	3,395,163	3,395,163	3,395,163	-
Prior year encumbrances appropriated	494,437	494,437	494,437	-
Fund balance at end of year	<u>\$ 3,169,481</u>	<u>\$ 3,567,750</u>	<u>\$ 4,021,866</u>	<u>\$ 454,116</u>

SEE ACCOMPANYING NOTES TO THE BASIC FINANCIAL STATEMENTS

THIS PAGE IS INTENTIONALLY LEFT BLANK

CITY OF STEUBENVILLE, OHIO

STATEMENT OF NET POSITION
 PROPRIETARY FUNDS
 DECEMBER 31, 2019

	Business-type Activities - Enterprise Funds				Governmental Activities - Internal Service Fund
	Water	Sewer	Refuse	Total	
Assets:					
Current assets:					
Equity in pooled cash and cash equivalents . . .	\$ 3,749,935	\$ 4,586,436	\$ 4,101,030	\$ 12,437,401	\$ 596,054
Receivables:					
Accounts	722,710	543,781	107,419	1,373,910	199,506
Due from other governments	260,454	-	-	260,454	-
Royalties receivable	-	-	38,811	38,811	-
Materials and supplies inventory	163,854	19,241	-	183,095	-
Prepayments	16,497	15,706	11,980	44,183	-
Restricted assets:					
Equity in pooled cash and cash equivalents . . .	-	-	723,160	723,160	-
Total current assets	<u>4,913,450</u>	<u>5,165,164</u>	<u>4,982,400</u>	<u>15,061,014</u>	<u>795,560</u>
Noncurrent assets:					
Net pension asset	4,820	4,592	3,304	12,716	-
Capital assets:					
Land and construction in progress	2,699,937	439,131	30,000	3,169,068	-
Depreciable capital assets, net	<u>37,558,460</u>	<u>20,897,917</u>	<u>936,245</u>	<u>59,392,622</u>	<u>-</u>
Total capital assets, net	<u>40,258,397</u>	<u>21,337,048</u>	<u>966,245</u>	<u>62,561,690</u>	<u>-</u>
Total noncurrent assets	<u>40,263,217</u>	<u>21,341,640</u>	<u>969,549</u>	<u>62,574,406</u>	<u>-</u>
Total assets	<u>45,176,667</u>	<u>26,506,804</u>	<u>5,951,949</u>	<u>77,635,420</u>	<u>795,560</u>
Deferred outflows of resources:					
Pension	586,487	555,343	396,264	1,538,094	-
OPEB	<u>70,747</u>	<u>67,235</u>	<u>48,380</u>	<u>186,362</u>	<u>-</u>
Total deferred outflows of resources	<u>\$ 657,234</u>	<u>\$ 622,578</u>	<u>\$ 444,644</u>	<u>\$ 1,724,456</u>	<u>\$ -</u>

- - Continued

CITY OF STEUBENVILLE, OHIO

STATEMENT OF NET POSITION
 PROPRIETARY FUNDS (CONTINUED)
 DECEMBER 31, 2019

	Business-type Activities - Enterprise Funds				Governmental Activities - Internal Service Fund
	Water	Sewer	Refuse	Total	
Liabilities:					
Current liabilities:					
Accounts payable	\$ 289,236	\$ 43,589	\$ 12,422	\$ 345,247	\$ -
Contracts payable	522,722	159,041	-	681,763	-
Retainage payable	134,102	-	-	134,102	-
Accrued wages and benefits	39,868	35,370	26,575	101,813	-
Due to other governments	20,118	18,087	27,226	65,431	-
Accrued vacation payable	85,494	67,192	42,414	195,100	-
Deposits held and due to others	132,688	132,687	132,687	398,062	-
Accrued interest payable	8,056	18,714	-	26,770	-
Current portion of compensated absences	7,235	1,291	3,020	11,546	-
Current portion of OPWC loans	8,539	-	-	8,539	-
Current portion of OWDA loans	2,134,068	455,406	-	2,589,474	-
Current portion of general obligation bonds	213,000	167,000	-	380,000	-
Current portion of revenue bonds	-	75,000	-	75,000	-
Current portion of landfill closure/postclosure	-	-	81,000	81,000	-
Current portion of capital lease obligations	14,991	-	-	14,991	-
Claims payable	-	-	-	-	206,381
Total current liabilities	<u>3,610,117</u>	<u>1,173,377</u>	<u>325,344</u>	<u>5,108,838</u>	<u>206,381</u>
Long-term liabilities:					
Compensated absences	65,240	61,356	48,460	175,056	-
OWDA loans payable	16,389,469	11,516,424	-	27,905,893	-
OPWC loans payable	64,844	-	-	64,844	-
General obligation bonds payable	2,367,022	4,100,922	-	6,467,944	-
Revenue bonds payable	-	313,000	-	313,000	-
Capital lease obligations payable	15,406	-	-	15,406	-
Landfill closure/postclosure	-	-	1,884,510	1,884,510	-
Net pension liability	1,909,397	1,819,359	1,309,129	5,037,885	-
Net OPEB liability	885,818	844,047	607,338	2,337,203	-
Total long-term liabilities	<u>21,697,196</u>	<u>18,655,108</u>	<u>3,849,437</u>	<u>44,201,741</u>	<u>-</u>
Total liabilities	<u>25,307,313</u>	<u>19,828,485</u>	<u>4,174,781</u>	<u>49,310,579</u>	<u>206,381</u>
Deferred inflows of resources:					
Pension	32,411	31,773	52,975	117,159	-
OPEB	4,087	4,640	27,918	36,645	-
Total deferred inflows of resources	<u>36,498</u>	<u>36,413</u>	<u>80,893</u>	<u>153,804</u>	<u>-</u>
Net position:					
Net investment in capital assets	20,969,749	6,002,447	966,245	27,938,441	-
Unrestricted (deficit)	(479,659)	1,262,037	1,174,674	1,957,052	589,179
Total net position	<u>\$ 20,490,090</u>	<u>\$ 7,264,484</u>	<u>\$ 2,140,919</u>	<u>29,895,493</u>	<u>\$ 589,179</u>
Adjustment to reflect the consolidation of the internal service funds activities related to enterprise funds				122,992	
Net position of business-type activities				<u>\$ 30,018,485</u>	

SEE ACCOMPANYING NOTES TO THE BASIC FINANCIAL STATEMENTS

CITY OF STEUBENVILLE, OHIO

STATEMENT OF REVENUES, EXPENSES AND
CHANGES IN NET POSITION
PROPRIETARY FUNDS
FOR THE YEAR ENDED DECEMBER 31, 2019

	Business-type Activities - Enterprise Funds				Governmental
	Water	Sewer	Refuse	Total	Activities - Internal Service Fund
Operating revenues:					
Charges for services	\$ 7,415,631	\$ 5,353,569	\$ 1,766,866	\$ 14,536,066	\$ 2,805,875
Other operating revenues	86,378	51,076	47,133	184,587	21,711
Stop-loss reimbursement.	-	-	-	-	84,616
Total operating revenues.	<u>7,502,009</u>	<u>5,404,645</u>	<u>1,813,999</u>	<u>14,720,653</u>	<u>2,912,202</u>
Operating expenses:					
Personal services	2,022,387	1,842,531	1,315,686	5,180,604	-
Contract services.	-	-	311,967	311,967	-
Maintenance and operations.	3,717,441	1,454,268	531,951	5,703,660	-
Landfill closure and post-closure costs . . .	-	-	85,570	85,570	-
Depreciation.	1,156,858	789,705	211,912	2,158,475	-
Claims expense	-	-	-	-	2,766,222
Total operating expenses.	<u>6,896,686</u>	<u>4,086,504</u>	<u>2,457,086</u>	<u>13,440,276</u>	<u>2,766,222</u>
Operating income (loss).	<u>605,323</u>	<u>1,318,141</u>	<u>(643,087)</u>	<u>1,280,377</u>	<u>145,980</u>
Nonoperating revenues (expenses):					
Interest and fiscal charges	(731,881)	(649,060)	-	(1,380,941)	-
Loss on disposal of capital assets	-	(44,790)	-	(44,790)	-
Interest income.	24,644	30,481	49,434	104,559	-
Intergovernmental	1,240,858	-	-	1,240,858	-
Other nonoperating revenues	6,000	-	-	6,000	-
Royalties	-	-	227,032	227,032	-
Total nonoperating revenues (expenses)	<u>539,621</u>	<u>(663,369)</u>	<u>276,466</u>	<u>152,718</u>	<u>-</u>
Income (loss) before capital contributions. . . .	1,144,944	654,772	(366,621)	1,433,095	145,980
Capital contributions.	<u>1,203,627</u>	<u>-</u>	<u>-</u>	<u>1,203,627</u>	<u>-</u>
Change in net position	2,348,571	654,772	(366,621)	2,636,722	145,980
Net position at beginning of year	<u>18,141,519</u>	<u>6,609,712</u>	<u>2,507,540</u>	<u>27,258,771</u>	<u>443,199</u>
Net position at end of year	<u>\$ 20,490,090</u>	<u>\$ 7,264,484</u>	<u>\$ 2,140,919</u>	<u>29,895,493</u>	<u>\$ 589,179</u>
Adjustment to reflect the consolidation of internal service funds activities related to enterprise funds.				<u>44,327</u>	
Change in net position of business-type activities				<u>\$ 2,681,049</u>	

SEE ACCOMPANYING NOTES TO THE BASIC FINANCIAL STATEMENTS

THIS PAGE IS INTENTIONALLY LEFT BLANK

CITY OF STEUBENVILLE, OHIO
STATEMENT OF CASH FLOWS
PROPRIETARY FUNDS
FOR THE YEAR ENDED DECEMBER 31, 2019

	<u>Business-type Activities - Enterprise Funds</u>				Governmental
	<u>Water</u>	<u>Sewer</u>	<u>Refuse</u>	<u>Total</u>	Activities - Internal Service Fund
Cash flows from operating activities:					
Cash received from charges for services	\$ 7,384,075	\$ 5,354,802	\$ 1,828,205	\$ 14,567,082	\$ 2,805,875
Cash received from stop loss reimbursement	-	-	-	-	230,455
Cash received from other operations	96,454	61,151	57,208	214,813	21,711
Cash payments for personal services	(1,641,376)	(1,524,416)	(1,102,569)	(4,268,361)	-
Cash payments for contractual services	-	-	(312,324)	(312,324)	-
Cash payments for maintenance and operations	(3,572,760)	(1,508,721)	(576,591)	(5,658,072)	-
Cash payments for claims	-	-	-	-	(2,794,434)
Net cash provided by (used in) operating activities	<u>2,266,393</u>	<u>2,382,816</u>	<u>(106,071)</u>	<u>4,543,138</u>	<u>263,607</u>
Cash flows from noncapital financing activities:					
Cash received from grants and subsidies	1,240,858	-	-	1,240,858	-
Cash received from OWDA loan	827,382	-	-	827,382	-
Cash received from donations	6,000	-	-	6,000	-
Net cash provided by noncapital financing activities	<u>2,074,240</u>	<u>-</u>	<u>-</u>	<u>2,074,240</u>	<u>-</u>
Cash flows from capital and related financing activities:					
Acquisition of capital assets	(2,326,463)	(721,966)	(31,770)	(3,080,199)	-
Cash received from OWDA loan	973,251	-	-	973,251	-
Cash received from capital grant	943,173	-	-	943,173	-
Cash used for landfill closure/postclosure	-	-	(71,657)	(71,657)	-
Principal retirement on OPWC loans	(17,080)	-	-	(17,080)	-
Principal retirement on OWDA loans	(2,059,873)	(438,199)	-	(2,498,072)	-
Principal retirement on revenue bonds	-	(74,000)	-	(74,000)	-
Principal retirement on G.O. bonds	(205,750)	(164,250)	-	(370,000)	-
Principal retirement on capital lease	(14,587)	(43,114)	-	(57,701)	-
Interest and fiscal charges	(742,658)	(654,895)	-	(1,397,553)	-
Cash received from royalties	-	-	339,817	339,817	-
Net cash provided by (used in) capital and related financing activities	<u>(3,449,987)</u>	<u>(2,096,424)</u>	<u>236,390</u>	<u>(5,310,021)</u>	<u>-</u>
Cash flows from investing activities:					
Interest received	24,644	30,481	49,434	104,559	-
Net cash provided by investing activities	<u>24,644</u>	<u>30,481</u>	<u>49,434</u>	<u>104,559</u>	<u>-</u>
Net increase in cash and cash equivalents	915,290	316,873	179,753	1,411,916	263,607
Cash and cash equivalents at beginning of year (restated)	<u>2,834,645</u>	<u>4,269,563</u>	<u>4,644,437</u>	<u>11,748,645</u>	<u>332,447</u>
Cash and cash equivalents at end of year	<u>\$ 3,749,935</u>	<u>\$ 4,586,436</u>	<u>\$ 4,824,190</u>	<u>\$ 13,160,561</u>	<u>\$ 596,054</u>

- - Continued

CITY OF STEUBENVILLE, OHIO
STATEMENT OF CASH FLOWS
PROPRIETARY FUNDS (CONTINUED)
FOR THE YEAR ENDED DECEMBER 31, 2019

	<u>Business-type Activities - Enterprise Funds</u>				<u>Governmental Activities - Internal Service Fund</u>
	<u>Water</u>	<u>Sewer</u>	<u>Refuse</u>	<u>Total</u>	
Reconciliation of operating income (loss) to net cash provided by (used in) operating activities:					
Operating income (loss)	\$ 605,323	\$ 1,318,141	\$ (643,087)	\$ 1,280,377	\$ 145,980
Adjustments:					
Depreciation	1,156,858	789,705	211,912	2,158,475	-
Changes in assets and liabilities:					
(Increase) decrease in accounts receivable	(66,426)	(33,637)	26,469	(73,594)	145,839
(Increase) in materials and supplies.	(57,535)	(7,972)	-	(65,507)	-
Decrease in prepayments	2,062	2,392	2,856	7,310	-
Decrease in net pension asset.	1,088	1,063	887	3,038	-
(Increase) in deferred outflows - pension	(313,697)	(295,296)	(178,819)	(787,812)	-
(Increase) in deferred outflows - OPEB	(15,468)	(14,323)	(9,165)	(38,956)	-
Increase (decrease) in accounts payable.	232,344	(15,850)	(26,792)	189,702	-
Increase in accrued wages	6,049	4,977	3,333	14,359	-
Increase in intergovernmental payable.	177	166	13,522	13,865	-
Increase (decrease) in compensated absences payable	7,782	(1,480)	(14,961)	(8,659)	-
Increase in landfill closure/postclosure obligation	-	-	85,570	85,570	-
Increase (decrease) in accrued vacation payable	6,170	1,307	(1,511)	5,966	-
Increase in deposits held and due to others	12,100	12,099	12,099	36,298	-
Increase in net pension liability.	829,600	785,793	543,098	2,158,491	-
Increase in net OPEB liability.	148,840	138,623	84,510	371,973	-
(Decrease) in deferred inflows - pension.	(234,835)	(254,254)	(176,922)	(666,011)	-
(Decrease) in deferred inflows - OPEB.	(54,039)	(48,638)	(39,070)	(141,747)	-
(Decrease) in claims payable	-	-	-	-	(28,212)
Net cash provided by (used in) operating activities	<u>\$ 2,266,393</u>	<u>\$ 2,382,816</u>	<u>\$ (106,071)</u>	<u>\$ 4,543,138</u>	<u>\$ 263,607</u>

SEE ACCOMPANYING NOTES TO THE BASIC FINANCIAL STATEMENTS

Non-cash transactions:

At December 31, 2019, the water fund purchased \$656,824 in capital assets on account.
At December 31, 2019, the sewer fund purchased \$159,041 in capital assets on account.
At December 31, 2018, the sewer fund purchased \$45,980 in capital assets on account.

CITY OF STEUBENVILLE, OHIO

STATEMENT OF FIDUCIARY ASSETS AND LIABILITIES
FIDUCIARY FUND
DECEMBER 31, 2019

	<u>Custodial</u>
Assets:	
Cash in segregated accounts.	\$ 7,761
Total assets	<u>\$ 7,761</u>
Liabilities:	
Intergovernmental payable.	\$ 7,761
Total liabilities	<u>\$ 7,761</u>

SEE ACCOMPANYING NOTES TO THE BASIC FINANCIAL STATEMENTS

CITY OF STEUBENVILLE, OHIO

STATEMENT OF CHANGES IN FIDUCIARY NET POSITION
 FIDUCIARY FUND
 FOR THE YEAR ENDED DECEMBER 31, 2019

	Custodial
Additions:	
Fines and forfeitures collected for other governments.	\$ 477,369
Total additions	477,369
 Deductions:	
Fines and forfeitures distributed to other governments.	477,369
Total deductions.	477,369
 Change in net position	 -
 Net position at beginning of year (restated).	 -
 Net position at end of year	 \$ -

SEE ACCOMPANYING NOTES TO THE BASIC FINANCIAL STATEMENTS

CITY OF STEUBENVILLE, OHIO

NOTES TO THE BASIC FINANCIAL STATEMENTS FOR THE YEAR ENDED DECEMBER 31, 2019

NOTE 1 - DESCRIPTION OF THE CITY

The City of Steubenville, (the “City”), is a body politic and corporate established for the purpose of exercising the rights and privileges conveyed to it by the constitution and laws of the State of Ohio.

Beginning June 1, 1984, the City has operated under a council-manager form of government as provided by 705.51 to 705.60, Ohio Revised Code, inclusive. The powers and functions of the municipal governments are distributed among the municipality, its citizens, the various officers, boards, and commissions. The Mayor is the official head of the municipality for ceremonial purposes. Administration is not part of the duties of the Mayor. The City Council is composed of seven members, six of whom are elected by their respective electors within their designated wards. The Councilman at large, the seventh member of Council, is elected by the voters of the City at large. The City Council, by a majority vote, appoints the administrative City Manager.

The charter created two administrative departments: The Department of Finance and the Department of Law. The Directors of these departments are appointed by the City Manager and are approved by the Council.

Several board and commissions that serve the citizens of the City in various capacities are an integral part of the municipality’s government. The boards and commissions include: Civil Service Commission, Planning and Zoning Commission, Board of Engineering and Building Appeals and Parks and Recreation Board. All members of these boards and commissions are appointed by the Mayor and are approved by Council.

NOTE 2 - SUMMARY OF SIGNIFICANT ACCOUNTING POLICIES

The financial statements of the City have been prepared in conformity with accounting principles generally accepted in the United States of America (GAAP) as applied to local governmental units. The Governmental Accounting Standards Board (GASB) is the accepted standard-setting body for establishing governmental accounting and financial principles. The City’s significant accounting policies are described below.

A. Reporting Entity

For financial reporting purposes, the City’s financial statement includes all funds, agencies, boards, commissions, and departments for which the City is financially accountable. Component units are legally separate organizations for which the City is financially accountable. Financial accountability, as defined by the GASB, exists if the City appoints a voting majority of an organization’s Governing Board and is either able to impose its will on that organization or there is a potential for the organization to provide specific financial benefits to, or impose specific burdens on, the City. The City may also be financially accountable for governmental organizations with a separately elected Governing Board, a Governing Board appointed by another government, or a jointly appointed Board that is fiscally dependent on the City. The City also took into consideration other organizations for which the nature and significance of their relationship with the City are such that exclusion would cause the City’s financial statements to be misleading or incomplete. Based upon the application of these criteria, the City has no component units.

CITY OF STEUBENVILLE, OHIO

**NOTES TO THE BASIC FINANCIAL STATEMENTS
FOR THE YEAR ENDED DECEMBER 31, 2019**

NOTE 2 - SUMMARY OF SIGNIFICANT ACCOUNTING POLICIES - (Continued)

The primary government of the City consists of all funds, agencies, departments and offices that are not legally separate from the City. The primary government includes the City departments and agencies that provide the following services: police and fire protection, planning, zoning, refuse collection, street maintenance and repairs, community development, parks and recreation and water and sewer utilities. The preceding financial statements include all funds of the City (the primary government).

The following organizations are described due to their relationship with the City.

JOINTLY GOVERNED ORGANIZATIONS

Jefferson County Regional Planning Commission: The City participates in the Jefferson County Regional Planning Commission (the Commission) which is a statutorily created political subdivision of the State of Ohio under Ohio Revised Code Chapter 713. The Commission is jointly governed among Jefferson County and municipalities and townships within Jefferson County. The Commission includes the three Jefferson County Commissioners, fourteen municipal mayors, fourteen township trustees, and six non-governmental representatives appointed by the member governments. Each member's control over the operation of the Commission is limited to its representation on the Board.

The Commission makes studies, maps, plans, recommendations and reports concerning the physical, environment, social, economic and governmental functions and services of Jefferson County and applies for Community Development Block Grants on behalf of member governments. The Board exercises total control of the budgeting, appropriation, contracting and management. The City contributed a fee of \$250 in 2019. Continued existence of the Commission is not dependent on the continued participation of the City. Complete financial statements can be obtained from the Jefferson County Regional Planning Commission, Steubenville, Ohio.

Jefferson County Family and Children First Council: The Jefferson County Family and Children First Council (the Council) is a jointly governed organization created under Ohio Revised Code Section 121.37. The Council is currently governed by a 24 member Board, which includes a representative of the City of Steubenville. During 2019, the City made no contributions to the Council. Continued existence of the Council is not dependent on the City's continued participation.

Jefferson County Port Authority: The Jefferson County Port Authority (the "Authority") was created in April 2012 and is a jointly governed organization between Jefferson County, the City of Steubenville and the Jefferson County Regional Planning Commission. The Authority was established pursuant to Ohio Revised Code Section 4582.21. The purpose of the Authority is to enhance, foster, aid, provide or promote transportation, economic development, housing, recreation, education, governmental operations, culture, research and the creation and preservation of jobs and employment opportunities.

The Authority is governed by a Board consisting of nine appointed members, four appointed by Jefferson County, four appointed by the City of Steubenville, and one appointed by the Jefferson County Regional Planning Commission.

CITY OF STEUBENVILLE, OHIO

NOTES TO THE BASIC FINANCIAL STATEMENTS
FOR THE YEAR ENDED DECEMBER 31, 2019

NOTE 2 - SUMMARY OF SIGNIFICANT ACCOUNTING POLICIES - (Continued)

B. Basis of Presentation - Fund Accounting

The City's financial statements consist of government-wide statements, including a statement of net position and a statement of activities and fund financial statements which provide a more detailed level of financial information.

Government-Wide Financial Statements - The statement of net position and the statement of activities display information about the City as a whole. These statements include the financial activities of the primary government, except for fiduciary funds. The activities of the internal service fund are eliminated to avoid "doubling up" revenues and expenses. The statements distinguish between those activities of the City that are governmental and those that are considered business-type activities.

The statement of net position presents the financial condition of the governmental and business-type activities of the City at year end. The statement of activities presents a comparison between direct expenses and program revenues for each program or function of the City's governmental activities and for the business-type activities of the City. Direct expenses are those that are specifically associated with a service, program or department and therefore clearly identifiable to a particular function. Program revenues include charges paid by the recipient of the goods or services offered by the program, grants and contributions that are restricted to meeting the operational or capital requirements of a particular program and interest earned on grants that is required to be used to support a particular program. Revenues which are not classified as program revenues are presented as general revenues of the City, with certain limited exceptions. The comparison of direct expenses with program revenues identifies the extent to which each business segment or governmental functions are self-financing or draw from the general revenues of the City. The City does not eliminate interfund services provided or used when consolidating activities.

Fund Financial Statements - During the year, the City segregates transactions related to certain City functions or activities in separate funds in order to aid financial management and to demonstrate legal compliance. Fund financial statements are designed to present financial information of the City at this more detailed level. The focus of governmental and proprietary fund financial statements is on major funds. Each major fund is presented in a separate column. Nonmajor funds are aggregated and presented in a single column. The internal service fund is presented in a single column on the face of the proprietary fund statements. Fiduciary funds are reported by type.

C. Fund Accounting

The City uses funds to maintain its financial records during the year. A fund is defined as a fiscal and accounting entity with a self-balancing set of accounts. There are three categories of funds: governmental, proprietary and fiduciary.

Governmental Funds - Governmental funds are those through which most governmental functions typically are financed. Governmental fund reporting focuses on the sources, uses and balances of current financial resources. Expendable assets are assigned to the various governmental funds according to the purposes for which they may or must be used. Current liabilities are assigned to the fund from which they will be paid. The difference between governmental fund assets plus deferred outflows of resources and liabilities plus deferred inflows of resources is reported as fund balance. The following are the City's major governmental funds:

CITY OF STEUBENVILLE, OHIO

NOTES TO THE BASIC FINANCIAL STATEMENTS
FOR THE YEAR ENDED DECEMBER 31, 2019

NOTE 2 - SUMMARY OF SIGNIFICANT ACCOUNTING POLICIES - (Continued)

General fund - The general fund is used to account for and report all financial resources not accounted for and reported in another fund. The general fund balance is available for any purpose provided it is expended or transferred according to the general laws of Ohio.

.7% City income tax - street improvement fund - The .7% city income tax - street improvement fund is used to account for income tax revenue committed for, and grants restricted for, improvement of streets within the City.

Other governmental funds of the City are used to account for (a) financial resources that are restricted, committed, or assigned to expenditures for capital outlays including the acquisition or construction of capital facilities and other capital assets, (b) specific revenue sources that are restricted or committed to an expenditure for specified purposes other than debt service or capital projects and (c) financial resources that are restricted, committed, or assigned to expenditure for principal and interest.

Proprietary Funds - Proprietary fund reporting focuses on changes in net position, financial position and cash flows. Proprietary funds are classified as either enterprise funds or internal service funds.

Enterprise funds - The enterprise funds may be used to account for any activity for which a fee is charged to external users for goods or services. The following are the City's major enterprise funds:

Water fund - This fund accounts for the provision of water treatment and distribution to its residential and commercial users located within the City.

Sewer fund - This fund accounts for the provision of sanitary sewer service to the residents and commercial users located within the City.

Refuse fund - This fund accounts for the operations providing refuse waste removal to the residents and commercial users located within the City.

Internal service fund - The internal service fund accounts for the financing of services provided by one department or agency to other departments or agencies of the City on a cost-reimbursement basis. The City's internal service fund reports on the activity of the centralized City self-insurance health program.

Fiduciary Funds - Fiduciary fund reporting focuses on net position and changes in net position. The fiduciary fund category is split into four classifications: pension trust funds, investment trust funds, private-purpose trust funds and custodial funds. Trust funds are used to account for assets held by the City under a trust agreement for individuals, private organizations, or other governments and are therefore not available to support the City's own programs. The City's only fiduciary fund is a custodial fund, which accounts for Municipal Court activity.

D. Measurement Focus and Basis of Accounting

Government-Wide Financial Statements - The government-wide financial statements are prepared using the economic resources measurement focus. All assets, deferred outflows of resources, liabilities and deferred inflows of resources associated with the operation of the City are included on the statement of net position.

CITY OF STEUBENVILLE, OHIO

NOTES TO THE BASIC FINANCIAL STATEMENTS FOR THE YEAR ENDED DECEMBER 31, 2019

NOTE 2 - SUMMARY OF SIGNIFICANT ACCOUNTING POLICIES - (Continued)

Fund Financial Statements - All governmental funds are accounted for using a flow of current financial resources measurement focus. With this measurement focus, only current assets and current liabilities generally are included on the balance sheet. The statement of revenues, expenditures and changes in fund balances reports on the sources (i.e., revenues and other financing sources) and uses (i.e., expenditures and other financing uses) of current financial resources. This approach differs from the manner in which the governmental activities of the government-wide financial statements are prepared. Governmental fund financial statements therefore include a reconciliation with brief explanations to better identify the relationship between the government-wide statements and the financial statements for governmental funds.

Like the government-wide statements, all proprietary funds are accounted for on a flow of economic resources measurement focus. All assets, deferred inflows of resources, liabilities and deferred outflows of resources associated with the operation of these funds are included on the statement of net position. The statement of changes in fund net position presents increases (i.e., revenues) and decreases (i.e., expenses) in total net position. The statement of cash flows provides information about how the City finances and meets the cash flow needs of its proprietary activities.

E. Basis of Accounting

Basis of accounting determines when transactions are recorded in the financial records and reported on the financial statements. Government-wide financial statements are prepared using the accrual basis of accounting. Governmental funds use the modified accrual basis of accounting. Proprietary and fiduciary funds also use the accrual basis of accounting. Differences in the accrual and modified accrual basis of accounting arise in the recognition of revenue, the recording of deferred inflows and outflows and in the presentation of expenses versus expenditures.

Revenues - Exchange and Nonexchange Transactions - Revenues resulting from exchange transactions, in which each party gives and receives essentially equal value, are recorded on the accrual basis when the exchange takes place. On a modified accrual basis, revenue is recorded in the fiscal year in which the resources are measurable and become available. Available means that the resources will be collected within the current fiscal year or are expected to be collected soon enough thereafter to be used to pay liabilities of the current fiscal year. For the City, available means expected to be received within thirty-one days of year end.

Nonexchange transactions, in which the City receives value without directly giving equal value in return, include income taxes, property taxes, grants, entitlements and donations. On an accrual basis, revenue from income taxes is recognized in the period in which the income is earned (See Note 5.B.). Revenue from property taxes is recognized in the year for which the taxes are levied (See Note 5.A.). Revenue from grants, entitlements and donations is recognized in the year in which all eligibility requirements have been satisfied. Eligibility requirements include timing requirements, which specify the year when the resources are required to be used or the year when use is first permitted, matching requirements, in which the City must provide local resources to be used for a specified purpose, and expenditure requirements, in which the resources are provided to the City on a reimbursement basis. On a modified accrual basis, revenue from nonexchange transactions must also be available before it can be recognized.

Under the modified accrual basis, the following revenue sources are considered to be both measurable and available at year end: income tax, State-levied locally shared taxes (including gasoline tax, local government funds and permissive tax), fines and forfeitures and licenses and permits and fees.

CITY OF STEUBENVILLE, OHIO

NOTES TO THE BASIC FINANCIAL STATEMENTS
FOR THE YEAR ENDED DECEMBER 31, 2019

NOTE 2 - SUMMARY OF SIGNIFICANT ACCOUNTING POLICIES - (Continued)

Deferred Outflows of Resources and Deferred Inflows of Resources - In addition to assets, the government-wide statement of net position will report a separate section for deferred outflows of resources. Deferred outflows of resources, represents a consumption of net position that applies to a future period and will not be recognized as an outflow of resources (expense/expenditure) until then. For the City, see Notes 12 and 13 for deferred outflows of resources related to the City's net pension liability and net OPEB liability, respectively.

In addition to liabilities, both the government-wide statement of net position and the governmental fund financial statements report a separate section for deferred inflows of resources. Deferred inflows of resources represent an acquisition of net position that applies to a future period and will not be recognized as an inflow of resources (revenue) until that time. For the City, deferred inflows of resources include property taxes and unavailable revenue. Property taxes represent amounts for which there is an enforceable legal claim as of December 31, 2019, but which were levied to finance 2020 operations. These amounts have been recorded as a deferred inflow of resources on both the government-wide statement of net position and the governmental fund financial statements. Unavailable revenue is reported only on the governmental funds balance sheet and represents receivables which will not be collected within the available period. For the City, unavailable revenue includes, but is not limited to, income taxes, delinquent property taxes and intergovernmental grants. These amounts are deferred and recognized as an inflow of resources in the period the amounts become available.

For the City, see Notes 12 and 13 for deferred inflows of resources related to the City's net pension liability and net OPEB liability, respectively. This deferred inflow of resources is only reported on the government-wide statement of net position.

Expenses/Expenditures - On the accrual basis of accounting, expenses are recognized at the time they are incurred.

The measurement focus of governmental fund accounting is on decreases in net financial resources (expenditures) rather than expenses. Expenditures are generally recognized in the accounting period in which the related fund liability is incurred, if measurable. Allocations of cost, such as depreciation and amortization, are not recognized in governmental funds.

F. Budgetary Data

The budgetary process is prescribed by provisions of the Ohio Revised Code and entails the preparation of budgetary documents within an established timetable. The major documents prepared are the tax budget, the certificate of estimated resources and the appropriations resolution, all of which are prepared on the budgetary basis of accounting. The certificate of estimated resources and the appropriations ordinance are subject to amendment throughout the year with the legal restriction that appropriations cannot exceed estimated resources, as certified. The legal level of budgetary control is by office, department, and division, and within each, appropriated for personal services. Budgetary modifications may only be made by resolution of the City Council at the legal level of budgetary control.

Tax Budget - During the first Council meeting in July, the Finance Director presents the annual operating budget for the following year to City Council for consideration and passage. The adopted budget is submitted to the County Auditor, as Secretary of the County Budget Commission, by July 20 of each year, for the period January 1 to December 31 of the following year.

CITY OF STEUBENVILLE, OHIO

NOTES TO THE BASIC FINANCIAL STATEMENTS
FOR THE YEAR ENDED DECEMBER 31, 2019

NOTE 2 - SUMMARY OF SIGNIFICANT ACCOUNTING POLICIES - (Continued)

Estimated Resources - The County Budget Commission determines if the budget substantiates a need to levy all or part of previously authorized taxes and reviews estimated revenue. The Commission certifies its actions to the City by September 1. As part of this certification, the City receives the official certificate of estimated resources, which states the projected revenue of each fund. On or before December 31, the City must revise its budget so that the total contemplated expenditures from any fund during the ensuing fiscal year will not exceed the amount available as stated in the certificate of estimated resources. The revised budget then serves as the basis for the annual appropriations measure. On or about January 1, the certificate of estimated resources is amended to include unencumbered cash balances at December 31 of the preceding year.

The certificate of estimated resources may be amended during the year if projected increases or decreases in revenue are identified by the Finance Director. The amounts reported as the original budgeted amounts on the budgetary statements reflect the amounts on the certificate of estimated resources when the original appropriations were adopted. The amounts reported as the final budgeted amounts on the budgetary statements reflect the amounts on the amended certificate of estimated resources at the time final appropriations were adopted.

Appropriations - A temporary appropriation ordinance to control expenditures may be passed on or about January 1 of each year for the period January 1 to March 31. An annual appropriation ordinance must be passed by April 1 of each year for the period January 1 to December 31. The appropriation ordinance fixes spending authority at the legal level of budgetary control. The appropriation ordinance may be amended during the year as new information becomes available, provided that total fund appropriations do not exceed current estimated resources, as certified. The amounts reported as the original budgeted amounts reflect the first appropriation resolution for the fund that covers the entire year, including amounts automatically carried forward from prior years. The amounts reported as the final budgeted amounts represent the final appropriation amounts passed by Council during the year.

Lapsing of Appropriations - At the close of each year, the unencumbered balance of each appropriation reverts to the respective fund from which it was appropriated and becomes subject to future appropriations. Encumbrances are carried forward and are not re-appropriated as part of the subsequent year appropriations.

G. Cash and Cash Equivalents

To improve cash management, cash received by the City is pooled. Monies for all funds are maintained in this pool. Individual fund integrity is maintained through the City's records. Each fund's interest in the pool is presented as "equity in pooled cash and cash equivalents" on the financial statements.

During 2019, investments were limited to a U.S. Government money market fund. Investments are reported at fair value, which is based on quoted market prices.

Under existing Ohio statutes all investment earnings are assigned to the general fund unless statutorily required to be credited to a specific fund. During 2019, interest revenue credited to the general fund amounted to \$152,474, which includes \$93,714 assigned from other City funds.

CITY OF STEUBENVILLE, OHIO

**NOTES TO THE BASIC FINANCIAL STATEMENTS
FOR THE YEAR ENDED DECEMBER 31, 2019**

NOTE 2 - SUMMARY OF SIGNIFICANT ACCOUNTING POLICIES - (Continued)

For purpose of the statement of cash flows and for presentation on the statement of net position, investments of the cash management pool and investments with original maturities of three months or less at the time they are purchased by the City are considered to be cash equivalents. Investments with an initial maturity of more than three months are reported as investments, to the extent that the investment was purchased from a specific fund.

The City has segregated bank accounts for Municipal Court monies held separate from the City's central bank account. These interest bearing depository accounts are presented on the financial statements as "cash in segregated accounts" since they are not required to be deposited into the City treasury.

An analysis of the City's depository accounts at year-end is provided in Note 4.

H. Inventories of Materials and Supplies

On government-wide and fund financial statements, purchased inventories are presented at the lower of cost or market. Inventories are recorded on a first-in, first-out basis and are expensed when used. Inventories are accounted for using the consumption method.

On the fund financial statements, reported material and supplies inventory is equally offset as a component of nonspendable fund balance in the governmental funds which indicates that it does not constitute available spendable resources even though it is a component of net current assets.

Inventory consists of expendable supplies held for consumption.

I. Capital Assets

General capital assets are those assets not specifically related to activities reported in the proprietary funds. These assets generally result from expenditures in the governmental funds. These assets are reported in the governmental activities column of the government-wide statement of net position, but are not reported in the fund financial statements. Capital assets utilized by the proprietary funds are reported both in the business-type activities column of the government-wide statement of net position and in the respective funds.

All capital assets are capitalized at cost (or estimated historical cost) and updated for additions and retirements during the year. Donated capital assets are recorded at their acquisition values as of the date received. The City maintains a capitalization threshold of \$5,000. The City's infrastructure consists of streets, irrigation systems, traffic lights, and water and sewer lines. Improvements are capitalized; the costs of normal maintenance and repairs that do not add to the value of the asset or materially extend an asset's life are not. Interest incurred during the construction of capital assets is also capitalized for business-type activities.

CITY OF STEUBENVILLE, OHIO

NOTES TO THE BASIC FINANCIAL STATEMENTS
FOR THE YEAR ENDED DECEMBER 31, 2019

NOTE 2 - SUMMARY OF SIGNIFICANT ACCOUNTING POLICIES - (Continued)

All reported capital assets are depreciated except for land and construction in progress. Improvements are depreciated over the remaining useful lives of the related capital assets. Useful lives for infrastructure were estimated based on the City’s historical records of necessary improvements and replacement. Depreciation is computed using the straight-line method over the following useful lives:

<u>Description</u>	<u>Governmental Activities Estimated Lives</u>	<u>Business-type Activities Estimated Lives</u>
Improvements	10 - 15 years	10 - 15 years
Buildings	50 years	50 years
Equipment	10 - 20 years	10 - 20 years
Vehicles	5 - 20 years	5 - 20 years
Infrastructure:		
Sewer and water lines	N/A	50 years
Roads, traffic lights	10 - 65 years	10 - 65 years

J. Compensated Absences

Compensated absences of the City consist of sick leave to the extent that payment to the employee for these absences is attributable to services already rendered and are not contingent on a specific event that is outside the control of the City and the employee. Vacation earned in the current year must be used by December 31 of the following year.

In conformity with GASB Statement No. 16, “Accounting for Compensated Absences”, vacation benefits are accrued as a liability as the benefits are earned if the employees' rights to receive compensation are attributable to services already rendered and it is probable that the City will compensate the employees for the benefits through paid time off or some other means. Sick leave benefits are accrued as a liability using the vesting method. The liability is based on the sick leave accumulated at December 31 by those employees who are currently eligible to receive termination (severance) payments and by those employees for whom it is probable they will become eligible to receive termination (severance) benefits in the future.

The total liability for sick leave payments has been calculated using pay rates in effect at the financial statement date, and reduced to the maximum payment allowed by labor contract and/or statute, plus applicable additional salary related payments. City employees are granted sick leave in varying amounts. In the event of termination, an employee is reimbursed for accumulated sick leave at various rates.

The entire compensated absence liability is reported on the government-wide financial statements.

On governmental fund financial statements, compensated absences are recognized as liabilities and expenditures to the extent payments come due each period upon the occurrence of employee resignations and retirements. These amounts are recorded in the account “matured compensated absences payable” in the fund from which the employees who have accumulated leave are paid. The noncurrent portion of the liability is not reported. At December 31, 2019, the City had no matured compensated absences payable. For proprietary funds, the entire amount of compensated absences is reported as a fund liability.

CITY OF STEUBENVILLE, OHIO

NOTES TO THE BASIC FINANCIAL STATEMENTS
FOR THE YEAR ENDED DECEMBER 31, 2019

NOTE 2 - SUMMARY OF SIGNIFICANT ACCOUNTING POLICIES - (Continued)

K. Prepaid Items

Prepayments made to vendors for services that will benefit future periods beyond December 31, 2019 are recorded as prepaid items using the consumption method by recording a current asset for the prepaid amount and reflecting the expenditure/expense in the year in which it was consumed.

L. Accrued Liabilities and Long-Term Obligations

All payables, accrued liabilities and long-term obligations are reported in the government-wide financial statements, and all payables, accrued liabilities and long-term obligations payable from proprietary funds are reported on the proprietary fund financial statements.

In general, governmental fund payables and accrued liabilities that, once incurred, are paid in a timely manner and in full from current financial resources are reported as obligations of the funds. However, claims and judgments and compensated absences that will be paid from governmental funds are reported as a liability in the fund financial statements only to the extent that they are due for payment during the current year. Net pension/OPEB liability should be recognized in the governmental funds to the extent that benefit payments are due and payable and the pension/OPEB plan's fiduciary net position is not sufficient for payment of those benefits.

M. Fund Balance

Fund balance is divided into five classifications based primarily on the extent to which the City is bound to observe constraints imposed upon the use of the resources in the governmental funds. The classifications are as follows:

Nonspendable - The nonspendable fund balance classification includes amounts that cannot be spent because they are not in spendable form or legally required to be maintained intact. The "not in spendable form" criterion includes items that are not expected to be converted to cash.

Restricted - Fund balance is reported as restricted when constraints are placed on the use of resources that are either externally imposed by creditors (such as through debt covenants), grantors, contributors, or laws or regulations of other governments, or imposed by law through constitutional provisions or enabling legislation.

Committed - The committed fund balance classification includes amounts that can be used only for the specific purposes imposed by a formal action (ordinance) of City Council (the highest level of decision making authority). Those committed amounts cannot be used for any other purpose unless City Council removes or changes the specified use by taking the same type of action (ordinance) it employed to previously commit those amounts. Committed fund balance also incorporates contractual obligations to the extent that existing resources in the fund have been specifically committed for use in satisfying those contractual requirements.

Assigned - Amounts in the assigned fund balance classification are intended to be used by the City for specific purposes but do not meet the criteria to be classified as restricted nor committed. In governmental funds other than the general fund, assigned fund balance represents the remaining amount that is not restricted or committed. In the general fund, assigned amounts represent intended uses established by Ordinance of City Council, which includes giving the Finance Director the authority to constrain monies for intended purposes.

CITY OF STEUBENVILLE, OHIO

NOTES TO THE BASIC FINANCIAL STATEMENTS
FOR THE YEAR ENDED DECEMBER 31, 2019

NOTE 2 - SUMMARY OF SIGNIFICANT ACCOUNTING POLICIES - (Continued)

Unassigned - Unassigned fund balance is the residual classification for the general fund and includes all spendable amounts not contained in the other classifications. In other governmental funds, the unassigned classification is only used to report a deficit fund balance resulting from overspending for specific purposes for which amounts had been restricted, committed, or assigned.

The City applies restricted resources first when expenditures are incurred for purposes for which restricted and unrestricted (committed, assigned, and unassigned) fund balance is available. Similarly, within unrestricted fund balance, committed amounts are reduced first followed by assigned, and then unassigned amounts when expenditures are incurred for purposes for which amounts in any of the unrestricted fund balance classifications could be used.

N. Extraordinary and Special Items

Extraordinary items are transactions or events that are both unusual in nature and infrequent in occurrence. Special items are transactions or events that are within the control of Council and that are either unusual in nature or infrequent in occurrence. The City had no extraordinary or special items during 2019.

O. Estimates

The preparation of the financial statements in conformity with GAAP requires management to make estimates and assumptions that affect the amounts reported in the financial statements and accompanying notes. Actual results may differ from those estimates.

P. Interfund Activity

Transfers between governmental and business-type activities on the governmental-wide statements are reported in the same manner as general revenues.

Exchange transactions between funds are reported as revenues in the seller funds and as expenditures/expenses in the purchaser funds. Flows of cash or goods from one fund to another without a requirement for repayment are reported as interfund transfers. Interfund transfers are reported as other financing sources/uses in governmental funds and after non-operating revenues/expense in proprietary funds. Repayments from funds responsible for particular expenditures/expenses to the funds that initially paid for them are not presented on the financial statements. The City had no interfund activity during 2019.

Q. Net Position

Net position represents the difference between assets and deferred outflows and liabilities and deferred inflows. The net position component "net investment in capital assets," consists of capital assets, net of accumulated depreciation, reduced by the outstanding balances of any borrowing used for the acquisition, construction or improvement of those assets. Deferred outflows of resources and deferred inflows of resources that are attributable to the acquisition, construction or improvement of those assets or related debt also should be included in this component of net position. Net position is reported as restricted when there are limitations imposed on its use either through the enabling legislation adopted by the City or through external restrictions imposed by creditors, grantors or laws or regulations of other governments. Restricted net position for other purposes consists primarily of monies restricted for special assessments and mentoring programs.

CITY OF STEUBENVILLE, OHIO

NOTES TO THE BASIC FINANCIAL STATEMENTS
FOR THE YEAR ENDED DECEMBER 31, 2019

NOTE 2 - SUMMARY OF SIGNIFICANT ACCOUNTING POLICIES - (Continued)

The City applies restricted resources first when an expense is incurred for purposes for which both restricted and unrestricted net position is available.

R. Operating Revenues and Expenses

Operating revenues are those revenues that are generated directly from the primary activity of the proprietary funds. For the City, these revenues are charges for services for the water, sewer and refuse enterprise funds and charges for services to other departments for the self-insurance internal service fund. Operating expenses are necessary costs incurred to provide the good or service that are the primary activity of the fund. All revenues and expenses not meeting these descriptions are reported as nonoperating revenues and expenses.

S. Unamortized Bond Premiums

Bond premiums are amortized over the term of the bonds using the straight-line method. Bond premiums are presented as an addition to the face amount of the bonds.

On the fund financial statements, bond premiums are recognized in the current period. The reconciliation between the bond's face value and the amount reported on the statement of net position is presented in Note 10.

T. Interfund Balances

On fund financial statements, receivables and payables resulting from short-term interfund loans are classified as "interfund loans receivable/payable". Receivables and payables for services provided by one fund to another fund are classified as "due to/from other funds." These amounts are eliminated in the governmental and business-type activities columns of the statement of net position, except for any net residual amounts due between governmental and business-type activities, which are presented as internal balances. The City had no interfund balances at December 31, 2019.

U. Restricted Assets

Assets are reported as restricted when limitations on their use change the nature or normal understanding of the availability of the asset. Such constraints are either externally imposed by creditors, contributors, grantors or laws of other governments, or are imposed by law through constitutional provisions or enabling legislation.

Certain resources set aside for the payment of landfill closure and post-closure costs are classified as restricted assets on the financial statements because their use is limited by a legal settlement.

V. Pensions/Other Postemployment Benefits (OPEB)

For purposes of measuring the net pension/OPEB liability/asset, deferred outflows of resources and deferred inflows of resources related pensions/OPEB, and pension/OPEB expense, information about the fiduciary net position of the pension/OPEB plans and additions to/deductions from their fiduciary net position have been determined on the same basis as they are reported by the pension/OPEB plan. For this purpose, benefit payments (including refunds of employee contributions) are recognized when due and payable in accordance with the benefit terms. The pension/OPEB plans report investments at fair value.

CITY OF STEUBENVILLE, OHIO

NOTES TO THE BASIC FINANCIAL STATEMENTS FOR THE YEAR ENDED DECEMBER 31, 2019

NOTE 2 - SUMMARY OF SIGNIFICANT ACCOUNTING POLICIES - (Continued)

W. Contributions of Capital

Contributions of capital in proprietary fund financial statements arise from outside contributions of capital assets or from grants or outside contributions of resources restricted to capital acquisition and construction and from contributions from governmental funds. During 2019, the water fund received \$1,203,627 in contributions of capital.

X. Fair Value Measurements

The City categorizes its fair value measurements within the fair value hierarchy established by generally accepted accounting principles. The hierarchy is based on the valuation inputs used to measure the fair value of the asset. Level 1 inputs are quoted prices in active markets for identical assets; Level 2 inputs are significant other observable inputs; Level 3 inputs are significant unobservable inputs.

NOTE 3 - ACCOUNTABILITY AND COMPLIANCE

Change in Accounting Principles/Restatement of Net Position

For 2019, the City has implemented GASB Statement No. 83, "Certain Asset Retirement Obligations", GASB Statement No. 84, "Fiduciary Activities", GASB Statement No. 88, "Certain Disclosures Related to Debt, Including Direct Borrowings and Direct Placements" and GASB Statement No. 90, "Majority Equity Interests - an amendment to GASB Statements No. 14 and No. 61".

GASB Statement No. 83 addresses accounting and financial reporting for certain asset retirement obligations (AROs). An ARO is a legally enforceable liability associated with the retirement of a tangible capital asset. A government that has legal obligations to perform future asset retirement activities related to its tangible capital assets should recognize a liability. The implementation of GASB Statement No. 83 did not have an effect on the financial statements of the City.

GASB Statement No. 84 establishes specific criteria for identifying activities that should be reported as fiduciary activities and clarifies whether and how business-type activities should report their fiduciary activities. Due to the implementation of GASB Statement No. 84, the City will no longer be reporting agency funds. The City reviewed its agency funds and a certain fund will be reported in the new fiduciary classification of custodial fund, while other funds have been reclassified as governmental or proprietary funds. These fund reclassifications resulted in the restatement of the City's financial statements.

GASB Statement No. 88 improves the information that is disclosed in notes to the basic financial statements related to debt, including direct borrowings and direct placements. It also clarifies which liabilities governments should include when disclosing information related to debt. The implementation of GASB Statement No. 88 did not have an effect on the financial statements of the City; however, certain note disclosures in Note 10 have been modified to conform to the new requirements.

GASB Statement No. 90 improves the consistency and comparability of reporting a government's majority equity interest in a legally separate organization and improve the relevance of financial statement information for certain component units. It defines a majority equity interest and specifies that a majority equity interest in a legally separate organization should be reported as an investment if a government's holding of the equity interest meets the definition of an investment. The implementation of GASB Statement No. 90 did not have an effect on the financial statements of the City.

CITY OF STEUBENVILLE, OHIO

NOTES TO THE BASIC FINANCIAL STATEMENTS
FOR THE YEAR ENDED DECEMBER 31, 2019

NOTE 3 - ACCOUNTABILITY AND COMPLIANCE - (Continued)

The implementation of GASB Statement No. 84 had the following effect on fund balance as reported at December 31, 2018:

	<u>General</u>	<u>.7% City Income Tax Street Improvement</u>	<u>Other Governmental Funds</u>	<u>Total Governmental Funds</u>
Fund Balance as previously reported	\$ 5,276,939	\$ 1,770,978	\$ 3,383,801	\$ 10,431,718
GASB Statement No. 84	<u>-</u>	<u>-</u>	<u>32,175</u>	<u>32,175</u>
Restated Fund Balance, at December 31, 2018	<u>\$ 5,276,939</u>	<u>\$ 1,770,978</u>	<u>\$ 3,415,976</u>	<u>\$ 10,463,893</u>

The implementation of the GASB Statement No. 84 pronouncement had the following effect on the net position as reported at December 31, 2018:

	<u>Governmental Activities</u>
Net position as previously reported	\$ 16,312,216
GASB Statement No. 84	<u>32,175</u>
Restated net position at December 31, 2018	<u>\$ 16,344,391</u>

The implementation of the GASB Statement No. 84 pronouncement had the following effect on the cash and cash equivalents in the enterprise funds as reported at December 31, 2018:

	<u>Water Fund</u>	<u>Sewer Fund</u>	<u>Refuse Fund</u>	<u>Total Enterprise Funds</u>
Cash and cash equivalents as previously reported	\$ 2,714,057	\$ 4,148,975	\$ 4,523,849	\$ 11,386,881
GASB Statement No. 84	<u>120,588</u>	<u>120,588</u>	<u>120,588</u>	<u>361,764</u>
Restated cash and cash equivalents at December 31, 2018	<u>\$ 2,834,645</u>	<u>\$ 4,269,563</u>	<u>\$ 4,644,437</u>	<u>\$ 11,748,645</u>

CITY OF STEUBENVILLE, OHIO

NOTES TO THE BASIC FINANCIAL STATEMENTS
FOR THE YEAR ENDED DECEMBER 31, 2019

NOTE 3 - ACCOUNTABILITY AND COMPLIANCE - (Continued)

Due to the implementation of GASB Statement No. 84, the new classification of custodial funds is reporting a beginning net position of \$0. Also, related to the implementation of GASB Statement No. 84, the City will no longer be reporting agency funds. At December 31, 2018, agency funds reported assets and liabilities of \$423,839.

NOTE 4 - DEPOSITS AND INVESTMENTS

State statutes classify monies held by the City into three categories.

Active deposits are public deposits necessary to meet current demands on the treasury. Such monies must be maintained either as cash in the City treasury, in commercial accounts payable or withdrawable on demand, including negotiable order of withdrawal (NOW) accounts, or in money market deposit accounts.

Inactive deposits are public deposits that the City Council has identified as not required for use within the current five-year period of designation of depositories. Inactive deposits must either be evidenced by certificates of deposit maturing not later than the end of the current period of designation of depositories, or by savings or deposit accounts including, but not limited to, passbook accounts.

Interim deposits are deposits of interim monies. Interim monies are those monies which are not needed for immediate use, but which will be needed before the end of the current period of designation of depositories.

Interim deposits must be evidenced by time certificates of deposit maturing not more than one year from the date of deposit or by savings or deposit accounts including passbook accounts.

Interim monies may be deposited or invested in the following securities:

1. United States Treasury Notes, Bills, Bonds, or any other obligation or security issued by the United States Treasury or any other obligation guaranteed as to principal and interest by the United States;
2. Bonds, notes, debentures, or any other obligations or securities issued by any federal government agency or instrumentality, including, but not limited to, the Federal National Mortgage Association, Federal Home Loan Bank, Federal Farm Credit Bank, Federal Home Loan Mortgage Corporation, and Government National Mortgage Association. All federal agency securities shall be direct issuances of federal government agencies or instrumentalities;
3. Written repurchase agreements in the securities listed above provided that the market value of the securities subject to the repurchase agreement must exceed the principal value of the agreement by at least two percent and be marked to market daily, and that the term of the agreement must not exceed thirty days;
4. Bonds and other obligations of the State of Ohio, and with certain limitations including a requirement for maturity within ten years from the date of settlement, bonds and other obligations of political subdivisions of the State of Ohio, if training requirements have been met;
5. Time certificates of deposit or savings or deposit accounts including, but not limited to, passbook accounts;

CITY OF STEUBENVILLE, OHIO

**NOTES TO THE BASIC FINANCIAL STATEMENTS
FOR THE YEAR ENDED DECEMBER 31, 2019**

NOTE 4 - DEPOSITS AND INVESTMENTS - (Continued)

6. No-load money market mutual funds consisting exclusively of obligations described in items (1) or (2) above and repurchase agreements secured by such obligations, provided that investments in securities described in this division are made only through eligible institutions;
7. The State Treasurer's investment pool, the State Treasury Asset Reserve of Ohio (STAR Ohio); and,
8. Certain bankers' acceptances (for a period not to exceed one hundred eighty days) and commercial paper notes (for a period not to exceed two hundred seventy days) in an amount not to exceed 40 percent of the interim monies available for investment at any one time if training requirements have been met.

The City may also invest any monies not required to be used for a period of six months or more in the following:

1. Bonds of the State of Ohio;
2. Bonds of any municipal corporation, village, county, township, or other political subdivision of this State, as to which there is no default of principal interest, or coupons; and,
3. Obligations of the City.

Protection of the deposits is provided by the Federal Deposit Insurance Corporation (FDIC), by eligible securities pledged by the financial institution as security for repayment, or by the financial institutions participation in the Ohio Pooled Collateral System (OPCS), a collateral pool of eligible securities deposited with a qualified trustee and pledged to the Treasurer of State to secure the repayment of all public monies deposited in the financial institution.

Investments in stripped principal or interest obligations, reverse repurchase agreements and derivatives are prohibited. The issuance of taxable notes for the purpose of arbitrage, the use of leverage and short selling are also prohibited. Excepted as noted above, an investment must mature within five years from the date of purchase unless matched to a specific obligation or debt of the City, and must be purchased with the expectation that it will be held to maturity. Investments may only be made through specified dealers and institutions. Payment for investments may be made only upon delivery of the securities representing the investments to the Finance Director or, if the securities are not represented by a certificate, upon receipt of confirmation of transfer from the custodian.

A. Cash in Segregated Accounts

At year end, the City had \$7,761 deposited with a financial institution for monies related to the Municipal Court which is reported as a custodial fund. The entire balance is covered by the FDIC. The amount is not included in the City's depository balance below.

B. Deposits with Financial Institutions

At December 31, 2019, the carrying amount of all City deposits was \$20,717,487 and the bank balance of all City deposits was \$20,436,616. Of the bank balance, \$15,638,695 was covered by the FDIC and \$4,797,921 was covered by the Ohio Pooled Collateral System (OPCS).

CITY OF STEUBENVILLE, OHIO

NOTES TO THE BASIC FINANCIAL STATEMENTS
FOR THE YEAR ENDED DECEMBER 31, 2019

NOTE 4 - DEPOSITS AND INVESTMENTS - (Continued)

Custodial credit risk is the risk that, in the event of bank failure, the City will not be able to recover deposits or collateral securities that are in the possession of an outside party. The City has no deposit policy for custodial credit risk beyond the requirements of State statute. Ohio law requires that deposits either be insured or protected by (1) eligible securities pledged to the City’s and deposited with a qualified trustee by the financial institution as security for repayment whose market value at all times shall be at least 105 percent of the deposits being secured, or (2) participation in the OPCS, a collateral pool of eligible securities deposited with a qualified trustee and pledged to the Treasurer of State to secure the repayment of all public monies deposited in the financial institution. OPCS requires the total market value of the securities pledged to be 102 percent of the deposits being secured or a rate set by the Treasurer of State. For 2019, the City’s financial institutions were approved for a reduced collateral rate of 50 percent through the OPCS. Although all statutory requirements for the deposit of money had been followed, noncompliance with Federal requirements could potentially subject the City to a successful claim by the FDIC.

C. Investments

As of December 31, 2019, the City had the following investments and maturities:

<u>Measurement/ Investment type</u>	<u>Measurement Amount</u>	<u>Investment Maturity 6 months or less</u>
<i>Fair value:</i>		
U.S. Government money market	<u>\$ 3,989,290</u>	<u>\$ 3,989,290</u>
Total	<u>\$ 3,989,290</u>	<u>\$ 3,989,290</u>

The City’s investments in the U.S. Government money market are valued using quoted market prices in active markets (Level 1 inputs).

Interest Rate Risk: The Ohio Revised Code generally limits security purchases to those that mature within five years of the settlement date. Interest rate risk arises because potential purchasers of debt securities will not agree to pay face value for those securities if interest rates subsequently increase. The City’s investment policy addresses interest rate risk by requiring the consideration of market conditions and cash flow requirements in determining the term of an investment.

Credit Risk: The U.S. government money market was rated AAAM by Standard & Poor’s and Aaa-mf by Moody’s. The City’s investment policy does not specifically address credit risk beyond requiring the City to only invest in securities authorized by State Statute.

CITY OF STEUBENVILLE, OHIO

NOTES TO THE BASIC FINANCIAL STATEMENTS
FOR THE YEAR ENDED DECEMBER 31, 2019

NOTE 4 - DEPOSITS AND INVESTMENTS - (Continued)

Concentration of Credit Risk: The City places no limit on the amount that may be invested in any one issuer. The following table includes the percentage of investment type held by the City at December 31, 2019:

<u>Investment type</u>	Measurement	
	Value	% to total
U.S. Government money market	\$ 3,989,290	100.00
Total	<u>\$ 3,989,290</u>	<u>100.00</u>

D. Reconciliation of Cash and Cash Equivalents to the Statement of Net Position

The following is a reconciliation of cash as reported in the note above to cash as reported on the statement of net position as of December 31, 2019:

<u>Cash and cash equivalents per note</u>	
Carrying amount of deposits	\$ 20,717,487
Investments	3,989,290
Cash in segregated accounts	<u>7,761</u>
Total	<u>\$ 24,714,538</u>
<u>Cash and cash equivalents per statement of net position</u>	
Governmental activities	\$ 11,546,216
Business type activities	13,160,561
Custodial funds	<u>7,761</u>
Total	<u>\$ 24,714,538</u>

NOTE 5 - TAXES

A. Property Taxes

Property taxes include amounts levied against all real and public utility property located in the City. Taxes collected from real property taxes (other than public utility) in one calendar year are levied in the preceding calendar year on the assessed value as of January 1 of that preceding year, the lien date. Assessed values are established by the County Auditor at 35 percent of appraised market value. All property is required to be revaluated every six years. Real property taxes are payable annually or semi-annually. If paid annually, payment is due December 31; if paid semi-annually, the first payment is due December 31, with the remainder payable by June 20. Under certain circumstances, State statute permits later payment dates to be established.

CITY OF STEUBENVILLE, OHIO

NOTES TO THE BASIC FINANCIAL STATEMENTS
FOR THE YEAR ENDED DECEMBER 31, 2019

NOTE 5 - TAXES - (Continued)

Public utility real and tangible personal property taxes collected in one calendar year are levied in the preceding calendar year on assessed values determined as of December 31 of the second year preceding the tax collection year, the lien date. Public utility tangible personal property is assessed at varying percentages of true value; public utility real property is assessed at 35 percent of true value. 2019 public utility property taxes became a lien December 31, 2018, are levied after October 1, 2019, and are collected in 2020 with real property taxes. Public utility property taxes are payable on the same dates as real property taxes described previously.

The County Treasurer collects property taxes on behalf of all taxing districts in the County, including the City of Steubenville. The County Auditor periodically remits to the City its portion of the taxes collected. Property taxes receivable represents real property taxes, public utility taxes, delinquent tangible personal property taxes and other outstanding delinquencies which are measurable as of December 31, 2019 and for which there is an enforceable legal claim. In the governmental funds, the current portion receivable has been offset by a deferred inflow since the current taxes were not levied to finance 2019 operations and the collection of delinquent taxes has been offset by deferred inflow since the collection of the taxes during the available period is not subject to reasonable estimation. On a full accrual basis, collectible delinquent property taxes have been recorded as a receivable and revenue while on a modified accrual basis the revenue is a deferred inflow.

The full tax rate for all City operations for the year ended December 31, 2019 was \$8.20 per \$1,000 of assessed value. The assessed values of real and public utility property upon which 2019 property tax receipts were based are as follows:

<u>Real property</u>	
Residential/agricultural	\$ 155,380,650
Commercial/industrial/mineral	70,074,160
<u>Public utility</u>	
Real	47,830
Personal	<u>22,653,730</u>
Total assessed value	<u>\$ 248,156,370</u>

B. Municipal Income Tax

The City's municipal income tax of 2.0 percent is levied on gross salaries, wages and other personal service compensation earned by residents both in and out of the City and on the earnings of nonresidents (except certain transients) earned in the City. This tax also applies to net income of business organizations within the City. Residents of the City are allowed a credit for all income taxes paid to other municipalities up to 100% of the City's current rate.

Employers within the City are required to withhold income tax on employee earnings and remit the tax to the Regional Income Tax Agency (RITA) at least monthly. Corporations and other individual taxpayers are required to pay their estimated tax at least quarterly and file a final return annually. The income tax is collected by RITA and remitted to the City twice per month.

Municipal income taxes are allocated by City ordinance as follows: 100% of the original one percent of the City income tax is for the general fund; .7% of the second one percent is allocated in various amounts to the general, street improvement, equipment and recreation funds; and .3% of this second one percent is allocated in various amounts to the general and street improvement funds.

CITY OF STEUBENVILLE, OHIO

**NOTES TO THE BASIC FINANCIAL STATEMENTS
FOR THE YEAR ENDED DECEMBER 31, 2019**

NOTE 6 - RECEIVABLES

Receivables at December 31, 2019 consisted of taxes, accounts (billings for user charged services), intergovernmental receivables arising from grants, entitlements, royalties and special assessments. Receivables have been recorded to the extent that they are measurable at December 31, 2019.

A summary of the items of receivables reported on the statement of net position follows:

Governmental activities:

Income taxes	\$	2,340,826
Property and other taxes		1,702,462
Accounts		260,117
Special assessments		35,820
Due from other governments		2,522,831

Business-type activities:

Accounts		1,373,910
Due from other governments		260,454
Royalties		38,811

Receivables have been disaggregated on the face of the financial statements. All receivables are expected to be collected within the subsequent year, with the exception of special assessments which will be collected over the life of the assessment.

THIS SPACE INTENTIONALLY LEFT BLANK

CITY OF STEUBENVILLE, OHIO

NOTES TO THE BASIC FINANCIAL STATEMENTS
FOR THE YEAR ENDED DECEMBER 31, 2019

NOTE 7 - CAPITAL ASSETS

Capital asset activity for the year ended December 31, 2019, was as follows:

<u>Governmental activities:</u>	<u>Balance</u> <u>12/31/18</u>	<u>Additions</u>	<u>Disposals</u>	<u>Balance</u> <u>12/31/19</u>
<i>Capital assets, not being depreciated:</i>				
Land	\$ 793,014	\$ 61,434	\$ -	\$ 854,448
Construction in progress	<u>687,288</u>	<u>2,532,838</u>	<u>(2,930,185)</u>	<u>289,941</u>
Total capital assets, not being depreciated	<u>1,480,302</u>	<u>2,594,272</u>	<u>(2,930,185)</u>	<u>1,144,389</u>
<i>Capital assets, being depreciated:</i>				
Buildings	7,926,176	-	-	7,926,176
Improvements	6,581,855	515,641	(67,467)	7,030,029
Equipment	2,162,456	16,460	(12,250)	2,166,666
Vehicles	4,871,059	86,734	(41,448)	4,916,345
Infrastructure	<u>57,976,031</u>	<u>3,484,994</u>	<u>-</u>	<u>61,461,025</u>
Total capital assets, being depreciated	<u>79,517,577</u>	<u>4,103,829</u>	<u>(121,165)</u>	<u>83,500,241</u>
<i>Less: accumulated depreciation:</i>				
Buildings	(2,634,229)	(153,608)	-	(2,787,837)
Improvements	(3,654,543)	(311,478)	18,949	(3,947,072)
Equipment	(1,565,333)	(159,841)	10,004	(1,715,170)
Vehicles	(3,876,855)	(316,478)	41,448	(4,151,885)
Infrastructure	<u>(33,287,650)</u>	<u>(1,921,888)</u>	<u>-</u>	<u>(35,209,538)</u>
Total accumulated depreciation	<u>(45,018,610)</u>	<u>(2,863,293)</u>	<u>70,401</u>	<u>(47,811,502)</u>
Total capital assets, being depreciated, net	<u>34,498,967</u>	<u>1,240,536</u>	<u>(50,764)</u>	<u>35,688,739</u>
Governmental activities capital assets, net	<u>\$ 35,979,269</u>	<u>\$ 3,834,808</u>	<u>\$ (2,980,949)</u>	<u>\$ 36,833,128</u>

CITY OF STEUBENVILLE, OHIO

NOTES TO THE BASIC FINANCIAL STATEMENTS
FOR THE YEAR ENDED DECEMBER 31, 2019

NOTE 7 - CAPITAL ASSETS - (Continued)

<u>Business-type activities:</u>	<u>Balance</u> <u>12/31/18</u>	<u>Additions</u>	<u>Disposals</u>	<u>Balance</u> <u>12/31/19</u>
<i>Capital assets, not being depreciated:</i>				
Land	\$ 66,000	\$ -	\$ -	\$ 66,000
Construction in progress	<u>276,392</u>	<u>2,826,676</u>	<u>-</u>	<u>3,103,068</u>
Total capital assets, not being depreciated	<u>342,392</u>	<u>2,826,676</u>	<u>-</u>	<u>3,169,068</u>
<i>Capital assets, being depreciated:</i>				
Buildings	37,898,452	-	-	37,898,452
Improvements	5,100,893	89,221	-	5,190,114
Equipment	2,728,382	401,212	(185,337)	2,944,257
Vehicles	3,423,799	110,104	-	3,533,903
Infrastructure	<u>35,605,338</u>	<u>422,871</u>	<u>-</u>	<u>36,028,209</u>
Total capital assets, being depreciated	<u>84,756,864</u>	<u>1,023,408</u>	<u>(185,337)</u>	<u>85,594,935</u>
<i>Less: accumulated depreciation:</i>				
Buildings	(12,522,165)	(717,296)	-	(13,239,461)
Improvements	(685,387)	(107,822)	-	(793,209)
Equipment	(1,084,883)	(201,900)	140,547	(1,146,236)
Vehicles	(2,227,848)	(314,345)	-	(2,542,193)
Infrastructure	<u>(7,664,102)</u>	<u>(817,112)</u>	<u>-</u>	<u>(8,481,214)</u>
Total accumulated depreciation	<u>(24,184,385)</u>	<u>(2,158,475)</u>	<u>140,547</u>	<u>(26,202,313)</u>
Total capital assets, being depreciated, net	<u>60,572,479</u>	<u>(1,135,067)</u>	<u>(44,790)</u>	<u>59,392,622</u>
Business-type activities capital assets, net	<u>\$ 60,914,871</u>	<u>\$ 1,691,609</u>	<u>\$ (44,790)</u>	<u>\$ 62,561,690</u>

Depreciation expense was charged to functions/programs of the City as follows:

Governmental activities:

General government	\$ 192,111
Security of persons and property	277,469
Transportation	2,044,198
Community environment	10,253
Leisure time activity	<u>339,262</u>
Total depreciation expense - governmental activities	<u>\$ 2,863,293</u>

CITY OF STEUBENVILLE, OHIO

NOTES TO THE BASIC FINANCIAL STATEMENTS
FOR THE YEAR ENDED DECEMBER 31, 2019

NOTE 7 - CAPITAL ASSETS - (Continued)

Business-type activities:

Water	\$ 1,156,858
Sewer	789,705
Refuse	<u>211,912</u>
Total depreciation expense - business-type activities	<u>\$ 2,158,475</u>

NOTE 8 - OTHER EMPLOYEE BENEFITS

Compensated Absences

Vacation - Employees earn vacation leave at varying rates based upon length of service. Vacation earned in any one year must be used within the following year with no carryover. At time of separation employees are entitled to any earned and unused vacation leave.

Sick leave - Sick leave is accrued according to contracts. Members of AFSCME, police and non-union personnel are credited with 120 hours at the beginning of each year and fire department personnel are credited with 168 hours. There is no limit to the amount employees can accumulate during their service time with the City. Upon termination, an employee with less than 10 years is entitled to 25% of accumulated sick hours. An employee with 10 years or more is entitled to 50% of accumulated sick hours. For AFSCME union members and non-union personnel there is a limit of 2,000 hours of accumulated sick hours that can be paid; police and fire personnel have no limit that can be paid.

NOTE 9 - LEASES

In prior years, the City entered into capitalized lease agreements for an excavator and a van mounted sewer camera system. The leases for the excavator and van mounted sewer camera system are recorded in the business-type activities. These lease agreements meet the criteria of a capital lease as defined by generally accepted accounting principles, which defines a capital lease generally as one which transfers benefits and risks of ownership to the lessee. These expenditures are reported as function expenditures on the budgetary schedules.

For the excavator and associated equipment, capital assets consisting of equipment and vehicles have been capitalized in the statement of net position in the amount of \$103,267. This amount represents the present value of the minimum lease payments at the time of acquisition. Accumulated depreciation as of December 31, 2019 was \$21,821, leaving a current book value of \$81,446. A corresponding liability was recorded in the statement of net position. Principal payments on the lease totaled \$14,587 paid by the water fund during 2019.

For the van mounted sewer camera system, capital assets consisting of vehicles have been capitalized in the statement of net position in the amount of \$210,087. This amount represents the present value of the minimum lease payments at the time of acquisition. Accumulated depreciation as of December 31, 2019 was \$156,792, leaving a current book value of \$53,295. A corresponding liability was recorded in the statement of net position. Principal payments in 2019 totaled \$43,114 paid by the sewer fund.

CITY OF STEUBENVILLE, OHIO

NOTES TO THE BASIC FINANCIAL STATEMENTS
FOR THE YEAR ENDED DECEMBER 31, 2019

NOTE 9 - LEASES - (Continued)

The following is a schedule of the future long-term minimum lease payments required under the capital lease and the present value of the minimum lease payments as of December 31, 2019:

Year Ended <u>December 31,</u>	<u>Business-type Activities</u> Excavator <u>Amount</u>
2020	\$ 15,833
2021	<u>15,832</u>
Total	31,665
Less: amount representing interest	<u>(1,268)</u>
Present value of net minimum lease payments	<u><u>\$ 30,397</u></u>

THIS SPACE INTENTIONALLY LEFT BLANK

CITY OF STEUBENVILLE, OHIO

NOTES TO THE BASIC FINANCIAL STATEMENTS
FOR THE YEAR ENDED DECEMBER 31, 2019

NOTE 10 - LONG-TERM OBLIGATIONS

A. During 2019, the following changes occurred in the City's governmental activities long-term obligations:

	<u>Interest Rate</u>	<u>Balance 12/31/18</u>	<u>Additions</u>	<u>Reductions</u>	<u>Balance 12/31/19</u>	<u>Due Within One Year</u>
<u>Governmental activities:</u>						
<u>Loans:</u>						
Sunset Blvd (ODOT) - direct borrowing	3.00%	\$ 417,548	\$ -	\$ (54,038)	\$ 363,510	\$ 55,809
Total loans		<u>417,548</u>	<u>-</u>	<u>(54,038)</u>	<u>363,510</u>	<u>55,809</u>
<u>General obligation bonds:</u>						
Current interest bonds - series 2010	2%-5%	2,880,000	-	-	2,880,000	-
Capital appreciation bonds - series 2010		38,609	-	(20,920)	17,689	17,689
Accreted interest - series 2010		109,641	27,078	(74,080)	62,639	62,639
Current interest bonds - series 2014	1%-4%	920,000	-	(20,000)	900,000	20,000
Total general obligation bonds		<u>3,948,250</u>	<u>27,078</u>	<u>(115,000)</u>	<u>3,860,328</u>	<u>100,328</u>
<u>Other long-term liabilities:</u>						
Police and fire pension liability		1,512,718	-	(65,123)	1,447,595	67,922
Net pension liability		15,112,832	6,251,075	-	21,363,907	-
Net OPEB liability		13,297,904	458,959	(9,616,706)	4,140,157	-
Compensated absences		1,323,419	59,947	(64,944)	1,318,422	79,385
Total other long-term liabilities		<u>31,246,873</u>	<u>6,769,981</u>	<u>(9,746,773)</u>	<u>28,270,081</u>	<u>147,307</u>
Total governmental activities long-term liabilities		<u>\$ 35,612,671</u>	<u>\$ 6,797,059</u>	<u>\$ (9,915,811)</u>	32,493,919	<u>\$ 303,444</u>
				Unamortized premium on bonds	<u>117,319</u>	
				Total on statement of net position	<u>\$ 32,611,238</u>	

ODOT loan - During 2000, the City obtained a loan through the Ohio Department of Transportation (ODOT) to fund the Sunset Boulevard widening project. This loan bears an interest rate of 3.00% and matures in 2025. The loan is paid from the .7% City income tax - street improvement fund. Payment is derived from income tax levies. This loan is a direct borrowing. The loan contains a provision that in an event of default, outstanding amounts become immediately due if the City is unable to make payment.

Police and fire pension liability - The police and fire pension obligation payable was entered into in 1973 with a total principal amount financed of \$2,574,594. These obligations payable were offered to assist governments throughout the State of Ohio to fund their unfunded pension costs associated with police and fire service. Payments are due in May and November of each year, with the final payment due in May 2035. This obligation is being repaid through the use of local property tax revenues in the general fund.

CITY OF STEUBENVILLE, OHIO

NOTES TO THE BASIC FINANCIAL STATEMENTS
FOR THE YEAR ENDED DECEMBER 31, 2019

NOTE 10 - LONG-TERM OBLIGATIONS - (Continued)

General obligation bonds - series 2010 - On November 17, 2010, the City issued general obligation bonds to retire the municipal building note, which provided funds for construction of a new municipal building. These bonds are general obligations of the City for which the full faith and credit of the City is pledged for repayment. Accordingly, such unmatured obligations of the City are accounted for on the statement of net position. Payments of principal and interest relating to this bond are recorded as expenditures in the general bond retirement fund, a nonmajor governmental fund.

This issue is comprised of both current interest bonds, par value \$3,405,000, and capital appreciation bonds, par value \$92,612. The interest rates on the current interest bonds range from 2.00% to 5.00%. The remaining capital appreciation bonds mature December 1, 2020 (approximate initial offering yield to maturity 4.31%) at a redemption price equal to 100% of the principal, plus accrued interest to the redemption date. The accreted value at maturity for the remaining capital appreciation bonds is \$95,000. A total of \$62,639 in accreted interest on the capital appreciation bonds has been included on the statement of net position at December 31, 2019.

Interest payments on the current interest bonds are due on June 1 and December 1 of each year. The final maturity stated in the issue is December 1, 2040.

General obligation bonds - series 2014 - On November 25, 2014, the City issued general obligation bonds, which provided funds for demolition of buildings and structures and related clearing and site preparation for urban redevelopment programs. These bonds are general obligations of the City for which the full faith and credit of the City is pledged for repayment. Accordingly, such unmatured obligations of the City are accounted for on the statement of net position. Payments of principal and interest relating to this bond are recorded as expenditures in the general fund.

This issue is comprised of both current interest bonds, par value \$1,000,000. The interest rates on the current interest bonds range from 1.00% to 4.00%.

Interest payments on the current interest bonds are due on June 1 and December 1 of each year. The final maturity stated in the issue is December 1, 2044.

The proceeds of the general obligation bonds - series 2014 were not used to purchase capital assets.

Net pension liability and net OPEB liability - See Notes 12 and 13 for details on the City's net pension liability and net OPEB liability, respectively. The net pension and net OPEB liabilities will be paid primarily from the general fund, the .7% City income tax - street improvement fund and the following nonmajor governmental fund: community development fund.

Compensated absences - Compensated absences for governmental activities will be paid from the fund in which the employee who has earned the leave is paid from, which, for the City, is primarily the general fund and .7% City income tax - street improvement fund and the following nonmajor governmental fund: community development fund.

CITY OF STEUBENVILLE, OHIO

NOTES TO THE BASIC FINANCIAL STATEMENTS
FOR THE YEAR ENDED DECEMBER 31, 2019

NOTE 10 - LONG-TERM OBLIGATIONS - (Continued)

B. The annual requirements amortize governmental activities long-term obligations outstanding as of December 31, 2019, are as follows:

Year Ended	Current Interest Bonds - series 2010			Capital Appreciation Bonds - series 2010		
	Principal	Interest	Total	Principal	Interest	Total
2020	\$ -	\$ 131,694	\$ 131,694	\$ 17,689	\$ 77,311	\$ 95,000
2021	95,000	131,693	226,693	-	-	-
2022	100,000	127,894	227,894	-	-	-
2023	100,000	123,894	223,894	-	-	-
2024	105,000	119,894	224,894	-	-	-
2025 - 2029	600,000	532,013	1,132,013	-	-	-
2030 - 2034	735,000	391,275	1,126,275	-	-	-
2035 - 2039	930,000	197,325	1,127,325	-	-	-
2040	215,000	10,750	225,750	-	-	-
Totals	<u>\$ 2,880,000</u>	<u>\$ 1,766,432</u>	<u>\$ 4,646,432</u>	<u>\$ 17,689</u>	<u>\$ 77,311</u>	<u>\$ 95,000</u>

Year Ended	Police and Fire Pension Liability			Current Interest Bonds - series 2014		
	Principal	Interest	Total	Principal	Interest	Total
2020	\$ 67,922	\$ 60,809	\$ 128,731	\$ 20,000	\$ 35,600	\$ 55,600
2021	70,838	57,891	128,729	25,000	35,200	60,200
2022	73,882	54,849	128,731	25,000	34,200	59,200
2023	77,054	51,675	128,729	25,000	33,200	58,200
2024	80,364	48,366	128,730	25,000	32,200	57,200
2025 - 2029	456,657	187,190	643,847	145,000	144,800	289,800
2030 - 2034	563,522	80,126	643,648	170,000	113,800	283,800
2035 - 2039	57,356	1,219	58,575	210,000	76,800	286,800
2040 - 2044	-	-	-	255,000	31,600	286,600
Totals	<u>\$ 1,447,595</u>	<u>\$ 542,125</u>	<u>\$ 1,989,720</u>	<u>\$ 900,000</u>	<u>\$ 537,400</u>	<u>\$ 1,437,400</u>

Year Ended	ODOT Loan - Direct Borrowing		
	Principal	Interest	Total
2020	\$ 55,809	\$ 11,365	\$ 67,174
2021	57,637	9,536	67,173
2022	59,526	7,647	67,173
2023	61,477	5,696	67,173
2024	63,491	3,682	67,173
2025	65,570	1,603	67,173
Totals	<u>\$ 363,510</u>	<u>\$ 39,529</u>	<u>\$ 403,039</u>

CITY OF STEUBENVILLE, OHIO

NOTES TO THE BASIC FINANCIAL STATEMENTS
FOR THE YEAR ENDED DECEMBER 31, 2019

NOTE 10 - LONG-TERM OBLIGATIONS - (Continued)

C. During 2019, the following changes occurred in the City's business-type activities long-term obligations:

	<u>Interest</u> <u>Rate</u>	<u>Balance</u> <u>12/31/18</u>	<u>Additions</u>	<u>Reductions</u>	<u>Balance</u> <u>12/31/19</u>	<u>Due Within</u> <u>One Year</u>
<u>Business-type activities:</u>						
<u>OWDA loans - direct borrowings:</u>						
Sewer - OWDA #3868	3.53%	\$ 85,254	\$ -	\$ (17,803)	\$ 67,451	\$ 18,436
Sewer - OWDA #4791	4.11%	8,747,867	-	(289,158)	8,458,709	301,165
Sewer - OWDA #6194	3.45%	3,576,908	-	(131,238)	3,445,670	135,805
Water - OWDA #3441	3.90%	2,128,503	-	(501,704)	1,626,799	521,462
Water - OWDA #5093	4.95%	3,458,258	-	(100,476)	3,357,782	105,512
Water - OWDA #3686	3.95%	1,385,151	-	(230,199)	1,154,952	239,382
Water - OWDA #4427	3.25%	11,810,865	-	(1,227,494)	10,583,371	1,267,712
Water - OWDA #8356	0.00%	-	827,382	-	827,382	-
Water - OWDA #8573	0.00%	-	973,251	-	973,251	-
Total OWDA loans		<u>31,192,806</u>	<u>1,800,633</u>	<u>(2,498,072)</u>	<u>30,495,367</u>	<u>2,589,474</u>
<u>OPWC loans - direct borrowings:</u>						
Water - OPWC #CU19S	0.00%	38,343	-	(2,191)	36,152	1,095
Water - OPWC #CN038	0.00%	52,120	-	(14,889)	37,231	7,444
Total OPWC loans		<u>90,463</u>	<u>-</u>	<u>(17,080)</u>	<u>73,383</u>	<u>8,539</u>
<u>Revenue bond - direct placement:</u>						
Sewer - wastewater utility bond	3.08%	462,000	-	(74,000)	388,000	75,000
Total revenue bonds		<u>462,000</u>	<u>-</u>	<u>(74,000)</u>	<u>388,000</u>	<u>75,000</u>
<u>General obligation bonds:</u>						
Water refunding bonds	2%-5%	481,500	-	(60,750)	420,750	63,000
Sewer refunding bonds	2%-5%	588,500	-	(74,250)	514,250	77,000
Water various purpose bonds	1%-4%	2,195,000	-	(145,000)	2,050,000	150,000
Sewer various purpose bonds	1%-4%	3,740,000	-	(90,000)	3,650,000	90,000
Total general obligations bonds		<u>7,005,000</u>	<u>-</u>	<u>(370,000)</u>	<u>6,635,000</u>	<u>380,000</u>
<u>Other long-term liabilities:</u>						
Compensated absences	n/a	195,261	12,166	(20,825)	186,602	11,546
Water - capital lease	n/a	44,984	-	(14,587)	30,397	14,991
Sewer - capital lease	n/a	43,114	-	(43,114)	-	-
Net pension liability	n/a	2,879,394	2,158,491	-	5,037,885	-
Net OPEB liability	n/a	1,965,230	371,973	-	2,337,203	-
Landfill closure/postclosure	n/a	1,951,597	85,570	(71,657)	1,965,510	81,000
Total other long-term liabilities		<u>7,079,580</u>	<u>2,628,200</u>	<u>(150,183)</u>	<u>9,557,597</u>	<u>107,537</u>
Total business-type long-term obligations		<u>\$ 45,829,849</u>	<u>\$ 4,428,833</u>	<u>\$ (3,109,335)</u>	47,149,347	<u>\$3,160,550</u>
					Unamortized premium on bonds	212,944
					Total on statement of net position	<u>\$ 47,362,291</u>

CITY OF STEUBENVILLE, OHIO

NOTES TO THE BASIC FINANCIAL STATEMENTS
FOR THE YEAR ENDED DECEMBER 31, 2019

NOTE 10 - LONG-TERM OBLIGATIONS - (Continued)

OWDA loans - The City has entered into debt financing arrangements through the Ohio Water Development Authority (OWDA) to fund water and sewer projects. The amounts due to the OWDA are payable from water and sewer revenues. The loan agreements function similar to a line-of-credit agreement. At December 31, 2019, the City has outstanding borrowings of \$30,495,367. The loan agreements require semi-annual payments based on the permissible borrowings rather than the actual amount loaned. Future annual debt service principal and interest requirements for the open loans, which have a total balance of \$1,800,633 at December 31, 2019, are not available.

The proceeds of OWDA loan #8356 were not used to purchase capital assets and therefore is excluded from the calculation of net investment in capital assets for the water fund.

OWDA loans are direct borrowings that have terms negotiated directly between the City and the OWDA and are not offered for public sale. In the event of default, the OWDA may declare the full amount of the then unpaid original loan amount to be immediately due and payable and/or require the City to pay any fines, penalties, interest, or late charges associated with the default.

The City has pledged future water revenues to repay OWDA loans. The loans are payable solely from water fund revenues and are payable through 2039. The total principal and interest remaining to be paid on the water OWDA loans is \$21,564,918. Annual principal and interest payments on the loans are expected to require 149.95 percent of net revenues and 26.48 percent of total revenues. Principal and interest paid for the current year were \$2,642,379, total net revenues were \$1,762,181 and total revenues were \$9,977,138.

The City has pledged future sewer revenues to repay OWDA loans. The loans are payable solely from sewer fund revenues and are payable through 2038. The total principal and interest remaining to be paid on the sewer OWDA loans is \$16,929,033. Annual principal and interest payments on the loans are expected to require 43.17 percent of net revenues and 16.74 percent of total revenues. Principal and interest paid for the current year were \$909,958, total net revenues were \$2,107,846 and total revenues were \$5,435,126.

OPWC loans - The City received loans from the Ohio Public Works Commission (OPWC) to fund improvements of the water plant. The payments on the loans are made from the water fund in semi-annual payments over 20 years through 2036. During 2019, the City made principal payments of \$17,080 on the water improvement OPWC loans. There is no interest on these loans.

OPWC loans are direct borrowings that have terms negotiated directly between the City and the OPWC and are not offered for public sale. In the event of default, the OPWC may declare the full amount of the then unpaid original loan amount to be immediately due and payable and/or require the City to pay any fines, penalties, interest, or late charges associated with the default.

General obligation bonds - series 2010 - On November 17, 2010, the City issued bonds to retire the 2005 water and sewer bonds. The 2010 bonds are general obligation bonds and are direct obligations of the City for which its full faith, credit and resources are pledged for repayment. The 2010 bond issue is comprised of \$927,000 in water bonds and \$1,133,000 in sewer bonds. The bonds will be retired with user charges in the water and sewer funds. The bonds bear interest rates ranging from 2.00% to 5.00% and mature on December 1, 2025.

CITY OF STEUBENVILLE, OHIO

NOTES TO THE BASIC FINANCIAL STATEMENTS
FOR THE YEAR ENDED DECEMBER 31, 2019

NOTE 10 - LONG-TERM OBLIGATIONS - (Continued)

General obligation bonds - series 2014 - On November 25, 2014, the City issued bonds to pay for the costs of water and sewer improvements. The 2014 bonds are general obligation bonds and are direct obligations of the City for which its full faith, credit and resources are pledged for repayment. The 2014 bond issue is comprised of \$2,765,000 in water bonds and \$4,065,000 in sewer bonds. The bonds will be retired with user charges in the water and sewer funds. The bonds bear interest rates ranging from 1.00% to 4.00% and mature on December 1, 2044. \$1,650,000 represents the balance of the water meter replacement bonds at December 31, 2019. This balance is not included in the calculation of net investment in capital assets because the items purchased were not capitalized. \$1,452,192 of the sewer bonds are unspent at December 31, 2019.

Wastewater utility revenue bonds - In 2014, the City issued \$748,000 in wastewater utility revenue bonds for the acquisition of a sludge press. These bonds are direct obligations of the City's sewer utility and the revenues derived from charges for sewer are pledged to repay this debt. These bonds mature on February 1, 2024. This bond is a direct placement.

The City has pledged future sewer customer revenues, net of specified operating expenses, to repay the 2014 wastewater utility revenue bonds. The 2014 wastewater utility revenue bonds are payable solely from sewer customer net revenues and are payable through 2024. The total principal and interest remaining to be paid on the 2014 water utility revenue bonds is \$417,873. Annual principal and interest payments on the bonds are expected to require 4.13 percent of net revenues and 1.60 percent of total revenues. Principal and interest paid for the current year were \$87,094, total net revenues were \$2,107,846 and total revenues were \$5,435,126.

Landfill closure/post-closure liability - See Note 15 for landfill information.

Capital lease obligation - Capital lease payments are made from the water and sewer funds. See Note 9 for lease details.

Compensated absences - Compensated absences for business-type activities will be paid from the water, sewer and refuse funds.

Net pension liability and net OPEB liability - See Notes 12 and 13 for details on the City's net pension liability and net OPEB liability, respectively. The net pension and net OPEB liabilities will be paid from the water, sewer and refuse funds.

CITY OF STEUBENVILLE, OHIO

NOTES TO THE BASIC FINANCIAL STATEMENTS
FOR THE YEAR ENDED DECEMBER 31, 2019

NOTE 10 - LONG-TERM OBLIGATIONS - (Continued)

D. The annual requirements amortize business-type activities long-term obligations outstanding as of December 31, 2019, are as follows:

Year Ended	OWDA Loans - Direct Borrowing			OPWC Loans - Direct Borrowing		
	Principal	Interest	Total	Principal	Interest	Total
2020	\$ 2,589,474	\$ 974,109	\$ 3,563,583	\$ 8,539	\$ -	\$ 8,539
2021	2,684,267	890,993	3,575,260	17,080	-	17,080
2022	2,782,584	804,805	3,587,389	17,089	-	17,089
2023	2,288,703	719,781	3,008,484	2,191	-	2,191
2024	2,219,202	645,305	2,864,507	2,191	-	2,191
2025 - 2029	7,429,296	2,259,073	9,688,369	10,955	-	10,955
2030 - 2034	4,433,381	1,317,504	5,750,885	10,955	-	10,955
2035 - 2039	4,267,827	387,014	4,654,841	4,383	-	4,383
Totals	<u>\$ 28,694,734</u>	<u>\$ 7,998,584</u>	<u>\$ 36,693,318</u>	<u>\$ 73,383</u>	<u>\$ -</u>	<u>\$ 73,383</u>

Year Ended	Water & Sewer Various Purpose Bonds			Wastewater Utility Revenue Bonds Direct Placement		
	Principal	Interest	Total	Principal	Interest	Total
2020	\$ 240,000	\$ 223,200	\$ 463,200	\$ 75,000	\$ 10,599	\$ 85,599
2021	240,000	218,400	458,400	76,000	8,266	84,266
2022	255,000	208,800	463,800	78,000	6,095	84,095
2023	265,000	198,600	463,600	79,000	3,681	82,681
2024	275,000	188,000	463,000	80,000	1,232	81,232
2025 - 2029	1,550,000	766,200	2,316,200	-	-	-
2030 - 2034	775,000	515,000	1,290,000	-	-	-
2035 - 2039	950,000	347,200	1,297,200	-	-	-
2040 - 2044	1,150,000	142,000	1,292,000	-	-	-
Totals	<u>\$ 5,700,000</u>	<u>\$ 2,807,400</u>	<u>\$ 8,507,400</u>	<u>\$ 388,000</u>	<u>\$ 29,873</u>	<u>\$ 417,873</u>

Year Ended	Water & Sewer Refunding Bonds		
Year Ended	Principal	Interest	Total
2020	\$ 140,000	\$ 37,400	\$ 177,400
2021	145,000	31,800	176,800
2022	155,000	26,000	181,000
2023	160,000	19,800	179,800
2024	165,000	13,400	178,400
2025	170,000	6,800	176,800
Totals	<u>\$ 935,000</u>	<u>\$ 135,200</u>	<u>\$ 1,070,200</u>

CITY OF STEUBENVILLE, OHIO

NOTES TO THE BASIC FINANCIAL STATEMENTS
FOR THE YEAR ENDED DECEMBER 31, 2019

NOTE 10 - LONG-TERM OBLIGATIONS - (Continued)

- E. The Ohio Revised Code provides that the net debt of a municipal corporation, whether or not approved by the electors, shall not exceed 10.5% of the total value of all property in the municipal corporation as listed and assessed for taxation. In addition, the unvoted net debt of municipal corporations cannot exceed 5.5% of the total taxation value of property. The assessed valuation used in determining the City’s legal debt margin has been modified by House Bill 530 which became effective March 30, 2006. In accordance with House Bill 530, the assessed valuation used in calculating the City’s legal debt margin calculation excludes tangible personal property used in business, telephone or telegraph property, interexchange telecommunications company property, and personal property owned or leased by a railroad company and used in railroad operations. The statutory limitations on debt are measured by a direct ratio of net debt to tax valuation and expressed in terms of a percentage. At December 31, 2019, the City’s total debt margin was \$22,538,378 and the unvoted debt margin was \$13,648,600.

NOTE 11 - RISK MANAGEMENT

A. Comprehensive

The City is exposed to various risks of loss related to torts; theft of, damage to, and destruction of assets; errors and omissions; injuries to employees; and natural disasters. The City contracts with Atlantic Specialty Insurance Company for all property, crime, liability, boiler and machinery, and public official liability. The City has transferred its risk of loss to the insurance carrier to the extent of the limits shown below.

<u>Type of Coverage</u>	<u>Deductible</u>	<u>Limits of Coverage</u>
Property	\$ 10,000	\$111,233,800
Employee dishonesty	1,000	100,000
Money and securities	1,000	25,000
Vehicle	2,000	1,000,000
General liabilities	5,000	1,000,000
Law enforcement	15,000	1,000,000
Public officials liability	15,000	1,000,000
Employment practices	15,000	1,000,000
Umbrella liability	10,000	3,000,000

B. Health Insurance

Beginning January 1, 2018, the City provides health care coverage through a self-insured program administered by Mutual Health Services. Coverage is provided for all full-time employees and certain eligible part-time employees. The City pays 100% of the projected cost of the plan up to a base amount. If the cost exceeds the base amount, the additional cost is shared 75% by the City and 25% by the employee, subject to a \$50 per month per year cap on increases to the employee contribution portion. The City’s insurance claims are transferred from various funds to the health care fund. The City issues a check from the general, street, water, sewer, and refuse funds for the administrative fee and an ACH from the health assurance internal service fund for the amount of claims paid.

CITY OF STEUBENVILLE, OHIO

NOTES TO THE BASIC FINANCIAL STATEMENTS
FOR THE YEAR ENDED DECEMBER 31, 2019

NOTE 11 - RISK MANAGEMENT - (Continued)

Claims payable is based on the requirements of GASB Statement No. 10, “Accounting and Financial Reporting for Risk Financing and Related Insurance Issues”, which requires that a liability for unpaid claims costs, including estimates of costs relating to incurred, but not reported claims be reported if information prior to the issuance of the financial statements indicates that it is probable that a liability has been incurred at the date of the financial statements and the amount can be reasonably estimated. The estimate was not affected by incremental claim adjustment expenses and does not include other allocated or unallocated claim adjustment expenses. Claims payable at December 31, 2019, is estimated by the third party administrator at \$206,381. The changes in the claims liability for 2019 and 2018 was as follows:

<u>Year</u>	<u>Beginning Balance</u>	<u>Current-Year Claims and Changes in Estimates</u>	<u>Claims Payments</u>	<u>Ending Balance</u>
2019	\$ 234,593	\$ 2,766,222	\$ (2,794,434)	\$ 206,381
2018	-	2,537,209	(2,302,616)	234,593

C. Workers’ Compensation

Workers’ compensation coverage is provided by the State of Ohio. The City pays the State Workers’ Compensation System a premium based on a rate per \$100 of salaries. This rate is calculated based on accident history and administrative costs.

There were no significant reductions in insurance coverage from the prior year in any category of risk. Claims have not exceeded coverage limitations in any of the past three years.

Post-employment health care is provided to plan participants or their beneficiaries through the respective retirement systems discussed in Note 13. As such, no funding provisions are required by the City.

NOTE 12 - DEFINED BENEFIT PENSION PLANS

Net Pension Liability/Asset

The net pension liability/asset reported on the statement of net position represents a liability or asset to employees for pensions. Pensions are a component of exchange transactions—between an employer and its employees—of salaries and benefits for employee services. Pensions are provided to an employee—on a deferred-payment basis—as part of the total compensation package offered by an employer for employee services each financial period. The obligation to sacrifice resources for pensions is a present obligation because it was created as a result of employment exchanges that already have occurred.

The net pension liability/asset represents the City’s proportionate share of each pension plan’s collective actuarial present value of projected benefit payments attributable to past periods of service, net of each pension plan’s fiduciary net position. The net pension liability/asset calculation is dependent on critical long-term variables, including estimated average life expectancies, earnings on investments, cost of living adjustments and others. While these estimates use the best information available, unknowable future events require adjusting this estimate annually.

CITY OF STEUBENVILLE, OHIO

NOTES TO THE BASIC FINANCIAL STATEMENTS
FOR THE YEAR ENDED DECEMBER 31, 2019

NOTE 12 - DEFINED BENEFIT PENSION PLANS - (Continued)

The Ohio Revised Code limits the City's obligation for this liability to annually required payments. The City cannot control benefit terms or the manner in which pensions are financed; however, the City does receive the benefit of employees' services in exchange for compensation including pension.

GASB 68 assumes any net pension liability/asset is solely the obligation of the employer, because (1) they benefit from employee services; and (2) State statute requires all funding to come from these employers. All contributions to date have come solely from these employers (which also includes costs paid in the form of withholdings from employees). State statute requires the pension plans to amortize unfunded liabilities within 30 years. If the amortization period exceeds 30 years, each pension plan's board must propose corrective action to the State legislature. Any resulting legislative change to benefits or funding could significantly affect the net pension liability. Resulting adjustments to the net pension liability would be effective when the changes are legally enforceable.

The proportionate share of each plan's unfunded benefits is presented as a long-term net pension liability/asset on the accrual basis of accounting. Any liability for the contractually-required pension contribution outstanding at the end of the year is included in due to other governments on both the accrual and modified accrual bases of accounting.

Plan Description - Ohio Public Employees Retirement System (OPERS)

Plan Description - City employees, other than full-time police and firefighters, participate in the Ohio Public Employees Retirement System (OPERS). OPERS administers three separate pension plans. The Traditional Pension Plan is a cost-sharing, multiple-employer defined benefit pension plan. The Member-Directed Plan is a defined contribution plan and the Combined Plan is a cost-sharing, multiple-employer defined benefit pension plan with defined contribution features. While members (e.g. City employees) may elect the Member-Directed Plan and the Combined Plan, substantially all employee members are in OPERS' Traditional Pension Plan.

OPERS provides retirement, disability, survivor and death benefits, and annual cost of living adjustments to members of the Traditional Pension Plan. Authority to establish and amend benefits is provided by Chapter 145 of the Ohio Revised Code. OPERS issues a stand-alone financial report that includes financial statements, required supplementary information and detailed information about OPERS' fiduciary net position that may be obtained by visiting <https://www.opers.org/financial/reports.shtml>, by writing to the Ohio Public Employees Retirement System, 277 East Town Street, Columbus, Ohio 43215-4642, or by calling 800-222-7377.

Senate Bill (SB) 343 was enacted into law with an effective date of January 7, 2013. In the legislation, members were categorized into three groups with varying provisions of the law applicable to each group. The following table provides age and service requirements for retirement and the retirement formula applied to final average salary (FAS) for the three member groups under the Traditional Pension Plan as per the reduced benefits adopted by SB 343 (see OPERS CAFR referenced above for additional information):

CITY OF STEUBENVILLE, OHIO

NOTES TO THE BASIC FINANCIAL STATEMENTS
FOR THE YEAR ENDED DECEMBER 31, 2019

NOTE 12 - DEFINED BENEFIT PENSION PLANS - (Continued)

Group A Eligible to retire prior to January 7, 2013 or five years after January 7, 2013	Group B 20 years of service credit prior to January 7, 2013 or eligible to retire ten years after January 7, 2013	Group C Members not in other Groups and members hired on or after January 7, 2013
State and Local	State and Local	State and Local
Age and Service Requirements: Age 60 with 60 months of service credit or Age 55 with 25 years of service credit	Age and Service Requirements: Age 60 with 60 months of service credit or Age 55 with 25 years of service credit	Age and Service Requirements: Age 57 with 25 years of service credit or Age 62 with 5 years of service credit
Traditional Plan Formula: 2.2% of FAS multiplied by years of service for the first 30 years and 2.5% for service years in excess of 30	Traditional Plan Formula: 2.2% of FAS multiplied by years of service for the first 30 years and 2.5% for service years in excess of 30	Traditional Plan Formula: 2.2% of FAS multiplied by years of service for the first 35 years and 2.5% for service years in excess of 35
Combined Plan Formula: 1% of FAS multiplied by years of service for the first 30 years and 1.25% for service years in excess of 30	Combined Plan Formula: 1% of FAS multiplied by years of service for the first 30 years and 1.25% for service years in excess of 30	Combined Plan Formula: 1% of FAS multiplied by years of service for the first 35 years and 1.25% for service years in excess of 35

Final Average Salary (FAS) represents the average of the three highest years of earnings over a member's career for Groups A and B. Group C is based on the average of the five highest years of earnings over a member's career.

Members who retire before meeting the age and years of service credit requirement for unreduced benefits receive a percentage reduction in the benefit amount.

When a benefit recipient has received benefits for 12 months, an annual cost of living adjustment (COLA) is provided. This COLA is calculated on the base retirement benefit at the date of retirement and is not compounded. For those retiring prior to January 7, 2013, the COLA will continue to be a 3.00% simple annual COLA. For those retiring subsequent to January 7, 2013, beginning in calendar year 2019, the COLA will be based on the average percentage increase in the Consumer Price Index, capped at 3.00%.

Benefits in the Combined Plan consist of both an age-and-service formula benefit (defined benefit) and a defined contribution element. The defined benefit element is calculated on the basis of age, FAS, and years of service. Eligibility regarding age and years of service in the Combined Plan is the same as the Traditional Pension Plan. The benefit formula for the defined benefit component of the plan for State and Local members in transition Groups A and B applies a factor of 1.00% to the member's FAS for the first 30 years of service.

A factor of 1.25% is applied to years of service in excess of 30. The benefit formula for transition Group C applies a factor of 1.00% to the member's FAS and the first 35 years of service and a factor of 1.25% is applied to years in excess of 35. Persons retiring before age 65 with less than 30 years of service credit receive a percentage reduction in benefit. The defined contribution portion of the benefit is based on accumulated member contributions plus or minus any investment gains or losses on those contributions. Members retiring under the Combined Plan receive a 3.00% COLA adjustment on the defined benefit portion of their benefit.

CITY OF STEUBENVILLE, OHIO

NOTES TO THE BASIC FINANCIAL STATEMENTS
FOR THE YEAR ENDED DECEMBER 31, 2019

NOTE 12 - DEFINED BENEFIT PENSION PLANS - (Continued)

Defined contribution plan benefits are established in the plan documents, which may be amended by the OPERS’s Board of Trustees. Member-Directed Plan and Combined Plan members who have met the retirement eligibility requirements may apply for retirement benefits. The amount available for defined contribution benefits in the Combined Plan consists of the member’s contributions plus or minus the investment gains or losses resulting from the member’s investment selections. The amount available for defined contribution benefits in the Member-Directed Plan consists of the members’ contributions, vested employer contributions and investment gains or losses resulting from the members’ investment selections. Employer contributions and associated investment earnings vest over a five-year period, at a rate of 20% each year. For additional information, see the Plan Statement in the OPERS CAFR.

Funding Policy - The Ohio Revised Code (ORC) provides statutory authority for member and employer contributions as follows:

	State and Local
2019 Statutory Maximum Contribution Rates	
Employer	14.0 %
Employee ***	10.0 %
2019 Actual Contribution Rates	
Employer:	
Pension	14.0 %
Post-employment Health Care Benefits ****	0.0 %
Total Employer	14.0 %
Employee	10.0 %

*** Member contributions within the combined plan are not used to fund the defined benefit retirement allowance

**** This employer health care rate is for the traditional and combined plans. The employer contribution for the member-directed plan is 4.00%.

Employer contribution rates are actuarially determined and are expressed as a percentage of covered payroll.

The City’s contractually required contribution for the Traditional Pension Plan, the Combined Plan and Member-Directed Plan was \$772,166 for 2019. Of this amount, \$98,626 is reported as due to other governments.

Plan Description - Ohio Police & Fire Pension Fund (OP&F)

Plan Description - City full-time police and firefighters participate in Ohio Police and Fire Pension Fund (OP&F), a cost-sharing, multiple-employer defined benefit pension plan administered by OP&F. OP&F provides retirement and disability pension benefits, annual cost-of-living adjustments, and death benefits to plan members and beneficiaries. Benefit provisions are established by the Ohio State Legislature and are codified in Chapter 742 of the Ohio Revised Code. OP&F issues a publicly available financial report that includes financial information and required supplementary information and detailed information about OP&F fiduciary net position. The report that may be obtained by visiting the OP&F website at www.op-f.org or by writing to the Ohio Police and Fire Pension Fund, 140 East Town Street, Columbus, Ohio 43215-5164.

CITY OF STEUBENVILLE, OHIO

NOTES TO THE BASIC FINANCIAL STATEMENTS
FOR THE YEAR ENDED DECEMBER 31, 2019

NOTE 12 - DEFINED BENEFIT PENSION PLANS - (Continued)

Upon attaining a qualifying age with sufficient years of service, a member of OP&F may retire and receive a lifetime monthly pension. OP&F offers four types of service retirement: normal, service commuted, age/service commuted and actuarially reduced. Each type has different eligibility guidelines and is calculated using the member's average annual salary. The following discussion of the pension formula relates to normal service retirement.

For members hired after July 1, 2013, the minimum retirement age is 52 for normal service retirement with at least 25 years of service credit. For members hired on or before July 1, 2013, the minimum retirement age is 48 for normal service retirement with at least 25 years of service credit.

The annual pension benefit for normal service retirement is equal to a percentage of the allowable average annual salary. The percentage equals 2.50% for each of the first 20 years of service credit, 2.00% for each of the next five years of service credit and 1.50% for each year of service credit in excess of 25 years. The maximum pension of 72.00% of the allowable average annual salary is paid after 33 years of service credit.

Under normal service retirement, retired members who are at least 55 years old and have been receiving OP&F benefits for at least one year may be eligible for a cost-of-living allowance adjustment. The age 55 provision for receiving a COLA does not apply to those who are receiving a permanent and total disability benefit and statutory survivors.

Members retiring under normal service retirement, with less than 15 years of service credit on July 1, 2013, will receive a COLA equal to either 3.00% or the percent increase, if any, in the consumer price index (CPI) over the 12-month period ending on September 30 of the immediately preceding year, whichever is less. The COLA amount for members with at least 15 years of service credit as of July 1, 2013 is equal to 3.00% of their base pension or disability benefit.

Funding Policy - The Ohio Revised Code (ORC) provides statutory authority for member and employer contributions as follows:

	Police	Firefighters
2019 Statutory Maximum Contribution Rates		
Employer	19.50 %	24.00 %
Employee	12.25 %	12.25 %
2019 Actual Contribution Rates		
Employer:		
Pension	19.00 %	23.50 %
Post-employment Health Care Benefits	0.50 %	0.50 %
Total Employer	19.50 %	24.00 %
Employee	12.25 %	12.25 %

Employer contribution rates are expressed as a percentage of covered payroll. The City's contractually required contribution to OP&F was \$959,456 for 2019. Of this amount, \$130,246 is reported as due to other governments.

CITY OF STEUBENVILLE, OHIO

NOTES TO THE BASIC FINANCIAL STATEMENTS
FOR THE YEAR ENDED DECEMBER 31, 2019

NOTE 12 - DEFINED BENEFIT PENSION PLANS - (Continued)

In addition to current contributions, the City pays installments on a specific liability of the City incurred when the State of Ohio established the statewide pension system for police and fire fighters in 1967. As of December 31, 2019, the specific liability of the City was \$1,447,595 payable in semi-annual payments through the year 2035.

Net Pension Liabilities/Assets, Pension Expense, and Deferred Outflows of Resources and Deferred Inflows of Resources Related to Pensions

The net pension liability and net pension asset for the OPERS Traditional Pension Plan, Combined Plan and Member-Directed Plan, respectively, were measured as of December 31, 2018, and the total pension liability or asset used to calculate the net pension liability or asset was determined by an actuarial valuation as of that date. OP&F's total pension liability was measured as of December 31, 2018, and was determined by rolling forward the total pension liability as of January 1, 2018, to December 31, 2018. The City's proportion of the net pension liability or asset was based on the City's share of contributions to the pension plan relative to the contributions of all participating entities.

Following is information related to the proportionate share and pension expense:

	OPERS - Traditional	OPERS - Combined	OPERS - Member- Directed	OP&F	Total
Proportion of the net pension liability/asset prior measurement date	0.03566900%	0.02165500%	0.03262500%	0.20198000%	
Proportion of the net pension liability/asset current measurement date	<u>0.03659800%</u>	<u>0.02214300%</u>	<u>0.02369000%</u>	<u>0.20065000%</u>	
Change in proportionate share	<u>0.00092900%</u>	<u>0.00048800%</u>	<u>-0.00893500%</u>	<u>-0.00133000%</u>	
Proportionate share of the net pension liability	\$ 10,023,450	\$ -	\$ -	\$ 16,378,342	\$ 26,401,792
Proportionate share of the net pension asset	-	24,760	540	-	25,300
Pension expense	2,160,309	6,871	(140)	2,071,359	4,238,399

CITY OF STEUBENVILLE, OHIO

NOTES TO THE BASIC FINANCIAL STATEMENTS
FOR THE YEAR ENDED DECEMBER 31, 2019

NOTE 12 - DEFINED BENEFIT PENSION PLANS - (Continued)

At December 31, 2019, the City reported deferred outflows of resources and deferred inflows of resources related to pensions from the following sources:

	OPERS - Traditional	OPERS - Combined	OPERS - Member- Directed	OP&F	Total
Deferred outflows of resources					
Differences between expected and actual experience	\$ 463	\$ -	\$ 2,250	\$ 672,920	\$ 675,633
Net difference between projected and actual earnings on pension plan investments	1,360,462	5,331	179	2,017,801	3,383,773
Changes of assumptions	872,567	5,530	167	434,211	1,312,475
Changes in employer's proportionate percentage/difference between employer contributions	124,967	-	-	87,827	212,794
Contributions subsequent to the measurement date	744,560	13,250	14,356	959,456	1,731,622
Total deferred outflows of resources	<u>\$ 3,103,019</u>	<u>\$ 24,111</u>	<u>\$ 16,952</u>	<u>\$ 4,172,215</u>	<u>\$ 7,316,297</u>
Deferred inflows of resources					
Differences between expected and actual experience	\$ 131,615	\$ 10,117	\$ -	\$ 15,293	\$ 157,025
Changes in employer's proportionate percentage/difference between employer contributions	79,978	-	-	534,084	614,062
Total deferred inflows of resources	<u>\$ 211,593</u>	<u>\$ 10,117</u>	<u>\$ -</u>	<u>\$ 549,377</u>	<u>\$ 771,087</u>

\$1,731,622 reported as deferred outflows of resources related to pension resulting from City contributions subsequent to the measurement date will be recognized as a reduction of the net pension liability/asset in the year ending December 31, 2020.

CITY OF STEUBENVILLE, OHIO

NOTES TO THE BASIC FINANCIAL STATEMENTS
FOR THE YEAR ENDED DECEMBER 31, 2019

NOTE 12 - DEFINED BENEFIT PENSION PLANS - (Continued)

Other amounts reported as deferred outflows of resources and deferred inflows of resources related to pension will be recognized in pension expense as follows:

Year Ending December 31:	OPERS - Traditional	OPERS - Combined	OPERS - Member- Directed	OP&F	Total
2020	\$ 896,247	\$ 836	\$ 373	\$ 861,450	\$ 1,758,906
2021	491,692	(228)	343	419,758	911,565
2022	126,210	(118)	347	471,013	597,452
2023	632,715	1,553	416	866,380	1,501,064
2024	2	(643)	313	44,781	44,453
Thereafter	-	(656)	804	-	148
Total	<u>\$ 2,146,866</u>	<u>\$ 744</u>	<u>\$ 2,596</u>	<u>\$ 2,663,382</u>	<u>\$ 4,813,588</u>

Actuarial Assumptions - OPERS

Actuarial valuations of an ongoing plan involve estimates of the values of reported amounts and assumptions about the probability of occurrence of events far into the future. Examples include assumptions about future employment, mortality, and cost trends. Actuarially determined amounts are subject to continual review or modification as actual results are compared with past expectations and new estimates are made about the future.

Projections of benefits for financial reporting purposes are based on the substantive plan (the plan as understood by the employers and plan members) and include the types of benefits provided at the time of each valuation. The total pension liability was determined by an actuarial valuation as of December 31, 2018, using the following actuarial assumptions applied to all prior periods included in the measurement in accordance with the requirements of GASB 67.

Wage inflation	3.25%
Future salary increases, including inflation COLA or ad hoc COLA	3.25% to 10.75% including wage inflation Pre 1/7/2013 retirees: 3.00%, simple Post 1/7/2013 retirees: 3.00%, simple through 2018, then 2.15% simple
Investment rate of return	
Current measurement date	7.20%
Prior measurement date	7.50%
Actuarial cost method	Individual entry age

CITY OF STEUBENVILLE, OHIO

NOTES TO THE BASIC FINANCIAL STATEMENTS
FOR THE YEAR ENDED DECEMBER 31, 2019

NOTE 12 - DEFINED BENEFIT PENSION PLANS - (Continued)

Pre-retirement mortality rates are based on the RP-2014 Employees mortality table for males and females, adjusted for mortality improvement back to the observation period base year of 2006. The base year for males and females was then established to be 2015 and 2010, respectively. Post-retirement mortality rates are based on the RP-2014 Healthy Annuitant mortality table for males and females, adjusted for mortality improvement back to the observation period base year of 2006. The base year for males and females was then established to be 2015 and 2010, respectively. Post-retirement mortality rates for disabled retirees are based on the RP-2014 Disabled mortality table for males and females, adjusted for mortality improvement back to the observation period base year of 2006. The base year for males and females was then established to be 2015 and 2010, respectively. Mortality rates for a particular calendar year for both healthy and disabled retiree mortality tables are determined by applying the MP-2015 mortality improvement scale to the above described tables.

The most recent experience study was completed for the five-year period ended December 31, 2015.

The long-term expected rate of return on defined benefit investment assets was determined using a building-block method in which best-estimate ranges of expected future real rates of return are developed for each major asset class. These ranges are combined to produce the long-term expected real rate of return by weighting the expected future real rates of return by the target asset allocation percentage, adjusted for inflation.

During 2018, OPERS managed investments in three investment portfolios: the Defined Benefit portfolio, the Health Care portfolio, and the Defined Contribution portfolio. The Defined Benefit portfolio contains the investment assets for the Traditional Pension Plan, the defined benefit component of the Combined Plan and the annuitized accounts of the Member-Directed Plan. Within the Defined Benefit portfolio, contributions into the plans are all recorded at the same time, and benefit payments all occur on the first of the month. Accordingly, the money-weighted rate of return is considered to be the same for all plans within the portfolio. The annual money-weighted rate of return expressing investment performance, net of investment expenses and adjusted for the changing amounts actually invested, for the Defined Benefit portfolio was a loss of 2.94% for 2018.

The allocation of investment assets with the Defined Benefit portfolio is approved by the OPERS Board of Trustees as outlined in the annual investment plan. Plan assets are managed on a total return basis with a long-term objective of achieving and maintaining a fully funded status for the benefits provided through the defined benefit pension plans. The table below displays the Board-approved asset allocation policy for 2018 and the long-term expected real rates of return:

Asset Class	Target Allocation	Weighted Average Long-Term Expected Real Rate of Return (Arithmetic)
Fixed income	23.00 %	2.79 %
Domestic equities	19.00	6.21
Real estate	10.00	4.90
Private equity	10.00	10.81
International equities	20.00	7.83
Other investments	18.00	5.50
Total	100.00 %	5.95 %

CITY OF STEUBENVILLE, OHIO

NOTES TO THE BASIC FINANCIAL STATEMENTS
FOR THE YEAR ENDED DECEMBER 31, 2019

NOTE 12 - DEFINED BENEFIT PENSION PLANS - (Continued)

Discount Rate - The discount rate used to measure the total pension liability/asset was 7.20%, post-experience study results, for the Traditional Pension Plan, the Combined Plan and Member-Directed Plan. The discount rate used to measure total pension liability prior to December 31, 2018 was 7.50%. The projection of cash flows used to determine the discount rate assumed that contributions from plan members and those of the contributing employers are made at the contractually required rates, as actuarially determined. Based on those assumptions, the pension plan's fiduciary net position was projected to be available to make all projected future benefits payments of current plan members. Therefore, the long-term expected rate of return on pension plan investments for the Traditional Pension Plan, Combined Plan and Member-Directed Plan was applied to all periods of projected benefit payments to determine the total pension liability.

Sensitivity of the City's Proportionate Share of the Net Pension Liability/Asset to Changes in the Discount Rate - The following table presents the City's proportionate share of the net pension liability/asset calculated using the current period discount rate assumption of 7.20%, as well as what the City's proportionate share of the net pension liability/asset would be if it were calculated using a discount rate that is one-percentage-point lower (6.20%) or one-percentage-point higher (8.20%) than the current rate:

	1% Decrease	Current Discount Rate	1% Increase
City's proportionate share of the net pension liability (asset):			
Traditional Pension Plan	\$ 14,807,551	\$ 10,023,450	\$ 6,047,820
Combined Plan	(8,193)	(24,760)	(36,757)
Member-Directed Plan	(237)	(540)	(948)

Actuarial Assumptions – OP&F

OP&F's total pension liability as of December 31, 2018 is based on the results of an actuarial valuation date of January 1, 2018, and rolled-forward using generally accepted actuarial procedures. The total pension liability is determined by OP&F's actuaries in accordance with GASB Statement No. 67, as part of their annual valuation. Actuarial valuations of an ongoing plan involve estimates of reported amounts and assumptions about probability of occurrence of events far into the future. Examples include assumptions about future employment mortality, salary increases, disabilities, retirements and employment terminations. Actuarially determined amounts are subject to continual review and potential modifications, as actual results are compared with past expectations and new estimates are made about the future.

Key methods and assumptions used in calculating the total pension liability in the latest actuarial valuation, prepared as of January 1, 2018, are presented below.

Valuation date	1/1/18 with actuarial liabilities rolled forward to 12/31/18
Actuarial cost method	Entry age normal
Investment rate of return	8.00%
Projected salary increases	3.75% - 10.50%
Payroll increases	3.25%
Inflation assumptions	2.75%, plus productivity increase rate of 0.50%
Cost of living adjustments	3.00% simple; 2.20% simple for increases based on the lesser of the increase in CPI and 3.00%

CITY OF STEUBENVILLE, OHIO

NOTES TO THE BASIC FINANCIAL STATEMENTS
FOR THE YEAR ENDED DECEMBER 31, 2019

NOTE 12 - DEFINED BENEFIT PENSION PLANS - (Continued)

Mortality for non-disabled participants is based on the RP-2014 Total Employee and Healthy Annuitant Mortality Tables rolled back to 2006, adjusted and projected with the Buck Modified 2016 Improvement Scale. Rates for surviving beneficiaries are adjusted by 120%.

<u>Age</u>	<u>Police</u>	<u>Fire</u>
67 or less	77%	68%
68-77	105%	87%
78 and up	115%	120%

Mortality for disabled retirees is based on the RP-2014 Disabled Mortality Tables rolled back to 2006, adjusted according to the rates in the following table, and projected with the Buck Modified 2016 Improvement Scale.

<u>Age</u>	<u>Police</u>	<u>Fire</u>
59 or less	35%	35%
60-69	60%	45%
70-79	75%	70%
80 and up	100%	90%

The most recent experience study was completed for the five-year period ended December 31, 2016. The recommended assumption changes based on this experience study were adopted by OP&F's Board and were effective beginning with the January 1, 2018 actuarial valuation.

The long-term expected rate of return on pension plan investments was determined using a building-block approach and assumes a time horizon, as defined in the Statement of Investment Policy and Guidelines. A forecasted rate of inflation serves as the baseline for the return expected. Various real return premiums over the baseline inflation rate have been established for each asset class. The long-term expected nominal rate of return has been determined by calculating a weighted average of the expected real return premiums for each asset class, adding the projected inflation rate and adding the expected return from rebalancing uncorrelated asset classes.

CITY OF STEUBENVILLE, OHIO

NOTES TO THE BASIC FINANCIAL STATEMENTS
FOR THE YEAR ENDED DECEMBER 31, 2019

NOTE 12 - DEFINED BENEFIT PENSION PLANS - (Continued)

Best estimates of the long-term expected geometric real rates of return for each major asset class included in OP&F's target asset allocation as of December 31, 2018 are summarized below:

Asset Class	Target Allocation	10 Year Expected Real Rate of Return **	30 Year Expected Real Rate of Return **
Cash and Cash Equivalents	- %	1.00 %	0.80 %
Domestic Equity	16.00	5.30	5.50
Non-US Equity	16.00	6.10	5.90
Private Markets	8.00	8.40	8.40
Core Fixed Income *	23.00	2.20	2.60
High Yield Fixed Income	7.00	4.20	4.80
Private Credit	5.00	8.30	7.50
U.S. Inflation			
Linked Bonds *	17.00	1.30	2.30
Master Limited Partnerships	8.00	6.70	6.40
Real Assets	8.00	7.00	7.00
Private Real Estate	12.00	5.70	6.10
Total	120.00 %		

Note: assumptions are geometric.

* levered 2x

** numbers include inflation

OP&F's Board of Trustees has incorporated the risk parity concept into OP&F's asset liability valuation with the goal of reducing equity risk exposure, which reduces overall Total Portfolio risk without sacrificing return and creating a more risk-balanced portfolio based on the relationship between asset classes and economic environments. From the notional portfolio perspective above, the Total Portfolio may be levered up to 1.20 times due to the application of leverage in certain fixed income asset classes.

Discount Rate - The total pension liability was calculated using the discount rate of 8.00%. The projection of cash flows used to determine the discount rate assumed the contributions from employers and from the members would be computed based on contribution requirements as stipulated by State statute. Projected inflows from investment earning were calculated using the longer-term assumed investment rate of return 8.00%. Based on those assumptions, the plan's fiduciary net position was projected to be available to make all future benefit payments of current plan members. Therefore, a long-term expected rate of return on pension plan investments was applied to all periods of projected benefits to determine the total pension liability.

Sensitivity of the City's Proportionate Share of the Net Pension Liability to Changes in the Discount Rate - Net pension liability is sensitive to changes in the discount rate, and to illustrate the potential impact the following table presents the net pension liability calculated using the discount rate of 8.00%, as well as what the net pension liability would be if it were calculated using a discount rate that is one percentage point lower (7.00%), or one percentage point higher (9.00%) than the current rate.

	1% Decrease	Current Discount Rate	1% Increase
City's proportionate share of the net pension liability	\$ 21,528,202	\$ 16,378,342	\$ 12,074,890

CITY OF STEUBENVILLE, OHIO

NOTES TO THE BASIC FINANCIAL STATEMENTS
FOR THE YEAR ENDED DECEMBER 31, 2019

NOTE 13 - DEFINED BENEFIT OPEB PLANS

Net OPEB Liability

The net OPEB liability reported on the statement of net position represents a liability to employees for OPEB. OPEB is a component of exchange transactions—between an employer and its employees—of salaries and benefits for employee services. OPEB are provided to an employee—on a deferred-payment basis—as part of the total compensation package offered by an employer for employee services each financial period. The obligation to sacrifice resources for OPEB is a present obligation because it was created as a result of employment exchanges that already have occurred.

The net OPEB liability represents the City’s proportionate share of each OPEB plan’s collective actuarial present value of projected benefit payments attributable to past periods of service, net of each OPEB plan’s fiduciary net position. The net OPEB liability calculation is dependent on critical long-term variables, including estimated average life expectancies, earnings on investments, cost of living adjustments and others. While these estimates use the best information available, unknowable future events require adjusting these estimates annually.

Ohio Revised Code limits the City’s obligation for this liability to annually required payments. The City cannot control benefit terms or the manner in which OPEB are financed; however, the City does receive the benefit of employees’ services in exchange for compensation including OPEB.

GASB 75 assumes the liability is solely the obligation of the employer, because they benefit from employee services. OPEB contributions come from these employers and health care plan enrollees which pay a portion of the health care costs in the form of a monthly premium. The Ohio Revised Code permits, but does not require, the retirement systems to provide healthcare to eligible benefit recipients. Any change to benefits or funding could significantly affect the net OPEB liability. Resulting adjustments to the net OPEB liability would be effective when the changes are legally enforceable. The retirement systems may allocate a portion of the employer contributions to provide for these OPEB benefits.

The proportionate share of each plan’s unfunded benefits is presented as a long-term net OPEB liability on the accrual basis of accounting. Any liability for the contractually-required OPEB contribution outstanding at the end of the year is included in due to other governments on both the accrual and modified accrual bases of accounting.

Plan Description - Ohio Public Employees Retirement System (OPERS)

Plan Description - The Ohio Public Employees Retirement System (OPERS) administers three separate pension plans: the traditional pension plan, a cost-sharing, multiple-employer defined benefit pension plan; the member-directed plan, a defined contribution plan; and the combined plan, a cost-sharing, multiple-employer defined benefit pension plan that has elements of both a defined benefit and defined contribution plan.

OPERS maintains a cost-sharing, multiple-employer defined benefit post-employment health care trust, which funds multiple health care plans including medical coverage, prescription drug coverage and deposits to a Health Reimbursement Arrangement to qualifying benefit recipients of both the traditional pension and the combined plans. This trust is also used to fund health care for member-directed plan participants, in the form of a Retiree Medical Account (RMA). At retirement or refund, member directed plan participants may be eligible for reimbursement of qualified medical expenses from their vested RMA balance.

CITY OF STEUBENVILLE, OHIO

NOTES TO THE BASIC FINANCIAL STATEMENTS
FOR THE YEAR ENDED DECEMBER 31, 2019

NOTE 13 - DEFINED BENEFIT OPEB PLANS - (Continued)

In order to qualify for postemployment health care coverage, age and service retirees under the traditional pension and combined plans must have twenty or more years of qualifying Ohio service credit. Health care coverage for disability benefit recipients and qualified survivor benefit recipients is available. The health care coverage provided by OPERS meets the definition of an Other Post Employment Benefit (OPEB) as described in GASB Statement 75. See OPERS' CAFR referenced below for additional information.

The Ohio Revised Code permits, but does not require OPERS to provide health care to its eligible benefit recipients. Authority to establish and amend health care coverage is provided to the Board in Chapter 145 of the Ohio Revised Code.

Disclosures for the health care plan are presented separately in the OPERS financial report. Interested parties may obtain a copy by visiting <https://www.opers.org/financial/reports.shtml>, by writing to OPERS, 277 East Town Street, Columbus, Ohio 43215-4642, or by calling (614) 222-5601 or 800-222-7377.

Funding Policy - The Ohio Revised Code provides the statutory authority requiring public employers to fund postemployment health care through their contributions to OPERS. When funding is approved by OPERS' Board of Trustees, a portion of each employer's contribution to OPERS is set aside to fund OPERS health care plans. Health care is not being funded.

Employer contribution rates are expressed as a percentage of the earnable salary of active members. In 2019, state and local employers contributed at a rate of 14.00% of earnable salary and public safety and law enforcement employers contributed at 18.10%. These are the maximum employer contribution rates permitted by the Ohio Revised Code. Active member contributions do not fund health care.

Each year, the OPERS Board determines the portion of the employer contribution rate that will be set aside to fund health care plans. As recommended by OPERS' actuary, the portion of employer contributions allocated to health care was 0.00% for the Traditional and Combined plans. The OPERS Board is also authorized to establish rules for the retiree or their surviving beneficiaries to pay a portion of the health care provided. Payment amounts vary depending on the number of covered dependents and the coverage selected. The employer contribution as a percentage of covered payroll deposited into the RMA for participants in the Member-Directed Plan for 2019 was 4.00%.

Employer contribution rates are actuarially determined and are expressed as a percentage of covered payroll.

The City's contractually required contribution was \$5,742 for 2019. Of this amount, \$733 is reported as due to other governments.

CITY OF STEUBENVILLE, OHIO

NOTES TO THE BASIC FINANCIAL STATEMENTS FOR THE YEAR ENDED DECEMBER 31, 2019

NOTE 13 - DEFINED BENEFIT OPEB PLANS - (Continued)

Plan Description - Ohio Police & Fire Pension Fund (OP&F)

Plan Description - The City contributes to the Ohio Police and Fire Pension Fund (OP&F) sponsored healthcare program, a cost-sharing, multiple-employer defined post-employment healthcare plan administered by a third-party provider. This program is not guaranteed and is subject to change at any time upon action of the Board of Trustees. OP&F provides health care benefits including coverage for medical, prescription drug, dental, vision, and Medicare Part B Premium to retirees, qualifying benefit recipients and their eligible dependents.

OP&F provides access to postretirement health care coverage for any person who receives or is eligible to receive a monthly service, disability, or statutory survivor benefit, or is a spouse or eligible dependent child of such person. The health care coverage provided by OP&F meets the definition of an Other Post Employment Benefit (OPEB) as described in Government Accounting Standards Board (GASB) Statement No. 75.

The Ohio Revised Code allows, but does not mandate, OP&F to provide OPEB benefits. Authority for the OP&F Board of Trustees to provide health care coverage to eligible participants and to establish and amend benefits is codified in Chapter 742 of the Ohio Revised Code.

OP&F issues a publicly available financial report that includes financial information and required supplementary information for the plan. The report may be obtained by visiting the OP&F website at www.op-f.org or by writing to the Ohio Police and Fire Pension Fund, 140 East Town Street, Columbus, Ohio 43215-5164.

Funding Policy – The Ohio Revised Code provides for contribution requirements of the participating employers and of plan members to the OP&F defined benefit pension plan. Participating employers are required to contribute to the pension plan at rates expressed as percentages of the payroll of active pension plan members, currently 19.50% and 24.00% of covered payroll for police and fire employer units, respectively. The Ohio Revised Code states that the employer contribution may not exceed 19.50% of covered payroll for police employer units and 24.00% of covered payroll for fire employer units. Active members do not make contributions to the OPEB Plan.

OP&F maintains funds for health care in two separate accounts. There is one account for health care benefits and one account for Medicare Part B reimbursements. A separate health care trust accrual account is maintained for health care benefits under IRS Code Section 115 trust. An Internal Revenue Code 401(h) account is maintained for Medicare Part B reimbursements.

The Board of Trustees is authorized to allocate a portion of the total employer contributions made into the pension plan to the Section 115 trust and the Section 401(h) account as the employer contribution for retiree health care benefits. For 2019, the portion of employer contributions allocated to health care was 0.50% of covered payroll. The amount of employer contributions allocated to the health care plan each year is subject to the Trustees' primary responsibility to ensure that pension benefits are adequately funded and is limited by the provisions of Sections 115 and 401(h).

The OP&F Board of Trustees is also authorized to establish requirements for contributions to the health care plan by retirees and their eligible dependents or their surviving beneficiaries. Payment amounts vary depending on the number of covered dependents and the coverage selected.

CITY OF STEUBENVILLE, OHIO

NOTES TO THE BASIC FINANCIAL STATEMENTS
FOR THE YEAR ENDED DECEMBER 31, 2019

NOTE 13 - DEFINED BENEFIT OPEB PLANS - (Continued)

Beginning January 1, 2019, OP&F changed its retiree health care model and the current self-insured health care plan will no longer be offered. In its place is a stipend-based health care model. A stipend funded by OP&F will be placed in individual Health Reimbursement Accounts that retirees will use to be reimbursed for health care expenses.

The City's contractually required contribution to OP&F was \$22,819 for 2019. Of this amount, \$3,098 is reported as due to other governments.

Net OPEB Liabilities, OPEB Expense, and Deferred Outflows or Resources and Deferred Inflows of Resources Related to OPEB

The net OPEB liability and total OPEB liability for OPERS were determined by an actuarial valuation as of December 31, 2017, rolled forward to the measurement date of December 31, 2018, by incorporating the expected value of health care cost accruals, the actual health care payment, and interest accruals during the year. OP&F's total OPEB liability was measured as of December 31, 2018, and was determined by rolling forward the total OPEB liability as of January 1, 2018, to December 31, 2018. The City's proportion of the net OPEB liability was based on the City's share of contributions to the retirement plan relative to the contributions of all participating entities. Following is information related to the proportionate share and OPEB expense:

	<u>OPERS</u>	<u>OP&F</u>	<u>Total</u>
Proportion of the net OPEB liability prior measurement date	0.03517000%	0.20198000%	
Proportion of the net OPEB liability current measurement date	<u>0.03566700%</u>	<u>0.20065000%</u>	
Change in proportionate share	<u>0.00049700%</u>	<u>-0.00133000%</u>	
Proportionate share of the net OPEB liability	\$ 4,650,134	\$ 1,827,226	\$ 6,477,360
OPEB expense	\$ 417,712	\$ (9,102,885)	\$ (8,685,173)

CITY OF STEUBENVILLE, OHIO

NOTES TO THE BASIC FINANCIAL STATEMENTS
FOR THE YEAR ENDED DECEMBER 31, 2019

NOTE 13 - DEFINED BENEFIT OPEB PLANS - (Continued)

At December 31, 2019, the City reported deferred outflows of resources and deferred inflows of resources related to OPEB from the following sources:

	<u>OPERS</u>	<u>OP&F</u>	<u>Total</u>
Deferred outflows of resources			
Differences between expected and actual experience	\$ 1,574	\$ -	\$ 1,574
Net difference between projected and actual earnings on OPEB plan investments	213,181	61,853	275,034
Changes of assumptions	149,925	947,145	1,097,070
Changes in employer's proportionate percentage/difference between employer contributions	47,828	-	47,828
Contributions subsequent to the measurement date	5,742	22,819	28,561
Total deferred outflows of resources	<u>\$ 418,250</u>	<u>\$ 1,031,817</u>	<u>\$ 1,450,067</u>
Deferred inflows of resources			
Differences between expected and actual experience	\$ 12,617	\$ 48,955	\$ 61,572
Changes of assumptions	-	505,862	505,862
Changes in employer's proportionate percentage/difference between employer contributions	45,152	159,156	204,308
Total deferred inflows of resources	<u>\$ 57,769</u>	<u>\$ 713,973</u>	<u>\$ 771,742</u>

\$28,561 reported as deferred outflows of resources related to OPEB resulting from City contributions subsequent to the measurement date will be recognized as a reduction of the net OPEB liability in the year ending December 31, 2020.

CITY OF STEUBENVILLE, OHIO

NOTES TO THE BASIC FINANCIAL STATEMENTS
FOR THE YEAR ENDED DECEMBER 31, 2019

NOTE 13 - DEFINED BENEFIT OPEB PLANS - (Continued)

Other amounts reported as deferred outflows of resources and deferred inflows of resources related to OPEB will be recognized in OPEB expense as follows:

Year Ending December 31:	OPERS	OP&F	Total
2020	\$ 154,630	\$ 54,226	\$ 208,856
2021	57,090	54,226	111,316
2022	35,627	54,226	89,853
2023	107,392	72,933	180,325
2024	-	43,442	43,442
Thereafter	-	15,972	15,972
Total	\$ 354,739	\$ 295,025	\$ 649,764

Actuarial Assumptions - OPERS

Actuarial valuations of an ongoing plan involve estimates of the values of reported amounts and assumptions about the probability of occurrence of events far into the future. Examples include assumptions about future employment, mortality, and cost trends. Actuarially determined amounts are subject to continual review or modification as actual results are compared with past expectations and new estimates are made about the future.

Projections of health care costs for financial reporting purposes are based on the substantive plan and include the types of coverage provided at the time of each valuation and the historical pattern of sharing of costs between OPERS and plan members. The total OPEB liability was determined by an actuarial valuation as of December 31, 2017, rolled forward to the measurement date of December 31, 2018. The actuarial valuation used the following actuarial assumptions applied to all prior periods included in the measurement in accordance with the requirements of GASB 74:

Wage Inflation	3.25%
Projected Salary Increases, including inflation	3.25 to 10.75% including wage inflation
Single Discount Rate:	
Current measurement date	3.96%
Prior Measurement date	3.85%
Investment Rate of Return	
Current measurement date	6.00%
Prior Measurement date	6.50%
Municipal Bond Rate	
Current measurement date	3.71%
Prior Measurement date	3.31%
Health Care Cost Trend Rate	
Current measurement date	10.00% initial, 3.25% ultimate in 2029
Prior Measurement date	7.50%, initial 3.25%, ultimate in 2028
Actuarial Cost Method	Individual Entry Age

CITY OF STEUBENVILLE, OHIO

NOTES TO THE BASIC FINANCIAL STATEMENTS
FOR THE YEAR ENDED DECEMBER 31, 2019

NOTE 13 - DEFINED BENEFIT OPEB PLANS - (Continued)

Pre-retirement mortality rates are based on the RP-2014 Employees mortality table for males and females, adjusted for mortality improvement back to the observation period base year of 2006. The base year for males and females was then established to be 2015 and 2010, respectively. Post-retirement mortality rates are based on the RP-2014 Healthy Annuitant mortality table for males and females, adjusted for mortality improvement back to the observation period base year of 2006. The base year for males and females was then established to be 2015 and 2010, respectively. Post-retirement mortality rates for disabled retirees are based on the RP-2014 Disabled mortality table for males and females, adjusted for mortality improvement back to the observation period base year of 2006. The base year for males and females was then established to be 2015 and 2010, respectively. Mortality rates for a particular calendar year are determined by applying the MP-2015 mortality improvement scale to all of the above described tables.

The most recent experience study was completed for the five-year period ended December 31, 2015.

The long-term expected rate of return on health care investment assets was determined using a building-block method in which best-estimate ranges of expected future real rates of return are developed for each major asset class. These ranges are combined to produce the long-term expected real rate of return by weighting the expected future real rates of return by the target asset allocation percentage, adjusted for inflation.

During 2018, OPERS managed investments in three investment portfolios: the Defined Benefit portfolio, the Health Care portfolio and the Defined Contribution portfolio. The Health Care portfolio includes the assets for health care expenses for the Traditional Pension Plan, Combined Plan and Member-Directed Plan eligible members. Within the Health Care portfolio, contributions into the plans are assumed to be received continuously throughout the year based on the actual payroll payable at the time contributions are made, and health care-related payments are assumed to occur mid-year. Accordingly, the money-weighted rate of return is considered to be the same for all plans within the portfolio. The annual money-weighted rate of return expressing investment performance, net of investment expenses and adjusted for the changing amounts actually invested, for the Health Care portfolio is a loss of 5.60% for 2018.

The allocation of investment assets with the Health Care portfolio is approved by the Board of Trustees as outlined in the annual investment plan. Assets are managed on a total return basis with a long-term objective of continuing to offer a sustainable health care program for current and future retirees. OPERS' primary goal is to achieve and maintain a fully funded status for the benefits provided through the defined pension plans. Health care is a discretionary benefit. The table below displays the Board-approved asset allocation policy for 2018 and the long-term expected real rates of return:

Asset Class	Target Allocation	Weighted Average Long-Term Expected Real Rate of Return (Arithmetic)
Fixed Income	34.00 %	2.42 %
Domestic Equities	21.00	6.21
Real Estate Investment Trust	6.00	5.98
International Equities	22.00	7.83
Other investments	17.00	5.57
Total	100.00 %	5.16 %

CITY OF STEUBENVILLE, OHIO

NOTES TO THE BASIC FINANCIAL STATEMENTS
FOR THE YEAR ENDED DECEMBER 31, 2019

NOTE 13 - DEFINED BENEFIT OPEB PLANS - (Continued)

Discount Rate - A single discount rate of 3.96% was used to measure the OPEB liability on the measurement date of December 31, 2018. A single discount rate of 3.85% was used to measure the OPEB liability on the measurement date of December 31, 2017. Projected benefit payments are required to be discounted to their actuarial present value using a single discount rate that reflects (1) a long-term expected rate of return on OPEB plan investments (to the extent that the health care fiduciary net position is projected to be sufficient to pay benefits), and (2) tax-exempt municipal bond rate based on an index of 20-year general obligation bonds with an average AA credit rating as of the measurement date (to the extent that the contributions for use with the long-term expected rate are not met). This single discount rate was based on an expected rate of return on the health care investment portfolio of 6.00% and a municipal bond rate of 3.71%. The projection of cash flows used to determine this single discount rate assumed that employer contributions will be made at rates equal to the actuarially determined contribution rate. Based on these assumptions, the health care fiduciary net position and future contributions were sufficient to finance health care costs through 2031. As a result, the long-term expected rate of return on health care investments was applied to projected costs through the year 2031, and the municipal bond rate was applied to all health care costs after that date.

Sensitivity of the City's Proportionate Share of the Net OPEB Liability to Changes in the Discount Rate - The following table presents the City's proportionate share of the net OPEB liability calculated using the single discount rate of 3.96%, as well as what the City's proportionate share of the net OPEB liability would be if it were calculated using a discount rate that is one-percentage-point lower (2.96%) or one-percentage-point higher (4.96%) than the current rate:

	1% Decrease	Current Discount Rate	1% Increase
City's proportionate share of the net OPEB liability	\$ 5,949,256	\$ 4,650,134	\$ 3,616,990

Sensitivity of the City's Proportionate Share of the Net OPEB Liability to Changes in the Health Care Cost Trend Rate Changes in the health care cost trend rate may also have a significant impact on the net OPEB liability. The following table presents the net OPEB liability calculated using the assumed trend rates, and the expected net OPEB liability if it were calculated using a health care cost trend rate that is 1.00% lower or 1.00% higher than the current rate.

Retiree health care valuations use a health care cost-trend assumption that changes over several years built into the assumption. The near-term rates reflect increases in the current cost of health care; the trend starting in 2019 is 10.00%. If this trend continues for future years, the projection indicates that years from now virtually all expenditures will be for health care. A more reasonable alternative is that in the not-too-distant future, the health plan cost trend will decrease to a level at, or near, wage inflation. On this basis, the actuaries project premium rate increases will continue to exceed wage inflation for approximately the next decade, but by less each year, until leveling off at an ultimate rate, assumed to be 3.25% in the most recent valuation.

	1% Decrease	Current Health Care Trend Rate Assumption	1% Increase
City's proportionate share of the net OPEB liability	\$ 4,469,788	\$ 4,650,134	\$ 4,857,845

CITY OF STEUBENVILLE, OHIO

NOTES TO THE BASIC FINANCIAL STATEMENTS
FOR THE YEAR ENDED DECEMBER 31, 2019

NOTE 13 - DEFINED BENEFIT OPEB PLANS - (Continued)

Actuarial Assumptions - OP&F

OP&F's total OPEB liability as of December 31, 2018, is based on the results of an actuarial valuation date of January 1, 2018, and rolled-forward using generally accepted actuarial procedures. The total OPEB liability is determined by OP&F's actuaries in accordance with GASB Statement No. 74, as part of their annual valuation. Actuarial valuations of an ongoing plan involve estimates of reported amounts and assumptions about probability of occurrence of events far into the future. Examples include assumptions about future employment mortality, salary increases, disabilities, retirements and employment terminations. Actuarially determined amounts are subject to continual review and potential modifications, as actual results are compared with past expectations and new estimates are made about the future.

Projections of benefits for financial reporting purposes are based on the substantive plan (the plan as understood by the employers and plan members) and include the types of benefits provided at the time of each valuation and the historical pattern of sharing benefit costs between the employers and plan members to that point. The projection of benefits for financial reporting purposes does not explicitly incorporate the potential effects of legal or contractual funding limitations.

Actuarial calculations reflect a long-term perspective. For a newly hired employee, actuarial calculations will take into account the employee's entire career with the employer and also take into consideration the benefits, if any, paid to the employee after termination of employment until the death of the employee and any applicable contingent annuitant. In many cases, actuarial calculations reflect several decades of service with the employer and the payment of benefits after termination.

Key methods and assumptions used in the latest actuarial valuation, reflecting experience study results, are presented below.

Valuation Date	January 1, 2018, with actuarial liabilities rolled forward to December 31, 2018
Actuarial Cost Method	Entry Age Normal (Level Percent of Payroll)
Investment Rate of Return	8.00%
Projected Salary Increases	3.75% to 10.50%
Payroll Growth	Inflation rate of 2.75% plus productivity increase rate of 0.50%
Single discount rate:	
Current measurement date	4.66%
Prior measurement date	3.24%
Cost of Living Adjustments	3.00% simple; 2.20% simple for increases based on the lesser of the increase in CPI and 3.00%

Mortality for non-disabled participants is based on the RP-2014 Total Employee and Healthy Annuitant Mortality Tables rolled back to 2006, adjusted according to the rates in the following table, and projected with the Conduent Modified 2016 Improvement Scale. Rates for surviving beneficiaries are adjusted by 120%.

<u>Age</u>	<u>Police</u>	<u>Fire</u>
67 or less	77%	68%
68-77	105%	87%
78 and up	115%	120%

CITY OF STEUBENVILLE, OHIO

NOTES TO THE BASIC FINANCIAL STATEMENTS
FOR THE YEAR ENDED DECEMBER 31, 2019

NOTE 13 - DEFINED BENEFIT OPEB PLANS - (Continued)

Mortality for disabled retirees is based on the RP-2014 Disabled Mortality Tables rolled back to 2006, adjusted according to the rates in the following table, and projected with the Conduent Modified 2016 Improvement Scale.

Age	Police	Fire
59 or less	35%	35%
60-69	60%	45%
70-79	75%	70%
80 and up	100%	90%

The most recent experience study was completed for the five-year period ended December 31, 2016.

The long-term expected rate of return on OPEB plan investments was determined using a building-block approach and assumes a time horizon, as defined in the Statement of Investment Policy. A forecasted rate of inflation serves as the baseline for the return expected. Various real return premiums over the baseline inflation rate have been established for each asset class. The long-term expected nominal rate of return has been determined by calculating a weighted averaged of the expected real return premiums for each asset class, adding the projected inflation rate and adding the expected return from rebalancing uncorrelated asset classes.

Best estimates of the long-term expected geometric real rates of return for each major asset class included in OP&F's target asset allocation as of December 31, 2018, are summarized below:

Asset Class	Target Allocation	10 Year Expected Real Rate of Return **	30 Year Expected Real Rate of Return **
Cash and Cash Equivalents	- %	1.00 %	0.80 %
Domestic Equity	16.00	5.30	5.50
Non-US Equity	16.00	6.10	5.90
Private Markets	8.00	8.40	8.40
Core Fixed Income *	23.00	2.20	2.60
High Yield Fixed Income	7.00	4.20	4.80
Private Credit	5.00	8.30	7.50
U.S. Inflation			
Linked Bonds *	17.00	1.30	2.30
Master Limited Partnerships	8.00	6.70	6.40
Real Assets	8.00	7.00	7.00
Private Real Estate	12.00	5.70	6.10
Total	120.00 %		

Note: assumptions are geometric.

* levered 2x

** numbers include inflation

CITY OF STEUBENVILLE, OHIO

NOTES TO THE BASIC FINANCIAL STATEMENTS
FOR THE YEAR ENDED DECEMBER 31, 2019

NOTE 13 - DEFINED BENEFIT OPEB PLANS - (Continued)

OP&F’s Board of Trustees has incorporated the risk parity concept into OP&F’s asset liability valuation with the goal of reducing equity risk exposure, which reduces overall Total Portfolio risk without sacrificing return, and creating a more risk-balanced portfolio based on their relationship between asset classes and economic environments. From the notional portfolio perspective above, the Total Portfolio may be levered up to 1.20 times due to the application of leverage in certain fixed income asset classes.

Discount Rate - The total OPEB liability was calculated using the discount rate of 4.66%. A discount rate of 3.24% was used to measure the total OPEB liability at December 31, 2017. The projection of cash flows used to determine the discount rate assumed the contribution from employers and from members would be computed based on contribution requirements as stipulated by state statute. Projected inflows from investment earnings were calculated using the longer-term assumed investment rate of return 8.00%. Based on those assumptions, OP&F’s fiduciary net position was projected to not be able to make all future benefit payments of current plan members. Therefore, a municipal bond rate of 4.13% at December 31, 2018 and 3.16% at December 31, 2017, was blended with the long-term rate of 8.00%, which resulted in a blended discount rate of 4.66%.

Sensitivity of the City’s Proportionate Share of the Net OPEB Liability to Changes in the Discount Rate - Net OPEB liability is sensitive to changes in the discount rate, and to illustrate the potential impact the following table presents the net OPEB liability calculated using the discount rate of 4.66%, as well as what the net OPEB liability would be if it were calculated using a discount rate that is one percentage point lower (3.66%), or one percentage point higher (5.66%) than the current rate.

	1% Decrease	Current Discount Rate	1% Increase
City's proportionate share of the net OPEB liability	\$ 2,226,060	\$ 1,827,226	\$ 1,492,439

Sensitivity of the City’s Proportionate Share of the Net OPEB Liability to Changes in the Health Care Cost Trend Rate - Due to the change from a self-funded plan to the stipend plan, disclosure of the healthcare cost trend rate for OP&F is no longer available.

Changes Between Measurement Date and Report Date - Beginning January 1, 2019 OP&F is changing its retiree health care model and the current self-insured health care plan will no longer be offered. In its place will be a stipend-based health care model. OP&F has contracted with a vendor who will assist eligible retirees in choosing health care plans from their marketplace (both Medicare-eligible and pre-Medicare populations). A stipend funded by OP&F will be placed in individual Health Reimbursement Accounts that retirees will use to be reimbursed for health care expenses. As a result of changing from the current healthcare model to the stipend based healthcare model, management expects that it will be able to provide stipends to eligible participants for the next 15 years. Although the exact amount of these changes is not known, the overall decrease to the City’s net OPEB liability is expected to be significant.

CITY OF STEUBENVILLE, OHIO

NOTES TO THE BASIC FINANCIAL STATEMENTS
FOR THE YEAR ENDED DECEMBER 31, 2019

NOTE 14 - BUDGETARY BASIS OF ACCOUNTING

While the City is reporting financial position, results of operations and changes in fund balance on the basis of generally accepted accounting principles (GAAP), the budgetary basis as provided by law is based upon accounting for certain transactions on a basis of cash receipts, disbursements and encumbrances. The statement of revenues, expenditures and changes in fund balances - budget and actual (non-GAAP budgetary basis) presented for the general fund is presented on the budgetary basis to provide a meaningful comparison of actual results with the budget. The major differences between the budget basis and GAAP basis are as follows:

1. Revenues and other financing sources are recorded when received in cash (budget basis) as opposed to when susceptible to accrual (GAAP basis);
2. Expenditures/expenses and other financing uses are recorded when paid in cash (budget basis) as opposed to when the liability is incurred (GAAP basis);
3. In order to determine compliance with Ohio law, and to reserve that portion of the applicable appropriation, total outstanding encumbrances (budget basis) are recorded as the equivalent of an expenditure, as opposed to assigned or committed fund balance for that portion of outstanding encumbrances not already recognized as an account payable (GAAP basis);
4. Some funds are included in the general fund (GAAP basis), but have separate legally adopted budgets (budget basis).

The following table summarizes the adjustments necessary to reconcile the GAAP basis statements (as reported in the fund financial statements) to the budgetary basis statements for all governmental funds for which a budgetary basis statement is presented.

Net Change in Fund Balance	<u>General</u>
Budget basis	\$ 132,266
Net adjustment for revenue accruals	(516,855)
Net adjustment for expenditure accruals	256,546
Funds budgeted elsewhere	(32,991)
Adjustment for encumbrances	<u>544,564</u>
GAAP basis	<u><u>\$ 383,530</u></u>

Certain funds that are legally budgeted in separate special revenue funds are considered part of the general fund on a GAAP basis. This includes the unclaimed monies fund, the safety fund and the general reserve fund.

CITY OF STEUBENVILLE, OHIO

NOTES TO THE BASIC FINANCIAL STATEMENTS FOR THE YEAR ENDED DECEMBER 31, 2019

NOTE 15 - LANDFILL CLOSURE AND POST-CLOSURE CARE COST

State and federal laws and regulations require the City to place a final cover on its municipal landfill site and to perform certain maintenance and monitoring functions at the closed landfill site for thirty years after closure. The landfill is no longer being used; however, the final cover as required by State and federal laws has not been placed on the landfill. In an agreement with the Ohio EPA, the City does not have to place a final cover on the landfill unless enough oil and gas royalties are generated to pay for it (see Note 17). Under the terms of the agreement with the Ohio EPA, the City is required to perform certain maintenance and monitoring functions at the landfill through 2034. The estimated liability for the landfill is \$1,965,510. The estimated cost of landfill closure and post-closure care expenses is based on the amount that would be paid if all materials and services required to monitor and maintain the closed landfill were acquired as of December 31, 2019. However, the actual costs of closure and post-closure care may be higher due to inflation, changes in technology, or changes in landfill laws and regulations.

NOTE 16 - CONTINGENCIES

A. Grants

The City receives significant financial assistance from numerous federal and State agencies in the form of grants. The disbursement of funds received under these programs generally requires compliance with terms and conditions specified in the grant agreements and are subject to audit by the grantor agencies. Any disallowed claims resulting from such audits could become a liability of the general fund or other applicable funds. However, in the opinion of management, any such disallowed claims will not have a material effect on any of the financial statements of the individual fund types included herein or on the overall financial position of the City at December 31, 2019.

B. Litigation

The City has been named in various lawsuits, however, according to the City's legal counsel pending litigation will not have a material effect, if any, on the financial condition of the City.

NOTE 17 - OIL AND GAS LEASE

On February 28, 2012, the City entered into an oil and gas lease with Hess Ohio Development, LLC (Hess). The lease gives Hess the right to explore and drill for oil and gas on approximately 111 acres of City land. The City received a one-time nonrefundable payment from Hess in the amount of \$597,256. In addition, the City will receive a 19% royalty on any oil or gas that is recovered from the land. The City recorded the one-time payment in the refuse fund during 2012 and is required to record any future royalty revenue in the refuse fund. During 2019, the refuse fund received \$277,032 in royalties revenue. This revenue is restricted and will be used to pay for expenses incurred in the closing of the City's landfill.

NOTE 18 - CONDUIT DEBT

To provide funds to finance the cost of acquiring, constructing, installing and equipping certain hospital facilities and refunding prior debt obligations, the City has issued \$43,930,000 hospital facilities revenue refunding bonds, series 2010 (Trinity Health System Obligated Group). These bonds are special limited obligations of the City, payable solely from and secured by a sublease and pledged receipts. The bonds do not constitute a debt or pledge of the faith and credit of the City and, accordingly, have not been reported in the accompanying financial statements.

At December 31, 2019, hospital facilities revenue refunding bonds outstanding aggregated \$28,770,000.

CITY OF STEUBENVILLE, OHIO

**NOTES TO THE BASIC FINANCIAL STATEMENTS
FOR THE YEAR ENDED DECEMBER 31, 2019**

NOTE 19 - TAX ABATEMENTS

As of December 31, 2019, the City provides tax abatements through the Community Reinvestment Area (CRA) program. This program relates to the abatement of property taxes.

CRA - Under the authority of Ohio Revised Code (ORC) Section 3735.67, the CRA program is an economic development tool administered by municipal and county governments that provides real property tax exemptions for property owners who renovate existing or construct new buildings. CRA's are areas of land in which property owners can receive tax incentives for investing in real property improvements. Under the CRA program, local governments petition to the Ohio Development Services Agency (ODSA) for confirmation of a geographical area in which investment in housing is desired. Once an area is confirmed by the ODSA, local governments may offer real property tax exemptions to taxpayers that invest in that area. Property owners in the CRA can receive temporary tax abatements for renovation of existing structures and new construction in these areas. Property owners apply to the local legislative authority for approval to renovate or construct in the CRA. Upon approval and certification of completion, the amount of the abatement is deducted from the individual or entity's property tax bill.

The City has no "clawback" provisions to recapture abated taxes, however a review board annually evaluates future status of each CRA. The total value of the City's share of taxes abated for 2019 was \$32,425.

NOTE 20 - OTHER COMMITMENTS

The City utilizes encumbrance accounting as part of its budgetary controls. Encumbrances outstanding at year end may be reported as part of restricted, committed, or assigned classifications of fund balance. At year end, the City's commitments for encumbrances in the governmental funds were as follows:

<u>Fund</u>	<u>Year-End Encumbrances</u>
General fund	\$ 476,320
.7% City income tax - street improvement	295,221
Other governmental	<u>707,767</u>
Total	<u>\$ 1,479,308</u>

CITY OF STEUBENVILLE, OHIO

NOTES TO THE BASIC FINANCIAL STATEMENTS
FOR THE YEAR ENDED DECEMBER 31, 2019

NOTE 21 - FUND BALANCE

Fund balance is classified as nonspendable, restricted, committed, assigned and/or unassigned based primarily on the extent to which the City is bound to observe constraints imposed upon the use of resources in the governmental funds. The constraints placed on fund balance for the major governmental funds and all other governmental funds are presented below:

Fund balance	General	.7% City Income Tax Street Improvement	Nonmajor Governmental Funds	Total Governmental Funds
Nonspendable:				
Materials and supplies inventory	\$ 202,812	\$ -	\$ 97,500	\$ 300,312
Prepays	101,531	2,138	2,201	105,870
Unclaimed monies	25,999	-	-	25,999
Total nonspendable	<u>330,342</u>	<u>2,138</u>	<u>99,701</u>	<u>432,181</u>
Restricted:				
Capital improvements	-	-	148,487	148,487
Street construction, maintenance and repair	-	-	1,146,938	1,146,938
Municipal court improvements	-	-	62,042	62,042
Community development	-	-	80,570	80,570
Court programs	-	-	184,768	184,768
Police and fire programs	-	-	88,277	88,277
Other purposes	-	-	385,373	385,373
Total restricted	<u>-</u>	<u>-</u>	<u>2,096,455</u>	<u>2,096,455</u>
Committed:				
Debt service	-	-	279,648	279,648
Capital improvements	-	-	10,000	10,000
Street construction, maintenance and repair	-	1,619,646	-	1,619,646
Equipment improvement	-	-	603,713	603,713
Recreation purposes	-	-	193,460	193,460
Other purposes	-	-	43,152	43,152
Total committed	<u>-</u>	<u>1,619,646</u>	<u>1,129,973</u>	<u>2,749,619</u>
Assigned:				
Hospitalization insurance	335,065	-	-	335,065
Safety programs	11,304	-	-	11,304
Other purposes	135,250	-	-	135,250
Total assigned	<u>481,619</u>	<u>-</u>	<u>-</u>	<u>481,619</u>
Unassigned	<u>4,848,508</u>	<u>-</u>	<u>-</u>	<u>4,848,508</u>
Total fund balances	<u>\$ 5,660,469</u>	<u>\$ 1,621,784</u>	<u>\$ 3,326,129</u>	<u>\$ 10,608,382</u>

CITY OF STEUBENVILLE, OHIO

**NOTES TO THE BASIC FINANCIAL STATEMENTS
FOR THE YEAR ENDED DECEMBER 31, 2019**

NOTE 22 - SUBSEQUENT EVENT

The United States and the State of Ohio declared a state of emergency in March 2020 due to the COVID-19 pandemic. The financial impact of COVID-19 and the ensuing emergency measures will impact subsequent periods of the City. The City's investment portfolio and the investments of the pension and other employee benefit plan in which the City participates have incurred a significant decline in fair value, consistent with the general decline in financial markets. However, because the values of individual investments fluctuate with market conditions, and due to market volatility, the amount of losses that will be recognized in subsequent periods, if any, cannot be determined. In addition, the impact on the City's future operating costs, revenues, and any recovery from emergency funding, either federal or state, cannot be estimated.

THIS PAGE IS INTENTIONALLY LEFT BLANK

REQUIRED SUPPLEMENTARY INFORMATION

CITY OF STEUBENVILLE, OHIO

SCHEDULES OF THE REQUIRED SUPPLEMENTARY INFORMATION

SCHEDULE OF THE CITY'S PROPORTIONATE SHARE OF
THE NET PENSION LIABILITY/NET PENSION ASSET
OHIO PUBLIC EMPLOYEES RETIREMENT SYSTEM (OPERS)

LAST SIX YEARS

	<u>2019</u>	<u>2018</u>	<u>2017</u>	<u>2016</u>
<i>Traditional Plan:</i>				
City's proportion of the net pension liability	0.036598%	0.035669%	0.036927%	0.038553%
City's proportionate share of the net pension liability	\$ 10,023,450	\$ 5,595,775	\$ 8,385,494	\$ 6,677,866
City's covered payroll	\$ 5,012,371	\$ 4,803,238	\$ 4,846,842	\$ 4,823,992
City's proportionate share of the net pension liability as a percentage of its covered payroll	199.97%	116.50%	173.01%	138.43%
Plan fiduciary net position as a percentage of the total pension liability	74.70%	84.66%	77.25%	81.08%
<i>Combined Plan:</i>				
City's proportion of the net pension asset	0.022143%	0.021655%	0.022214%	0.023770%
City's proportionate share of the net pension asset	\$ 24,760	\$ 29,479	\$ 12,364	\$ 11,567
City's covered payroll	\$ 94,707	\$ 88,685	\$ 86,475	\$ 84,508
City's proportionate share of the net pension asset as a percentage of its covered payroll	26.14%	33.24%	14.30%	13.69%
Plan fiduciary net position as a percentage of the total pension asset	126.64%	137.28%	116.55%	116.90%
<i>Member Directed Plan:</i>				
City's proportion of the net pension asset	0.023690%	0.032625%	0.027233%	0.029321%
City's proportionate share of the net pension asset	\$ 540	\$ 1,139	\$ 113	\$ 112
City's covered payroll	\$ 135,390	\$ 178,840	\$ 111,917	\$ 163,300
City's proportionate share of the net pension asset as a percentage of its covered payroll	0.40%	0.64%	0.10%	0.07%
Plan fiduciary net position as a percentage of the total pension asset	113.42%	124.46%	103.40%	103.91%

Note: Information prior to 2014 was unavailable. Schedule is intended to show information for 10 years. Additional years will be displayed as they become available.

Amounts presented for each fiscal year were determined as of the City's measurement date which is the prior year-end.

SEE ACCOMPANYING NOTES TO THE REQUIRED SUPPLEMENTARY INFORMATION

	<u>2015</u>	<u>2014</u>
	0.038777%	0.038777%
\$	4,676,940	\$ 4,571,303
\$	4,755,025	\$ 4,674,669
	98.36%	97.79%
	86.45%	86.36%
	0.024124%	0.024124%
\$	9,288	\$ 2,531
\$	88,175	\$ 91,208
	10.53%	2.77%
	114.83%	104.56%
	n/a	n/a
	n/a	n/a
	n/a	n/a
	n/a	n/a
	n/a	n/a

CITY OF STEUBENVILLE, OHIO

SCHEDULES OF THE REQUIRED SUPPLEMENTARY INFORMATION

SCHEDULE OF THE CITY'S PROPORTIONATE SHARE OF
THE NET PENSION LIABILITY
OHIO POLICE AND FIRE (OP&F) PENSION FUND

	LAST SIX YEARS			
	<u>2019</u>	<u>2018</u>	<u>2017</u>	<u>2016</u>
City's proportion of the net pension liability	0.20065000%	0.20198000%	0.20446700%	0.21778200%
City's proportionate share of the net pension liability	\$ 16,378,342	\$ 12,396,451	\$ 12,950,746	\$ 14,010,025
City's covered payroll	\$ 4,505,505	\$ 4,442,529	\$ 4,422,511	\$ 4,434,530
City's proportionate share of the net pension liability as a percentage of its covered payroll	363.52%	279.04%	292.84%	315.93%
Plan fiduciary net position as a percentage of the total pension liability	63.07%	70.91%	68.36%	66.77%

Note: Information prior to 2014 was unavailable. Schedule is intended to show information for 10 years. Additional years will be displayed as they become available.

Amounts presented for each fiscal year were determined as of the City's measurement date which is the prior year-end.

SEE ACCOMPANYING NOTES TO THE REQUIRED SUPPLEMENTARY INFORMATION

<u>2015</u>	<u>2014</u>
0.19982550%	0.19982550%
\$ 10,351,794	\$ 9,732,129
\$ 4,230,338	\$ 4,368,467
244.70%	222.78%
72.20%	73.00%

CITY OF STEUBENVILLE, OHIO

SCHEDULES OF THE REQUIRED SUPPLEMENTARY INFORMATION

SCHEDULE OF CITY PENSION CONTRIBUTIONS
OHIO PUBLIC EMPLOYEES RETIREMENT SYSTEM (OPERS)

LAST TEN YEARS

	<u>2019</u>	<u>2018</u>	<u>2017</u>	<u>2016</u>
<i>Traditional Plan:</i>				
Contractually required contribution	\$ 744,561	\$ 701,732	\$ 624,421	\$ 581,621
Contributions in relation to the contractually required contribution	<u>(744,561)</u>	<u>(701,732)</u>	<u>(624,421)</u>	<u>(581,621)</u>
Contribution deficiency (excess)	<u>\$ -</u>	<u>\$ -</u>	<u>\$ -</u>	<u>\$ -</u>
City's covered payroll	\$ 5,318,293	\$ 5,012,371	\$ 4,803,238	\$ 4,846,842
Contributions as a percentage of covered payroll	14.00%	14.00%	13.00%	12.00%
<i>Combined Plan:</i>				
Contractually required contribution	\$ 13,250	\$ 13,259	\$ 11,529	\$ 10,377
Contributions in relation to the contractually required contribution	<u>(13,250)</u>	<u>(13,259)</u>	<u>(11,529)</u>	<u>(10,377)</u>
Contribution deficiency (excess)	<u>\$ -</u>	<u>\$ -</u>	<u>\$ -</u>	<u>\$ -</u>
City's covered payroll	\$ 94,643	\$ 94,707	\$ 88,685	\$ 86,475
Contributions as a percentage of covered payroll	14.00%	14.00%	13.00%	12.00%
<i>Member Directed Plan:</i>				
Contractually required contribution	\$ 14,356	\$ 13,539	\$ 17,884	\$ 13,430
Contributions in relation to the contractually required contribution	<u>(14,356)</u>	<u>(13,539)</u>	<u>(17,884)</u>	<u>(13,430)</u>
Contribution deficiency (excess)	<u>\$ -</u>	<u>\$ -</u>	<u>\$ -</u>	<u>\$ -</u>
City's covered payroll	\$ 143,560	\$ 135,390	\$ 178,840	\$ 111,917
Contributions as a percentage of covered payroll	10.00%	10.00%	10.00%	12.00%

Note: Information prior to 2015 for the City's member directed plan was unavailable. Schedule is intended to show information for 10 years. Additional years will be displayed as they become available.

SEE ACCOMPANYING NOTES TO THE REQUIRED SUPPLEMENTARY INFORMATION

<u>2015</u>	<u>2014</u>	<u>2013</u>	<u>2012</u>	<u>2011</u>	<u>2010</u>
\$ 578,879	\$ 570,603	\$ 607,707	\$ 515,295	\$ 533,244	\$ 455,322
<u>(578,879)</u>	<u>(570,603)</u>	<u>(607,707)</u>	<u>(515,295)</u>	<u>(533,244)</u>	<u>(455,322)</u>
<u>\$ -</u>	<u>\$ -</u>	<u>\$ -</u>	<u>\$ -</u>	<u>\$ -</u>	<u>\$ -</u>
\$ 4,823,992	\$ 4,755,025	\$ 4,674,669	\$ 5,152,950	\$ 5,332,440	\$ 5,104,507
12.00%	12.00%	13.00%	10.00%	10.00%	8.92%
\$ 10,141	\$ 10,581	\$ 11,857	\$ 10,141	\$ 10,301	\$ 12,291
<u>(10,141)</u>	<u>(10,581)</u>	<u>(11,857)</u>	<u>(10,141)</u>	<u>(10,301)</u>	<u>(12,291)</u>
<u>\$ -</u>	<u>\$ -</u>	<u>\$ -</u>	<u>\$ -</u>	<u>\$ -</u>	<u>\$ -</u>
\$ 84,508	\$ 88,175	\$ 91,208	\$ 127,560	\$ 129,572	\$ 126,842
12.00%	12.00%	13.00%	7.95%	7.95%	9.69%
\$ 19,596					
<u>(19,596)</u>					
<u>\$ -</u>					
\$ 163,300					
12.00%					

CITY OF STEUBENVILLE, OHIO

SCHEDULES OF THE REQUIRED SUPPLEMENTARY INFORMATION

SCHEDULE OF CITY PENSION CONTRIBUTIONS
OHIO POLICE AND FIRE (OP&F) PENSION FUND

LAST TEN YEARS

	<u>2019</u>	<u>2018</u>	<u>2017</u>	<u>2016</u>
<i>Police:</i>				
Contractually required contribution	\$ 477,191	\$ 472,955	\$ 460,097	\$ 442,219
Contributions in relation to the contractually required contribution	<u>(477,191)</u>	<u>(472,955)</u>	<u>(460,097)</u>	<u>(442,219)</u>
Contribution deficiency (excess)	<u>\$ -</u>	<u>\$ -</u>	<u>\$ -</u>	<u>\$ -</u>
City's covered payroll	\$ 2,511,532	\$ 2,489,237	\$ 2,421,563	\$ 2,327,468
Contributions as a percentage of covered payroll	19.00%	19.00%	19.00%	19.00%
<i>Fire:</i>				
Contractually required contribution	\$ 482,265	\$ 473,823	\$ 474,927	\$ 492,335
Contributions in relation to the contractually required contribution	<u>(482,265)</u>	<u>(473,823)</u>	<u>(474,927)</u>	<u>(492,335)</u>
Contribution deficiency (excess)	<u>\$ -</u>	<u>\$ -</u>	<u>\$ -</u>	<u>\$ -</u>
City's covered payroll	\$ 2,052,191	\$ 2,016,268	\$ 2,020,966	\$ 2,095,043
Contributions as a percentage of covered payroll	23.50%	23.50%	23.50%	23.50%

SEE ACCOMPANYING NOTES TO THE REQUIRED SUPPLEMENTARY INFORMATION

<u>2015</u>	<u>2014</u>	<u>2013</u>	<u>2012</u>	<u>2011</u>	<u>2010</u>
\$ 439,244	\$ 417,225	\$ 361,470	\$ 289,845	\$ 297,135	\$ 310,558
<u>(439,244)</u>	<u>(417,225)</u>	<u>(361,470)</u>	<u>(289,845)</u>	<u>(297,135)</u>	<u>(310,558)</u>
<u>\$ -</u>	<u>\$ -</u>	<u>\$ -</u>	<u>\$ -</u>	<u>\$ -</u>	<u>\$ -</u>
\$ 2,311,811	\$ 2,195,921	\$ 2,275,782	\$ 2,273,294	\$ 2,330,471	\$ 2,435,749
19.00%	19.00%	15.88%	12.75%	12.75%	12.75%
\$ 498,839	\$ 478,088	\$ 426,392	\$ 343,993	\$ 356,041	\$ 355,947
<u>(498,839)</u>	<u>(478,088)</u>	<u>(426,392)</u>	<u>(343,993)</u>	<u>(356,041)</u>	<u>(355,947)</u>
<u>\$ -</u>	<u>\$ -</u>	<u>\$ -</u>	<u>\$ -</u>	<u>\$ -</u>	<u>\$ -</u>
\$ 2,122,719	\$ 2,034,417	\$ 2,091,866	\$ 1,994,162	\$ 2,064,006	\$ 2,063,461
23.50%	23.50%	20.38%	17.25%	17.25%	17.25%

CITY OF STEUBENVILLE, OHIO

SCHEDULES OF THE REQUIRED SUPPLEMENTARY INFORMATION

SCHEDULE OF THE CITY'S PROPORTIONATE SHARE OF
THE NET OPEB LIABILITY
OHIO PUBLIC EMPLOYEES RETIREMENT SYSTEM (OPERS)

LAST THREE YEARS

	<u>2019</u>	<u>2018</u>	<u>2017</u>
City's proportion of the net OPEB liability	0.035667%	0.035170%	0.036062%
City's proportionate share of the net OPEB liability	\$ 4,650,134	\$ 3,819,203	\$ 3,642,341
City's covered payroll	\$ 5,242,468	\$ 5,070,763	\$ 5,045,234
City's proportionate share of the net OPEB liability as a percentage of its covered payroll	88.70%	75.32%	72.19%
Plan fiduciary net position as a percentage of the total OPEB liability	46.33%	54.14%	54.05%

Note: Information prior to 2017 was unavailable. Schedule is intended to show information for 10 years. Additional years will be displayed as they become available.

Amounts presented for each fiscal year were determined as of the City's measurement date which is the prior year-end.

SEE ACCOMPANYING NOTES TO THE REQUIRED SUPPLEMENTARY INFORMATION

CITY OF STEUBENVILLE, OHIO

SCHEDULES OF THE REQUIRED SUPPLEMENTARY INFORMATION

SCHEDULE OF THE CITY'S PROPORTIONATE SHARE OF
THE NET OPEB LIABILITY
OHIO POLICE AND FIRE (OP&F) PENSION FUND

LAST THREE YEARS

	<u>2019</u>	<u>2018</u>	<u>2017</u>
City's proportion of the net OPEB liability	0.20065000%	0.20198000%	0.20446700%
City's proportionate share of the net OPEB liability	\$ 1,827,226	\$ 11,443,932	\$ 9,705,589
City's covered payroll	\$ 4,505,505	\$ 4,442,529	\$ 4,422,511
City's proportionate share of the net OPEB liability as a percentage of its covered payroll	40.56%	257.60%	219.46%
Plan fiduciary net position as a percentage of the total OPEB liability	46.57%	14.13%	15.96%

Note: Information prior to 2017 was unavailable. Schedule is intended to show information for 10 years. Additional years will be displayed as they become available.

Amounts presented for each fiscal year were determined as of the City's measurement date which is the prior year-end.

SEE ACCOMPANYING NOTES TO THE REQUIRED SUPPLEMENTARY INFORMATION

CITY OF STEUBENVILLE, OHIO

SCHEDULES OF THE REQUIRED SUPPLEMENTARY INFORMATION

SCHEDULE OF CITY OPEB CONTRIBUTIONS
OHIO PUBLIC EMPLOYEES RETIREMENT SYSTEM (OPERS)

LAST TEN YEARS

	<u>2019</u>	<u>2018</u>	<u>2017</u>	<u>2016</u>
Contractually required contribution	\$ 5,742	\$ 5,415	\$ 56,072	\$ 105,028
Contributions in relation to the contractually required contribution	<u>(5,742)</u>	<u>(5,415)</u>	<u>(56,072)</u>	<u>(105,028)</u>
Contribution deficiency (excess)	<u>\$ -</u>	<u>\$ -</u>	<u>\$ -</u>	<u>\$ -</u>
City's covered payroll	\$ 5,556,496	\$ 5,242,468	\$ 5,070,763	\$ 5,045,234
Contributions as a percentage of covered payroll	0.10%	0.10%	1.11%	2.08%

SEE ACCOMPANYING NOTES TO THE REQUIRED SUPPLEMENTARY INFORMATION

<u>2015</u>	<u>2014</u>	<u>2013</u>	<u>2012</u>	<u>2011</u>	<u>2010</u>
\$ 98,170	\$ 90,090	\$ 47,638	\$ 213,835	\$ 221,137	\$ 467,613
<u>(98,170)</u>	<u>(90,090)</u>	<u>(47,638)</u>	<u>(213,835)</u>	<u>(221,137)</u>	<u>(467,613)</u>
<u>\$ -</u>	<u>\$ -</u>	<u>\$ -</u>	<u>\$ -</u>	<u>\$ -</u>	<u>\$ -</u>
\$ 5,071,800	\$ 4,843,200	\$ 4,765,877	\$ 5,280,510	\$ 5,462,012	\$ 5,231,349
1.94%	1.86%	1.00%	4.05%	4.05%	8.94%

CITY OF STEUBENVILLE, OHIO

SCHEDULES OF THE REQUIRED SUPPLEMENTARY INFORMATION

SCHEDULE OF CITY OPEB CONTRIBUTIONS
OHIO POLICE AND FIRE (OP&F) PENSION FUND

LAST TEN YEARS

	<u>2019</u>	<u>2018</u>	<u>2017</u>	<u>2016</u>
<i>Police:</i>				
Contractually required contribution	\$ 12,558	\$ 12,446	\$ 12,108	\$ 11,637
Contributions in relation to the contractually required contribution	<u>(12,558)</u>	<u>(12,446)</u>	<u>(12,108)</u>	<u>(11,637)</u>
Contribution deficiency (excess)	<u>\$ -</u>	<u>\$ -</u>	<u>\$ -</u>	<u>\$ -</u>
City's covered payroll	\$ 2,511,532	\$ 2,489,237	\$ 2,421,563	\$ 2,327,468
Contributions as a percentage of covered payroll	0.50%	0.50%	0.50%	0.50%
 <i>Fire:</i>				
Contractually required contribution	\$ 10,261	\$ 10,081	\$ 10,105	\$ 10,475
Contributions in relation to the contractually required contribution	<u>(10,261)</u>	<u>(10,081)</u>	<u>(10,105)</u>	<u>(10,475)</u>
Contribution deficiency (excess)	<u>\$ -</u>	<u>\$ -</u>	<u>\$ -</u>	<u>\$ -</u>
City's covered payroll	\$ 2,052,191	\$ 2,016,268	\$ 2,020,966	\$ 2,095,043
Contributions as a percentage of covered payroll	0.50%	0.50%	0.50%	0.50%

SEE ACCOMPANYING NOTES TO THE REQUIRED SUPPLEMENTARY INFORMATION

<u>2015</u>	<u>2014</u>	<u>2013</u>	<u>2012</u>	<u>2011</u>	<u>2010</u>
\$ 11,871	\$ 10,987	\$ 79,652	\$ 151,859	\$ 157,307	\$ 310,558
<u>(11,871)</u>	<u>(10,987)</u>	<u>(79,652)</u>	<u>(151,859)</u>	<u>(157,307)</u>	<u>(310,558)</u>
<u>\$ -</u>	<u>\$ -</u>	<u>\$ -</u>	<u>\$ -</u>	<u>\$ -</u>	<u>\$ -</u>
\$ 2,311,811	\$ 2,195,921	\$ 2,275,782	\$ 2,273,294	\$ 2,330,471	\$ 2,435,749
0.51%	0.50%	3.50%	6.68%	6.75%	6.75%
\$ 10,614	\$ 10,172	\$ 73,456	\$ 134,606	\$ 139,320	\$ 355,947
<u>(10,614)</u>	<u>(10,172)</u>	<u>(73,456)</u>	<u>(134,606)</u>	<u>(139,320)</u>	<u>(355,947)</u>
<u>\$ -</u>	<u>\$ -</u>	<u>\$ -</u>	<u>\$ -</u>	<u>\$ -</u>	<u>\$ -</u>
\$ 2,122,719	\$ 2,034,417	\$ 2,091,866	\$ 1,994,162	\$ 2,064,006	\$ 2,063,461
0.50%	0.50%	3.51%	6.75%	6.75%	6.75%

CITY OF STEUBENVILLE, OHIO

NOTES TO THE REQUIRED SUPPLEMENTARY INFORMATION
FOR THE YEAR ENDED DECEMBER 31, 2019

PENSION

OHIO PUBLIC EMPLOYEES RETIREMENT SYSTEM (OPERS)

Changes in benefit terms : There were no changes in benefit terms from the amounts reported for 2014-2019.

Changes in assumptions : There were no changes in methods and assumptions used in the calculation of actuarial determined contributions for 2014-2016. For 2017, the following were the most significant changes of assumptions that affected the total pension liability since the prior measurement date: (a) reduction in the actuarially assumed rate of return from 8.00% down to 7.50%, (b) for defined benefit investments, decreasing the wage inflation from 3.75% to 3.25% and (c) changing the future salary increases from a range of 4.25%-10.05% to 3.25%-10.75%. There were no changes in assumptions for 2018. For 2019 the following were the most significant changes of assumptions that affected the total pension liability since the prior measurement date: (a) the assumed rate of return and discount rate were reduced from 7.50% down to 7.20%.

OHIO POLICE AND FIRE (OP&F) PENSION FUND

Changes in benefit terms : There were no changes in benefit terms from the amounts reported for 2014-2019.

Changes in assumptions : There were no changes in methods and assumptions used in the calculation of actuarial determined contributions for 2014-2017. For 2018, the following were the most significant changes of assumptions that affected the total pension since the prior measurement date: (a) reduction in the actuarially assumed rate of return from 8.50% down to 8.00%, (b) changing the future salary increases from a range of 4.25%-11.00% to 3.75%-10.50%, (c) reduction in payroll increases from 3.75% down to 3.25%, (d) reduction in inflation assumptions from 3.25% down to 2.75% and (e) Cost of Living Adjustments (COLA) were reduced from 2.60% and 3.00% simple to 2.20% and 3.00% simple. There were no changes in assumptions for 2019.

OTHER POSTEMPLOYMENT BENEFITS (OPEB)

OHIO PUBLIC EMPLOYEES RETIREMENT SYSTEM (OPERS)

Changes in benefit terms : There were no changes in benefit terms from the amounts reported for 2017-2019.

Changes in assumptions : There were no changes in methods and assumptions used in the calculation of actuarial determined contributions for 2017. For 2018, the following were the most significant changes of assumptions that affected the total OPEB liability since the prior measurement date: (a) reduction in the actuarially assumed rate of return from 4.23% down to 3.85%. For 2019, the following were the most significant changes of assumptions that affect the total OPEB liability since the prior measurement date: (a) the discount rate was increased from 3.85% up to 3.96%, (b) The investment rate of return was decreased from 6.50% percent down to 6.00%, (c) the municipal bond rate was increased from 3.31% up to 3.71% and (d) the health care cost trend rate was increased from 7.50%, initial/3.25%, ultimate in 2028 up to 10.00%, initial/3.25%, ultimate in 2029.

OHIO POLICE AND FIRE (OP&F) PENSION FUND

Changes in benefit terms : There were no changes in benefit terms from the amounts reported for 2017-2018. For 2019, OP&F changed its retiree health care model from a self-insured health care plan to a stipend-based health care model.

Changes in assumptions : There were no changes in methods and assumptions used in the calculation of actuarial determined contributions for 2017. For 2018, the following were the most significant changes of assumptions that affected the total OPEB liability since the prior measurement date: (a) DROP interest rate was reduced from 4.50% to 4.00%, (b) CPI-based COLA was reduced from 2.60% to 2.20%, (c) investment rate of return was reduced from 8.25% to 8.00%, (d) salary increases were reduced from 3.75% to 3.25% and (e) payroll growth was reduced from 3.75% to 3.25%. For 2019, the following were the most significant changes of assumptions that affect the total OPEB liability since the prior measurement date: (a) the discount rate was increased from 3.24% up to 4.66%.

COMBINING STATEMENTS
AND INDIVIDUAL FUND SCHEDULES

THIS PAGE IS INTENTIONALLY LEFT BLANK

CITY OF STEUBENVILLE, OHIO
INDIVIDUAL FUND SCHEDULES
FUND DESCRIPTIONS - GOVERNMENTAL FUNDS

GENERAL FUND

The general fund accounts for all financial resources except those required to be accounted for in another fund. The general fund balance is available to the City for any purpose provided it is expended or transferred according to the charter of the City and/or the general laws of Ohio.

FUNDS INCLUDED IN THE GENERAL FUND

The following funds are included in the general fund (GAAP basis), but have separate legally adopted budgets (budget basis):

Unclaimed Monies Fund

This fund accounts for uncashed checks issued by the City.

Safety Fund

This fund accounts for monies and grants used for programs and equipment to prevent employee injuries and maintain a reasonable workers' compensation rate.

General Reserve Fund

This fund accounts for monies set-aside by the City for future expenses.

MAJOR CAPITAL PROJECTS FUND

.7% City Income Tax - Street Improvement Fund

This fund accounts for income tax revenue committed for, and Ohio Department of Transportation grants restricted for, improvement of the streets within the City.

NONMAJOR SPECIAL REVENUE FUNDS

The special revenue funds are used to account for all specific financial resources (other than major capital projects) that are restricted or committed for specified expenditure purposes. The following are the special revenue funds which the City operates:

Street Maintenance and Repair Fund

This fund accounts for the portion of State gasoline tax and motor vehicle registration fees designated for the maintenance of the streets within the City.

State Highway Improvement Fund

This fund accounts for the portion of the State gasoline tax and motor vehicle registration fees designated for maintenance of State highways within the City.

Litter Fund

This fund accounts for grants for litter prevention.

Hotel/Motel Tax Fund

This fund accounts for hotel occupancy taxes levied for operation of the Steubenville Convention and Visitors Bureau.

Improvement Bond Escrow Fund

This fund accounts for miscellaneous escrow funds.

Floto Historical Site Fund

This fund accounts for money held to improve a historical site in Steubenville.

Demolition Bond Trust Fund

This fund accounts for bond payments posted by contractors who are demolishing buildings within the City. The funds are returned to the contractor upon faithful performance.

CITY OF STEUBENVILLE, OHIO
INDIVIDUAL FUND SCHEDULES
FUND DESCRIPTIONS - GOVERNMENTAL FUNDS

NONMAJOR SPECIAL REVENUE FUNDS (CONTINUED)

Indigent Drivers Fund

This fund accounts for fees and fines to be used as payment of the cost of attendance at an alcohol and drug addiction treatment program.

Enforcement and Education Fund

This fund accounts for grant monies received from DUI arrests to be used for enforcement and education and for DUI housing reimbursements pursuant to Ohio Revised Code Section 4511.191.

Law Enforcement Trust Fund

This fund accounts for monies received from Federal Law Enforcement agencies designated for law enforcement purposes.

Court Security Fund

This fund accounts for fines and forfeitures designated for municipal court improvements.

South End Economic Development Fund

This fund accounts for designated funds for the development of the South End of Downtown Steubenville.

Property Maintenance Code Enforcement Fund

This fund accounts for fines and forfeitures used to pay for property maintenance expenses and dilapidated property demolitions.

Drug Dog Fund

This fund accounts for monies received to purchase a drug dog and to cover expenses relating to the drug dog.

Summer Food Program Fund

This fund accounts for federal grants to provide meals to school-aged children during summer months.

Special Assessments Fund

This fund accounts for special assessments charged to property owners for City services.

Municipal Court Special Project Fund - Probation

This fund accounts for fees used to offset expenses of the Municipal Court Probation Department, including staff salaries, equipment and facilities.

Motor Vehicle License Tax Fund

This fund accounts for fees from license plates to be used for street improvements within the City.

Zoning and Planning Fund

This fund accounts for fees paid by residents applying for a zoning permit.

Police Education Trust Fund

This fund accounts for monies designated to be used for police training and education.

Special Projects Fund

This fund accounts for the proceeds of the \$10 increase in municipal court criminal/traffic court costs.

IDIAM Court Fund

The Indigent Driver's Interlock and Monitoring (IDIAM) fund is used to account for court costs and fines in funding Interlock and SCRAM.

Court Community Correction Act Grant Fund

This fund accounts for all activity associated with the Court Community Corrections Act State Grant. The purpose of this grant is to provide community service, treatment, and house arrest as an alternative to jail time. The State grant is a complement to the Federal Stimulus Grant.

Fiber Infrastructure Fund

A fund used to account for rental income that has been committed by City Council for fiber infrastructure.

CITY OF STEUBENVILLE, OHIO
INDIVIDUAL FUND SCHEDULES
FUND DESCRIPTIONS - GOVERNMENTAL FUNDS

NONMAJOR SPECIAL REVENUE FUNDS (CONTINUED)

Food Fund

This fund accounts for license fees from local food service vendors.

EPSDT Fund

This fund accounts for State monies designated for use in the health department.

Mears Relief Fund

This fund accounts for monies bequeathed to the City in 1871, held in a certificate of deposit, with interest payable to non-profit organizations.

Swimming Pool Fund

This fund accounts for license fees for public and private swimming pools within the City.

Route 7 Project Fund

This fund accounts for monies reserved for State Route 7 improvements.

Community Development Fund

This fund accounts for monies received from Community Development Block Grant projects.

CDP - Revolving Loan Fund

This fund accounts for monies loaned to local businesses for economic development purposes.

CHIP Loan Fund

This fund accounts for federal grant monies for first-time homebuyers and home rehabilitation projects.

Municipal Court Special Projects Fund

This fund accounts for fees used to offset expenses of the Municipal Court, including staff salaries, equipment and facilities.

Mentoring Fund

This fund accounts for a federal grant designed to mentor kids ages 9-13. Funds can be used for staff, group outings, program meetings and activities, recognition and incentives.

Fire Damage Removal Fund

This fund accounts for monies deposited with the City in escrow until proper completion of work on fire damaged buildings.

Zoning and Rezoning Fund

This fund accounts for monies paid by residents or businesses applying for zoning or rezoning of their property.

NONMAJOR DEBT SERVICE FUND

The debt service fund is used to account for and report financial resources that are restricted, committed, or assigned to expenditure for principal and interest.

General Bond Retirement Fund

This fund accounts for the resources that are used for the payment of principal, interest, and other fiscal charges on general obligation debt.

CITY OF STEUBENVILLE, OHIO

INDIVIDUAL FUND SCHEDULES
FUND DESCRIPTIONS - GOVERNMENTAL FUNDS

NONMAJOR CAPITAL PROJECTS FUNDS

The capital projects funds are used to account for and report financial resources that are restricted, committed, or assigned to expenditure for capital outlays, including the acquisition or construction of capital facilities and other capital assets. Capital projects funds exclude those types of capital-related outflows financed by proprietary funds or for assets that will be held in trust for individuals, private organizations, or other governments.

General Capital Improvement Fund

This fund accounts for the acquisition and construction of major capital improvements other than those financed by proprietary funds.

Municipal Court Improvement Fund

This fund accounts for fines and forfeitures restricted for municipal court improvements.

.7% City Income Tax - Equipment Improvement Fund

This fund accounts for income tax revenue committed for purchases of new equipment for City departments.

.7% City Income Tax - Recreation Improvement Fund

This fund accounts for income tax revenue committed for improvement of the City's parks and recreational facilities.

THIS PAGE IS INTENTIONALLY LEFT BLANK

CITY OF STEUBENVILLE, OHIO

SCHEDULE OF REVENUES, EXPENDITURES AND CHANGES IN
 FUND BALANCE - BUDGET AND ACTUAL (NON-GAAP BUDGETARY BASIS)
 GENERAL FUND
 FOR THE YEAR ENDED DECEMBER 31, 2019

	Budgeted Amounts		Actual	Variance with
	Original	Final		Final Budget
				Positive
				(Negative)
Revenues:				
Municipal income taxes	\$ 9,754,750	\$ 9,852,500	\$ 9,999,705	\$ 147,205
Property and other taxes	1,267,000	1,195,288	1,186,150	(9,138)
Charges for services	33,100	31,564	31,584	20
Licenses and permits.	825,650	833,140	844,081	10,941
Fines and forfeitures.	306,000	300,000	298,870	(1,130)
Intergovernmental	781,657	842,551	843,953	1,402
Investment income	28,600	147,000	152,474	5,474
Rental income.	69,464	71,700	71,838	138
Contributions and donations.	5,000	6,555	6,555	-
Other.	748,145	761,598	769,290	7,692
Total revenues.	<u>13,819,366</u>	<u>14,041,896</u>	<u>14,204,500</u>	<u>162,604</u>
Expenditures:				
Current:				
General government				
Mayor				
Personal services.	30,927	30,820	30,720	100
Maintenance and operations.	1,880	1,949	1,665	284
Total mayor	<u>32,807</u>	<u>32,769</u>	<u>32,385</u>	<u>384</u>
Finance				
Personal services.	166,688	166,091	165,543	548
Maintenance and operations.	10,300	8,016	6,910	1,106
Total finance.	<u>176,988</u>	<u>174,107</u>	<u>172,453</u>	<u>1,654</u>
Law director				
Personal services.	184,822	180,418	178,283	2,135
Contractual services	65,000	64,586	64,408	178
Maintenance and operations	78,500	74,184	70,371	3,813
Total law director	<u>328,322</u>	<u>319,188</u>	<u>313,062</u>	<u>6,126</u>
Civil service				
Maintenance and operations	17,400	17,064	16,333	731
Total civil service	<u>17,400</u>	<u>17,064</u>	<u>16,333</u>	<u>731</u>
Central purchasing				
Personal services.	2,412,838	2,410,863	2,378,328	32,535
Maintenance and operations.	445,054	506,074	475,671	30,403
Other.	365,034	526,619	475,690	50,929
Total central purchasing	<u>3,222,926</u>	<u>3,443,556</u>	<u>3,329,689</u>	<u>113,867</u>
City manager				
Personal services.	177,248	176,988	176,408	580
Contractual services	-	-	-	-
Maintenance and operations	9,755	8,663	7,868	795
Total city manager	<u>187,003</u>	<u>185,651</u>	<u>184,276</u>	<u>1,375</u>

- - Continued

CITY OF STEUBENVILLE, OHIO

SCHEDULE OF REVENUES, EXPENDITURES AND CHANGES IN
 FUND BALANCE - BUDGET AND ACTUAL (NON-GAAP BUDGETARY BASIS)
 GENERAL FUND (CONTINUED)
 FOR THE YEAR ENDED DECEMBER 31, 2019

	Budgeted Amounts		Actual	Variance with Final Budget Positive (Negative)
	Original	Final		
City buildings				
Maintenance and operations	\$ 212,890	\$ 205,262	\$ 190,463	\$ 14,799
Total city buildings	<u>212,890</u>	<u>205,262</u>	<u>190,463</u>	<u>14,799</u>
Council				
Personal services.	86,467	83,276	83,163	113
Maintenance and operations	<u>2,700</u>	<u>970</u>	<u>543</u>	<u>427</u>
Total council	<u>89,167</u>	<u>84,246</u>	<u>83,706</u>	<u>540</u>
Municipal court				
Personal services.	519,461	496,151	494,024	2,127
Maintenance and operations	<u>111,707</u>	<u>101,447</u>	<u>95,915</u>	<u>5,532</u>
Total municipal court	<u>631,168</u>	<u>597,598</u>	<u>589,939</u>	<u>7,659</u>
Building department				
Personal services.	357,346	333,463	331,124	2,339
Contractual services	68,000	33,028	27,843	5,185
Maintenance and operations	<u>69,747</u>	<u>63,356</u>	<u>55,812</u>	<u>7,544</u>
Total building department	<u>495,093</u>	<u>429,847</u>	<u>414,779</u>	<u>15,068</u>
Total general government.	<u>5,393,764</u>	<u>5,489,288</u>	<u>5,327,085</u>	<u>162,203</u>
Police				
Personal services.	3,566,214	3,626,376	3,597,673	28,703
Maintenance and operations	303,330	332,136	325,351	6,785
Other	<u>200</u>	<u>212</u>	<u>147</u>	<u>65</u>
Total police	<u>3,869,744</u>	<u>3,958,724</u>	<u>3,923,171</u>	<u>35,553</u>
Fire				
Personal services.	2,838,036	2,775,554	2,749,577	25,977
Maintenance and operations	<u>188,464</u>	<u>181,888</u>	<u>173,184</u>	<u>8,704</u>
Total fire.	<u>3,026,500</u>	<u>2,957,442</u>	<u>2,922,761</u>	<u>34,681</u>
Electrical				
Personal services.	111,999	108,624	107,065	1,559
Maintenance and operations	<u>51,445</u>	<u>34,393</u>	<u>32,462</u>	<u>1,931</u>
Total electrical	<u>163,444</u>	<u>143,017</u>	<u>139,527</u>	<u>3,490</u>
Total security of persons and property.	<u>7,059,688</u>	<u>7,059,183</u>	<u>6,985,459</u>	<u>73,724</u>

- - Continued

CITY OF STEUBENVILLE, OHIO

SCHEDULE OF REVENUES, EXPENDITURES AND CHANGES IN
 FUND BALANCE - BUDGET AND ACTUAL (NON-GAAP BUDGETARY BASIS)
 GENERAL FUND (CONTINUED)
 FOR THE YEAR ENDED DECEMBER 31, 2019

	<u>Budgeted Amounts</u>		<u>Actual</u>	<u>Variance with Final Budget Positive (Negative)</u>
	<u>Original</u>	<u>Final</u>		
Public health and welfare				
Health administration				
Contractual services	\$ 91,081	\$ 52,617	\$ 52,617	\$ -
Total health administration.	<u>91,081</u>	<u>52,617</u>	<u>52,617</u>	<u>-</u>
Assistance to the needy				
Other.	<u>18,750</u>	<u>16,375</u>	<u>13,000</u>	<u>3,375</u>
Total assistance to the needy.	<u>18,750</u>	<u>16,375</u>	<u>13,000</u>	<u>3,375</u>
Total public health and welfare.	<u>109,831</u>	<u>68,992</u>	<u>65,617</u>	<u>3,375</u>
Transportation				
Street department				
Personal services.	917,891	753,352	740,478	12,874
Maintenance and operations	<u>55,496</u>	<u>47,034</u>	<u>44,932</u>	<u>2,102</u>
Total street department.	<u>973,387</u>	<u>800,386</u>	<u>785,410</u>	<u>14,976</u>
Lighting				
Maintenance and operations	<u>374,227</u>	<u>342,756</u>	<u>327,814</u>	<u>14,942</u>
Total lighting.	<u>374,227</u>	<u>342,756</u>	<u>327,814</u>	<u>14,942</u>
Total transportation	<u>1,347,614</u>	<u>1,143,142</u>	<u>1,113,224</u>	<u>29,918</u>
Community environment				
Planning				
Personal services.	60,143	74,216	73,736	480
Maintenance and operations	<u>13,520</u>	<u>12,048</u>	<u>11,254</u>	<u>794</u>
Total planning.	<u>73,663</u>	<u>86,264</u>	<u>84,990</u>	<u>1,274</u>
Total community environment	<u>73,663</u>	<u>86,264</u>	<u>84,990</u>	<u>1,274</u>
Leisure time activity				
Recreation-parks				
Personal services.	165,115	142,343	141,919	424
Maintenance and operations	<u>59,970</u>	<u>63,455</u>	<u>60,894</u>	<u>2,561</u>
Total recreation-parks	<u>225,085</u>	<u>205,798</u>	<u>202,813</u>	<u>2,985</u>
Recreation-pools				
Personal services.	24,292	18,615	18,615	-
Contractual services	8,000	-	-	-
Maintenance and operations	<u>10,600</u>	<u>17,777</u>	<u>17,413</u>	<u>364</u>
Total recreation-pools	<u>42,892</u>	<u>36,392</u>	<u>36,028</u>	<u>364</u>

- - Continued

CITY OF STEUBENVILLE, OHIO

SCHEDULE OF REVENUES, EXPENDITURES AND CHANGES IN
 FUND BALANCE - BUDGET AND ACTUAL (NON-GAAP BUDGETARY BASIS)
 GENERAL FUND (CONTINUED)
 FOR THE YEAR ENDED DECEMBER 31, 2019

	<u>Budgeted Amounts</u>		<u>Actual</u>	<u>Variance with Final Budget Positive (Negative)</u>
	<u>Original</u>	<u>Final</u>		
Recreation-indoors				
Personal services.	\$ 74,444	\$ 49,026	\$ 48,762	\$ 264
Maintenance and operations	62,700	73,791	61,718	12,073
Total recreation-indoors.	<u>137,144</u>	<u>122,817</u>	<u>110,480</u>	<u>12,337</u>
Recreation-administration				
Personal services.	56,090	55,993	55,793	200
Maintenance and operations	13,914	20,677	16,070	4,607
Total recreation-administration	<u>70,004</u>	<u>76,670</u>	<u>71,863</u>	<u>4,807</u>
Community celebrations				
Maintenance and operations	23,800	24,175	23,650	525
Total community celebrations	<u>23,800</u>	<u>24,175</u>	<u>23,650</u>	<u>525</u>
Total leisure time activity.	<u>498,925</u>	<u>465,852</u>	<u>444,834</u>	<u>21,018</u>
Debt service:				
Principal retirement.	20,000	20,000	20,000	-
Interest and fiscal charges.	36,000	36,000	36,000	-
Total debt service.	<u>56,000</u>	<u>56,000</u>	<u>56,000</u>	<u>-</u>
Total expenditures.	<u>14,539,485</u>	<u>14,368,721</u>	<u>14,077,209</u>	<u>291,512</u>
Excess (deficiency) of revenues over (under) expenditures	<u>(720,119)</u>	<u>(326,825)</u>	<u>127,291</u>	<u>454,116</u>
Other financing sources (uses):				
Sale of capital assets.	-	4,975	4,975	-
Total other financing sources (uses)	<u>-</u>	<u>4,975</u>	<u>4,975</u>	<u>-</u>
Net change in fund balance.	(720,119)	(321,850)	132,266	454,116
Fund balance at beginning of year	<u>3,395,163</u>	<u>3,395,163</u>	<u>3,395,163</u>	<u>-</u>
Prior year encumbrances appropriated	<u>494,437</u>	<u>494,437</u>	<u>494,437</u>	<u>-</u>
Fund balance at end of year	<u>\$ 3,169,481</u>	<u>\$ 3,567,750</u>	<u>\$ 4,021,866</u>	<u>\$ 454,116</u>

CITY OF STEUBENVILLE, OHIO

SCHEDULE OF REVENUES, EXPENDITURES AND CHANGES IN
 FUND BALANCE - BUDGET AND ACTUAL (NON-GAAP BUDGETARY BASIS)
 UNCLAIMED MONIES FUND
 FOR THE YEAR ENDED DECEMBER 31, 2019

	Budgeted Amounts		Actual	Variance with Final Budget Positive (Negative)
	Original	Final		
Revenues:				
Other	\$ 21,592	\$ 3,133	\$ 1,566	\$ (1,567)
Total revenues	21,592	3,133	1,566	(1,567)
Expenditures:				
Current:				
General government				
Unclaimed monies				
Maintenance and operations	7,200	2,959	2,959	-
Total expenditures	7,200	2,959	2,959	-
Net change in fund balance	14,392	174	(1,393)	(1,567)
Fund balance at beginning of year	27,392	27,392	27,392	-
Fund balance at end of year	\$ 41,784	\$ 27,566	\$ 25,999	\$ (1,567)

CITY OF STEUBENVILLE, OHIO

SCHEDULE OF REVENUES, EXPENDITURES AND CHANGES IN
 FUND BALANCE - BUDGET AND ACTUAL (NON-GAAP BUDGETARY BASIS)
 SAFETY FUND
 FOR THE YEAR ENDED DECEMBER 31, 2019

	<u>Budgeted Amounts</u>		<u>Actual</u>	<u>Variance with Final Budget Positive (Negative)</u>
	<u>Original</u>	<u>Final</u>		
Revenues:				
Intergovernmental.	\$ -	\$ 2,200	\$ 2,200	\$ -
Other	-	857	985	128
Total revenues	<u>-</u>	<u>3,057</u>	<u>3,185</u>	<u>128</u>
Expenditures:				
Current:				
General government				
Safety				
Maintenance and operations	12,250	45,605	41,893	3,712
Total expenditures	<u>12,250</u>	<u>45,605</u>	<u>41,893</u>	<u>3,712</u>
Net change in fund balance.	(12,250)	(42,548)	(38,708)	3,840
Fund balance at beginning of year	41,757	41,757	41,757	-
Prior year encumbrances appropriated.	<u>2,250</u>	<u>2,250</u>	<u>2,250</u>	<u>-</u>
Fund balance at end of year	<u>\$ 31,757</u>	<u>\$ 1,459</u>	<u>\$ 5,299</u>	<u>\$ 3,840</u>

CITY OF STEUBENVILLE, OHIO

SCHEDULE OF REVENUES, EXPENDITURES AND CHANGES IN
 FUND BALANCE - BUDGET AND ACTUAL (NON-GAAP BUDGETARY BASIS)
 GENERAL RESERVE FUND
 FOR THE YEAR ENDED DECEMBER 31, 2019

	<u>Budgeted Amounts</u>			Variance with Final Budget Positive (Negative)
	<u>Original</u>	<u>Final</u>	<u>Actual</u>	
Fund balance at beginning of year	\$ 1,000,000	\$ 1,000,000	\$ 1,000,000	\$ -
Fund balance at end of year	<u>\$ 1,000,000</u>	<u>\$ 1,000,000</u>	<u>\$ 1,000,000</u>	<u>\$ -</u>

CITY OF STEUBENVILLE, OHIO

SCHEDULE OF REVENUES, EXPENDITURES AND CHANGES IN
 FUND BALANCE - BUDGET AND ACTUAL (NON-GAAP BUDGETARY BASIS)
 .7% CITY INCOME TAX - STREET IMPROVEMENT FUND
 FOR THE YEAR ENDED DECEMBER 31, 2019

	<u>Budgeted Amounts</u>			Variance with Final Budget Positive (Negative)
	<u>Original</u>	<u>Final</u>	<u>Actual</u>	
Revenues:				
Municipal income taxes	\$ 745,250	\$ 747,500	\$ 750,888	\$ 3,388
Charges for services	500	240	240	-
Licenses and permits.	60,000	109,000	114,490	5,490
Intergovernmental	2,722,292	2,275,400	2,152,850	(122,550)
Other.	9,112	7,695	7,779	84
Total revenues	<u>3,537,154</u>	<u>3,139,835</u>	<u>3,026,247</u>	<u>(113,588)</u>
Expenditures:				
Capital outlay				
Street department				
Personal services	256,589	224,922	222,631	2,291
Maintenance and operations.	27,188	22,416	20,089	2,327
Capital outlay.	3,580,053	2,867,692	2,810,245	57,447
Other.	30,649	43,177	38,176	5,001
Total capital outlay	<u>3,894,479</u>	<u>3,158,207</u>	<u>3,091,141</u>	<u>67,066</u>
Debt service:				
Principal retirement.	93,974	81,718	81,718	-
Interest and fiscal charges.	6,136	17,188	17,188	-
Total debt service.	<u>100,110</u>	<u>98,906</u>	<u>98,906</u>	<u>-</u>
Total expenditures.	<u>3,994,589</u>	<u>3,257,113</u>	<u>3,190,047</u>	<u>67,066</u>
Net change in fund balance	<u>(457,435)</u>	<u>(117,278)</u>	<u>(163,800)</u>	<u>(46,522)</u>
Fund balance at beginning of year	<u>1,509,557</u>	<u>1,509,557</u>	<u>1,509,557</u>	<u>-</u>
Prior year encumbrances appropriated	<u>251,939</u>	<u>251,939</u>	<u>251,939</u>	<u>-</u>
Fund balance at end of year	<u>\$ 1,304,061</u>	<u>\$ 1,644,218</u>	<u>\$ 1,597,696</u>	<u>\$ (46,522)</u>

CITY OF STEUBENVILLE, OHIO

COMBINING BALANCE SHEET
NONMAJOR GOVERNMENTAL FUNDS
DECEMBER 31, 2019

	Nonmajor Special Revenue Funds	Nonmajor Debt Service Fund	Nonmajor Capital Projects Funds	Total Nonmajor Governmental Funds
Assets:				
Equity in pooled cash and cash equivalents	\$ 1,873,369	\$ 279,648	\$ 1,192,218	\$ 3,345,235
Receivables (net of allowances of uncollectibles):				
Income taxes	-	-	82,135	82,135
Real and other taxes	14,078	257,534	-	271,612
Special assessments	35,820	-	-	35,820
Due from other governments	1,793,776	13,764	12,681	1,820,221
Prepayments	2,201	-	-	2,201
Materials and supplies inventory	97,500	-	-	97,500
Total assets	<u>\$ 3,816,744</u>	<u>\$ 550,946</u>	<u>\$ 1,287,034</u>	<u>\$ 5,654,724</u>
Liabilities:				
Accounts payable	\$ 62,338	\$ -	\$ 144,155	\$ 206,493
Contracts payable	-	-	43,686	43,686
Accrued wages and benefits	5,821	-	-	5,821
Due to other governments	2,819	-	-	2,819
Total liabilities	<u>70,978</u>	<u>-</u>	<u>187,841</u>	<u>258,819</u>
Deferred inflows of resources:				
Property taxes levied for the next year.	-	216,737	-	216,737
Delinquent property tax revenue not available. . .	-	40,797	-	40,797
Special assessments revenue not available.	35,820	-	-	35,820
Income tax revenue not available.	-	-	82,135	82,135
Intergovernmental revenue not available.	1,680,523	13,764	-	1,694,287
Total deferred inflows of resources	<u>1,716,343</u>	<u>271,298</u>	<u>82,135</u>	<u>2,069,776</u>
Fund balances:				
Nonspendable	99,701	-	-	99,701
Restricted	1,885,926	-	210,529	2,096,455
Committed	43,796	279,648	806,529	1,129,973
Total fund balances.	<u>2,029,423</u>	<u>279,648</u>	<u>1,017,058</u>	<u>3,326,129</u>
Total liabilities, deferred inflows of resources and fund balances.	<u>\$ 3,816,744</u>	<u>\$ 550,946</u>	<u>\$ 1,287,034</u>	<u>\$ 5,654,724</u>

CITY OF STEUBENVILLE, OHIO

COMBINING STATEMENT OF REVENUES, EXPENDITURES AND CHANGES IN FUND BALANCES
NONMAJOR GOVERNMENTAL FUNDS
FOR THE YEAR ENDED DECEMBER 31, 2019

	Nonmajor Special Revenue Funds	Nonmajor Debt Service Fund	Nonmajor Capital Projects Funds	Total Nonmajor Governmental Funds
Revenues:				
Municipal income taxes	\$ -	\$ -	\$ 400,000	\$ 400,000
Property and other taxes	185,918	207,662	-	393,580
Licenses and permits	10,300	-	-	10,300
Fines and forfeitures	92,012	-	21,267	113,279
Intergovernmental	1,681,024	27,526	184,626	1,893,176
Special assessments	23,518	-	-	23,518
Investment income	2,687	-	-	2,687
Rental income	6,000	-	-	6,000
Other	38,941	-	47,457	86,398
Total revenues	2,040,400	235,188	653,350	2,928,938
Expenditures:				
Current:				
General government	414,027	4,622	34,307	452,956
Security of persons and property	150,128	-	-	150,128
Public health and welfare	24,104	-	-	24,104
Transportation	630,848	-	-	630,848
Community environment	362,024	-	-	362,024
Leisure time activity	1,598	-	-	1,598
Capital outlay	459,528	-	710,905	1,170,433
Debt service:				
Principal retirement	-	20,920	-	20,920
Interest and fiscal charges	-	131,694	-	131,694
Payment of accreted interest on CABs	-	74,080	-	74,080
Total expenditures	2,042,257	231,316	745,212	3,018,785
Net change in fund balances	(1,857)	3,872	(91,862)	(89,847)
Fund balances at beginning of year (restated)	2,031,280	275,776	1,108,920	3,415,976
Fund balances at end of year	\$ 2,029,423	\$ 279,648	\$ 1,017,058	\$ 3,326,129

CITY OF STEUBENVILLE, OHIO

COMBINING BALANCE SHEET
NONMAJOR SPECIAL REVENUE FUNDS
DECEMBER 31, 2019

	<u>Street Maintenance and Repair</u>	<u>State Highway Improvement</u>	<u>Litter</u>	<u>Hotel/Motel Tax</u>
Assets:				
Equity in pooled cash and cash equivalents	\$ 749,929	\$ 184,966	\$ 4,771	\$ -
Receivables (net of allowances of uncollectibles):				
Real and other taxes	-	-	-	14,078
Special assessments	-	-	-	-
Due from other governments	410,692	33,299	-	-
Prepayments	-	-	-	-
Materials and supplies inventory	97,500	-	-	-
Total assets	<u>\$ 1,258,121</u>	<u>\$ 218,265</u>	<u>\$ 4,771</u>	<u>\$ 14,078</u>
Liabilities:				
Accounts payable	\$ 3,116	\$ -	\$ -	\$ -
Accrued wages and benefits	-	-	-	-
Due to other governments	-	-	-	-
Total liabilities	<u>3,116</u>	<u>-</u>	<u>-</u>	<u>-</u>
Deferred inflows of resources:				
Special assessments revenue not available.	-	-	-	-
Intergovernmental revenue not available.	343,993	27,891	-	-
Total deferred inflows of resources	<u>343,993</u>	<u>27,891</u>	<u>-</u>	<u>-</u>
Fund balances:				
Nonspendable	97,500	-	-	-
Restricted	813,512	190,374	4,771	14,078
Committed	-	-	-	-
Total fund balances	<u>911,012</u>	<u>190,374</u>	<u>4,771</u>	<u>14,078</u>
Total liabilities, deferred inflows of resources and fund balances.	<u>\$ 1,258,121</u>	<u>\$ 218,265</u>	<u>\$ 4,771</u>	<u>\$ 14,078</u>

Improvement Bond Escrow	Floto Historical Site	Indigent Drivers	Enforcement and Education	Law Enforcement Trust	South End Economic Development
\$ 8,000	\$ 1,510	\$ 44,202	\$ 35,883	\$ 70,859	\$ 6,671
-	-	-	-	-	-
-	-	-	-	-	-
-	-	-	-	-	-
-	-	-	-	-	-
<u>\$ 8,000</u>	<u>\$ 1,510</u>	<u>\$ 44,202</u>	<u>\$ 35,883</u>	<u>\$ 70,859</u>	<u>\$ 6,671</u>
\$ -	\$ -	\$ -	\$ -	\$ 465	\$ -
-	-	-	-	-	-
-	-	-	-	-	-
-	-	-	-	-	-
-	-	-	-	465	-
-	-	-	-	-	-
-	-	-	-	-	-
-	-	-	-	-	-
-	-	-	-	-	-
8,000	1,510	44,202	35,883	70,394	6,671
-	-	-	-	-	-
<u>8,000</u>	<u>1,510</u>	<u>44,202</u>	<u>35,883</u>	<u>70,394</u>	<u>6,671</u>
<u>\$ 8,000</u>	<u>\$ 1,510</u>	<u>\$ 44,202</u>	<u>\$ 35,883</u>	<u>\$ 70,859</u>	<u>\$ 6,671</u>

-- Continued

CITY OF STEUBENVILLE, OHIO

COMBINING BALANCE SHEET
NONMAJOR SPECIAL REVENUE FUNDS (CONTINUED)
DECEMBER 31, 2019

	Property Maintenance Code Enforcement	Drug Dog	Summer Food Program	Special Assessments
Assets:				
Equity in pooled cash and cash equivalents	\$ 11,743	\$ 596	\$ 644	\$ 194,326
Receivables (net of allowances of uncollectibles):				
Real and other taxes	-	-	-	-
Special assessments	-	-	-	35,820
Due from other governments	-	-	-	-
Prepayments	-	-	-	-
Materials and supplies inventory	-	-	-	-
Total assets	<u>\$ 11,743</u>	<u>\$ 596</u>	<u>\$ 644</u>	<u>\$ 230,146</u>
Liabilities:				
Accounts payable	\$ -	\$ -	\$ -	\$ -
Accrued wages and benefits	-	-	-	-
Due to other governments	-	-	-	-
Total liabilities	<u>-</u>	<u>-</u>	<u>-</u>	<u>-</u>
Deferred inflows of resources:				
Special assessments revenue not available.	-	-	-	35,820
Intergovernmental revenue not available.	-	-	-	-
Total deferred inflows of resources	<u>-</u>	<u>-</u>	<u>-</u>	<u>35,820</u>
Fund balances:				
Nonspendable	-	-	-	-
Restricted	-	596	-	194,326
Committed	11,743	-	644	-
Total fund balances	<u>11,743</u>	<u>596</u>	<u>644</u>	<u>194,326</u>
Total liabilities, deferred inflows of resources and fund balances.	<u>\$ 11,743</u>	<u>\$ 596</u>	<u>\$ 644</u>	<u>\$ 230,146</u>

Municipal Court Special Project - Probation	Motor Vehicle License Tax	Zoning and Planning	Police Education Trust	Special Projects	IDIAM Court
\$ 20,552	\$ 137,737	\$ 2,117	\$ 17,883	\$ 29,545	\$ 45,303
-	-	-	-	-	-
-	-	-	-	-	-
-	5,315	-	-	-	-
-	-	-	-	-	-
-	-	-	-	-	-
<u>\$ 20,552</u>	<u>\$ 143,052</u>	<u>\$ 2,117</u>	<u>\$ 17,883</u>	<u>\$ 29,545</u>	<u>\$ 45,303</u>
\$ 800	\$ -	\$ -	\$ -	\$ -	\$ -
-	-	-	-	-	-
-	-	-	-	-	-
<u>800</u>	<u>-</u>	<u>-</u>	<u>-</u>	<u>-</u>	<u>-</u>
-	-	-	-	-	-
-	-	-	-	-	-
-	-	-	-	-	-
-	-	-	-	-	-
-	-	-	-	-	-
19,752	143,052	-	17,883	29,545	45,303
-	-	2,117	-	-	-
<u>19,752</u>	<u>143,052</u>	<u>2,117</u>	<u>17,883</u>	<u>29,545</u>	<u>45,303</u>
<u>\$ 20,552</u>	<u>\$ 143,052</u>	<u>\$ 2,117</u>	<u>\$ 17,883</u>	<u>\$ 29,545</u>	<u>\$ 45,303</u>

-- Continued

CITY OF STEUBENVILLE, OHIO

COMBINING BALANCE SHEET
NONMAJOR SPECIAL REVENUE FUNDS (CONTINUED)
DECEMBER 31, 2019

	Court Community Correction Act Grant	Fiber Infrastructure	Food	Mears Relief
Assets:				
Equity in pooled cash and cash equivalents	\$ 2,069	\$ 76,915	\$ 5	\$ 10,519
Receivables (net of allowances of uncollectibles):				
Real and other taxes	-	-	-	-
Special assessments	-	-	-	-
Due from other governments	135,000	-	-	-
Prepayments	819	-	-	-
Materials and supplies inventory	-	-	-	-
Total assets	<u>\$ 137,888</u>	<u>\$ 76,915</u>	<u>\$ 5</u>	<u>\$ 10,519</u>
Liabilities:				
Accounts payable	\$ -	\$ 57,215	\$ -	\$ -
Accrued wages and benefits	2,141	-	-	-
Due to other governments	959	-	-	-
Total liabilities	<u>3,100</u>	<u>57,215</u>	<u>-</u>	<u>-</u>
Deferred inflows of resources:				
Special assessments revenue not available.	-	-	-	-
Intergovernmental revenue not available.	112,500	-	-	-
Total deferred inflows of resources	<u>112,500</u>	<u>-</u>	<u>-</u>	<u>-</u>
Fund balances:				
Nonspendable	819	-	-	-
Restricted	21,469	-	5	10,519
Committed	-	19,700	-	-
Total fund balances	<u>22,288</u>	<u>19,700</u>	<u>5</u>	<u>10,519</u>
Total liabilities, deferred inflows of resources and fund balances.	<u>\$ 137,888</u>	<u>\$ 76,915</u>	<u>\$ 5</u>	<u>\$ 10,519</u>

<u>Community Development</u>	<u>CDP - Revolving Loan</u>	<u>CHIP Loan</u>	<u>Municipal Court Special Projects</u>	<u>Mentoring</u>	<u>Fire Damage Removal</u>
\$ 16,611	\$ 11,698	\$ 44,497	\$ 69,414	\$ 48,929	\$ 15,883
-	-	-	-	-	-
-	-	-	-	-	-
924,470	-	225,000	-	60,000	-
1,382	-	-	-	-	-
-	-	-	-	-	-
<u>\$ 942,463</u>	<u>\$ 11,698</u>	<u>\$ 269,497</u>	<u>\$ 69,414</u>	<u>\$ 108,929</u>	<u>\$ 15,883</u>
\$ 27	\$ -	\$ -	\$ 715	\$ -	\$ -
3,680	-	-	-	-	-
1,860	-	-	-	-	-
<u>5,567</u>	<u>-</u>	<u>-</u>	<u>715</u>	<u>-</u>	<u>-</u>
-	-	-	-	-	-
911,139	-	225,000	-	60,000	-
<u>911,139</u>	<u>-</u>	<u>225,000</u>	<u>-</u>	<u>60,000</u>	<u>-</u>
1,382	-	-	-	-	-
24,375	11,698	44,497	68,699	48,929	15,883
-	-	-	-	-	-
<u>25,757</u>	<u>11,698</u>	<u>44,497</u>	<u>68,699</u>	<u>48,929</u>	<u>15,883</u>
<u>\$ 942,463</u>	<u>\$ 11,698</u>	<u>\$ 269,497</u>	<u>\$ 69,414</u>	<u>\$ 108,929</u>	<u>\$ 15,883</u>

-- Continued

CITY OF STEUBENVILLE, OHIO

COMBINING BALANCE SHEET
NONMAJOR SPECIAL REVENUE FUNDS (CONCLUDED)
DECEMBER 31, 2019

	Zoning and Rezoning	Total Nonmajor Special Revenue Funds
Assets:		
Equity in pooled cash and cash equivalents	\$ 9,592	\$ 1,873,369
Receivables (net of allowances of uncollectibles):		
Real and other taxes	-	14,078
Special assessments	-	35,820
Due from other governments	-	1,793,776
Prepayments	-	2,201
Materials and supplies inventory	-	97,500
Total assets	<u>\$ 9,592</u>	<u>\$ 3,816,744</u>
Liabilities:		
Accounts payable	\$ -	\$ 62,338
Accrued wages and benefits	-	5,821
Due to other governments	-	2,819
Total liabilities	<u>-</u>	<u>70,978</u>
Deferred inflows of resources:		
Special assessments revenue not available	-	35,820
Intergovernmental revenue not available	-	1,680,523
Total deferred inflows of resources	<u>-</u>	<u>1,716,343</u>
Fund balances:		
Nonspendable	-	99,701
Restricted	-	1,885,926
Committed	9,592	43,796
Total fund balances	<u>9,592</u>	<u>2,029,423</u>
Total liabilities, deferred inflows of resources and fund balances.	<u>\$ 9,592</u>	<u>\$ 3,816,744</u>

THIS PAGE IS INTENTIONALLY LEFT BLANK

CITY OF STEUBENVILLE, OHIO

COMBINING STATEMENT OF REVENUES, EXPENDITURES
AND CHANGES IN FUND BALANCES
NONMAJOR SPECIAL REVENUE FUNDS
FOR THE YEAR ENDED DECEMBER 31, 2019

	Street Maintenance and Repair	State Highway Improvement	Litter	Hotel/Motel Tax
Revenues:				
Property and other taxes	\$ -	\$ -	\$ -	\$ 185,918
Licenses and permits	-	-	-	-
Fines and forfeitures	-	-	-	-
Intergovernmental	688,795	55,848	-	-
Special assessments	-	-	-	-
Investment income	1,991	472	-	-
Rental income.	-	-	-	-
Other.	-	-	-	-
Total revenues	690,786	56,320	-	185,918
Expenditures:				
Current:				
General government	-	-	-	181,860
Security of persons and property	-	-	-	-
Public health and welfare.	-	-	-	-
Transportation	562,910	67,938	-	-
Community environment	-	-	-	-
Leisure time activity.	-	-	-	-
Capital outlay	-	-	-	-
Total expenditures	562,910	67,938	-	181,860
Net change in fund balances	127,876	(11,618)	-	4,058
Fund balances at beginning of year (restated).	783,136	201,992	4,771	10,020
Fund balances at end of year	\$ 911,012	\$ 190,374	\$ 4,771	\$ 14,078

Improvement Bond Escrow	Floto Historical Site	Indigent Drivers	Enforcement and Education	Law Enforcement Trust	Court Security
\$ -	\$ -	\$ -	\$ -	\$ -	\$ -
-	-	-	-	-	-
-	-	6,783	535	-	-
-	-	-	-	-	-
-	-	-	-	-	-
-	-	-	-	-	-
-	-	-	-	-	-
-	-	6,783	535	-	-
-	-	-	-	-	3,584
-	-	-	-	76,401	-
-	-	-	-	-	-
-	-	-	-	-	-
-	-	-	-	-	-
-	-	-	-	-	-
-	-	-	-	76,401	3,584
-	-	6,783	535	(76,401)	(3,584)
8,000	1,510	37,419	35,348	146,795	3,584
<u>\$ 8,000</u>	<u>\$ 1,510</u>	<u>\$ 44,202</u>	<u>\$ 35,883</u>	<u>\$ 70,394</u>	<u>\$ -</u>

-- Continued

CITY OF STEUBENVILLE, OHIO

COMBINING STATEMENT OF REVENUES, EXPENDITURES
AND CHANGES IN FUND BALANCES
NONMAJOR SPECIAL REVENUE FUNDS (CONTINUED)
FOR THE YEAR ENDED DECEMBER 31, 2019

	South End Economic Development	Property Maintenance Code Enforcement	Drug Dog	Summer Food Program
Revenues:				
Property and other taxes	\$ -	\$ -	\$ -	\$ -
Licenses and permits	-	10,300	-	-
Fines and forfeitures	-	-	-	-
Intergovernmental	-	-	-	-
Special assessments	-	-	-	-
Investment income	-	-	-	-
Rental income.	-	-	-	-
Other.	-	-	-	-
Total revenues	<u>-</u>	<u>10,300</u>	<u>-</u>	<u>-</u>
Expenditures:				
Current:				
General government	-	34,000	-	-
Security of persons and property	-	-	63	-
Public health and welfare.	-	-	-	-
Transportation	-	-	-	-
Community environment	-	-	-	-
Leisure time activity.	-	-	-	-
Capital outlay	-	-	-	-
Total expenditures	<u>-</u>	<u>34,000</u>	<u>63</u>	<u>-</u>
Net change in fund balances	-	(23,700)	(63)	-
Fund balances at beginning of year (restated). .	<u>6,671</u>	<u>35,443</u>	<u>659</u>	<u>644</u>
Fund balances at end of year	<u>\$ 6,671</u>	<u>\$ 11,743</u>	<u>\$ 596</u>	<u>\$ 644</u>

Special Assessments	Municipal Court Special Project - Probation	Motor Vehicle License Tax	Zoning and Planning	Police Education Trust	Special Projects
\$ -	\$ -	\$ -	\$ -	\$ -	\$ -
-	-	-	-	-	-
-	11,118	-	-	-	1,885
-	-	71,421	-	-	-
23,518	-	-	-	-	-
-	-	-	-	-	-
-	-	-	-	-	-
-	2,348	-	4,602	-	-
<u>23,518</u>	<u>13,466</u>	<u>71,421</u>	<u>4,602</u>	<u>-</u>	<u>1,885</u>
23,518	5,984	-	-	-	-
-	-	-	-	-	-
-	-	-	-	-	-
-	-	-	-	-	-
-	-	-	4,835	-	-
-	-	-	-	-	-
-	-	-	-	-	-
<u>23,518</u>	<u>5,984</u>	<u>-</u>	<u>4,835</u>	<u>-</u>	<u>-</u>
-	7,482	71,421	(233)	-	1,885
<u>194,326</u>	<u>12,270</u>	<u>71,631</u>	<u>2,350</u>	<u>17,883</u>	<u>27,660</u>
<u>\$ 194,326</u>	<u>\$ 19,752</u>	<u>\$ 143,052</u>	<u>\$ 2,117</u>	<u>\$ 17,883</u>	<u>\$ 29,545</u>

-- Continued

CITY OF STEUBENVILLE, OHIO

COMBINING STATEMENT OF REVENUES, EXPENDITURES
AND CHANGES IN FUND BALANCES
NONMAJOR SPECIAL REVENUE FUNDS (CONTINUED)
FOR THE YEAR ENDED DECEMBER 31, 2019

	IDIAM Court	Court Community Correction Act Grant	Fiber Infrastructure	Food
Revenues:				
Property and other taxes	\$ -	\$ -	\$ -	\$ -
Licenses and permits	-	-	-	-
Fines and forfeitures	5,153	-	-	-
Intergovernmental	-	90,000	-	-
Special assessments	-	-	-	-
Investment income	-	-	-	-
Rental income.	-	-	6,000	-
Other.	-	6,032	-	174
Total revenues	5,153	96,032	6,000	174
Expenditures:				
Current:				
General government	-	119,834	-	-
Security of persons and property	-	-	57,710	-
Public health and welfare.	-	-	-	12,582
Transportation	-	-	-	-
Community environment	-	-	-	-
Leisure time activity.	-	-	-	-
Capital outlay	-	-	-	-
Total expenditures	-	119,834	57,710	12,582
Net change in fund balances	5,153	(23,802)	(51,710)	(12,408)
Fund balances at beginning of year (restated).	40,150	46,090	71,410	12,413
Fund balances at end of year	\$ 45,303	\$ 22,288	\$ 19,700	\$ 5

EPSDT	Mears Relief	Swimming Pool	Route 7 Project	Community Development	CDP - Revolving Loan
\$ -	\$ -	\$ -	\$ -	\$ -	\$ -
-	-	-	-	-	-
-	-	-	-	-	-
-	-	-	-	628,675	-
-	-	-	-	-	-
-	223	-	-	-	1
-	-	-	-	-	-
180	-	-	-	12,453	3,898
<u>180</u>	<u>223</u>	<u>-</u>	<u>-</u>	<u>641,128</u>	<u>3,899</u>
-	-	-	-	-	-
-	-	-	-	-	-
11,522	-	-	-	-	-
-	-	-	-	-	-
-	-	-	1,203	186,895	-
-	-	527	-	-	-
-	-	-	-	459,528	-
<u>11,522</u>	<u>-</u>	<u>527</u>	<u>1,203</u>	<u>646,423</u>	<u>-</u>
(11,342)	223	(527)	(1,203)	(5,295)	3,899
<u>11,342</u>	<u>10,296</u>	<u>527</u>	<u>1,203</u>	<u>31,052</u>	<u>7,799</u>
<u>\$ -</u>	<u>\$ 10,519</u>	<u>\$ -</u>	<u>\$ -</u>	<u>\$ 25,757</u>	<u>\$ 11,698</u>

- - Continued

CITY OF STEUBENVILLE, OHIO

COMBINING STATEMENT OF REVENUES, EXPENDITURES
AND CHANGES IN FUND BALANCES
NONMAJOR SPECIAL REVENUE FUNDS (CONCLUDED)
FOR THE YEAR ENDED DECEMBER 31, 2019

	<u>CHIP Loan</u>	<u>Municipal Court Special Projects</u>	<u>Mentoring</u>	<u>Fire Damage Removal</u>
Revenues:				
Property and other taxes	\$ -	\$ -	\$ -	\$ -
Licenses and permits	-	-	-	-
Fines and forfeitures	-	66,538	-	-
Intergovernmental	96,285	-	50,000	-
Special assessments	-	-	-	-
Investment income	-	-	-	-
Rental income.	-	-	-	-
Other.	-	-	-	9,254
Total revenues	<u>96,285</u>	<u>66,538</u>	<u>50,000</u>	<u>9,254</u>
Expenditures:				
Current:				
General government	-	45,247	-	-
Security of persons and property	-	-	-	15,954
Public health and welfare.	-	-	-	-
Transportation	-	-	-	-
Community environment	169,091	-	-	-
Leisure time activity.	-	-	1,071	-
Capital outlay	-	-	-	-
Total expenditures	<u>169,091</u>	<u>45,247</u>	<u>1,071</u>	<u>15,954</u>
Net change in fund balances	(72,806)	21,291	48,929	(6,700)
Fund balances at beginning of year (restated). .	<u>117,303</u>	<u>47,408</u>	<u>-</u>	<u>22,583</u>
Fund balances at end of year	<u>\$ 44,497</u>	<u>\$ 68,699</u>	<u>\$ 48,929</u>	<u>\$ 15,883</u>

<u>Zoning and Rezoning</u>	<u>Total Nonmajor Special Revenue Funds</u>
-	\$ 185,918
-	10,300
-	92,012
-	1,681,024
-	23,518
-	2,687
-	6,000
-	38,941
-	<u>2,040,400</u>
-	414,027
-	150,128
-	24,104
-	630,848
-	362,024
-	1,598
-	459,528
-	<u>2,042,257</u>
-	(1,857)
<u>9,592</u>	<u>2,031,280</u>
<u>\$ 9,592</u>	<u>\$ 2,029,423</u>

CITY OF STEUBENVILLE, OHIO

SCHEDULE OF REVENUES, EXPENDITURES AND CHANGES IN
 FUND BALANCE - BUDGET AND ACTUAL (NON-GAAP BUDGETARY BASIS)
 STREET MAINTENANCE AND REPAIR FUND
 FOR THE YEAR ENDED DECEMBER 31, 2019

	<u>Budgeted Amounts</u>		<u>Actual</u>	<u>Variance with Final Budget Positive (Negative)</u>
	<u>Original</u>	<u>Final</u>		
Revenues:				
Intergovernmental.	\$ 576,500	\$ 665,000	\$ 667,036	\$ 2,036
Investment income	-	500	1,991	1,491
Total revenues	<u>576,500</u>	<u>665,500</u>	<u>669,027</u>	<u>3,527</u>
Expenditures:				
Current:				
Transportation				
Street department				
Maintenance and operations.	573,384	559,718	516,634	43,084
Other.	200,000	200,000	200,000	-
Total expenditures.	<u>773,384</u>	<u>759,718</u>	<u>716,634</u>	<u>43,084</u>
Net change in fund balance	(196,884)	(94,218)	(47,607)	46,611
Fund balance at beginning of year.	609,926	609,926	609,926	-
Prior year encumbrances appropriated	17,084	17,084	17,084	-
Fund balance at end of year	<u>\$ 430,126</u>	<u>\$ 532,792</u>	<u>\$ 579,403</u>	<u>\$ 46,611</u>

CITY OF STEUBENVILLE, OHIO

SCHEDULE OF REVENUES, EXPENDITURES AND CHANGES IN
 FUND BALANCE - BUDGET AND ACTUAL (NON-GAAP BUDGETARY BASIS)
 STATE HIGHWAY IMPROVEMENT FUND
 FOR THE YEAR ENDED DECEMBER 31, 2019

	<u>Budgeted Amounts</u>		<u>Actual</u>	<u>Variance with Final Budget Positive (Negative)</u>
	<u>Original</u>	<u>Final</u>		
Revenues:				
Intergovernmental.	\$ 46,700	\$ 54,000	\$ 54,084	\$ 84
Investment income	-	17	472	455
Total revenues.	<u>46,700</u>	<u>54,017</u>	<u>54,556</u>	<u>539</u>
Expenditures:				
Current:				
Transportation				
Street department				
Maintenance and operations	150,150	150,805	118,348	32,457
Total expenditures.	<u>150,150</u>	<u>150,805</u>	<u>118,348</u>	<u>32,457</u>
Net change in fund balance	(103,450)	(96,788)	(63,792)	32,996
Fund balance at beginning of year.	<u>198,758</u>	<u>198,758</u>	<u>198,758</u>	<u>-</u>
Fund balance at end of year	<u>\$ 95,308</u>	<u>\$ 101,970</u>	<u>\$ 134,966</u>	<u>\$ 32,996</u>

CITY OF STEUBENVILLE, OHIO

SCHEDULE OF REVENUES, EXPENDITURES AND CHANGES IN
 FUND BALANCE - BUDGET AND ACTUAL (NON-GAAP BUDGETARY BASIS)
 LITTER FUND
 FOR THE YEAR ENDED DECEMBER 31, 2019

	<u>Budgeted Amounts</u>			Variance with Final Budget Positive (Negative)
	<u>Original</u>	<u>Final</u>	<u>Actual</u>	
Fund balance at beginning of year.	\$ 4,771	\$ 4,771	\$ 4,771	\$ -
Fund balance at end of year	<u>\$ 4,771</u>	<u>\$ 4,771</u>	<u>\$ 4,771</u>	<u>\$ -</u>

CITY OF STEUBENVILLE, OHIO

SCHEDULE OF REVENUES, EXPENDITURES AND CHANGES IN
 FUND BALANCE - BUDGET AND ACTUAL (NON-GAAP BUDGETARY BASIS)
 HOTEL/MOTEL TAX FUND
 FOR THE YEAR ENDED DECEMBER 31, 2019

	<u>Budgeted Amounts</u>		<u>Actual</u>	<u>Variance with Final Budget Positive (Negative)</u>
	<u>Original</u>	<u>Final</u>		
Revenues:				
Property and other taxes	\$ 175,000	\$ 191,000	\$ 181,860	\$ (9,140)
Total revenues	<u>175,000</u>	<u>191,000</u>	<u>181,860</u>	<u>(9,140)</u>
Expenditures:				
Current:				
Community environment				
Convention and visitors bureau				
Other.	175,000	191,000	181,860	9,140
Total expenditures	<u>175,000</u>	<u>191,000</u>	<u>181,860</u>	<u>9,140</u>
Net change in fund balance	-	-	-	-
Fund balance at beginning of year	<u>-</u>	<u>-</u>	<u>-</u>	<u>-</u>
Fund balance at end of year	<u>\$ -</u>	<u>\$ -</u>	<u>\$ -</u>	<u>\$ -</u>

CITY OF STEUBENVILLE, OHIO

SCHEDULE OF REVENUES, EXPENDITURES AND CHANGES IN
 FUND BALANCE - BUDGET AND ACTUAL (NON-GAAP BUDGETARY BASIS)
 IMPROVEMENT BOND ESCROW FUND
 FOR THE YEAR ENDED DECEMBER 31, 2019

	<u>Budgeted Amounts</u>			Variance with Final Budget Positive (Negative)
	<u>Original</u>	<u>Final</u>	<u>Actual</u>	
Fund balance at beginning of year	\$ 8,000	\$ 8,000	\$ 8,000	\$ -
Fund balance at end of year	<u>\$ 8,000</u>	<u>\$ 8,000</u>	<u>\$ 8,000</u>	<u>\$ -</u>

CITY OF STEUBENVILLE, OHIO

SCHEDULE OF REVENUES, EXPENDITURES AND CHANGES IN
 FUND BALANCE - BUDGET AND ACTUAL (NON-GAAP BUDGETARY BASIS)
 FLOTO HISTORICAL SITE FUND
 FOR THE YEAR ENDED DECEMBER 31, 2019

	<u>Budgeted Amounts</u>			Variance with Final Budget Positive (Negative)
	<u>Original</u>	<u>Final</u>	<u>Actual</u>	
Fund balance at beginning of year	\$ 1,510	\$ 1,510	\$ 1,510	\$ -
Fund balance at end of year.	<u>\$ 1,510</u>	<u>\$ 1,510</u>	<u>\$ 1,510</u>	<u>\$ -</u>

CITY OF STEUBENVILLE, OHIO

SCHEDULE OF REVENUES, EXPENDITURES AND CHANGES IN
 FUND BALANCE - BUDGET AND ACTUAL (NON-GAAP BUDGETARY BASIS)
 DEMOLITION BOND TRUST FUND
 FOR THE YEAR ENDED DECEMBER 31, 2019

	<u>Budgeted Amounts</u>			<u>Variance with Final Budget Positive (Negative)</u>
	<u>Original</u>	<u>Final</u>	<u>Actual</u>	
Revenues:				
Other	\$ 10,000	\$ -	\$ -	\$ -
Total revenues	<u>10,000</u>	<u>-</u>	<u>-</u>	<u>-</u>
Expenditures:				
Current:				
General government				
Building department				
Other	10,000	-	-	-
Total expenditures.	<u>10,000</u>	<u>-</u>	<u>-</u>	<u>-</u>
Net change in fund balance.	-	-	-	-
Fund balance at beginning of year	<u>-</u>	<u>-</u>	<u>-</u>	<u>-</u>
Fund balance at end of year.	<u>\$ -</u>	<u>\$ -</u>	<u>\$ -</u>	<u>\$ -</u>

CITY OF STEUBENVILLE, OHIO

SCHEDULE OF REVENUES, EXPENDITURES AND CHANGES IN
 FUND BALANCE - BUDGET AND ACTUAL (NON-GAAP BUDGETARY BASIS)
 INDIGENT DRIVERS FUND
 FOR THE YEAR ENDED DECEMBER 31, 2019

	<u>Budgeted Amounts</u>		<u>Actual</u>	<u>Variance with Final Budget Positive (Negative)</u>
	<u>Original</u>	<u>Final</u>		
Revenues:				
Fines and forfeitures	\$ 3,000	\$ 6,800	\$ 6,783	\$ (17)
Total revenues	<u>3,000</u>	<u>6,800</u>	<u>6,783</u>	<u>(17)</u>
Net change in fund balance.	3,000	6,800	6,783	(17)
Fund balance at beginning of year	<u>37,419</u>	<u>37,419</u>	<u>37,419</u>	<u>-</u>
Fund balance at end of year.	<u>\$ 40,419</u>	<u>\$ 44,219</u>	<u>\$ 44,202</u>	<u>\$ (17)</u>

CITY OF STEUBENVILLE, OHIO

SCHEDULE OF REVENUES, EXPENDITURES AND CHANGES IN
 FUND BALANCE - BUDGET AND ACTUAL (NON-GAAP BUDGETARY BASIS)
 ENFORCEMENT AND EDUCATION FUND
 FOR THE YEAR ENDED DECEMBER 31, 2019

	<u>Budgeted Amounts</u>		<u>Actual</u>	<u>Variance with Final Budget Positive (Negative)</u>
	<u>Original</u>	<u>Final</u>		
Revenues:				
Fines and forfeitures	\$ -	\$ 500	\$ 535	\$ 35
Total revenues	-	500	535	35
Net change in fund balance	-	500	535	35
Fund balance at beginning of year	<u>35,348</u>	<u>35,348</u>	<u>35,348</u>	<u>-</u>
Fund balance at end of year.	<u>\$ 35,348</u>	<u>\$ 35,848</u>	<u>\$ 35,883</u>	<u>\$ 35</u>

CITY OF STEUBENVILLE, OHIO

SCHEDULE OF REVENUES, EXPENDITURES AND CHANGES IN
 FUND BALANCE - BUDGET AND ACTUAL (NON-GAAP BUDGETARY BASIS)
 LAW ENFORCEMENT TRUST FUND
 FOR THE YEAR ENDED DECEMBER 31, 2019

	Budgeted Amounts		Actual	Variance with Final Budget Positive (Negative)
	Original	Final		
Expenditures:				
Current:				
Security of persons and property				
Police				
Maintenance and operations	\$ 25,264	\$ 35,496	\$ 32,946	\$ 2,550
Other	47,443	47,707	45,707	2,000
Total expenditures	72,707	83,203	78,653	4,550
Net change in fund balance.	(72,707)	(83,203)	(78,653)	4,550
Fund balance at beginning of year	136,805	136,805	136,805	-
Prior year encumbrances appropriated . . .	12,707	12,707	12,707	-
Fund balance at end of year	\$ 76,805	\$ 66,309	\$ 70,859	\$ 4,550

CITY OF STEUBENVILLE, OHIO

SCHEDULE OF REVENUES, EXPENDITURES AND CHANGES IN
 FUND BALANCE - BUDGET AND ACTUAL (NON-GAAP BUDGETARY BASIS)
 COURT SECURITY FUND
 FOR THE YEAR ENDED DECEMBER 31, 2019

	Budgeted Amounts		Actual	Variance with Final Budget Positive (Negative)
	Original	Final		
Expenditures:				
Current:				
General government				
Municipal court				
Maintenance and operations	\$ -	\$ 3,584	\$ 3,584	\$ -
Total expenditures	-	3,584	3,584	-
Net change in fund balance.	-	(3,584)	(3,584)	-
Fund balance at beginning of year	3,584	3,584	3,584	-
Fund balance at end of year	\$ 3,584	\$ -	\$ -	\$ -

CITY OF STEUBENVILLE, OHIO

SCHEDULE OF REVENUES, EXPENDITURES AND CHANGES IN
 FUND BALANCE - BUDGET AND ACTUAL (NON-GAAP BUDGETARY BASIS)
 SOUTH END ECONOMIC DEVELOPMENT FUND
 FOR THE YEAR ENDED DECEMBER 31, 2019

	<u>Budgeted Amounts</u>		<u>Actual</u>	<u>Variance with Final Budget Positive (Negative)</u>
	<u>Original</u>	<u>Final</u>		
Fund balance at beginning of year	\$ 6,671	\$ 6,671	\$ 6,671	\$ -
Fund balance at end of year.	<u>\$ 6,671</u>	<u>\$ 6,671</u>	<u>\$ 6,671</u>	<u>\$ -</u>

CITY OF STEUBENVILLE, OHIO

SCHEDULE OF REVENUES, EXPENDITURES AND CHANGES IN
 FUND BALANCE - BUDGET AND ACTUAL (NON-GAAP BUDGETARY BASIS)
 PROPERTY MAINTENANCE CODE ENFORCEMENT FUND
 FOR THE YEAR ENDED DECEMBER 31, 2019

	<u>Budgeted Amounts</u>			Variance with Final Budget Positive (Negative)
	<u>Original</u>	<u>Final</u>	<u>Actual</u>	
Revenues:				
Licenses and permits	\$ 15,000	\$ 9,850	\$ 10,300	\$ 450
Total revenues	<u>15,000</u>	<u>9,850</u>	<u>10,300</u>	<u>450</u>
Expenditures:				
Current:				
General government				
Building department				
Maintenance and operations	34,000	34,000	34,000	-
Total expenditures	<u>34,000</u>	<u>34,000</u>	<u>34,000</u>	<u>-</u>
Net change in fund balance.	(19,000)	(24,150)	(23,700)	450
Fund balance at beginning of year	1,443	1,443	1,443	-
Prior year encumbrances appropriated . .	<u>34,000</u>	<u>34,000</u>	<u>34,000</u>	<u>-</u>
Fund balance at end of year.	<u>\$ 16,443</u>	<u>\$ 11,293</u>	<u>\$ 11,743</u>	<u>\$ 450</u>

CITY OF STEUBENVILLE, OHIO

SCHEDULE OF REVENUES, EXPENDITURES AND CHANGES IN
 FUND BALANCE - BUDGET AND ACTUAL (NON-GAAP BUDGETARY BASIS)
 DRUG DOG FUND
 FOR THE YEAR ENDED DECEMBER 31, 2019

	Budgeted Amounts		Actual	Variance with Final Budget Positive (Negative)
	Original	Final		
Expenditures:				
Current:				
Security of persons and property				
Police				
Maintenance and operations	\$ 180	\$ 63	\$ 63	\$ -
Total expenditures	<u>180</u>	<u>63</u>	<u>63</u>	<u>-</u>
Net change in fund balance.	(180)	(63)	(63)	-
Fund balance at beginning of year	<u>659</u>	<u>659</u>	<u>659</u>	<u>-</u>
Fund balance at end of year.	<u><u>\$ 479</u></u>	<u><u>\$ 596</u></u>	<u><u>\$ 596</u></u>	<u><u>\$ -</u></u>

CITY OF STEUBENVILLE, OHIO

SCHEDULE OF REVENUES, EXPENDITURES AND CHANGES IN
 FUND BALANCE - BUDGET AND ACTUAL (NON-GAAP BUDGETARY BASIS)
 SUMMER FOOD PROGRAM FUND
 FOR THE YEAR ENDED DECEMBER 31, 2019

	Budgeted Amounts		Actual	Variance with Final Budget Positive (Negative)
	Original	Final		
Revenues:				
Other.	\$ 52	\$ -	\$ -	\$ -
Total revenues	52	-	-	-
Net change in fund balance.	52	-	-	-
Fund balance at beginning of year	644	644	644	-
Fund balance at end of year.	\$ 696	\$ 644	\$ 644	\$ -

CITY OF STEUBENVILLE, OHIO

SCHEDULE OF REVENUES, EXPENDITURES AND CHANGES IN
 FUND BALANCE - BUDGET AND ACTUAL (NON-GAAP BUDGETARY BASIS)
 SPECIAL ASSESSMENTS FUND
 FOR THE YEAR ENDED DECEMBER 31, 2019

	<u>Budgeted Amounts</u>		<u>Actual</u>	<u>Variance with Final Budget Positive (Negative)</u>
	<u>Original</u>	<u>Final</u>		
Revenues:				
Special assessments.	\$ 48,000	\$ 23,518	\$ 23,518	\$ -
Total revenues	<u>48,000</u>	<u>23,518</u>	<u>23,518</u>	<u>-</u>
Expenditures:				
Current:				
General government				
Special assessment				
Maintenance and operations.	4,500	2,634	2,634	-
Other.	<u>43,500</u>	<u>20,884</u>	<u>20,884</u>	<u>-</u>
Total expenditures	<u>48,000</u>	<u>23,518</u>	<u>23,518</u>	<u>-</u>
Net change in fund balance.	-	-	-	-
Fund balance at beginning of year	<u>194,326</u>	<u>194,326</u>	<u>194,326</u>	<u>-</u>
Fund balance at end of year	<u>\$ 194,326</u>	<u>\$ 194,326</u>	<u>\$ 194,326</u>	<u>\$ -</u>

CITY OF STEUBENVILLE, OHIO

SCHEDULE OF REVENUES, EXPENDITURES AND CHANGES IN
 FUND BALANCE - BUDGET AND ACTUAL (NON-GAAP BUDGETARY BASIS)
 MUNICIPAL COURT SPECIAL PROJECT FUND - PROBATION
 FOR THE YEAR ENDED DECEMBER 31, 2019

	Budgeted Amounts		Actual	Variance with Final Budget Positive (Negative)
	Original	Final		
Revenues:				
Fines and forfeitures	\$ 14,200	\$ 11,000	\$ 11,118	\$ 118
Other	-	2,348	2,348	-
Total revenues	14,200	13,348	13,466	118
Expenditures:				
Current:				
Security of persons and property				
Police				
Maintenance and operations	10,000	6,429	6,188	241
Total expenditures	10,000	6,429	6,188	241
Net change in fund balance	4,200	6,919	7,278	359
Fund balance at beginning of year	12,814	12,814	12,814	-
Fund balance at end of year	\$ 17,014	\$ 19,733	\$ 20,092	\$ 359

CITY OF STEUBENVILLE, OHIO

SCHEDULE OF REVENUES, EXPENDITURES AND CHANGES IN
 FUND BALANCE - BUDGET AND ACTUAL (NON-GAAP BUDGETARY BASIS)
 MOTOR VEHICLE LICENSE TAX FUND
 FOR THE YEAR ENDED DECEMBER 31, 2019

	<u>Budgeted Amounts</u>		<u>Actual</u>	<u>Variance with Final Budget Positive (Negative)</u>
	<u>Original</u>	<u>Final</u>		
Revenues:				
Intergovernmental.	\$ 72,000	\$ 71,600	\$ 71,321	\$ (279)
Total revenues	<u>72,000</u>	<u>71,600</u>	<u>71,321</u>	<u>(279)</u>
Net change in fund balance.	72,000	71,600	71,321	(279)
Fund balance at beginning of year	<u>66,416</u>	<u>66,416</u>	<u>66,416</u>	<u>-</u>
Fund balance at end of year	<u>\$ 138,416</u>	<u>\$ 138,016</u>	<u>\$ 137,737</u>	<u>\$ (279)</u>

CITY OF STEUBENVILLE, OHIO

SCHEDULE OF REVENUES, EXPENDITURES AND CHANGES IN
 FUND BALANCE - BUDGET AND ACTUAL (NON-GAAP BUDGETARY BASIS)
 ZONING AND PLANNING FUND
 FOR THE YEAR ENDED DECEMBER 31, 2019

	Budgeted Amounts		Actual	Variance with Final Budget Positive (Negative)
	Original	Final		
Revenues:				
Other	\$ 4,500	\$ 4,602	\$ 4,602	\$ -
Total revenues	4,500	4,602	4,602	-
Expenditures:				
Current:				
Community environment				
Zoning and rezoning				
Maintenance and operations	4,200	5,044	4,835	209
Total expenditures.	4,200	5,044	4,835	209
Net change in fund balance.	300	(442)	(233)	209
Fund balance at beginning of year	2,350	2,350	2,350	-
Fund balance at end of year	\$ 2,650	\$ 1,908	\$ 2,117	\$ 209

CITY OF STEUBENVILLE, OHIO

SCHEDULE OF REVENUES, EXPENDITURES AND CHANGES IN
 FUND BALANCE - BUDGET AND ACTUAL (NON-GAAP BUDGETARY BASIS)
 POLICE EDUCATION TRUST FUND
 FOR THE YEAR ENDED DECEMBER 31, 2019

	<u>Budgeted Amounts</u>		<u>Actual</u>	<u>Variance with Final Budget Positive (Negative)</u>
	<u>Original</u>	<u>Final</u>		
Fund balance at beginning of year	\$ 17,883	\$ 17,883	\$ 17,883	\$ -
Fund balance at end of year	<u>\$ 17,883</u>	<u>\$ 17,883</u>	<u>\$ 17,883</u>	<u>\$ -</u>

CITY OF STEUBENVILLE, OHIO

SCHEDULE OF REVENUES, EXPENDITURES AND CHANGES IN
 FUND BALANCE - BUDGET AND ACTUAL (NON-GAAP BUDGETARY BASIS)
 SPECIAL PROJECTS FUND
 FOR THE YEAR ENDED DECEMBER 31, 2019

	<u>Budgeted Amounts</u>		<u>Actual</u>	<u>Variance with Final Budget Positive (Negative)</u>
	<u>Original</u>	<u>Final</u>		
Revenues:				
Fines and forfeitures.	\$ 3,000	\$ 2,000	\$ 1,885	\$ (115)
Total revenues.	<u>3,000</u>	<u>2,000</u>	<u>1,885</u>	<u>(115)</u>
Net change in fund balance.	3,000	2,000	1,885	(115)
Fund balance at beginning of year	<u>27,660</u>	<u>27,660</u>	<u>27,660</u>	<u>-</u>
Fund balance at end of year	<u>\$ 30,660</u>	<u>\$ 29,660</u>	<u>\$ 29,545</u>	<u>\$ (115)</u>

CITY OF STEUBENVILLE, OHIO

SCHEDULE OF REVENUES, EXPENDITURES AND CHANGES IN
 FUND BALANCE - BUDGET AND ACTUAL (NON-GAAP BUDGETARY BASIS)
 IDIAM COURT FUND
 FOR THE YEAR ENDED DECEMBER 31, 2019

	Budgeted Amounts		Actual	Variance with Final Budget Positive (Negative)
	Original	Final		
Revenues:				
Fines and forfeitures	\$ 5,600	\$ 5,500	\$ 5,153	\$ (347)
Total revenues	5,600	5,500	5,153	(347)
Expenditures:				
Current:				
General government				
Municipal court				
Capital outlay	3,300	-	-	-
Total expenditures	3,300	-	-	-
Net change in fund balance	2,300	5,500	5,153	(347)
Fund balance at beginning of year	40,150	40,150	40,150	-
Fund balance at end of year	\$ 42,450	\$ 45,650	\$ 45,303	\$ (347)

CITY OF STEUBENVILLE, OHIO

SCHEDULE OF REVENUES, EXPENDITURES AND CHANGES IN
 FUND BALANCE - BUDGET AND ACTUAL (NON-GAAP BUDGETARY BASIS)
 COURT COMMUNITY CORRECTION ACT GRANT FUND
 FOR THE YEAR ENDED DECEMBER 31, 2019

	<u>Budgeted Amounts</u>		<u>Actual</u>	<u>Variance with Final Budget Positive (Negative)</u>
	<u>Original</u>	<u>Final</u>		
Revenues:				
Intergovernmental	\$ 90,000	\$ 90,000	\$ 90,000	\$ -
Other	-	6,000	6,032	32
Total revenues.	<u>90,000</u>	<u>96,000</u>	<u>96,032</u>	<u>32</u>
Expenditures:				
Current:				
General government				
Municipal court				
Personal services.	-	35,582	35,123	459
Maintenance and operations	90,000	82,847	82,530	317
Total expenditures	<u>90,000</u>	<u>118,429</u>	<u>117,653</u>	<u>776</u>
Net change in fund balance.	-	(22,429)	(21,621)	808
Fund balance at beginning of year	<u>23,590</u>	<u>23,590</u>	<u>23,590</u>	<u>-</u>
Fund balance at end of year	<u>\$ 23,590</u>	<u>\$ 1,161</u>	<u>\$ 1,969</u>	<u>\$ 808</u>

CITY OF STEUBENVILLE, OHIO

SCHEDULE OF REVENUES, EXPENDITURES AND CHANGES IN
 FUND BALANCE - BUDGET AND ACTUAL (NON-GAAP BUDGETARY BASIS)
 FIBER INFRASTRUCTURE FUND
 FOR THE YEAR ENDED DECEMBER 31, 2019

	<u>Budgeted Amounts</u>		<u>Actual</u>	<u>Variance with Final Budget Positive (Negative)</u>
	<u>Original</u>	<u>Final</u>		
Revenues:				
Rental income.	\$ 12,000	\$ 6,000	\$ 6,000	\$ -
Total revenues.	<u>12,000</u>	<u>6,000</u>	<u>6,000</u>	<u>-</u>
Expenditures:				
Current:				
General government				
Electrical department				
Maintenance and operations	61,498	77,410	77,410	-
Total expenditures	<u>61,498</u>	<u>77,410</u>	<u>77,410</u>	<u>-</u>
Net change in fund balance.	(49,498)	(71,410)	(71,410)	-
Fund balance at beginning of year	<u>71,410</u>	<u>71,410</u>	<u>71,410</u>	<u>-</u>
Fund balance at end of year	<u>\$ 21,912</u>	<u>\$ -</u>	<u>\$ -</u>	<u>\$ -</u>

CITY OF STEUBENVILLE, OHIO

SCHEDULE OF REVENUES, EXPENDITURES AND CHANGES IN
 FUND BALANCE - BUDGET AND ACTUAL (NON-GAAP BUDGETARY BASIS)
 FOOD FUND
 FOR THE YEAR ENDED DECEMBER 31, 2019

	<u>Budgeted Amounts</u>		<u>Actual</u>	<u>Variance with Final Budget Positive (Negative)</u>
	<u>Original</u>	<u>Final</u>		
Revenues:				
Other	\$ 158	\$ 169	\$ 174	\$ 5
Total revenues	<u>158</u>	<u>169</u>	<u>174</u>	<u>5</u>
Expenditures:				
Current:				
Public health and welfare				
Food				
Contractual services	<u>12,383</u>	<u>12,582</u>	<u>12,582</u>	<u>-</u>
Total expenditures	<u>12,383</u>	<u>12,582</u>	<u>12,582</u>	<u>-</u>
Net change in fund balance.	(12,225)	(12,413)	(12,408)	5
Fund balance at beginning of year	<u>12,413</u>	<u>12,413</u>	<u>12,413</u>	<u>-</u>
Fund balance at end of year.	<u>\$ 188</u>	<u>\$ -</u>	<u>\$ 5</u>	<u>\$ 5</u>

CITY OF STEUBENVILLE, OHIO

SCHEDULE OF REVENUES, EXPENDITURES AND CHANGES IN
 FUND BALANCE - BUDGET AND ACTUAL (NON-GAAP BUDGETARY BASIS)
 EPSDT FUND
 FOR THE YEAR ENDED DECEMBER 31, 2019

	<u>Budgeted Amounts</u>		<u>Actual</u>	Variance with Final Budget Positive (Negative)
	<u>Original</u>	<u>Final</u>		
Revenues:				
Other.	\$ 75	\$ 180	\$ 180	\$ -
Total revenues	<u>75</u>	<u>180</u>	<u>180</u>	<u>-</u>
Expenditures:				
Current:				
Public health and welfare				
EPSDT				
Contractual services.	11,342	11,522	11,522	-
Total expenditures	<u>11,342</u>	<u>11,522</u>	<u>11,522</u>	<u>-</u>
Net change in fund balance.	(11,267)	(11,342)	(11,342)	-
Fund balance at beginning of year	<u>11,342</u>	<u>11,342</u>	<u>11,342</u>	<u>-</u>
Fund balance at end of year.	<u>\$ 75</u>	<u>\$ -</u>	<u>\$ -</u>	<u>\$ -</u>

CITY OF STEUBENVILLE, OHIO

SCHEDULE OF REVENUES, EXPENDITURES AND CHANGES IN
 FUND BALANCE - BUDGET AND ACTUAL (NON-GAAP BUDGETARY BASIS)
 MEARS RELIEF FUND
 FOR THE YEAR ENDED DECEMBER 31, 2019

	<u>Budgeted Amounts</u>		<u>Actual</u>	<u>Variance with Final Budget Positive (Negative)</u>
	<u>Original</u>	<u>Final</u>		
Revenues:				
Investment income	\$ 220	\$ 223	\$ 223	\$ -
Total revenues	<u>220</u>	<u>223</u>	<u>223</u>	<u>-</u>
Expenditures:				
Current:				
Public health and welfare				
Mears relief				
Maintenance and operations	500	-	-	-
Total expenditures	<u>500</u>	<u>-</u>	<u>-</u>	<u>-</u>
Net change in fund balance.	(280)	223	223	-
Fund balance at beginning of year	<u>10,296</u>	<u>10,296</u>	<u>10,296</u>	<u>-</u>
Fund balance at end of year.	<u>\$ 10,016</u>	<u>\$ 10,519</u>	<u>\$ 10,519</u>	<u>\$ -</u>

CITY OF STEUBENVILLE, OHIO

SCHEDULE OF REVENUES, EXPENDITURES AND CHANGES IN
 FUND BALANCE - BUDGET AND ACTUAL (NON-GAAP BUDGETARY BASIS)
 SWIMMING POOL FUND
 FOR THE YEAR ENDED DECEMBER 31, 2019

	<u>Budgeted Amounts</u>		<u>Actual</u>	<u>Variance with Final Budget Positive (Negative)</u>
	<u>Original</u>	<u>Final</u>		
Expenditures:				
Current:				
Leisure time activity				
Recreation-pools				
Other	\$ 527	\$ 527	\$ 527	\$ -
Total expenditures	<u>527</u>	<u>527</u>	<u>527</u>	<u>-</u>
Net change in fund balance.	(527)	(527)	(527)	-
Fund balance at beginning of year	<u>527</u>	<u>527</u>	<u>527</u>	<u>-</u>
Fund balance at end of year.	<u>\$ -</u>	<u>\$ -</u>	<u>\$ -</u>	<u>\$ -</u>

CITY OF STEUBENVILLE, OHIO

SCHEDULE OF REVENUES, EXPENDITURES AND CHANGES IN
 FUND BALANCE - BUDGET AND ACTUAL (NON-GAAP BUDGETARY BASIS)
 ROUTE 7 PROJECT FUND
 FOR THE YEAR ENDED DECEMBER 31, 2019

	<u>Budgeted Amounts</u>		<u>Actual</u>	<u>Variance with Final Budget Positive (Negative)</u>
	<u>Original</u>	<u>Final</u>		
Expenditures:				
Current:				
Transportation				
Street department				
Other.	\$ 1,203	\$ 1,203	\$ 1,203	\$ -
Total expenditures	<u>1,203</u>	<u>1,203</u>	<u>1,203</u>	<u>-</u>
Net change in fund balance.	(1,203)	(1,203)	(1,203)	-
Fund balance at beginning of year	<u>1,203</u>	<u>1,203</u>	<u>1,203</u>	<u>-</u>
Fund balance at end of year.	<u><u>\$ -</u></u>	<u><u>\$ -</u></u>	<u><u>\$ -</u></u>	<u><u>\$ -</u></u>

CITY OF STEUBENVILLE, OHIO

SCHEDULE OF REVENUES, EXPENDITURES AND CHANGES IN
 FUND BALANCE - BUDGET AND ACTUAL (NON-GAAP BUDGETARY BASIS)
 COMMUNITY DEVELOPMENT FUND
 FOR THE YEAR ENDED DECEMBER 31, 2019

	<u>Budgeted Amounts</u>		<u>Actual</u>	Variance with Final Budget Positive (Negative)
	<u>Original</u>	<u>Final</u>		
Revenues:				
Intergovernmental	\$ 1,227,487	\$ 700,000	\$ 688,492	\$ (11,508)
Other	820	12,122	12,453	331
Total revenues	<u>1,228,307</u>	<u>712,122</u>	<u>700,945</u>	<u>(11,177)</u>
Expenditures:				
Current:				
Community environment				
Community development				
Personal services	147,770	154,180	151,204	2,976
Maintenance and operations	57,385	37,893	34,974	2,919
Capital outlay	<u>1,025,759</u>	<u>537,696</u>	<u>518,242</u>	<u>19,454</u>
Total expenditures	<u>1,230,914</u>	<u>729,769</u>	<u>704,420</u>	<u>25,349</u>
Net change in fund balance	(2,607)	(17,647)	(3,475)	14,172
Fund balance at beginning of year	17,638	17,638	17,638	-
Prior year encumbrances appropriated	<u>10</u>	<u>10</u>	<u>10</u>	<u>-</u>
Fund balance at end of year	<u>\$ 15,041</u>	<u>\$ 1</u>	<u>\$ 14,173</u>	<u>\$ 14,172</u>

CITY OF STEUBENVILLE, OHIO

SCHEDULE OF REVENUES, EXPENDITURES AND CHANGES IN
 FUND BALANCE - BUDGET AND ACTUAL (NON-GAAP BUDGETARY BASIS)
 CDP - REVOLVING LOAN
 FOR THE YEAR ENDED DECEMBER 31, 2019

	<u>Budgeted Amounts</u>		<u>Actual</u>	<u>Variance with Final Budget Positive (Negative)</u>
	<u>Original</u>	<u>Final</u>		
Revenues:				
Investment income.	\$ 2	\$ 2	\$ 1	\$ (1)
Other.	4,252	4,252	3,898	(354)
Total revenues.	<u>4,254</u>	<u>4,254</u>	<u>3,899</u>	<u>(355)</u>
Expenditures:				
Current:				
Community environment				
Community development				
Other.	5,000	-	-	-
Total expenditures.	<u>5,000</u>	<u>-</u>	<u>-</u>	<u>-</u>
Net change in fund balance.	(746)	4,254	3,899	(355)
Fund balance at beginning of year	<u>7,799</u>	<u>7,799</u>	<u>7,799</u>	<u>-</u>
Fund balance at end of year.	<u>\$ 7,053</u>	<u>\$ 12,053</u>	<u>\$ 11,698</u>	<u>\$ (355)</u>

CITY OF STEUBENVILLE, OHIO

SCHEDULE OF REVENUES, EXPENDITURES AND CHANGES IN
 FUND BALANCE - BUDGET AND ACTUAL (NON-GAAP BUDGETARY BASIS)
 CHIP LOAN FUND
 FOR THE YEAR ENDED DECEMBER 31, 2019

	<u>Budgeted Amounts</u>		<u>Actual</u>	<u>Variance with Final Budget Positive (Negative)</u>
	<u>Original</u>	<u>Final</u>		
Revenues:				
Intergovernmental	\$ 316,061	\$ 129,260	\$ 129,260	\$ -
Total revenues	<u>316,061</u>	<u>129,260</u>	<u>129,260</u>	<u>-</u>
Expenditures:				
Current:				
Community environment				
Community development				
Personal services.	5,000	-	-	-
Maintenance and operations	-	100	-	100
Other.	<u>326,199</u>	<u>197,338</u>	<u>192,216</u>	<u>5,122</u>
Total expenditures	<u>331,199</u>	<u>197,438</u>	<u>192,216</u>	<u>5,222</u>
Net change in fund balance.	(15,138)	(68,178)	(62,956)	5,222
Fund balance at beginning of year	73,240	73,240	73,240	-
Prior year encumbrances appropriated . .	<u>15,138</u>	<u>15,138</u>	<u>15,138</u>	<u>-</u>
Fund balance at end of year.	<u>\$ 73,240</u>	<u>\$ 20,200</u>	<u>\$ 25,422</u>	<u>\$ 5,222</u>

CITY OF STEUBENVILLE, OHIO

SCHEDULE OF REVENUES, EXPENDITURES AND CHANGES IN
 FUND BALANCE - BUDGET AND ACTUAL (NON-GAAP BUDGETARY BASIS)
 MUNICIPAL COURT SPECIAL PROJECT FUND
 FOR THE YEAR ENDED DECEMBER 31, 2019

	Budgeted Amounts		Actual	Variance with Final Budget Positive (Negative)
	Original	Final		
Revenues:				
Fines and forfeitures	\$ 53,000	\$ 66,300	\$ 66,538	\$ 238
Total revenues	53,000	66,300	66,538	238
Expenditures:				
Current:				
Security of persons and property				
Police				
Maintenance and operations	50,000	45,190	45,169	21
Total expenditures	50,000	45,190	45,169	21
Net change in fund balance.	3,000	21,110	21,369	259
Fund balance at beginning of year	48,045	48,045	48,045	-
Fund balance at end of year.	\$ 51,045	\$ 69,155	\$ 69,414	\$ 259

CITY OF STEUBENVILLE, OHIO

SCHEDULE OF REVENUES, EXPENDITURES AND CHANGES IN
 FUND BALANCE - BUDGET AND ACTUAL (NON-GAAP BUDGETARY BASIS)
 MENTORING PROGRAM FUND
 FOR THE YEAR ENDED DECEMBER 31, 2019

	<u>Budgeted Amounts</u>		<u>Actual</u>	<u>Variance with Final Budget Positive (Negative)</u>
	<u>Original</u>	<u>Final</u>		
Revenues:				
Licenses and permits.	\$ 50,000	\$ 50,000	\$ 50,000	\$ -
Total revenues.	<u>50,000</u>	<u>50,000</u>	<u>50,000</u>	<u>-</u>
Expenditures:				
Current:				
Leisure time activity				
Recreation-indoors				
Maintenance and operations	1,747	1,747	1,685	62
Total expenditures	<u>1,747</u>	<u>1,747</u>	<u>1,685</u>	<u>62</u>
Net change in fund balance.	48,253	48,253	48,315	62
Fund balance at beginning of year	<u>-</u>	<u>-</u>	<u>-</u>	<u>-</u>
Fund balance at end of year	<u>\$ 48,253</u>	<u>\$ 48,253</u>	<u>\$ 48,315</u>	<u>\$ 62</u>

CITY OF STEUBENVILLE, OHIO

SCHEDULE OF REVENUES, EXPENDITURES AND CHANGES IN
 FUND BALANCE - BUDGET AND ACTUAL (NON-GAAP BUDGETARY BASIS)
 FIRE DAMAGE REMOVAL FUND
 FOR THE YEAR ENDED DECEMBER 31, 2019

	<u>Budgeted Amounts</u>		<u>Actual</u>	<u>Variance with Final Budget Positive (Negative)</u>
	<u>Original</u>	<u>Final</u>		
Revenues:				
Other	\$ 60,000	\$ 9,254	\$ 9,254	\$ -
Total revenues	<u>60,000</u>	<u>9,254</u>	<u>9,254</u>	<u>-</u>
Expenditures:				
Current:				
Security of persons and property				
Fire damage removal				
Maintenance and operations	60,000	15,954	15,954	-
Total expenditures	<u>60,000</u>	<u>15,954</u>	<u>15,954</u>	<u>-</u>
Net change in fund balance	-	(6,700)	(6,700)	-
Fund balance at beginning of year	<u>22,583</u>	<u>22,583</u>	<u>22,583</u>	<u>-</u>
Fund balance at end of year	<u>\$ 22,583</u>	<u>\$ 15,883</u>	<u>\$ 15,883</u>	<u>\$ -</u>

CITY OF STEUBENVILLE, OHIO

SCHEDULE OF REVENUES, EXPENDITURES AND CHANGES IN
 FUND BALANCE - BUDGET AND ACTUAL (NON-GAAP BUDGETARY BASIS)
 ZONING AND REZONING FUND
 FOR THE YEAR ENDED DECEMBER 31, 2019

	<u>Budgeted Amounts</u>			<u>Variance with Final Budget Positive (Negative)</u>
	<u>Original</u>	<u>Final</u>	<u>Actual</u>	
Revenues:				
Other	\$ 1,200	\$ -	\$ -	\$ -
Total revenues	<u>1,200</u>	<u>-</u>	<u>-</u>	<u>-</u>
Net change in fund balance.	1,200	-	-	-
Fund balance at beginning of year	<u>9,592</u>	<u>9,592</u>	<u>9,592</u>	<u>-</u>
Fund balance at end of year.	<u>\$ 10,792</u>	<u>\$ 9,592</u>	<u>\$ 9,592</u>	<u>\$ -</u>

CITY OF STEUBENVILLE, OHIO

SCHEDULE OF REVENUES, EXPENDITURES AND CHANGES IN
 FUND BALANCE - BUDGET AND ACTUAL (NON-GAAP BUDGETARY BASIS)
 GENERAL BOND RETIREMENT FUND
 FOR THE YEAR ENDED DECEMBER 31, 2019

	<u>Budgeted Amounts</u>		<u>Actual</u>	<u>Variance with Final Budget Positive (Negative)</u>
	<u>Original</u>	<u>Final</u>		
Revenues:				
Property and other taxes	\$ 225,400	\$ 207,662	\$ 207,662	\$ -
Intergovernmental.	25,900	27,526	27,526	-
Total revenues.	<u>251,300</u>	<u>235,188</u>	<u>235,188</u>	<u>-</u>
Expenditures:				
Current:				
General government				
General bond retirement				
Maintenance and operations	4,952	4,622	4,622	-
Total general government.	<u>4,952</u>	<u>4,622</u>	<u>4,622</u>	<u>-</u>
Debt service:				
Principal retirement.	205,774	205,774	205,774	-
Interest and fiscal charges.	20,920	20,920	20,920	-
Total debt service	<u>226,694</u>	<u>226,694</u>	<u>226,694</u>	<u>-</u>
Total expenditures.	<u>231,646</u>	<u>231,316</u>	<u>231,316</u>	<u>-</u>
Net change in fund balance.	19,654	3,872	3,872	-
Fund balance at beginning of year	<u>275,776</u>	<u>275,776</u>	<u>275,776</u>	<u>-</u>
Fund balance at end of year.	<u>\$ 295,430</u>	<u>\$ 279,648</u>	<u>\$ 279,648</u>	<u>\$ -</u>

THIS PAGE IS INTENTIONALLY LEFT BLANK

CITY OF STEUBENVILLE, OHIO

COMBINING BALANCE SHEET
NONMAJOR CAPITAL PROJECTS FUNDS
DECEMBER 31, 2019

	General Capital Improvement	Municipal Court Improvement	.7% City Income Tax - Equipment Improvement
Assets:			
Equity in pooled cash and cash equivalents	\$ 158,488	\$ 62,042	\$ 747,868
Receivables (net of allowances of uncollectibles):			
Income taxes	-	-	61,601
Due from other governments	12,681	-	-
	<hr/>	<hr/>	<hr/>
Total assets	<u>\$ 171,169</u>	<u>\$ 62,042</u>	<u>\$ 809,469</u>
 Liabilities:			
Accounts payable	\$ -	\$ -	\$ 144,155
Contracts payable	12,682	-	-
	<hr/>	<hr/>	<hr/>
Total liabilities	<u>12,682</u>	<u>-</u>	<u>144,155</u>
 Deferred inflows of resources:			
Income tax revenue not available.	-	-	61,601
Total deferred inflows of resources	<hr/>	<hr/>	<hr/>
	-	-	61,601
 Fund balances:			
Restricted	148,487	62,042	-
Committed	10,000	-	603,713
Total fund balances	<hr/>	<hr/>	<hr/>
	158,487	62,042	603,713
 Total liabilities, deferred inflows of resources and fund balances.			
	<u>\$ 171,169</u>	<u>\$ 62,042</u>	<u>\$ 809,469</u>

.7% City Income Tax - Recreation Improvement	Total Nonmajor Capital Projects Funds
\$ 223,820	\$ 1,192,218
20,534	82,135
-	12,681
<u>\$ 244,354</u>	<u>\$ 1,287,034</u>
\$ -	\$ 144,155
<u>31,004</u>	<u>43,686</u>
<u>31,004</u>	<u>187,841</u>
20,534	82,135
<u>20,534</u>	<u>82,135</u>
-	210,529
<u>192,816</u>	<u>806,529</u>
<u>192,816</u>	<u>1,017,058</u>
<u>\$ 244,354</u>	<u>\$ 1,287,034</u>

CITY OF STEUBENVILLE, OHIO

COMBINING STATEMENT OF REVENUES, EXPENDITURES
AND CHANGES IN FUND BALANCES
NONMAJOR CAPITAL PROJECTS FUNDS
FOR THE YEAR ENDED DECEMBER 31, 2019

	<u>General Capital Improvement</u>	<u>Municipal Court Improvement</u>	<u>.7% City Income Tax - Equipment Improvement</u>
Revenues:			
Municipal income taxes	\$ -	\$ -	\$ 300,000
Fines and forfeitures	-	21,267	-
Intergovernmental	147,905	-	-
Other	-	-	-
	<hr/>	<hr/>	<hr/>
Total revenues	147,905	21,267	300,000
	<hr/>	<hr/>	<hr/>
Expenditures:			
Current:			
General government	-	34,307	-
Capital outlay	174,030	-	362,573
Total expenditures	<hr/> 174,030	<hr/> 34,307	<hr/> 362,573
Net change in fund balances	(26,125)	(13,040)	(62,573)
Fund balances at beginning of year	<hr/> 184,612	<hr/> 75,082	<hr/> 666,286
Fund balances at end of year	<hr/> <u>\$ 158,487</u>	<hr/> <u>\$ 62,042</u>	<hr/> <u>\$ 603,713</u>

.7% City Income Tax - Recreation Improvement	Total Nonmajor Capital Projects Funds
\$ 100,000	\$ 400,000
-	21,267
36,721	184,626
47,457	47,457
<u>184,178</u>	<u>653,350</u>
-	34,307
174,302	710,905
<u>174,302</u>	<u>745,212</u>
9,876	(91,862)
<u>182,940</u>	<u>1,108,920</u>
<u>\$ 192,816</u>	<u>\$ 1,017,058</u>

CITY OF STEUBENVILLE, OHIO

SCHEDULE OF REVENUES, EXPENDITURES AND CHANGES IN
 FUND BALANCE - BUDGET AND ACTUAL (NON-GAAP BUDGETARY BASIS)
 GENERAL CAPITAL IMPROVEMENT FUND
 FOR THE YEAR ENDED DECEMBER 31, 2019

	<u>Budgeted Amounts</u>		<u>Actual</u>	<u>Variance with Final Budget Positive (Negative)</u>
	<u>Original</u>	<u>Final</u>		
Revenues:				
Intergovernmental.	\$ 760,000	\$ 170,945	\$ 135,224	\$ (35,721)
Total revenues	<u>760,000</u>	<u>170,945</u>	<u>135,224</u>	<u>(35,721)</u>
Expenditures:				
Capital improvement				
Capital outlay	874,911	186,009	184,510	1,499
Total expenditures.	<u>874,911</u>	<u>186,009</u>	<u>184,510</u>	<u>1,499</u>
Net change in fund balance.	(114,911)	(15,064)	(49,286)	(34,222)
Fund balance at beginning of year	78,606	78,606	78,606	-
Prior year encumbrances appropriated . . .	<u>114,911</u>	<u>114,911</u>	<u>114,911</u>	<u>-</u>
Fund balance at end of year.	<u>\$ 78,606</u>	<u>\$ 178,453</u>	<u>\$ 144,231</u>	<u>\$ (34,222)</u>

CITY OF STEUBENVILLE, OHIO

SCHEDULE OF REVENUES, EXPENDITURES AND CHANGES IN
 FUND BALANCE - BUDGET AND ACTUAL (NON-GAAP BUDGETARY BASIS)
 MUNICIPAL COURT IMPROVEMENT FUND
 FOR THE YEAR ENDED DECEMBER 31, 2019

	Budgeted Amounts		Actual	Variance with Final Budget Positive (Negative)
	Original	Final		
Revenues:				
Fines and forfeitures.	\$ 32,000	\$ 21,300	\$ 21,267	\$ (33)
Total revenues.	<u>32,000</u>	<u>21,300</u>	<u>21,267</u>	<u>(33)</u>
Expenditures:				
Capital outlay				
Municipal court				
Maintenance and operations.	100	46	46	-
Capital outlay.	<u>30,500</u>	<u>36,508</u>	<u>34,261</u>	<u>2,247</u>
Total expenditures.	<u>30,600</u>	<u>36,554</u>	<u>34,307</u>	<u>2,247</u>
Net change in fund balance	1,400	(15,254)	(13,040)	2,214
Fund balance at beginning of year	<u>75,082</u>	<u>75,082</u>	<u>75,082</u>	<u>-</u>
Fund balance at end of year	<u><u>\$ 76,482</u></u>	<u><u>\$ 59,828</u></u>	<u><u>\$ 62,042</u></u>	<u><u>\$ 2,214</u></u>

CITY OF STEUBENVILLE, OHIO

SCHEDULE OF REVENUES, EXPENDITURES AND CHANGES IN
 FUND BALANCE - BUDGET AND ACTUAL (NON-GAAP BUDGETARY BASIS)
 .7% CITY INCOME TAX - EQUIPMENT IMPROVEMENT FUND
 FOR THE YEAR ENDED DECEMBER 31, 2019

	<u>Budgeted Amounts</u>		<u>Actual</u>	Variance with Final Budget Positive (Negative)
	<u>Original</u>	<u>Final</u>		
Revenues:				
Municipal income taxes	\$ 300,000	\$ 300,000	\$ 300,000	\$ -
Total revenues	<u>300,000</u>	<u>300,000</u>	<u>300,000</u>	<u>-</u>
Expenditures:				
Capital outlay				
Equipment improvement				
Maintenance and operations.	900	660	660	-
Capital outlay	797,417	729,043	727,447	1,596
Other	12,168	19,508	16,933	2,575
Total expenditures.	<u>810,485</u>	<u>749,211</u>	<u>745,040</u>	<u>4,171</u>
Net change in fund balance	(510,485)	(449,211)	(445,040)	4,171
Fund balance at beginning of year.	472,901	472,901	472,901	-
Prior year encumbrances appropriated	<u>193,385</u>	<u>193,385</u>	<u>193,385</u>	<u>-</u>
Fund balance at end of year	<u>\$ 155,801</u>	<u>\$ 217,075</u>	<u>\$ 221,246</u>	<u>\$ 4,171</u>

CITY OF STEUBENVILLE, OHIO

SCHEDULE OF REVENUES, EXPENDITURES AND CHANGES IN
 FUND BALANCE - BUDGET AND ACTUAL (NON-GAAP BUDGETARY BASIS)
 .7% CITY INCOME TAX - RECREATION IMPROVEMENT FUND
 FOR THE YEAR ENDED DECEMBER 31, 2019

	<u>Budgeted Amounts</u>		<u>Actual</u>	Variance with Final Budget Positive (Negative)
	<u>Original</u>	<u>Final</u>		
Revenues:				
Municipal income taxes	\$ 100,000	\$ 100,000	\$ 100,000	\$ -
Intergovernmental	-	36,721	36,721	-
Other	-	47,457	47,457	-
Total revenues.	<u>100,000</u>	<u>184,178</u>	<u>184,178</u>	<u>-</u>
Expenditures:				
Capital outlay				
Recreation improvement				
Maintenance and operations	400	222	222	-
Capital outlay	146,626	237,760	233,298	4,462
Other.	4,032	6,939	5,611	1,328
Total expenditures.	<u>151,058</u>	<u>244,921</u>	<u>239,131</u>	<u>5,790</u>
Net change in fund balance.	(51,058)	(60,743)	(54,953)	5,790
Fund balance at beginning of year	140,754	140,754	140,754	-
Prior year encumbrances appropriated	44,626	44,626	44,626	-
Fund balance at end of year.	<u>\$ 134,322</u>	<u>\$ 124,637</u>	<u>\$ 130,427</u>	<u>\$ 5,790</u>

CITY OF STEUBENVILLE, OHIO
INDIVIDUAL FUND SCHEDULES
FUND DESCRIPTIONS - PROPRIETARY FUNDS

ENTERPRISE FUNDS

To account for the financing of costs (expenses, including depreciation) of providing goods or services to the general public on a continuing basis that are financed or recovered primarily through user charges.

Major Enterprise Funds

Water Fund

This fund accounts for the provision of water treatment and distribution to its residential and commercial users located within the City.

Sewer Fund

This fund accounts for the provision of sanitary sewer service to the residents and commercial users located within the City.

Refuse Fund

This fund accounts for the operations of providing refuse waste removal to the residents and commercial users located within the City.

INTERNAL SERVICE FUND

To account for the financing of services provided by one department or agency to other departments or agencies of the City on a cost-reimbursement basis.

Internal Service Fund

Health Assurance Fund

This fund accounts for health care claims for the City's employees.

CITY OF STEUBENVILLE, OHIO

SCHEDULE OF REVENUES, EXPENSES AND CHANGES IN
 FUND EQUITY - BUDGET AND ACTUAL (NON-GAAP BUDGETARY BASIS)
 WATER FUND
 FOR THE YEAR ENDED DECEMBER 31, 2019

	Budgeted Amounts		Actual	Variance with Final Budget Positive (Negative)
	Original	Final		
Operating revenues:				
Charges for services	\$ 7,440,143	\$ 7,445,627	\$ 7,384,075	\$ (61,552)
Other	67,584	85,024	96,454	11,430
Total revenues	7,507,727	7,530,651	7,480,529	(50,122)
Operating expenses:				
Personal services	1,757,057	1,734,814	1,702,506	32,308
Maintenance and operations	2,847,059	2,640,137	2,478,885	161,252
Capital outlay	3,010,088	4,880,071	4,126,225	753,846
Total expenses	7,614,204	9,255,022	8,307,616	947,406
Operating loss	(106,477)	(1,724,371)	(827,087)	897,284
Nonoperating revenues (expenses):				
Investment income	12,140	25,000	24,644	(356)
Note issuance	1,900,000	1,750,328	1,800,633	50,305
Intergovernmental	-	1,240,858	1,240,858	-
Other nonoperating revenues	-	6,000	6,000	-
Debt service:				
Principal retirement	(2,247,694)	(2,282,704)	(2,282,704)	-
Interest and fiscal charges	(733,977)	(745,410)	(741,410)	4,000
Total nonoperating revenues (expenses)	(1,069,531)	(5,928)	48,021	53,949
Loss before capital contributions	(1,176,008)	(1,730,299)	(779,066)	951,233
Capital contributions	250,000	949,989	943,173	(6,816)
Net change in fund equity	(926,008)	(780,310)	164,107	951,233
Fund equity at beginning of year (restated)	2,433,669	2,433,669	2,433,669	-
Prior year encumbrances appropriated	400,976	400,976	400,976	-
Fund equity at end of year	\$ 1,908,637	\$ 2,054,335	\$ 2,998,752	\$ 951,233

CITY OF STEUBENVILLE, OHIO

SCHEDULE OF REVENUES, EXPENSES AND CHANGES IN
 FUND EQUITY - BUDGET AND ACTUAL (NON-GAAP BUDGETARY BASIS)
 SEWER FUND
 FOR THE YEAR ENDED DECEMBER 31, 2019

	Budgeted Amounts		Actual	Variance with Final Budget Positive (Negative)
	Original	Final		
Operating revenues:				
Charges for services	\$ 5,363,981	\$ 5,374,390	\$ 5,354,802	\$ (19,588)
Other	62,809	50,561	61,151	10,590
Total revenues	5,426,790	5,424,951	5,415,953	(8,998)
Operating expenses:				
Personal services	1,656,294	1,616,808	1,580,892	35,916
Maintenance and operations	2,271,447	2,229,724	2,002,083	227,641
Capital outlay	3,627,962	1,727,925	1,633,147	94,778
Total expenses	7,555,703	5,574,457	5,216,122	358,335
Operating income/(loss)	(2,128,913)	(149,506)	199,831	349,337
Nonoperating revenues (expenses):				
Investment income	10,700	33,000	30,481	(2,519)
Note issuance	2,021,800	-	-	-
Debt service:				
Principal retirement	(756,835)	(753,449)	(751,449)	2,000
Interest and fiscal charges	(664,341)	(661,615)	(659,614)	2,001
Total nonoperating revenues (expenses) . . .	611,324	(1,382,064)	(1,380,582)	1,482
Net change in fund equity	(1,517,589)	(1,531,570)	(1,180,751)	350,819
Fund equity at beginning of year (restated) .	3,129,281	3,129,281	3,129,281	-
Prior year encumbrances appropriated . . .	1,140,282	1,140,282	1,140,282	-
Fund equity at end of year	\$ 2,751,974	\$ 2,737,993	\$ 3,088,812	\$ 350,819

CITY OF STEUBENVILLE, OHIO

SCHEDULE OF REVENUES, EXPENSES AND CHANGES IN
 FUND EQUITY - BUDGET AND ACTUAL (NON-GAAP BUDGETARY BASIS)
 REFUSE FUND
 FOR THE YEAR ENDED DECEMBER 31, 2019

	Budgeted Amounts		Actual	Variance with Final Budget Positive (Negative)
	Original	Final		
Operating revenues:				
Charges for services	\$ 1,946,568	\$ 1,817,159	\$ 1,828,205	\$ 11,046
Other	55,491	46,765	57,208	10,443
Total revenues	2,002,059	1,863,924	1,885,413	21,489
Operating expenses:				
Personal services	1,371,789	1,164,488	1,152,831	11,657
Contractual services	528,829	531,223	489,547	41,676
Maintenance and operations	1,201,761	1,033,851	938,951	94,900
Total expenses	3,102,379	2,729,562	2,581,329	148,233
Operating loss	(1,100,320)	(865,638)	(695,916)	169,722
Nonoperating revenues (expenses):				
Investment income	10,700	55,000	49,434	(5,566)
Royalties revenue	803,500	341,000	339,817	(1,183)
Total nonoperating revenues (expenses). . .	814,200	396,000	389,251	(6,749)
Net change in fund equity	(286,120)	(469,638)	(306,665)	162,973
Fund equity at beginning of year (restated) .	4,289,194	4,289,194	4,289,194	-
Prior year encumbrances appropriated . . .	355,243	355,243	355,243	-
Fund equity at end of year	\$ 4,358,317	\$ 4,174,799	\$ 4,337,772	\$ 162,973

CITY OF STEUBENVILLE, OHIO

SCHEDULE OF REVENUES, EXPENSES AND CHANGES IN
 FUND EQUITY - BUDGET AND ACTUAL (NON-GAAP BUDGETARY BASIS)
 HEALTH ASSURANCE FUND
 FOR THE YEAR ENDED DECEMBER 31, 2019

	Budgeted Amounts		Actual	Variance with Final Budget Positive (Negative)
	Original	Final		
Operating revenues:				
Charges for services	\$ 2,650,000	\$ 2,734,000	\$ 2,805,875	\$ 71,875
Stop-loss reimbursement	-	229,740	230,455	715
Other	-	1,059	21,711	20,652
Total revenues	2,650,000	2,964,799	3,058,041	93,242
Operating expenses:				
Claims	2,650,000	2,881,063	2,794,434	86,629
Total expenses	2,650,000	2,881,063	2,794,434	86,629
Net change in fund equity	-	83,736	263,607	179,871
Fund equity at beginning of year	332,447	332,447	332,447	-
Fund equity at end of year	\$ 332,447	\$ 416,183	\$ 596,054	\$ 179,871

CITY OF STEUBENVILLE, OHIO

INDIVIDUAL FUND SCHEDULES
FUND DESCRIPTION - CUSTODIAL FUND

Custodial Fund

Custodial funds are used to report fiduciary activities that are not required to be reported in pension (and other employee benefit) trust funds, investment trust funds, or private-purpose trust funds.

Municipal Court Fund

This fund accounts for fines and forfeitures collected by the City's Municipal Court on behalf of other governments.

THIS PAGE IS INTENTIONALLY LEFT BLANK

STATISTICAL SECTION

CITY OF STEUBENVILLE, OHIO
STATISTICAL SECTION

This part of the City of Steubenville's Comprehensive Annual Financial Report presents detailed information as a context for understanding what the information in the financial statements, note disclosures, and required supplementary information says about the City's overall financial health.

<u>Contents</u>	<u>Page</u>
Financial Trends These schedules contain trend information to help the reader understand how the City's financial performance and well-being have changed over time.	208-221
Revenue Capacity These schedules contain information to help the reader assess the City's most significant local revenue sources, income and property taxes.	222-228
Debt Capacity These schedules present information to help the reader assess the affordability of the City's current levels of outstanding debt and the City's ability to issue additional debt in the future.	230-239
Demographic and Economic Information These schedules offer demographic and economic indicators to help the reader understand the environment within which the City's financial activities take place.	240-241
Operating Information These schedules contain service and infrastructure data to help the reader understand how the information in the City's financial report relates to the services the City provides and the activities it performs.	242-247

CITY OF STEUBENVILLE, OHIO

NET POSITION BY COMPONENT
LAST TEN YEARS
(ACCRUAL BASIS OF ACCOUNTING)

	<u>2019</u>	<u>2018</u>	<u>2017</u>	<u>2016</u>
Governmental activities:				
Net investment in capital assets	\$ 33,046,072	\$ 32,526,938	\$ 33,099,183	\$ 31,429,821
Restricted for:				
Capital projects	148,487	183,260	189,969	181,122
Street construction, maintenance and repair	1,616,322	1,316,213	1,376,077	1,207,686
Police and fire	88,277	164,678	240,530	32,209
Municipal court improvements	62,042	75,082	86,225	118,430
Recreation	-	-	-	-
Community development projects	978,800	965,087	963,685	1,067,319
Health programs	-	-	-	-
Safety programs	-	-	-	-
Court programs	263,255	196,078	179,410	181,108
Emergency management	-	-	-	-
Other purposes	481,193	393,820	448,785	459,220
Unrestricted (deficit)	<u>(11,429,446)</u>	<u>(19,476,765)</u>	<u>(18,299,212)</u>	<u>(6,129,941)</u>
Total governmental activities net position	<u>\$ 25,255,002</u>	<u>\$ 16,344,391</u>	<u>\$ 18,284,652</u>	<u>\$ 28,546,974</u>
Business-type activities:				
Net investment in capital assets	\$ 27,938,441	\$ 25,257,596	\$ 23,326,413	\$ 20,119,667
Restricted for:				
Debt service	-	-	-	-
Unrestricted (deficit)	<u>2,080,044</u>	<u>2,079,840</u>	<u>3,862,850</u>	<u>8,073,856</u>
Total business-type activities net position	<u>\$ 30,018,485</u>	<u>\$ 27,337,436</u>	<u>\$ 27,189,263</u>	<u>\$ 28,193,523</u>
Total primary government:				
Net investment in capital assets	\$ 60,984,513	\$ 57,784,534	\$ 56,425,596	\$ 51,549,488
Restricted for:				
Capital projects	148,487	183,260	189,969	181,122
Debt service	-	-	-	-
Street construction, maintenance and repair	1,616,322	1,316,213	1,376,077	1,207,686
Police and fire	88,277	164,678	240,530	32,209
Court computer	62,042	75,082	86,225	118,430
Recreation	-	-	-	-
Community development projects	978,800	965,087	963,685	1,067,319
Health programs	-	-	-	-
Safety programs	-	-	-	-
Court programs	263,255	196,078	179,410	181,108
Emergency management	-	-	-	-
Other purposes	481,193	393,820	448,785	459,220
Unrestricted (deficit)	<u>(9,349,402)</u>	<u>(17,396,925)</u>	<u>(14,436,362)</u>	<u>1,943,915</u>
Total primary government net position	<u>\$ 55,273,487</u>	<u>\$ 43,681,827</u>	<u>\$ 45,473,915</u>	<u>\$ 56,740,497</u>

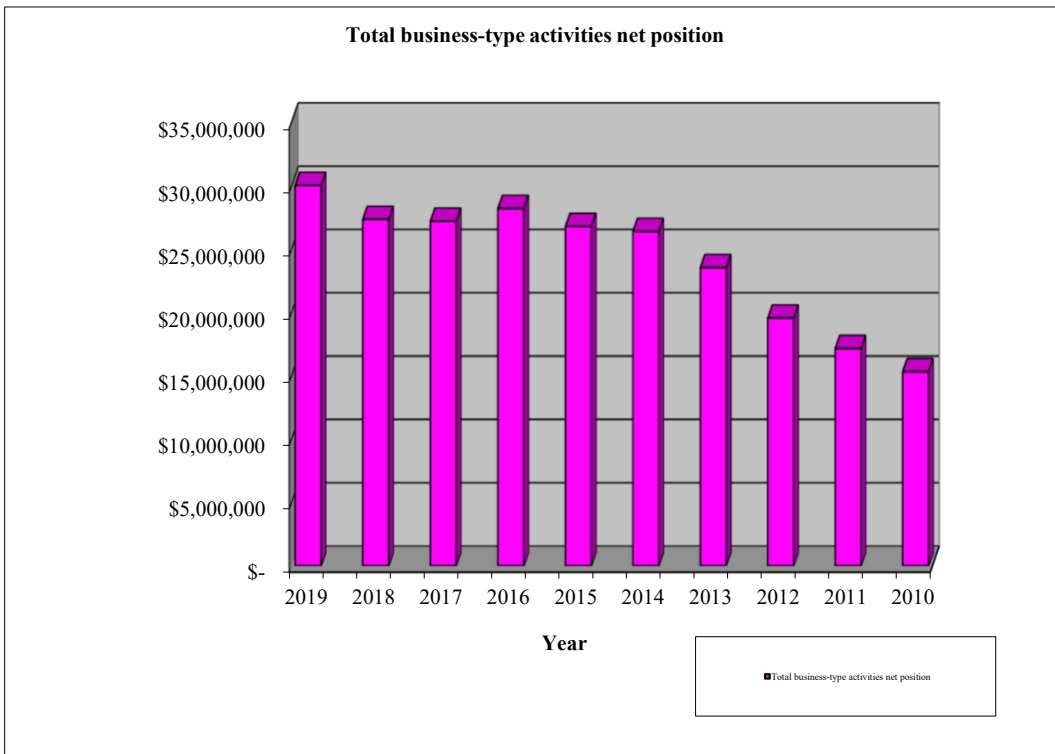
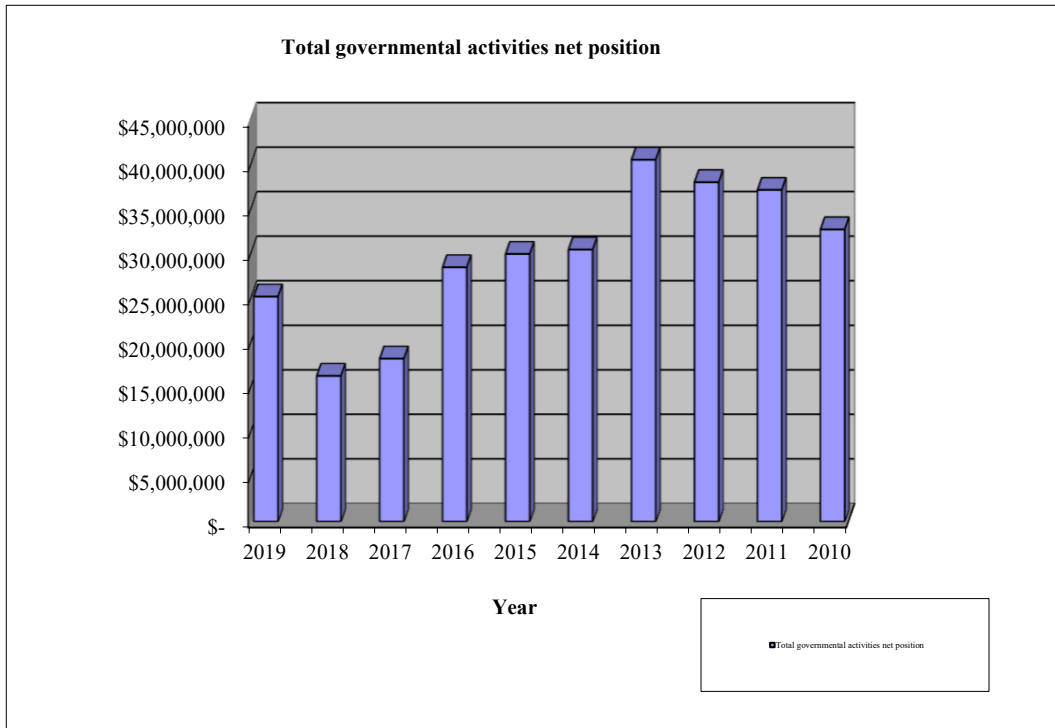
Source: City financial records

Note: 2018 amounts have been restated to reflect the implementation of GASB Statement No. 84 in 2019.

	2015	2014	2013	2012	2011	2010
\$	31,655,663	\$ 31,621,010	\$ 29,968,932	\$ 30,592,967	\$ 30,618,154	\$ 26,909,300
	168,289	282,850	273,468	273,468	277,873	288,314
	1,138,040	1,750,025	4,801,831	991,621	775,909	622,845
	31,173	32,516	35,395	37,557	43,405	82,567
	109,356	99,258	91,867	78,158	59,114	54,566
	-	-	-	-	-	15,831
	1,012,633	1,177,269	1,204,789	1,501,925	1,670,954	1,747,983
	-	-	-	-	-	57,079
	-	-	-	-	-	1,051,792
	164,711	108,757	103,236	71,785	86,679	-
	-	-	-	-	54,516	-
	339,614	367,539	215,047	119,724	168,242	156,074
	(4,582,828)	(4,911,687)	3,932,979	4,434,985	3,469,243	1,813,032
\$	<u>30,036,651</u>	<u>\$ 30,527,537</u>	<u>\$ 40,627,544</u>	<u>\$ 38,102,190</u>	<u>\$ 37,224,089</u>	<u>\$ 32,799,383</u>
\$	18,461,579	\$ 15,606,124	\$ 14,664,196	\$ 13,135,521	\$ 12,022,392	\$ 10,317,812
	-	-	-	-	-	1,996,135
	8,309,781	10,773,111	8,858,962	6,409,878	5,112,891	2,994,392
\$	<u>26,771,360</u>	<u>\$ 26,379,235</u>	<u>\$ 23,523,158</u>	<u>\$ 19,545,399</u>	<u>\$ 17,135,283</u>	<u>\$ 15,308,339</u>
\$	50,117,242	\$ 47,227,134	\$ 44,633,128	\$ 43,728,488	\$ 42,640,546	\$ 37,227,112
	168,289	282,850	273,468	273,468	277,873	288,314
	-	-	-	-	-	1,996,135
	1,138,040	1,750,025	4,801,831	991,621	775,909	622,845
	31,173	32,516	35,395	37,557	43,405	82,567
	109,356	99,258	91,867	78,158	59,114	54,566
	-	-	-	-	-	15,831
	1,012,633	1,177,269	1,204,789	1,501,925	1,670,954	1,747,983
	-	-	-	-	-	57,079
	-	-	-	-	-	1,051,792
	164,711	108,757	103,236	71,785	86,679	-
	-	-	-	-	54,516	-
	339,614	367,539	215,047	119,724	168,242	156,074
	3,726,953	5,861,424	12,791,941	10,844,863	8,582,134	4,807,424
\$	<u>56,808,011</u>	<u>\$ 56,906,772</u>	<u>\$ 64,150,702</u>	<u>\$ 57,647,589</u>	<u>\$ 54,359,372</u>	<u>\$ 48,107,722</u>

CITY OF STEUBENVILLE, OHIO

**NET POSITION CHART BY YEAR
LAST TEN YEARS
(ACCRUAL BASIS OF ACCOUNTING)**



Source: City financial records.

Note: 2018 amounts have been restated to reflect the implementation of GASB Statement No. 84 in 2019.

THIS PAGE IS INTENTIONALLY LEFT BLANK

CITY OF STEUBENVILLE, OHIO

CHANGES IN NET POSITION
LAST TEN YEARS
(ACCRUAL BASIS OF ACCOUNTING)

	<u>2019</u>	<u>2018</u>	<u>2017</u>	<u>2016</u>
Program revenues:				
Governmental activities:				
Charges for services:				
General government	\$ 846,639	\$ 912,118	\$ 1,003,695	\$ 968,412
Security of persons and property	7,850	7,190	215,850	6,166
Public health and welfare	-	-	104,587	286,766
Transportation	114,810	67,345	22,851	106,068
Community environment	507,117	278,945	260,494	191,813
Leisure time activity	39,134	40,553	36,047	43,327
Operating grants and contributions	1,745,954	1,431,526	1,520,203	2,042,812
Capital grants and contributions	3,084,700	962,072	3,322,049	784,409
Total governmental activities program revenues	<u>6,346,204</u>	<u>3,699,749</u>	<u>6,485,776</u>	<u>4,429,773</u>
Business-type activities:				
Charges for services:				
Water	7,415,631	6,319,648	6,304,482	6,309,271
Sewer	5,353,569	3,909,452	3,671,555	3,814,237
Refuse	1,766,866	1,861,153	1,858,135	1,954,432
Operating grants & contributions	1,246,858	-	-	-
Capital grants and contributions	1,203,627	-	532,019	57,000
Total business-type activities program revenues	<u>16,986,551</u>	<u>12,090,253</u>	<u>12,366,191</u>	<u>12,134,940</u>
Total primary government	<u>\$ 23,332,755</u>	<u>\$ 15,790,002</u>	<u>\$ 18,851,967</u>	<u>\$ 16,564,713</u>
Expenses:				
Governmental activities:				
General government	\$ 4,176,909	\$ 3,580,348	\$ 3,917,931	\$ 3,242,172
Security of persons and property	878,537	9,621,517	8,566,230	8,785,738
Public health and welfare	86,721	132,582	275,602	532,254
Transportation	4,530,369	4,263,293	3,628,421	3,507,256
Community environment	523,385	647,462	775,607	1,238,946
Leisure time activity	939,164	820,550	832,191	726,855
Interest and fiscal charges	263,606	280,109	322,644	294,219
Total governmental activities expenses	<u>11,398,691</u>	<u>19,345,861</u>	<u>18,318,626</u>	<u>18,327,440</u>
Business-type activities:				
Water	7,610,308	5,350,304	4,994,976	4,860,258
Sewer	4,764,433	4,394,859	4,059,096	4,133,204
Refuse	2,446,939	2,761,915	2,818,098	1,675,400
Total business-type activities expenses	<u>14,821,680</u>	<u>12,507,078</u>	<u>11,872,170</u>	<u>10,668,862</u>
Total primary government	<u>\$ 26,220,371</u>	<u>\$ 31,852,939</u>	<u>\$ 30,190,796</u>	<u>\$ 28,996,302</u>
Net (expense) revenue:				
Governmental activities	\$ (5,052,487)	\$ (15,646,112)	\$ (11,832,850)	\$ (13,897,667)
Business-type activities	2,164,871	(416,825)	494,021	1,466,078
Total primary government net expense	<u>\$ (2,887,616)</u>	<u>\$ (16,062,937)</u>	<u>\$ (11,338,829)</u>	<u>\$ (12,431,589)</u>

<u>2015</u>	<u>2014</u>	<u>2013</u>	<u>2012</u>	<u>2011</u>	<u>2010</u>
\$ 904,621	\$ 1,039,119	\$ 1,019,762	\$ 733,045	\$ 657,322	\$ 646,991
13,730	15,614	16,202	14,296	2,064	1,466
252,086	241,025	237,519	245,919	225,540	232,830
79,712	124,182	201,701	97,248	51,905	41,896
220,178	173,887	179,916	145,779	104,721	129,981
28,374	44,536	52,863	181,111	191,819	191,177
2,043,064	1,652,528	2,983,006	1,762,522	5,814,008	2,651,845
569,297	1,229,473	1,869,869	1,479,365	4,950,871	5,745,507
<u>4,111,062</u>	<u>4,520,364</u>	<u>6,560,838</u>	<u>4,659,285</u>	<u>11,998,250</u>	<u>9,641,693</u>
5,989,762	5,956,995	5,267,519	5,447,787	4,674,343	4,795,414
3,836,102	3,842,815	4,231,045	4,399,628	5,296,897	5,324,955
2,291,388	2,243,643	2,220,288	2,251,504	2,265,419	2,323,022
-	-	-	10,692	-	-
301,700	106,738	84,234	-	-	-
<u>12,418,952</u>	<u>12,150,191</u>	<u>11,803,086</u>	<u>12,109,611</u>	<u>12,236,659</u>	<u>12,443,391</u>
<u>\$ 16,530,014</u>	<u>\$ 16,670,555</u>	<u>\$ 18,363,924</u>	<u>\$ 16,768,896</u>	<u>\$ 24,234,909</u>	<u>\$ 22,085,084</u>
\$ 3,225,266	\$ 2,918,782	\$ 2,963,682	\$ 2,851,065	\$ 2,990,157	\$ 2,911,400
7,719,461	7,038,402	7,194,554	7,359,922	7,694,175	7,306,577
591,661	573,512	634,498	657,200	654,869	676,872
3,613,574	3,215,726	3,397,420	3,220,095	6,606,547	3,109,896
793,755	681,418	1,681,840	748,089	941,681	1,306,035
825,576	796,512	719,238	993,906	1,047,822	952,104
294,889	291,849	268,026	271,234	278,428	262,986
<u>17,064,182</u>	<u>15,516,201</u>	<u>16,859,258</u>	<u>16,101,511</u>	<u>20,213,679</u>	<u>16,525,870</u>
6,544,983	4,832,198	4,568,647	4,993,615	4,969,172	5,090,449
4,141,443	4,283,771	3,630,546	3,872,870	3,798,340	4,075,627
1,463,393	1,313,113	1,307,220	1,492,302	1,593,846	1,653,505
<u>12,149,819</u>	<u>10,429,082</u>	<u>9,506,413</u>	<u>10,358,787</u>	<u>10,361,358</u>	<u>10,819,581</u>
<u>\$ 29,214,001</u>	<u>\$ 25,945,283</u>	<u>\$ 26,365,671</u>	<u>\$ 26,460,298</u>	<u>\$ 30,575,037</u>	<u>\$ 27,345,451</u>
\$ (12,953,120)	\$ (10,995,837)	\$ (10,298,420)	\$ (11,442,226)	\$ (8,215,429)	\$ (6,884,177)
269,133	1,721,109	2,296,673	1,750,824	1,875,301	1,623,810
<u>\$ (12,683,987)</u>	<u>\$ (9,274,728)</u>	<u>\$ (8,001,747)</u>	<u>\$ (9,691,402)</u>	<u>\$ (6,340,128)</u>	<u>\$ (5,260,367)</u>

CITY OF STEUBENVILLE, OHIO

CHANGES IN NET POSITION
LAST TEN YEARS (CONTINUED)
(ACCRUAL BASIS OF ACCOUNTING)

	<u>2019</u>	<u>2018</u>	<u>2017</u>	<u>2016</u>
General revenues and other changes in net position:				
Governmental activities:				
Taxes:				
Property taxes levied for:				
General purposes	\$ 1,028,752	\$ 1,051,004	\$ 1,058,482	\$ 1,042,099
Debt service	211,227	219,833	218,955	216,903
Municipal income taxes levied for:				
General purposes	9,651,374	9,725,996	9,094,023	8,789,657
Street improvement	718,918	732,424	748,367	702,410
Equipment improvement	286,201	292,992	310,558	288,117
Recreation	95,401	97,664	103,519	96,039
Other taxes:				
Hotel occupancy taxes	371,837	320,332	289,645	220,403
Grants and entitlements				
not restricted to specific programs	881,609	818,371	832,759	863,425
Investment earnings	152,474	33,086	2,497	5,477
Other	565,305	381,974	340,367	126,718
Transfers	-	-	(5,670)	56,742
Total governmental activities	<u>13,963,098</u>	<u>13,673,676</u>	<u>12,993,502</u>	<u>12,407,990</u>
Business-type activities:				
Investment earnings	104,559	-	-	-
Royalties	227,032	482,128	-	-
Other	184,587	82,870	78,921	12,827
Oil & gas lease revenue	-	-	-	-
Special item	-	-	-	-
Transfers	-	-	5,670	(56,742)
Total business-type activities	<u>516,178</u>	<u>564,998</u>	<u>84,591</u>	<u>(43,915)</u>
Total primary government	<u>\$ 14,479,276</u>	<u>\$ 14,238,674</u>	<u>\$ 13,078,093</u>	<u>\$ 12,364,075</u>
Change in net position:				
Governmental activities	\$ 8,910,611	\$ (1,972,436)	\$ 1,160,652	\$ (1,489,677)
Business-type activities	2,681,049	148,173	578,612	1,422,163
Total primary government	<u>\$ 11,591,660</u>	<u>\$ (1,824,263)</u>	<u>\$ 1,739,264</u>	<u>\$ (67,514)</u>

Source: City financial records

	<u>2015</u>	<u>2014</u>	<u>2013</u>	<u>2012</u>	<u>2011</u>	<u>2010</u>
\$	951,459	\$ 940,815	\$ 916,282	\$ 999,622	\$ 1,111,461	\$ 986,308
	204,206	203,185	198,808	185,150	229,331	211,596
	8,622,606	8,376,021	8,822,516	8,379,389	7,866,863	7,389,061
	703,363	703,978	758,523	741,205	646,294	679,734
	290,881	294,506	319,027	308,845	305,337	293,627
	96,960	98,169	106,342	102,949	101,779	97,875
	319,548	396,254	307,047	292,107	220,348	181,220
	852,143	907,314	1,169,401	1,192,720	2,056,140	2,353,784
	1,892	1,972	3,357	3,383	9,160	40,629
	239,673	386,495	222,471	123,955	214,161	184,657
	179,503	90,785	-	(8,998)	-	(6,238)
	<u>12,462,234</u>	<u>12,399,494</u>	<u>12,823,774</u>	<u>12,320,327</u>	<u>12,760,874</u>	<u>12,412,253</u>
	-	-	-	-	-	195
	-	-	-	-	-	-
	302,495	149,043	105,187	53,038	10,895	36,422
	-	-	-	597,256	-	-
	-	3,040,000	1,575,899	-	-	-
	(179,503)	(90,785)	-	8,998	-	6,238
	<u>122,992</u>	<u>3,098,258</u>	<u>1,681,086</u>	<u>659,292</u>	<u>10,895</u>	<u>42,855</u>
\$	<u>12,585,226</u>	<u>15,497,752</u>	<u>14,504,860</u>	<u>12,979,619</u>	<u>12,771,769</u>	<u>12,455,108</u>
\$	(490,886)	\$ 1,403,657	\$ 2,525,354	\$ 878,101	\$ 4,545,445	\$ 5,528,076
	392,125	4,819,367	3,977,759	2,410,116	1,886,196	1,666,665
\$	<u>(98,761)</u>	<u>6,223,024</u>	<u>6,503,113</u>	<u>3,288,217</u>	<u>6,431,641</u>	<u>7,194,741</u>

CITY OF STEUBENVILLE, OHIO

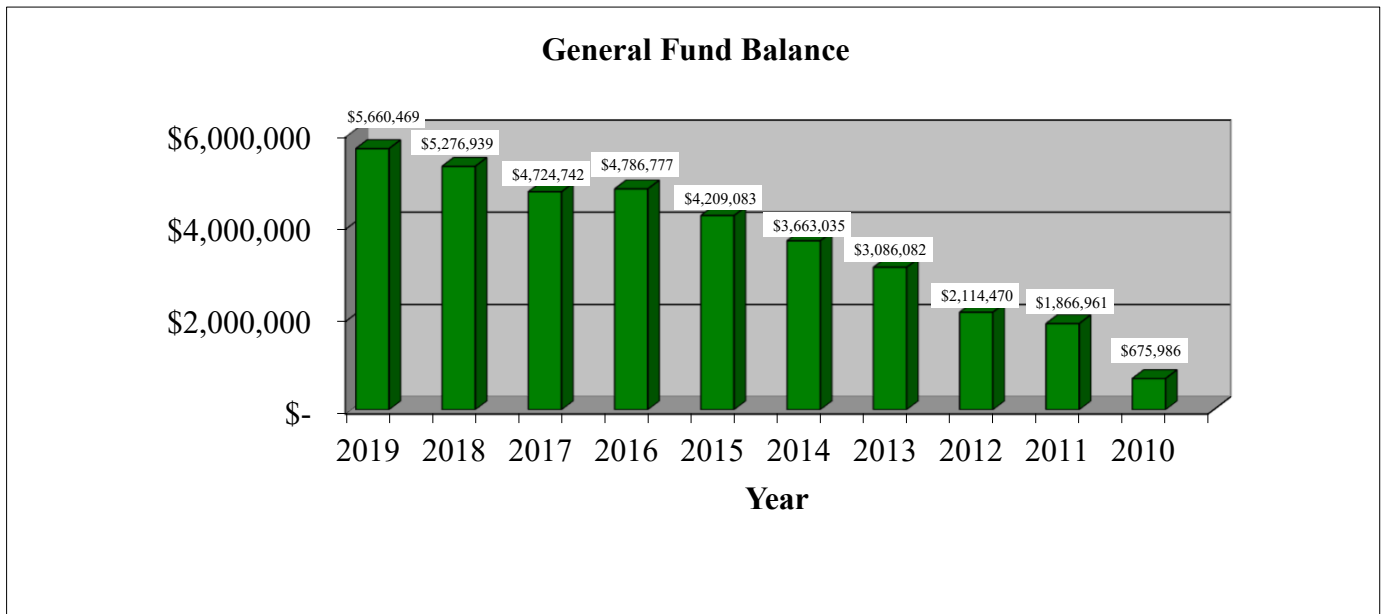
FUND BALANCES, GOVERNMENTAL FUNDS
LAST TEN YEARS
(MODIFIED ACCRUAL BASIS OF ACCOUNTING)

	<u>2019</u>	<u>2018</u>	<u>2017</u>	<u>2016</u>	<u>2015</u>	<u>2014</u>
General fund:						
Nonspendable	\$ 330,342	\$ 356,140	\$ 339,279	\$ 335,584	\$ 243,792	\$ 245,030
Assigned	481,619	710,404	707,091	1,538,914	1,716,997	1,520,850
Unassigned	4,848,508	4,210,395	3,678,372	2,912,279	2,248,294	1,897,155
Reserved	-	-	-	-	-	-
Unreserved (deficit)	-	-	-	-	-	-
Total general fund	<u>\$ 5,660,469</u>	<u>\$ 5,276,939</u>	<u>\$ 4,724,742</u>	<u>\$ 4,786,777</u>	<u>\$ 4,209,083</u>	<u>\$ 3,663,035</u>
All other governmental funds:						
Nonspendable	\$ 101,839	\$ 117,940	\$ 41,250	\$ 367,154	\$ 191,255	\$ 53,783
Restricted	2,096,455	2,046,170	2,296,470	1,890,930	2,376,814	2,751,828
Committed	2,749,619	3,022,844	2,511,961	3,082,600	3,366,095	2,970,141
Unassigned (deficit)	-	-	-	-	-	-
Reserved	-	-	-	-	-	-
Unreserved (deficit), reported in:						
Special revenue funds	-	-	-	-	-	-
Capital projects funds	-	-	-	-	-	-
Debt service fund	-	-	-	-	-	-
Total all other governmental funds	<u>\$ 4,947,913</u>	<u>\$ 5,186,954</u>	<u>\$ 4,849,681</u>	<u>\$ 5,340,684</u>	<u>\$ 5,934,164</u>	<u>\$ 5,775,752</u>

Source: City financial records

Note: The City implemented GASB Statement No. 54 in 2011 which changed the fund balance classifications in governmental funds.

Note: 2018 amounts have been restated to reflect the implementation of GASB Statement No. 84 in 2019.



<u>2013</u>	<u>2012</u>	<u>2011</u>	<u>2010</u>
\$ 233,270	\$ 297,807	\$ 341,304	\$ -
1,770,542	1,816,663	1,059,384	-
1,082,270	-	466,273	-
-	-	-	361,587
-	-	-	314,399
<u>\$ 3,086,082</u>	<u>\$ 2,114,470</u>	<u>\$ 1,866,961</u>	<u>\$ 675,986</u>
\$ 43,230	\$ 473,326	\$ 131,273	\$ -
1,527,646	1,268,961	1,172,425	-
1,316,247	2,395,604	2,440,719	-
(160,843)	-	(668,428)	-
-	-	-	312,317
-	-	-	1,994,119
-	-	-	288,314
-	-	-	64,342
<u>\$ 2,726,280</u>	<u>\$ 4,137,891</u>	<u>\$ 3,075,989</u>	<u>\$ 2,659,092</u>

CITY OF STEUBENVILLE, OHIO

CHANGES IN FUND BALANCES, GOVERNMENTAL FUNDS
LAST TEN YEARS
(MODIFIED ACCRUAL BASIS OF ACCOUNTING)

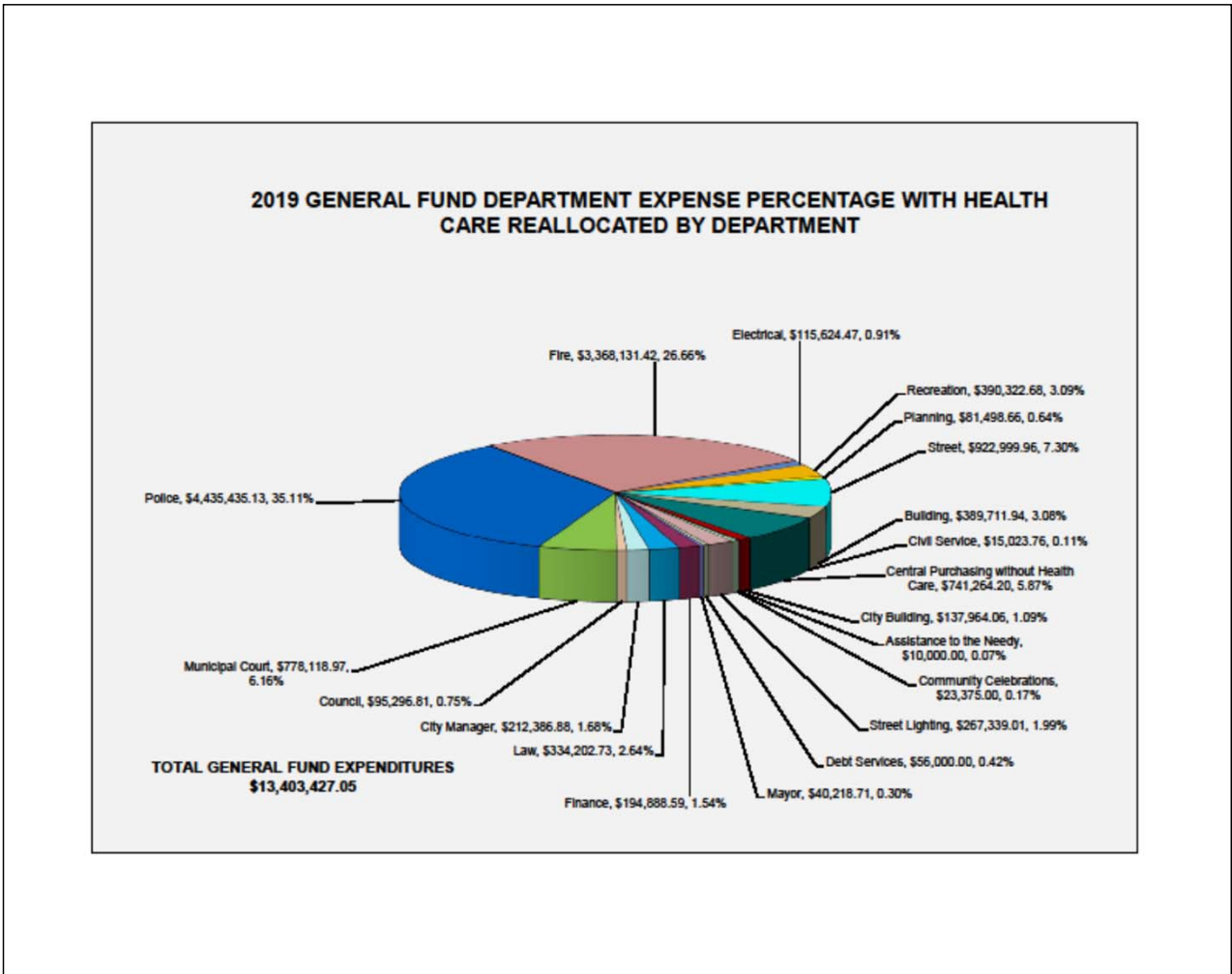
	<u>2019</u>	<u>2018</u>	<u>2017</u>	<u>2016</u>
Revenues				
Taxes	\$ 12,503,229	\$ 12,570,704	\$ 11,525,402	\$ 11,508,036
Charges for services	31,824	33,728	32,085	32,814
Licenses and permits	968,871	730,160	798,655	982,626
Fines and forfeitures	412,149	394,113	641,032	366,973
Intergovernmental	5,050,637	3,103,568	4,361,087	3,701,004
Special assessments	23,518	47,405	105,552	78,628
Investment income	155,161	33,096	2,509	6,533
Rental income	77,838	96,489	108,869	103,446
Contributions and donations	6,555	11,504	6,770	12,937
Other	562,648	380,978	345,091	114,013
Total revenues	<u>19,792,430</u>	<u>17,401,745</u>	<u>17,927,052</u>	<u>16,907,010</u>
Expenditures				
Current:				
General government	3,585,501	3,219,109	3,437,774	2,992,451
Security of persons and property	8,333,023	8,030,538	7,581,009	7,335,812
Public health and welfare	86,721	132,582	274,567	550,708
Transportation	2,041,775	1,829,303	1,617,066	1,585,546
Community environment	459,492	560,099	386,281	1,010,255
Leisure time activity	505,325	428,411	413,411	380,286
Capital outlay	4,163,749	1,865,510	4,291,608	2,583,637
Debt service:				
Principal retirement	160,081	159,509	131,737	224,249
Interest and fiscal charges	243,169	249,131	281,698	261,552
Bond issuance cost	-	-	-	-
Payment of accreted interest on CABs	74,080	70,258	65,739	-
Total expenditures	<u>19,652,916</u>	<u>16,544,450</u>	<u>18,480,890</u>	<u>16,924,496</u>
Excess of revenues over (under) expenditures	<u>139,514</u>	<u>857,295</u>	<u>(553,838)</u>	<u>(17,486)</u>
Other financing sources (uses)				
Bonds issued	-	-	-	-
Premium on bonds	-	-	-	-
Capital lease transaction	-	-	-	-
Sale of capital assets	4,975	-	800	1,700
Transfers in	-	-	-	11,000
Transfers (out)	-	-	-	(11,000)
Total other financing sources (uses)	<u>4,975</u>	<u>-</u>	<u>800</u>	<u>1,700</u>
Net change in fund balances	<u>\$ 144,489</u>	<u>\$ 857,295</u>	<u>\$ (553,038)</u>	<u>\$ (15,786)</u>
Capital expenditures	3,767,916	1,724,350	5,130,917	2,136,330
Debt service as a percentage of noncapital expenditures.	3.00%	3.23%	3.59%	3.29%

Source: City financial records

2015	2014	2013	2012	2011	2010
\$ 11,675,407	\$ 11,129,961	\$ 10,941,486	\$ 10,656,734	\$ 10,145,540	\$ 10,022,014
46,755	52,638	58,640	80,558	80,638	93,014
926,413	893,575	1,003,244	853,116	707,714	746,178
329,193	382,097	434,304	371,436	334,151	328,654
3,596,867	5,482,153	4,708,251	5,282,808	13,908,820	9,041,850
168,227	96,479	31,943	4,961	11,071	37,481
1,902	1,982	3,357	3,398	9,206	41,021
108,544	129,643	138,587	115,103	121,706	106,107
7,073	11,390	52,925	11,852	26,377	87,358
241,388	375,019	209,726	113,613	162,443	220,932
<u>17,101,769</u>	<u>18,554,937</u>	<u>17,582,463</u>	<u>17,493,579</u>	<u>25,507,666</u>	<u>20,724,609</u>
3,151,213	2,696,811	2,587,744	2,617,083	2,754,883	2,802,787
7,452,012	7,005,187	6,885,508	7,092,438	7,408,184	6,901,448
593,208	639,995	635,243	655,812	649,477	668,145
1,779,687	1,518,671	1,594,075	1,455,190	5,129,288	4,216,869
650,823	500,175	1,268,090	942,727	1,137,272	1,631,489
459,277	490,645	367,899	652,209	685,042	666,609
1,786,730	2,600,886	4,170,686	2,295,269	5,678,947	4,871,515
268,573	243,199	265,135	242,655	231,646	3,706,834
269,650	239,611	251,182	257,143	267,063	303,767
-	25,712	-	-	-	125,262
-	-	-	-	-	-
<u>16,411,173</u>	<u>15,960,892</u>	<u>18,025,562</u>	<u>16,210,526</u>	<u>23,941,802</u>	<u>25,894,725</u>
<u>690,596</u>	<u>2,594,045</u>	<u>(443,099)</u>	<u>1,283,053</u>	<u>1,565,864</u>	<u>(5,170,116)</u>
-	1,000,000	-	-	-	3,497,612
-	31,224	-	-	-	131,071
-	-	-	24,995	-	-
13,864	1,156	3,100	1,363	42,008	1,087
18,500	52,993	27,956	28,952	-	344,482
(18,500)	(52,993)	(27,956)	(28,952)	-	(344,482)
<u>13,864</u>	<u>1,032,380</u>	<u>3,100</u>	<u>26,358</u>	<u>42,008</u>	<u>3,629,770</u>
<u>\$ 704,460</u>	<u>\$ 3,626,425</u>	<u>\$ (439,999)</u>	<u>\$ 1,309,411</u>	<u>\$ 1,607,872</u>	<u>\$ (1,540,346)</u>
1,578,054	2,340,972	3,557,473	2,206,032	5,645,566	7,497,907
3.63%	3.54%	3.57%	3.57%	2.73%	21.80%

CITY OF STEUBENVILLE, OHIO

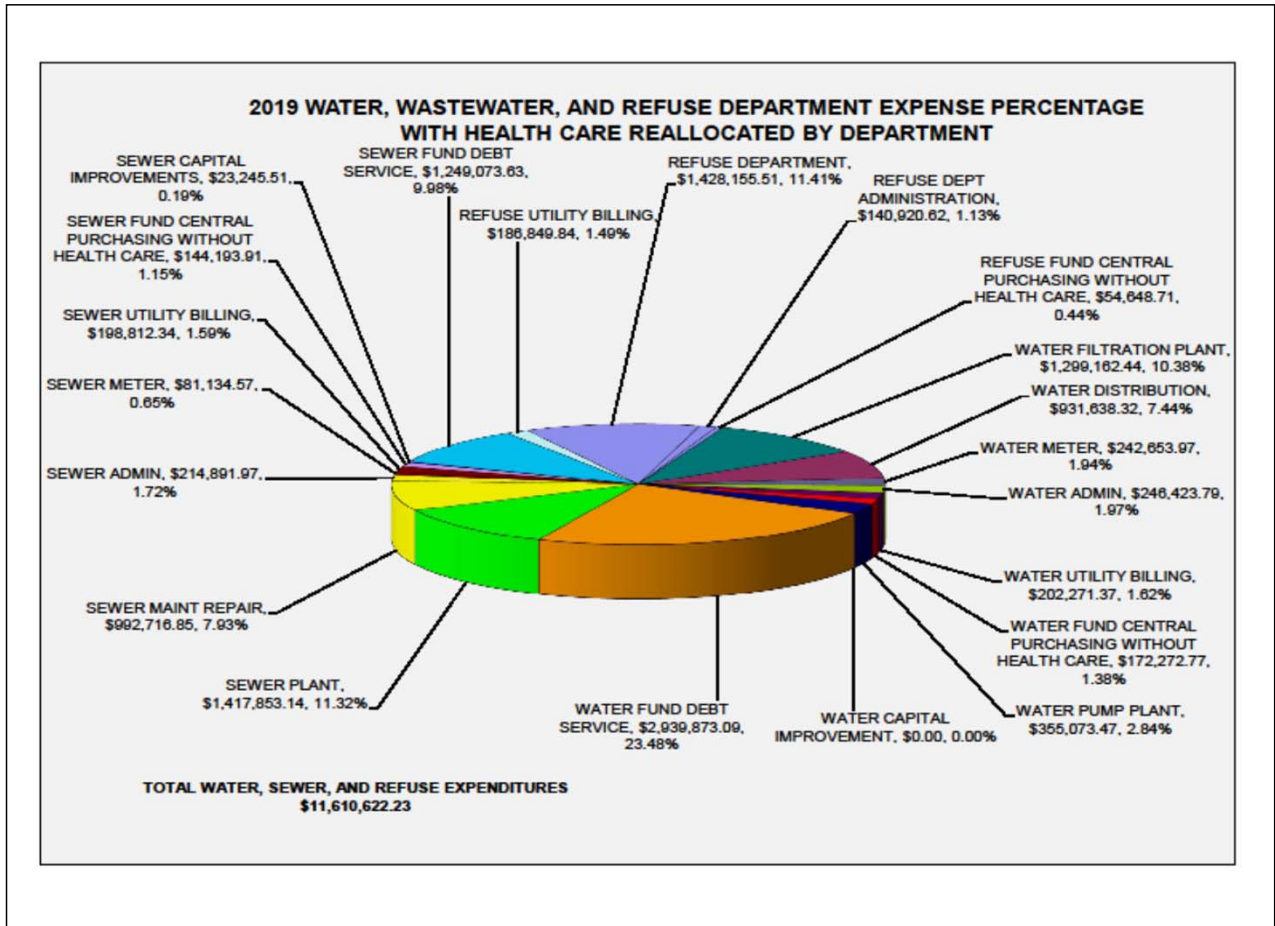
GENERAL FUND EXPENDITURES CHART BY DEPARTMENT
CURRENT YEAR
(CASH BASIS)



Source: City financial records.

CITY OF STEUBENVILLE, OHIO

ENTERPRISE FUNDS EXPENSES BY DEPARTMENT
CURRENT YEAR
(CASH BASIS)



Source: City financial records.

CITY OF STEUBENVILLE, OHIO

ASSESSED VALUATION AND ESTIMATED ACTUAL VALUE OF TAXABLE PROPERTY
LAST TEN YEARS

Collection Year	Real Property		Public Utility Property		Tangible Personal Property	
	Assessed Value	Estimated Actual Value (a)	Assessed Value	Estimated Actual Value (b)	Assessed Value	Estimated Actual Value (c)
2019	\$ 225,502,640	\$ 644,293,257	\$ 22,653,730	\$ 25,742,875	\$ -	\$ -
2018	226,548,120	647,280,343	21,311,030	24,217,080	-	-
2017	226,602,510	647,435,743	19,742,340	22,434,477	-	-
2016	226,442,830	646,979,514	19,141,360	21,751,545	-	-
2015	226,820,990	648,059,971	15,812,610	17,968,875	-	-
2014	224,014,650	640,041,857	14,191,520	16,126,727	-	-
2013	224,091,290	640,260,829	13,453,550	15,288,125	-	-
2012	231,075,880	660,216,800	12,429,730	14,124,693	-	-
2011	230,747,900	659,279,714	11,691,860	13,286,205	-	-
2010	232,243,400	663,552,571	11,301,060	12,842,114	553,008	8,848,128

Source: Jefferson County, Ohio; Auditor's Office

(a) Real property is assessed at 35% of actual value. Real property taxes collected in a calendar year are levied as of January 1 of that year based on assessed values as of January 1 of the preceding year.

(b) Public utility is assessed at 88% of actual value. Public utility real and tangible property taxes collected in a calendar year are levied in the preceding calendar year based on assessed values determined as of December 31 of the second preceding year.

(c) For 2006, tangible personal personal property tax is assessed at 18.75% of property value, including inventory.
 For 2007, tangible personal personal property tax is assessed at 12.50% of property value, including inventory.
 For 2008, tangible personal personal property tax is assessed at 6.25% of property value, including inventory.
 For 2009 and 2010, tangible personal personal property tax is assessed at 0.00% of property value, including inventory, except for telephone tangible personal property which is assessed at 10% of property value, including inventory. In 2009 and 2010, telephone tangible is the only taxable tangible personal property.
 The tangible personal property tax was phased out in 2011.

Total			
Assessed Value	Estimated Actual Value	Ratio	Total Direct Tax Rate
\$ 248,156,370	\$ 670,036,132	37.04%	\$ 8.20
247,859,150	671,497,422	36.91%	8.20
246,344,850	669,870,220	36.78%	8.20
245,584,190	668,731,060	36.72%	8.20
242,633,600	666,028,846	36.43%	8.20
238,206,170	656,168,584	36.30%	8.20
237,544,840	655,548,954	36.24%	8.20
243,505,610	674,341,493	36.11%	8.20
242,439,760	672,565,919	36.05%	8.20
244,097,468	685,242,813	35.62%	8.20

CITY OF STEUBENVILLE, OHIO

DIRECT AND OVERLAPPING PROPERTY TAX RATES
(RATE PER \$1,000 OF ASSESSED VALUE)
LAST TEN YEARS

Collection Year	City Direct Rates				Overlapping Rates				
	Operating	Debt Service	Police and Fire Pension	Total Direct Rate	Jefferson County	Steubenville City School District	Jefferson County Joint Vocational School	Steel Valley Regional Transit Authority	
2019	\$ 6.60	\$ 1.00	\$ 0.60	\$ 8.20	\$ 11.05	\$ 33.95	\$ 2.50	\$ 1.50	
2018	6.60	1.00	0.60	8.20	11.05	33.95	2.50	1.50	
2017	6.60	1.00	0.60	8.20	12.15	35.35	2.50	1.50	
2016	6.60	1.00	0.60	8.20	12.15	35.35	2.50	1.50	
2015	6.60	1.00	0.60	8.20	12.15	35.35	2.50	1.50	
2014	6.60	1.00	0.60	8.20	11.95	35.35	2.50	1.50	
2013	6.60	1.00	0.60	8.20	11.95	35.35	1.50	1.50	
2012	6.60	1.00	0.60	8.20	11.95	35.35	1.50	1.50	
2011	6.60	1.00	0.60	8.20	11.95	35.35	1.50	1.50	
2010	6.60	1.00	0.60	8.20	11.95	35.35	1.50	1.50	

Source: Jefferson County, Ohio; Auditor's Office

Note: Prior to 2010, Eastern Gateway Community College was known as Jefferson County Community College.

Overlapping Rates (continued)

Eastern Gateway Community College	Indian Creek Local School District	Public Library of Steubenville and Jefferson County	Total Overlapping Rates	Total Direct and Overlapping Rates
\$ 1.00	\$ 49.15	\$ 1.00	\$ 100.15	\$ 108.35
1.00	42.65	1.00	93.65	101.85
1.00	42.65	1.00	96.15	104.35
1.00	42.65	1.00	96.15	104.35
1.00	42.65	1.00	96.15	104.35
1.00	42.65	1.00	95.95	104.15
1.00	42.65	1.00	94.95	103.15
1.00	42.65	1.00	94.95	103.15
1.00	42.65	1.00	94.95	103.15
1.00	42.65	1.00	94.95	103.15

CITY OF STEUBENVILLE, OHIO

PRINCIPAL PROPERTY TAXPAYERS
CURRENT YEAR AND NINE YEARS AGO

December 31, 2019			
Taxpayer	Taxable Assessed Value	Rank	Percentage of Assessed Value
Ohio Power Company	\$ 15,012,750	1	6.05%
Columbia Gas of Ohio, Inc.	8,088,970	2	3.26%
Fort Steuben Mall Realty Holding LLC	7,036,780	3	2.84%
Hollywood Center, Inc.	3,291,070	4	1.33%
Laurels of Steubenville LLC	2,139,930	5	0.86%
Carriage Inn of Steubenville, Inc.	2,133,000	6	0.86%
Cal-Steuben Limited Partnership	1,935,200	7	0.78%
Lowe's Home Centers, Inc.	1,785,970	8	0.72%
Tidewater River Rail	1,460,320	9	0.59%
CVS Pharmacy	1,376,490	10	0.55%
Total, top ten principal property taxpayers	<u>\$ 44,260,480</u>		<u>17.84%</u>
Total City property tax assessed valuation	<u>\$ 248,156,370</u>		

December 31, 2010			
Taxpayer	Taxable Assessed Value	Rank	Percentage of Assessed Value
Fort Steuben Improvements	\$ 12,747,470	1	5.22%
Ohio Power Company	10,284,800	2	4.21%
Hollywood Center, Inc.	3,847,730	3	1.58%
Cal-Steuben Limited	2,325,930	4	0.95%
Carriage Inn of Steubenville, Inc.	1,952,630	5	0.80%
Laurels of Jefferson LLC	1,902,180	6	0.78%
L Steubenville LLC	1,589,810	7	0.65%
Wheeling Pittsburgh Steel	1,529,710	8	0.63%
Columbia Gas of Ohio, Inc.	1,308,580	9	0.54%
Crown Hotels, Inc.	1,236,970	10	0.51%
Total, top ten principal property taxpayers	<u>\$ 38,725,810</u>		<u>15.87%</u>
Total City property tax assessed valuation	<u>\$ 244,097,468</u>		

Source: Jefferson County, Ohio; Auditor's Office

CITY OF STEUBENVILLE, OHIO

PROPERTY TAX LEVIES AND COLLECTIONS
LAST TEN YEARS

<u>Year</u>	<u>Total Levy</u>	<u>Current Collection</u>	<u>Percent of Current Collections to Tax Levy</u>	<u>Delinquent Collections</u>	<u>Total Collections</u>	<u>Percent of Total Collections to Tax Levy</u>	<u>Outstanding Delinquent Taxes</u>	<u>Percentage of Delinquent Taxes to Tax Levy</u>
2019	\$ 1,427,004	\$ 1,316,253	92.24%	\$ 33,066	\$ 1,349,319	94.56%	\$ 362,437	25.40%
2018	1,409,763	1,379,908	97.88%	73,697	1,453,605	103.11%	337,906	23.97%
2017	1,395,083	1,347,155	96.56%	52,337	1,399,492	100.32%	356,105	25.53%
2016	1,390,968	1,349,396	97.01%	57,225	1,406,621	101.13%	326,390	23.46%
2015	1,366,365	1,321,710	96.73%	73,191	1,394,901	102.09%	360,990	26.42%
2014	1,339,769	1,288,885	96.20%	88,834	1,377,719	102.83%	347,572	25.94%
2013	1,328,278	1,273,602	95.88%	81,587	1,355,189	102.03%	483,185	36.38%
2012	1,347,254	1,291,062	95.83%	74,526	1,365,588	101.36%	488,814	36.28%
2011	1,379,576	1,144,649	82.97%	77,282	1,221,931	88.57%	617,236	44.74%
2010	1,314,478	1,119,407	85.16%	58,587	1,177,994	89.62%	512,001	38.95%

Source: Jefferson County, Ohio; Auditor's Office

Note: Delinquent tax collections are available only by collection year rather than the year in which they were levied; therefore, the percentage of total collections to tax levy exceeds 100 percent in some years. The City will continue to work with the County Auditor to retrieve this information in the future.

CITY OF STEUBENVILLE, OHIO

**INCOME TAX RATE AND COLLECTIONS
LAST TEN YEARS
(CASH BASIS)**

Year	Tax Rate	Total Tax Collected
2019	2.00%	\$ 11,150,593
2018	2.00%	10,911,430
2017	2.00%	9,897,503
2016	2.00%	10,070,035
2015	2.00%	9,942,058
2014	2.00%	9,551,821
2013	2.00%	9,423,734
2012	2.00%	9,256,607
2011	1.925% (a)	8,560,807
2010	2.00%	8,641,927

Source: Regional Income Tax Agency (RITA)

(a) The income tax rate was reduced from 2% to 1.7% for the period of May 4, 2011 through August 2, 2011. The increase from 1.7% to 2% was approved by voters August 2, 2011. The City allowed for the use of a blended rate of 1.925% for tax year 2011.

THIS PAGE IS INTENTIONALLY LEFT BLANK

CITY OF STEUBENVILLE, OHIO

RATIOS OF OUTSTANDING DEBT BY TYPE
LAST TEN YEARS

Year	Governmental Activities			Business-type Activities		
	General Obligation Bonds	Loans	Capital Leases	General Obligation Bonds	Revenue Bonds	Loans
2019	\$ 3,977,647	\$ 363,510	\$ -	\$ 6,847,944	\$ 388,000	\$ 30,568,750
2018	4,070,979	417,548	-	7,232,447	462,000	31,283,269
2017	4,153,821	469,873	-	7,611,952	631,174	33,710,294
2016	4,227,794	491,019	1,460	7,981,456	797,220	36,055,373
2015	4,308,938	537,294	7,030	8,340,960	1,038,570	38,276,152
2014	4,391,146	635,663	12,193	8,700,462	1,255,814	40,482,981
2013	3,426,304	731,303	16,978	1,705,000	740,137	42,104,837
2012	3,491,935	856,403	21,413	1,825,000	401,044	40,769,527
2011	3,561,232	960,164	1,794	1,945,000	495,000	42,138,146
2010	3,628,629	1,059,760	7,326	4,559,776	-	43,466,803

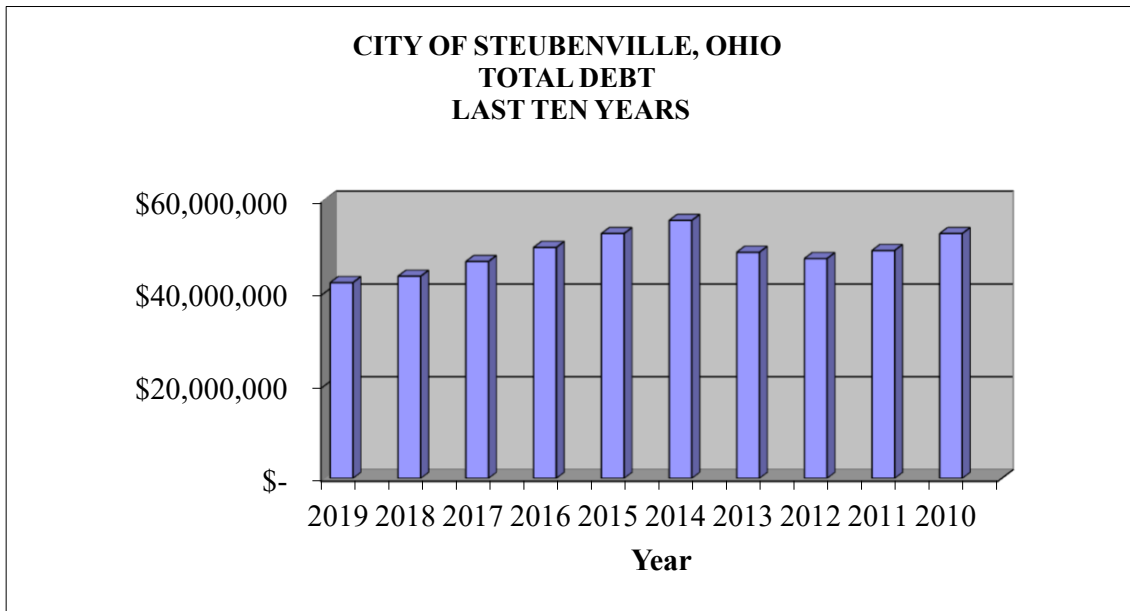
Sources:

(a) See notes to the financial statements regarding the City's outstanding debt information.

(b) See Schedule " Demographic and Economic Statistics - Last Ten Years" for personal income and population.

Business-type Activities (Continued)

Notes	Capital Leases	(a) Total Primary Government	(b) Total Personal Income	Percentage of Personal Income	(b) Population	Per Capita
\$ -	\$ 30,397	\$ 42,176,248	\$ 718,499,416	5.87%	17,753	\$ 2,376
-	88,098	43,554,341	680,904,224	6.40%	17,864	2,438
-	144,279	46,721,393	657,206,352	7.11%	18,072	2,585
-	198,981	49,753,303	660,152,088	7.54%	18,072	2,753
-	239,074	52,748,018	645,178,250	8.18%	18,355	2,874
-	96,405	55,574,664	624,749,135	8.90%	18,355	3,028
-	-	48,724,559	609,478,880	7.99%	18,440	2,642
-	-	47,365,322	577,891,160	8.20%	18,440	2,569
-	-	49,101,336	561,244,061	8.75%	18,659	2,632
26,304	-	52,748,598	590,762,599	8.93%	18,659	2,827



CITY OF STEUBENVILLE, OHIO

RATIO OF GENERAL BONDED DEBT TO ASSESSED
VALUE AND BONDED DEBT PER CAPITA
LAST TEN YEARS

<u>Year</u>	<u>Population (1)</u>	<u>Estimated Actual Value of Taxable Property</u>	<u>Bonded Debt</u>	<u>Ratio of Bonded Debt to Estimated Actual Value of Property</u>	<u>Bonded Debt Per Capita</u>
2019	17,753	\$ 670,036,132	\$ 10,825,591	1.62%	\$ 610
2018	17,864	671,497,422	11,303,426	1.68%	633
2017	18,072	669,870,220	11,765,773	1.76%	651
2016	18,072	668,731,060	12,209,250	1.83%	676
2015	18,355	666,028,846	12,649,898	1.90%	689
2014	18,355	656,168,584	13,091,608	2.00%	713
2013	18,440	655,548,954	5,131,304	0.78%	278
2012	18,440	674,341,493	5,316,935	0.79%	288
2011	18,659	672,565,919	5,506,232	0.82%	295
2010	18,659	685,242,813	8,188,405	1.19%	439

Source: (1) U.S Census Bureau

CITY OF STEUBENVILLE, OHIO

DIRECT AND OVERLAPPING GOVERNMENTAL ACTIVITIES DEBT
AS OF DECEMBER 31, 2019

<u>Governmental Unit</u>	<u>Debt Outstanding</u>	<u>Estimated Percentage Applicable</u>	<u>Estimated Share of Overlapping Debt</u>
Direct:			
City of Steubenville	\$ 4,341,157	100.00%	\$ 4,341,157
Total of direct debt	<u>4,341,157</u>		<u>4,341,157</u>
Overlapping debt:			
Steubenville City School District	660,000	96.18%	634,788
Jefferson County	10,904,999	15.71%	1,713,175
Jefferson County Joint Vocational School	468,435	15.32%	71,764
Indian Creek Local School District	53,515,000	20.97%	11,222,096
Total of overlapping debt	<u>65,548,434</u>		<u>13,641,823</u>
Total direct and overlapping debt	<u>\$ 69,889,591</u>		<u>\$ 17,982,980</u>

Source: Ohio Municipal Advisory Council

Note: The percentage of overlapping debt applicable is estimated using taxable assessed property values. Applicable percentages were estimated by determining the portion of the City's taxable assessed value that is within the subdivision's boundaries and dividing it by the City's total taxable assessed value.

CITY OF STEUBENVILLE, OHIO

**WATER OWDA LOAN PLEDGED REVENUE COVERAGE
LAST TEN YEARS**

<u>Year</u>	<u>Operating Revenues</u>	<u>Direct Operating Expenses (1)</u>	<u>Net Available Revenues</u>	<u>Debt Service</u>		<u>Coverage</u>
				<u>Principal</u>	<u>Interest</u>	
2019	\$ 7,502,009	\$ 5,739,828	\$ 1,762,181	\$ 2,059,873	\$ 582,505	0.67
2018	6,346,941	3,522,407	2,824,534	1,988,298	643,655	1.07
2017	6,328,799	3,104,607	3,224,192	1,919,246	702,668	1.23
2016	6,309,880	2,918,220	3,391,660	1,852,626	695,021	1.33
2015	5,992,250	4,561,397	1,430,853	1,788,352	881,468	0.54
2014	5,980,304	2,513,960	3,466,344	1,726,339	1,008,080	1.27
2013	5,283,449	2,449,493	2,833,956	1,629,500	1,067,913	1.05
2012	5,448,141	3,015,713	2,432,428	1,607,604	1,022,437	0.92
2011	4,678,829	2,833,944	1,844,885	1,621,849	1,175,766	0.66
2010	4,824,259	2,985,940	1,838,319	1,564,824	1,232,791	0.66

(1) Operating expenses do not include depreciation.

Source: City financial records

CITY OF STEUBENVILLE, OHIO

**SEWER OWDA LOAN PLEDGED REVENUE COVERAGE
LAST TEN YEARS**

<u>Year</u>	<u>Operating Revenues</u>	<u>Direct Operating Expenses (1)</u>	<u>Net Available Revenues</u>	<u>Debt Service</u>		<u>Coverage</u>
				<u>Principal</u>	<u>Interest</u>	
2019	\$ 5,404,645	\$ 3,296,799	\$ 2,107,846	\$ 438,199	\$ 471,759	2.32
2018	3,946,174	2,914,920	1,031,254	421,647	487,911	1.13
2017	3,698,454	2,533,457	1,164,997	405,721	503,452	1.28
2016	3,814,904	2,650,885	1,164,019	389,931	512,702	1.29
2015	3,838,467	2,672,987	1,165,480	375,859	538,801	1.27
2014	3,843,695	2,992,434	851,261	351,271	561,733	0.93
2013	4,252,505	2,658,274	1,594,231	184,368	492,207	2.36
2012	4,426,856	3,017,842	1,409,014	225,595	444,198	2.10
2011	5,298,290	2,926,266	2,372,024	233,786	462,389	3.41
2010	5,327,028	3,230,109	2,096,919	224,560	471,615	3.01

(1) Operating expenses do not include depreciation.

Source: City financial records

CITY OF STEUBENVILLE, OHIO

SEWER REVENUE BOND PLEDGED REVENUE COVERAGE
LAST SIX YEARS

Year	Operating Revenues	Direct Operating Expenses (1)	Net Available Revenues	Debt Service		Coverage
				Principal	Interest	
2019	\$ 5,404,645	\$ 3,296,799	\$ 2,107,846	\$ 74,000	\$ 13,094	24.20
2018	3,946,174	2,914,920	1,031,254	73,000	15,354	11.67
2017	3,698,454	2,533,457	1,164,997	72,000	17,587	13.00
2016	3,814,904	2,650,885	1,164,019	71,000	19,789	12.82
2015	3,838,467	2,672,987	1,165,480	-	10,441	111.63
2014	3,843,695	2,992,434	851,261	70,000	13,838	10.15

(1) Operating expenses do not include depreciation.

Source: City financial records

Note: The City did not have debt service payments on sewer revenue bonds prior to 2014.

THIS PAGE IS INTENTIONALLY LEFT BLANK

CITY OF STEUBENVILLE, OHIO

**COMPUTATION OF LEGAL DEBT MARGIN
LAST TEN YEARS**

	<u>2019</u>	<u>2018</u>	<u>2017</u>	<u>2016</u>
Assessed value	\$ 248,156,370	\$ 247,859,150	\$ 246,344,850	\$ 245,584,190
Legal debt margin:				
Debt limitation - 10.5% of assessed value	26,056,419	26,025,211	25,866,209	25,786,340
Debt applicable to limitation:				
General obligation bonds	10,432,689	10,843,609	11,253,351	11,657,612
Gross indebtedness (Total voted and unvoted debt)	<u>10,432,689</u>	<u>10,843,609</u>	<u>11,253,351</u>	<u>11,657,612</u>
Less: debt outside limitations				
General obligation bonds	<u>(6,635,000)</u>	<u>(7,005,000)</u>	<u>(7,370,000)</u>	<u>(7,725,000)</u>
Total debt outside limitations	<u>(6,635,000)</u>	<u>(7,005,000)</u>	<u>(7,370,000)</u>	<u>(7,725,000)</u>
Total debt applicable to limitation - Within 10.5% limitations	3,797,689	3,838,609	3,883,351	3,932,612
Less: amount available in debt service fund to pay debt applicable to limitation	<u>(279,648)</u>	<u>(275,776)</u>	<u>(254,735)</u>	<u>(213,123)</u>
Net debt within 10.5% limitation	<u>3,518,041</u>	<u>3,562,833</u>	<u>3,628,616</u>	<u>3,719,489</u>
Overall debt margin within 10.5% limitation	<u>\$ 22,538,378</u>	<u>\$ 22,462,378</u>	<u>\$ 22,237,593</u>	<u>\$ 22,066,851</u>
Unvoted debt limitation - 5.5% of assessed valuation	\$ 13,648,600	\$ 13,632,253	\$ 13,548,967	\$ 13,507,130
Gross indebtedness authorized by council	10,432,689	10,843,609	11,253,351	11,657,612
Less: debt outside limitations: Total debt outside limitations	<u>(10,432,689)</u>	<u>(10,843,609)</u>	<u>(11,253,351)</u>	<u>(11,657,612)</u>
Unvoted debt margin within 5.5% limitation	<u>\$ 13,648,600</u>	<u>\$ 13,632,253</u>	<u>\$ 13,548,967</u>	<u>\$ 13,507,130</u>

Source: City of Steubenville financial records

2015	2014	2013	2012	2011	2010
\$ 242,633,600	\$ 238,206,170	\$ 237,544,840	\$ 243,505,610	\$ 242,439,760	\$ 243,544,460
25,476,528	25,011,648	24,942,208	25,568,089	25,456,175	25,572,168
12,117,612	12,572,612	4,952,612	5,157,612	5,362,612	8,057,388
12,117,612	12,572,612	4,952,612	5,157,612	5,362,612	8,057,388
(8,070,000)	(8,415,000)	(1,705,000)	(1,825,000)	(1,945,000)	(4,559,776)
(8,070,000)	(8,415,000)	(1,705,000)	(1,825,000)	(1,945,000)	(4,559,776)
4,047,612	4,157,612	3,247,612	3,332,612	3,417,612	3,497,612
(168,669)	(126,251)	(112,157)	(98,478)	(81,309)	(64,342)
3,878,943	4,031,361	3,135,455	3,234,134	3,336,303	3,433,270
\$ 21,597,585	\$ 20,980,287	\$ 21,806,753	\$ 22,333,955	\$ 22,119,872	\$ 22,138,898
\$ 13,344,848	\$ 13,101,339	\$ 13,064,966	\$ 13,392,809	\$ 13,334,187	\$ 13,394,945
12,117,612	12,572,612	4,952,612	5,157,612	5,362,612	8,057,388
(12,117,612)	(12,572,612)	(4,952,612)	(5,157,612)	(5,362,612)	(8,057,388)
\$ 13,344,848	\$ 13,101,339	\$ 13,064,966	\$ 13,392,809	\$ 13,334,187	\$ 13,394,945

CITY OF STEUBENVILLE, OHIO

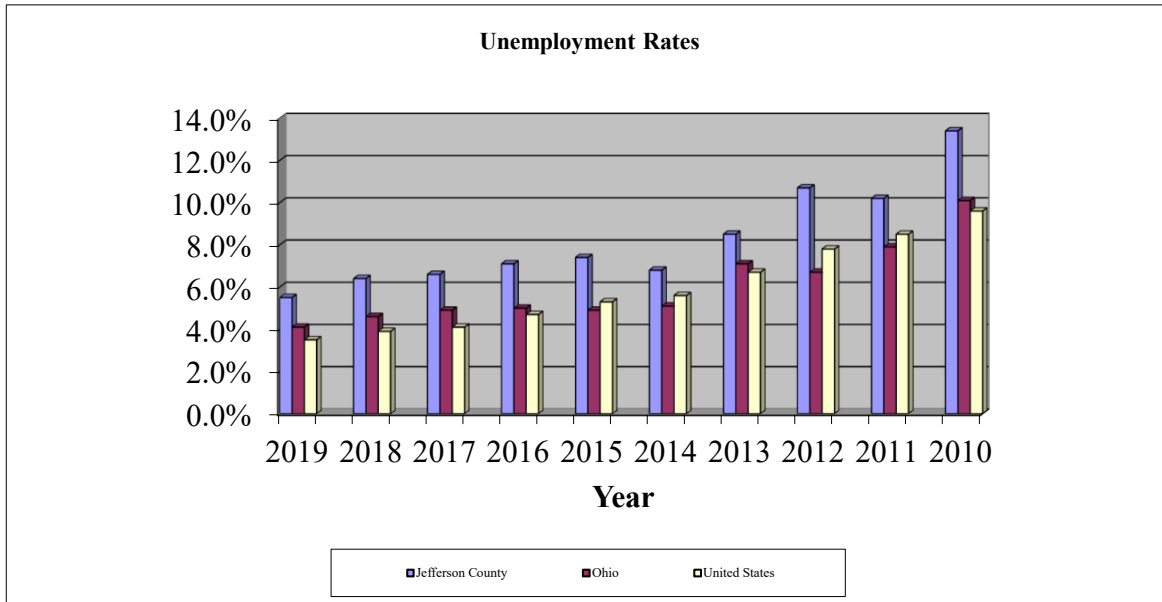
DEMOGRAPHIC AND ECONOMIC STATISTICS
LAST TEN YEARS

Year	Population (1)	Personal Income	Per Capita Personal Income (3)	Annual Average Unemployment Rates (2)		
				Jefferson County	Ohio	United States
2019	17,753	\$ 718,499,416	\$ 40,472	5.5%	4.1%	3.5%
2018	17,864	680,904,224	38,116	6.4%	4.6%	3.9%
2017	18,072	657,206,352	36,366	6.6%	4.9%	4.1%
2016	18,072	660,152,088	36,529	7.1%	5.0%	4.7%
2015	18,355	645,178,250	35,150	7.4%	4.9%	5.3%
2014	18,355	624,749,135	34,037	6.8%	5.1%	5.6%
2013	18,440	609,478,880	33,052	8.5%	7.1%	6.7%
2012	18,440	577,891,160	31,339	10.7%	6.7%	7.8%
2011	18,659	561,244,061	30,079	10.2%	7.9%	8.5%
2010	18,659	590,762,599	31,661	13.4%	10.1%	9.6%

Sources:

- (1) U.S. Census Bureau
- (2) Ohio Department of Job & Family Services, Office of Workforce Development
- (3) U.S. Department of Commerce, Bureau of Economic Analysis

Note: Per capita personal income is presented for the Weirton-Steubenville Metropolitan Statistical Area (MSA).



CITY OF STEUBENVILLE, OHIO

PRINCIPAL EMPLOYERS
CURRENT YEAR AND NINE YEARS AGO

Employer	2019		
	Number of Employees	Rank	Percent of Total Employment
Franciscan University	2,192	1	17.27%
Trinity Medical Center West	1,484	2	11.69%
Jefferson County	656	3	5.17%
Wal-Mart Associates, Inc.	616	4	4.85%
Eastern Gateway Community College	512	5	4.03%
Steubenville City School District	425	6	3.35%
The Kroger Company	302	7	2.38%
Trinity Management Service Organization	281	8	2.21%
Lowe's Home Centers, Inc.	250	9	1.97%
Trinity Medical Center East	231	10	1.82%
Total of top ten	<u>6,949</u>		<u>54.74%</u>
Total City employment	<u>12,691</u>		

Employer	2010		
	Number of Employees	Rank	Percent of Total Employment
Franciscan University	1,973	1	18.48%
Trinity Medical Center West	1,265	2	11.85%
Jefferson County	619	3	5.80%
Wal-Mart Associates, Inc.	558	4	5.23%
Eastern Gateway Community College	482	5	4.51%
Steubenville City School District	339	6	3.17%
Trinity Medical Center East	301	7	2.82%
City of Steubenville	220	8	2.06%
The Laurels of Jefferson LLC	216	9	2.02%
The Kroger Company	188	10	1.76%
Total of top ten	<u>6,161</u>		<u>57.70%</u>
Total City employment	<u>10,679</u>		

Source: Regional Income Tax Agency (RITA)

CITY OF STEUBENVILLE, OHIO

FULL-TIME-EQUIVALENT CITY EMPLOYEES BY FUNCTION/PROGRAM
LAST TEN YEARS

<u>Function/Program</u>	<u>2019</u>	<u>2018</u>	<u>2017</u>	<u>2016</u>	<u>2015</u>
General government:					
Mayor	1.00	1.00	1.00	2.00	2.00
Finance	5.00	5.00	5.00	5.00	5.00
Law director	2.00	2.00	2.00	2.00	2.00
Civil service	1.00	1.00	1.00	1.00	1.00
City manager	3.00	3.00	3.00	2.00	2.00
Engineering	2.00	2.00	2.00	2.00	2.00
City council	8.00	8.00	8.00	8.00	8.00
Municipal court	12.00	12.00	12.00	12.00	9.00
Building	2.00	2.00	2.00	1.00	1.00
Information systems	-	-	-	-	1.00
Security of persons and property:					
Police	45.00	47.00	47.00	45.00	43.00
Fire	34.00	34.00	34.00	37.00	39.00
Electrical	2.00	2.00	1.00	1.00	1.00
Public health and welfare:					
Health services	-	-	-	3.00	3.00
Health clinic	-	-	-	3.00	3.00
Health administration	-	-	-	2.00	3.00
Food	-	-	-	1.00	1.00
Transportation:					
Street	22.00	16.00	16.00	11.00	11.00
Community environment:					
Community development	5.00	5.00	5.00	4.00	4.00
Leisure time activity:					
Parks	4.00	2.00	2.00	2.00	2.00
Indoors	4.00	3.00	3.00	3.00	3.00
Administration	1.00	1.00	1.00	1.00	1.00
Swimming pool	12.00	14.00	15.00	21.00	16.00
Utility services:					
Water	20.00	24.00	23.00	22.00	22.00
Sewer	18.00	15.00	17.00	16.00	18.00
Refuse	13.00	10.00	12.00	12.00	11.00
Total	<u>216.00</u>	<u>209.00</u>	<u>212.00</u>	<u>219.00</u>	<u>214.00</u>

Source: City of Steubenville records

<u>2014</u>	<u>2013</u>	<u>2012</u>	<u>2011</u>	<u>2010</u>
2.00	2.00	2.00	2.00	1.00
5.00	5.00	5.00	5.00	5.00
2.00	2.00	2.00	2.00	1.00
1.00	1.00	1.00	1.00	1.00
2.00	1.00	1.00	1.00	1.00
2.00	2.00	2.00	2.00	1.00
8.00	8.00	8.00	8.00	8.00
9.00	10.00	10.00	10.00	7.00
1.00	1.00	1.00	1.00	1.00
1.00	1.00	1.00	1.00	1.00
45.00	45.00	47.00	47.00	47.00
40.00	36.00	37.00	37.00	38.00
1.00	1.00	2.00	2.00	2.00
3.00	3.00	3.00	3.00	3.00
3.00	3.00	3.00	3.00	3.00
3.00	3.00	3.00	3.00	3.00
1.00	1.00	1.00	1.00	1.00
12.00	12.00	13.00	14.00	18.00
4.00	4.00	4.00	4.00	5.00
2.00	3.00	3.00	3.00	-
2.00	1.00	2.00	2.00	5.00
1.00	-	1.00	1.00	1.00
10.00	-	10.00	10.00	20.00
21.00	23.00	26.00	26.00	26.00
18.00	18.00	19.00	19.00	19.00
12.00	12.00	12.00	12.00	12.00
<u>211.00</u>	<u>198.00</u>	<u>219.00</u>	<u>220.00</u>	<u>230.00</u>

CITY OF STEUBENVILLE, OHIO

OPERATING INDICATORS BY FUNCTION
LAST TEN YEARS

Function	2019	2018	2017	2016	2015	2014
General government:						
Positions filled	217	209	212	219	214	211
Ordinances & resolutions	98	96	110	115	123	149
Security of persons and property:						
Police:						
Physical arrests	1,426	1,510	1,594	1,745	1,870	1,927
Parking violations	954	965	1,264	1,132	918	433
Traffic violations	1,195	1,314	1,495	1,320	998	1,214
Leisure time activity:						
Recreation center attendance	22,580	21,886	12,932	12,544	15,181	8,772
Transportation:						
Tons of salt used	N/A	2,711	3,250	3,607	3,177	N/A
Water:						
New connections	2	2	2	5	4	1
Water main breaks	90	71	69	70	83	108

Source: City of Steubenville Departments.

Note: N/A indicates the information was not available.

2013	2012	2011	2010
198	219	220	220
95	121	112	90
1,924	1,612	1,505	1,510
281	273	427	644
1,572	1,249	936	772
N/A	24,000	24,019	16,245
5,547	3,000	2,400	3,000
3	10	7	7
127	103	69	103

CITY OF STEUBENVILLE, OHIO

CAPITAL ASSETS STATISTICS BY FUNCTION
LAST TEN YEARS

Function	2019	2018	2017	2016	2015	2014
Security of persons and property:						
Police:						
Stations	1.00	1.00	1.00	1.00	1.00	1.00
Fire:						
Stations	3.00	3.00	3.00	3.00	3.00	3.00
Leisure time activities:						
Parks	13.00	13.00	13.00	13.00	13.00	13.00
Park acreage	261.32	261.32	261.32	261.32	261.32	261.32
Fitness center	1.00	1.00	1.00	1.00	1.00	1.00
Swimming pools	1.00	1.00	1.00	1.00	1.00	1.00
Wading pools	1.00	1.00	1.00	1.00	1.00	1.00
Tennis courts	6.00	6.00	6.00	6.00	6.00	6.00
Baseball diamonds	8.00	8.00	8.00	8.00	8.00	8.00
Transportation:						
Streets (paved miles)	120.00	120.00	120.00	120.00	120.00	120.00
Water:						
Water mains (miles)	98.00	104.00	84.00	84.00	84.00	84.00
Sewer:						
Sanitary sewers (miles)	102.27	102.27	81.00	81.00	81.00	81.00
Storm water system (miles)	11.36	11.36	0.00	0.00	0.00	0.00

Source: City of Steubenville Departments.

<u>2013</u>	<u>2012</u>	<u>2011</u>	<u>2010</u>
1.00	1.00	1.00	1.00
2.00	3.00	3.00	3.00
13.00	13.00	13.00	13.00
261.32	261.32	261.32	261.32
1.00	1.00	1.00	1.00
1.00	1.00	1.00	1.00
1.00	1.00	1.00	1.00
6.00	6.00	6.00	6.00
8.00	8.00	8.00	8.00
120.00	120.00	120.00	120.00
84.00	84.00	84.00	84.00
81.00	81.00	81.00	81.00
0.00	0.00	0.00	0.00

This page intentionally left blank.

OHIO AUDITOR OF STATE KEITH FABER



CITY OF STEUBENVILLE

JEFFERSON COUNTY

AUDITOR OF STATE OF OHIO CERTIFICATION

This is a true and correct copy of the report, which is required to be filed pursuant to Section 117.26, Revised Code, and which is filed in the Office of the Ohio Auditor of State in Columbus, Ohio.



Certified for Release 8/6/2020

88 East Broad Street, Columbus, Ohio 43215
Phone: 614-466-4514 or 800-282-0370

This report is a matter of public record and is available online at
www.ohioauditor.gov