

**RIVERSIDE LOCAL
SCHOOL DISTRICT
LOGAN COUNTY, OHIO**

AUDIT REPORT

**FOR THE FISCAL YEAR
ENDED JUNE 30, 2018**

James G. Zupka, CPA, Inc.
Certified Public Accountants

OHIO AUDITOR OF STATE
KEITH FABER

88 East Broad Street
Columbus, Ohio 43215
IPARepoort@ohioauditor.gov
(800) 282-0370

Board of Education
Riverside Local School District
2096 CR 24 S
Degraff, Ohio 43318

We have reviewed the *Independent Auditor's Report* of the Riverside Local School District, Logan County, prepared by James G. Zupka, CPA, Inc., for the audit period July 1, 2017 through June 30, 2018. Based upon this review, we have accepted these reports in lieu of the audit required by Section 117.11, Revised Code. The Auditor of State did not audit the accompanying financial statements and, accordingly, we are unable to express, and do not express an opinion on them.

Our review was made in reference to the applicable sections of legislative criteria, as reflected by the Ohio Constitution, and the Revised Code, policies, procedures and guidelines of the Auditor of State, regulations and grant requirements. The Riverside Local School District is responsible for compliance with these laws and regulations.



Keith Faber
Auditor of State
Columbus, Ohio

December 16, 2019

This page intentionally left blank.

**RIVERSIDE LOCAL SCHOOL DISTRICT
LOGAN COUNTY, OHIO
AUDIT REPORT
FOR THE FISCAL YEAR ENDED JUNE 30, 2018**

<u>TABLE OF CONTENTS</u>	<u>PAGE</u>
Independent Auditor's Report	1-3
Management's Discussion and Analysis	5-16
Statement of Net Position	17
Statement of Activities	18
Balance Sheet - Governmental Funds	19
Reconciliation of Total Governmental Fund Balances to Net Position – Governmental Activities	20
Statement of Revenues, Expenditures and Changes in Fund Balances - Governmental Funds	21
Reconciliation of the Statements of Revenues, Expenditures and Changes in Fund Balances of Governmental Funds to the Statement of Activities	22
Statement of Revenues, Expenditures and Changes in Fund Balance - Budget and Actual (Non-GAAP Budgetary Basis) - General Fund	23
Statement of Fiduciary Net Position - Fiduciary Funds	24
Statement of Changes in Fiduciary Net Position - Fiduciary Funds	25
Notes to the Basic Financial Statements	26-70
Schedules of Required Supplementary Information:	
Schedule of the District's Proportionate Share of the Net Pension Liability – School Employees Retirement System (SERS) of Ohio	71
State Teachers Retirement System (STRS) of Ohio	72
Schedule of District Pension Contributions – School Employees Retirement System (SERS) of Ohio	73-74
State Teachers Retirement System (STRS) of Ohio	75-76
Schedule of the District's Proportionate Share of the Net OPEB Liability – School Employees Retirement System (SERS) of Ohio	77
State Teachers Retirement System (STRS) of Ohio	78
Schedule of District OPEB Contributions – School Employees Retirement System (SERS) of Ohio	79-80
State Teachers Retirement System (STRS) of Ohio	81-82
Notes to Required Supplementary Information	83-84
Report on Internal Control Over Financial Reporting and on Compliance and Other Matters Based on an Audit of Financial Statements Performed in Accordance with <i>Government Auditing Standards</i>	85-86
Schedule of Prior Audit Findings and Recommendations	87

This page intentionally left blank.

JAMES G. ZUPKA, C.P.A., INC.

*Certified Public Accountants
5240 East 98th Street
Garfield Hts., Ohio 44125*

Member American Institute of Certified Public Accountants

(216) 475 - 6136

Ohio Society of Certified Public Accountants

INDEPENDENT AUDITOR'S REPORT

To the Members of Board of Education
Riverside Local School District
DeGraff, Ohio

The Honorable Keith Faber
Auditor of State
State of Ohio

Report on the Financial Statements

We have audited the accompanying financial statements of the governmental activities, each major fund, and the aggregate remaining fund information of the Riverside Local School District, Logan County, Ohio, (the District) as of and for the year ended June 30, 2018, and the related notes to the financial statements, which collectively comprise the District's basic financial statements as listed in the table of contents.

Management's Responsibility for the Financial Statements

Management is responsible for the preparation and fair presentation of these financial statements in accordance with accounting principles generally accepted in the United States of America; this includes the design, implementation, and maintenance of internal control relevant to the preparation and fair presentation of financial statements that are free from material misstatement, whether due to fraud or error.

Auditor's Responsibility

Our responsibility is to express opinions on these financial statements based on our audit. We conducted our audit in accordance with auditing standards generally accepted in the United States of America and the standards applicable to financial audits contained in *Government Auditing Standards*, issued by the Comptroller General of the United States. Those standards require that we plan and perform the audit to obtain reasonable assurance about whether the financial statements are free from material misstatement.

An audit involves performing procedures to obtain audit evidence about the amounts and disclosures in the financial statements. The procedures selected depend on the auditor's judgment, including the assessment of the risks of material misstatement of the financial statements, whether due to fraud or error. In making those risk assessments, the auditor considers internal control relevant to the District's preparation and fair presentation of the financial statements in order to design audit procedures that are appropriate in the circumstances, but not for the purpose of expressing an opinion on the effectiveness of the District's internal control. Accordingly, we express no such opinion. An audit also includes evaluating the appropriateness of accounting policies used and the reasonableness of significant accounting estimates made by management, as well as evaluating the overall presentation of the financial statements.

We believe that the audit evidence we have obtained is sufficient and appropriate to provide a basis for our audit opinions.

Opinions

In our opinion, the financial statements referred to above present fairly, in all material respects, the respective financial position of the governmental activities, each major fund, and the aggregate remaining fund information of the Riverside Local School District as of June 30, 2018, and the respective changes in financial position and the budgetary comparison for the General Fund for the year then ended in accordance with accounting principles generally accepted in the United States of America.

Emphasis of Matter

As discussed in Note 3 to the basic financial statements, during 2018, the District adopted new accounting guidance in Governmental Accounting Standards Board (GASB) Statement No. 75, *Accounting and Financial Reporting for Postemployment Benefits Other Than Pensions*. Our opinion is not modified with respect to this matter.

Other Matters

Required Supplementary Information

Accounting principles generally accepted in the United States of America require that the Management's Discussion and Analysis and Schedules of Net Pension and Postemployment Benefit Liabilities and Pension and Postemployment Benefit Contributions, as listed in the table of contents, be presented to supplement the basic financial statements. Such information, although not a part of the basic financial statements, is required by the Governmental Accounting Standards Board, who considers it to be an essential part of financial reporting for placing the basic financial statements in an appropriate operational, economic, or historical context. We have applied certain limited procedures to the required supplementary information in accordance with auditing standards generally accepted in the United States of America, which consisted of inquiries of management about the methods of preparing the information and comparing the information for consistency with management's responses to our inquiries, the basic financial statements, and other knowledge we obtained during our audit of the basic financial statements. We do not express an opinion or provide any assurance on the information because the limited procedures do not provide us with sufficient evidence to express an opinion or provide any assurance.

Other Reporting Required by *Government Auditing Standards*

In accordance with *Government Auditing Standards*, we have also issued our report dated November 19, 2019, on our consideration of the District's internal control over financial reporting and on our tests of its compliance with certain provisions of laws, regulations, contracts, and grant agreements and other matters. The purpose of that report is to describe the scope of our testing of internal control over financial reporting and compliance and the results of that testing, and not to provide an opinion on internal control over financial reporting or on compliance. That report is an integral part of an audit performed in accordance with *Government Auditing Standards* in considering the District's internal control over financial reporting and compliance.



James G. Zupka, CPA, Inc.
Certified Public Accountants

November 19, 2019

This page intentionally left blank.

**RIVERSIDE LOCAL SCHOOL DISTRICT
LOGAN COUNTY**

**MANAGEMENT'S DISCUSSION AND ANALYSIS
FOR THE FISCAL YEAR ENDED JUNE 30, 2018**

The management's discussion and analysis of the Riverside Local School District's (the "District") financial performance provides an overall review of the District's financial activities for the fiscal year ended June 30, 2018. The intent of this discussion and analysis is to look at the District's financial performance as a whole; readers should also review the basic financial statements and the notes to the basic financial statements to enhance their understanding of the District's financial performance.

Financial Highlights

Key financial highlights for fiscal year 2018 are as follows:

- In total, net position of governmental activities increased \$5,609,064 which represents a 94.40% increase from 2017's restated net position.
- General revenues accounted for \$9,108,790 in revenue or 84.19% of all revenues. Program specific revenues in the form of charges for services and sales, grants and contributions accounted for \$1,711,164 or 15.81% of total revenues of \$10,819,954.
- The District had \$5,210,890 in expenses related to governmental activities; \$1,711,164 of these expenses were offset by program specific charges for services and sales, grants or contributions. General revenues supporting governmental activities (primarily taxes and unrestricted grants and entitlements) of \$9,108,790 were adequate to provide for these programs.
- The District's major governmental funds are the general fund and the capital projects fund. The general fund had \$9,456,515 in revenues and other financing sources and \$8,185,157 in expenditures and other financing uses. During fiscal year 2018, the general fund's fund balance increased \$1,271,358 from \$6,987,715 to \$8,259,073.
- The capital projects fund had \$1,090,000 in other financing sources and \$54,972 in expenditures. During fiscal year 2018, the capital projects fund's fund balance increased \$1,035,028 from \$400,423 to \$1,435,451.

Using these Basic Financial Statements

This annual report consists of a series of financial statements and notes to those statements. These statements are organized so the reader can understand the District as a financial whole, an entire operating entity. The statements then proceed to provide an increasingly detailed look at specific financial activities.

The *statement of net position* and *statement of activities* provide information about the activities of the whole District, presenting both an aggregate view of the District's finances and a longer-term view of those finances. Fund financial statements provide the next level of detail. For governmental funds, these statements tell how services were financed in the short-term as well as what remains for future spending. The fund financial statements also look at the District's most significant funds with all other nonmajor funds presented in total in one column. In the case of the District, the general fund and the capital projects fund are by far the most significant funds, and the only governmental funds reported as a major funds.

Reporting the District as a Whole

Statement of Net Position and the Statement of Activities

While this document contains the large number of funds used by the District to provide programs and activities, the view of the District as a whole looks at all financial transactions and asks the question, "How did we do financially during fiscal year 2018?" The statement of net position and the statement of activities answer this question. These statements include *all assets, deferred outflows of resources, liabilities, deferred inflows of resources, revenues and expenses* using the *accrual basis of accounting* similar to the accounting used by most private-sector companies. This basis of accounting will take into account all of the current year's revenues and expenses regardless of when cash is received or paid.

**RIVERSIDE LOCAL SCHOOL DISTRICT
LOGAN COUNTY**

**MANAGEMENT'S DISCUSSION AND ANALYSIS
FOR THE FISCAL YEAR ENDED JUNE 30, 2018**

These two statements report the District's *net position* and changes in net position. This change in net position is important because it tells the reader that, for the District as a whole, the *financial position* of the District has improved or diminished. The causes of this change may be the result of many factors, some financial, some not. Non-financial factors include the District's property tax base, current property tax laws in Ohio restricting revenue growth, facility conditions, required educational programs and other factors.

In the statement of net position and the statement of activities, the governmental activities include the District's programs and services, including instruction, support services, operation and maintenance of plant, pupil transportation, extracurricular activities, and food service operations. These services are primarily funded by property tax revenues, school district income tax and from intergovernmental revenues, including unrestricted state entitlements, federal and state grants and other shared revenues.

Reporting the District's Most Significant Funds

Fund Financial Statements

The analysis of the District's major governmental funds begins on page 14. Fund financial reports provide detailed information about the District's major funds. The District uses many funds to account for a multitude of financial transactions. However, these fund financial statements focus on the District's most significant funds. The District's major governmental funds are the general fund and the capital projects fund.

Governmental Funds

Most of the District's activities are reported in governmental funds, which focus on how money flows into and out of those funds and the balances left at year-end available for spending in future periods. These funds are reported using an accounting method called *modified accrual* accounting, which measures cash and all other *financial assets* that can readily be converted to cash. The governmental fund financial statements provide a detailed *short-term* view of the District's general government operations and the basic services it provides. Governmental fund information helps you determine whether there are more or fewer financial resources that can be spent in the near future to finance educational programs. The relationship (or differences) between governmental *activities* (reported in the statement of net position and the statement of activities) and governmental *funds* is reconciled in the basic financial statements.

Fiduciary Funds

The District is the trustee, or fiduciary, for its scholarship programs. This activity is presented as a private-purpose trust fund. The District also acts in a trustee capacity as an agent for individuals or other entities. These activities are reported in agency funds. All of the District's fiduciary activities are reported in separate statements of fiduciary net position and changes in fiduciary net position. These activities are excluded from the District's other financial statements because the assets cannot be utilized by the District to finance its operations.

Notes to the Basic Financial Statements

The notes provide additional information that is essential to a full understanding of the data provided in the government-wide and fund financial statements.

Required Supplemental Information

In addition to the basic financial statements and accompanying notes, this report also presents certain required supplementary information concerning the District's net pension liability and net OPEB liability.

**RIVERSIDE LOCAL SCHOOL DISTRICT
LOGAN COUNTY**

**MANAGEMENT'S DISCUSSION AND ANALYSIS
FOR THE FISCAL YEAR ENDED JUNE 30, 2018**

The District as a Whole

The table below provides a summary of the District's net position at June 30, 2018 and June 30, 2017. The net position at June 30, 2017 has been restated as described in Note 3.A.

	Net Position	
	Governmental Activities 2018	Restated Governmental Activities 2017
<u>Assets</u>		
Current and other assets	\$ 13,110,890	\$ 10,591,489
Capital assets, net	<u>9,285,286</u>	<u>9,440,168</u>
Total assets	<u>22,396,176</u>	<u>20,031,657</u>
<u>Deferred Outflows of Resources</u>		
Pension	2,284,981	1,855,008
OPEB	<u>114,048</u>	<u>14,383</u>
Total deferred outflows of resources	<u>2,399,029</u>	<u>1,869,391</u>
<u>Liabilities</u>		
Current liabilities	760,316	570,430
Long-term liabilities:		
Due within one year	227,113	278,662
Due in more than one year:		
Net pension liability	7,373,646	10,020,905
OPEB liability	1,663,038	2,016,422
Other amounts	<u>962,684</u>	<u>1,135,091</u>
Total liabilities	<u>10,986,797</u>	<u>14,021,510</u>
<u>Deferred Inflows of Resources</u>		
Property taxes levied for next year	1,549,413	1,606,256
Unamortized deferred charges on debt refunding	4,053	4,970
Pension	510,467	326,355
OPEB	<u>193,454</u>	<u>-</u>
Total deferred inflows of resources	<u>2,257,387</u>	<u>1,937,581</u>
<u>Net Position</u>		
Net investment in capital assets	8,261,238	8,371,681
Restricted	969,627	760,574
Unrestricted (deficit)	<u>2,320,156</u>	<u>(3,190,298)</u>
Total net position	<u>\$ 11,551,021</u>	<u>\$ 5,941,957</u>

**RIVERSIDE LOCAL SCHOOL DISTRICT
LOGAN COUNTY**

MANAGEMENT'S DISCUSSION AND ANALYSIS
FOR THE FISCAL YEAR ENDED JUNE 30, 2018

The net pension liability (NPL) is the largest single liability reported by the District at June 30, 2018 and is reported pursuant to GASB Statement 68, "Accounting and Financial Reporting for Pensions—an Amendment of GASB Statement 27." For fiscal year 2018, the School District adopted GASB Statement 75, "Accounting and Financial Reporting for Postemployment Benefits Other Than Pensions," which significantly revises accounting for costs and liabilities related to other postemployment benefits (OPEB). For reasons discussed below, many end users of this financial statement will gain a clearer understanding of the District's actual financial condition by adding deferred inflows related to pension and OPEB, the net pension liability and the net OPEB liability to the reported net position and subtracting deferred outflows related to pension and OPEB.

Governmental Accounting Standards Board standards are national and apply to all government financial reports prepared in accordance with generally accepted accounting principles. Prior accounting for pensions (GASB 27) and postemployment benefits (GASB 45) focused on a funding approach. This approach limited pension and OPEB costs to contributions annually required by law, which may or may not be sufficient to fully fund each plan's *net pension liability* or *net OBEP liability*. GASB 68 and GASB 75 take an earnings approach to pension and OPEB accounting; however, the nature of Ohio's statewide pension/OPEB plans and state law governing those systems requires additional explanation in order to properly understand the information presented in these statements.

GASB 68 and GASB 75 require the net pension liability and the net OPEB liability to equal the School District's proportionate share of each plan's collective:

1. Present value of estimated future pension/OPEB benefits attributable to active and inactive employees' past service.
2. Minus plan assets available to pay these benefits.

GASB notes that pension and OPEB obligations, whether funded or unfunded, are part of the "employment exchange" – that is, the employee is trading his or her labor in exchange for wages, benefits, and the promise of a future pension and other postemployment benefits. GASB noted that the unfunded portion of this promise is a present obligation of the government, part of a bargained-for benefit to the employee, and should accordingly be reported by the government as a liability since they received the benefit of the exchange. However, the District is not responsible for certain key factors affecting the balance of these liabilities. In Ohio, the employee shares the obligation of funding pension benefits with the employer. Both employer and employee contribution rates are capped by State statute. A change in these caps requires action of both Houses of the General Assembly and approval of the Governor. Benefit provisions are also determined by State statute. The Ohio revised Code permits, but does not require the retirement systems to provide healthcare to eligible benefit recipients. The retirement systems may allocate a portion of the employer contributions to provide for these OPEB benefits.

The employee enters the employment exchange with the knowledge that the employer's promise is limited not by contract but by law. The employer enters the exchange also knowing that there is a specific, legal limit to its contribution to the retirement system. In Ohio, there is no legal means to enforce the unfunded liability of the pension/OPEB plan *as against the public employer*. State law operates to mitigate/lessen the moral obligation of the public employer to the employee, because all parties enter the employment exchange with notice as to the law. The retirement system is responsible for the administration of the pension and OPEB plans.

Most long-term liabilities have set repayment schedules or, in the case of compensated absences (i.e. sick and vacation leave), are satisfied through paid time-off or termination payments. There is no repayment schedule for the net pension liability or the net OPEB liability. As explained above, changes in benefits, contribution rates, and return on investments affect the balance of these liabilities but are outside the control of the local government. In the event that contributions, investment returns, and other changes are insufficient to keep up with required payments, State statute does not assign/identify the responsible party for the unfunded portion. Due to the unique nature of how the net pension liability and the net OPEB liability are satisfied, these liabilities are separately identified within the long-term liability section of the statement of net position.

**RIVERSIDE LOCAL SCHOOL DISTRICT
LOGAN COUNTY**

**MANAGEMENT'S DISCUSSION AND ANALYSIS
FOR THE FISCAL YEAR ENDED JUNE 30, 2018**

In accordance with GASB 68 and GASB 75, the District's statements prepared on an accrual basis of accounting include an annual pension expense and an annual OPEB expense for their proportionate share of each plan's *change* in net pension liability and net OPEB liability, respectively, not accounted for as deferred inflows/outflows.

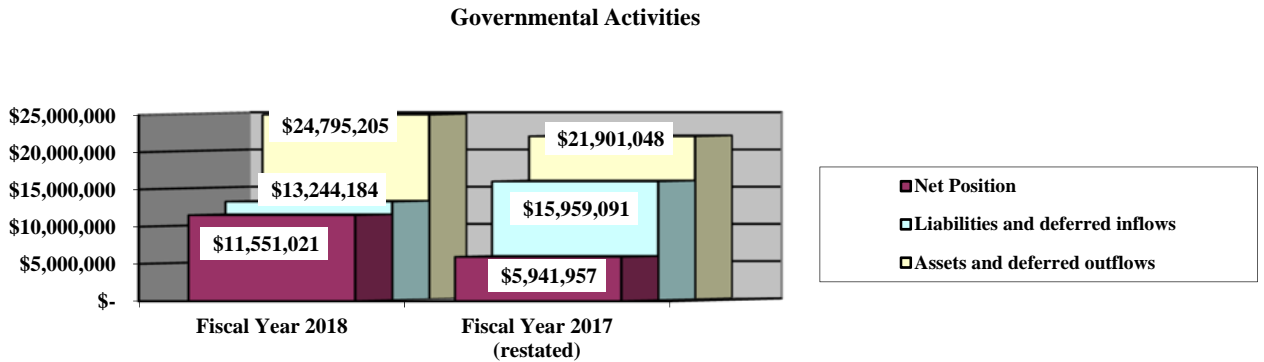
As a result of implementing GASB 75, the District is reporting a net OPEB liability and deferred inflows/outflows of resources related to OPEB on the accrual basis of accounting. This implementation also had the effect of restating net position at June 30, 2017, from \$7,943,996 to \$5,941,957.

Over time, net position can serve as a useful indicator of a government's financial position. At June 30, 2018, the District's assets plus deferred outflows of resources exceeded liabilities plus deferred inflows of resources by \$11,551,021.

At year-end, capital assets represented 41.46% of total assets. Capital assets include land, construction in progress, land improvements, buildings and improvements, furniture, fixtures and equipment, vehicles, and textbooks. Capital assets, net of related debt to acquire the assets at June 30, 2018, were \$8,261,238. These capital assets are used to provide services to the students and are not available for future spending. Although the District's investment in capital assets is reported net of related debt, it should be noted that the resources to repay the debt must be provided from other sources, since capital assets may not be used to liquidate these liabilities.

A portion of the District's net position, \$969,627, represents resources that are subject to external restriction on how they may be used.

The graph below illustrates the governmental activities assets, deferred outflows of resources, liabilities, deferred inflows of resources and net position at June 30, 2018 and 2017. The amounts at June 30, 2017 have been restated as described in Note 3.A.



**RIVERSIDE LOCAL SCHOOL DISTRICT
LOGAN COUNTY**

**MANAGEMENT'S DISCUSSION AND ANALYSIS
FOR THE FISCAL YEAR ENDED JUNE 30, 2018**

The table below and the table on the following page shows the change in net position for fiscal years 2018 and 2017. The net pension at June 30, 2017 has been restated as described in Note 3.A.

	Change in Net Position	
	Governmental Activities 2018	Restated Governmental Activities 2017
<u>Revenues</u>		
Program revenues:		
Charges for services and sales	\$ 663,421	\$ 630,709
Operating grants and contributions	1,037,743	1,148,400
Capital grants and contributions	10,000	-
General revenues:		
Property taxes	2,070,781	1,708,741
School district income tax	1,420,466	1,324,859
Grants and entitlements	5,521,553	5,177,532
Investment earnings	46,227	19,367
Miscellaneous	49,763	41,957
Total revenues	10,819,954	10,051,565

(continued)

Charges for services increased \$32,712 or 5.19% primarily due to an increase in tuition revenue. Operating grants and contributions decreased \$110,657 or 9.64% primarily due to a decrease in Title I federal grants. Property tax revenue increased \$362,040 or 21.19% primarily due to an increase in the amount of tax revenue the District anticipates collecting during fiscal year 2019 (for fiscal year 2018) and due to an increase in the amount available for advance. School district income tax increased \$95,607 or 7.22% primarily due to an increase in the amount of income tax revenue received by the District during fiscal year 2018 compared to fiscal year 2017. Investment earnings increased \$26,860 or 138.69% primarily due to an increase in the amount of interest revenue received by the District during fiscal year 2018 compared to fiscal year 2017. Grants and entitlements increased \$344,021 or 6.64% primarily due to an increase in the amount of foundation revenue received by the District during fiscal year 2018 compared to fiscal year 2017.

**RIVERSIDE LOCAL SCHOOL DISTRICT
LOGAN COUNTY**

**MANAGEMENT'S DISCUSSION AND ANALYSIS
FOR THE FISCAL YEAR ENDED JUNE 30, 2018**

	Change in Net Position (continued)	
	Governmental Activities 2018	Restated Governmental Activities 2017
<u>Expenses</u>		
Program expenses:		
Instruction:		
Regular	\$ 2,327,068	\$ 3,856,857
Special	693,556	1,124,538
Vocational	14,823	15,198
Other	45,546	153,714
Support services:		
Pupil	136,571	241,326
Instructional staff	152,738	255,795
Board of education	6,310	12,652
Administration	296,069	533,677
Fiscal	191,818	274,709
Business	2,918	1,073
Operations and maintenance	472,361	716,914
Pupil transportation	260,893	403,972
Central	25,674	37,705
Operation of non-instructional services:		
Food service operations	283,487	358,691
Other non-instructional services	29,069	38,783
Extracurricular activities	254,863	284,616
Interest and fiscal charges	17,126	19,449
Total expenses	5,210,890	8,329,669
Change in net position	5,609,064	1,721,896
Net position at beginning of year (restated)	5,941,957	N/A
Net position at end of year	\$ 11,551,021	\$ 5,941,957

**RIVERSIDE LOCAL SCHOOL DISTRICT
LOGAN COUNTY**

**MANAGEMENT'S DISCUSSION AND ANALYSIS
FOR THE FISCAL YEAR ENDED JUNE 30, 2018**

Governmental Activities

The information necessary to restate the 2017 beginning balances and the 2017 OPEB expense amounts for the effects of the initial implementation of GASB 75 is not available. Therefore, 2017 functional expenses still include OPEB expense of \$14,383 computed under GASB 45. GASB 45 required recognizing OPEB expense equal to the contractually required contributions to the plan. Under GASB 75, OPEB expense represents additional amounts earned, adjusted by deferred inflows/outflows. The contractually required contribution is no longer a component of OPEB expense. Under GASB 75, the 2018 statements report negative OPEB expense of \$237,528. Consequently, in order to compare 2018 total program expenses to 2017, the following adjustments are needed:

Total 2018 program expenses under GASB 75	\$ 5,210,890
Negative OPEB expense under GASB 75	237,528
2018 contractually required contributions	<u>22,067</u>
Adjusted 2018 program expenses	5,470,485
Total 2017 program expenses under GASB 45	<u>8,329,669</u>
Decrease in program expenses not related to OPEB	<u>\$ (2,859,184)</u>

Net position of the District's governmental activities increased \$5,609,064. Total governmental expenses of \$5,210,890 were offset by program revenues of \$1,711,164 and general revenues of \$9,108,790. Program revenues supported 32.84% of the total governmental expenses.

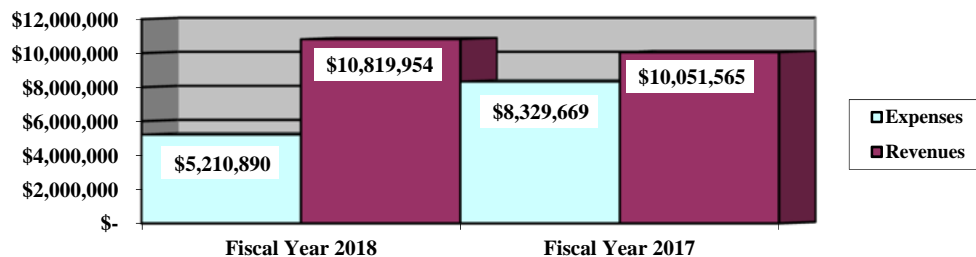
The primary sources of revenue for governmental activities are derived from property taxes, income taxes and grants and entitlements. These revenue sources represent 83.30% of total governmental revenue.

The largest expense of the District is for instructional programs. Instruction expenses totaled \$3,080,993 or 59.13% of total governmental expenses for fiscal year 2018.

Expenses of the governmental activities decreased \$3,118,779 or 37.44%. This decrease is primarily the result of the State Teachers Retirement System (STRS) indefinitely suspending the Cost of Living Adjustment ("COLA") and the School Employee Retirement System (SERS) lowering the COLA from 3.00% to 2.50%. On an accrual basis, the District reported (\$2,359,746) in pension expense and (\$237,528) in OPEB expense mainly due to these benefit changes.

The graph below presents the District's governmental activities revenues and expenses for fiscal years 2018 and 2017.

Governmental Activities - Revenues and Expenses



The statement of activities shows the cost of program services and the charges for services and sales and grants offsetting those services. The following table shows, for governmental activities, the total cost of services and the net cost of services for fiscal years 2018 and 2017. That is, it identifies the cost of these services supported by tax revenue and unrestricted State grants and entitlements.

**RIVERSIDE LOCAL SCHOOL DISTRICT
LOGAN COUNTY**

**MANAGEMENT'S DISCUSSION AND ANALYSIS
FOR THE FISCAL YEAR ENDED JUNE 30, 2018**

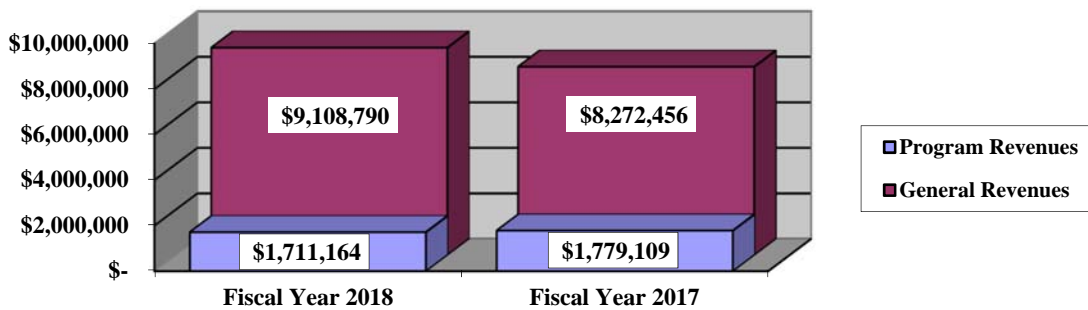
Governmental Activities

	Total Cost of Services <u>2018</u>	Net Cost of Services <u>2018</u>	Total Cost of Services <u>2017</u>	Net Cost of Services <u>2017</u>
Program expenses				
Instruction:				
Regular	\$ 2,327,068	\$ 1,847,931	\$ 3,856,857	\$ 3,400,468
Special	693,556	45,282	1,124,538	316,995
Vocational	14,823	8,245	15,198	9,358
Other	45,546	(10,447)	153,714	67,235
Support services:				
Pupil	136,571	97,039	241,326	239,799
Instructional staff	152,738	150,867	255,795	254,265
Board of education	6,310	6,310	12,652	12,652
Administration	296,069	296,069	533,677	533,677
Fiscal	191,818	191,818	274,709	274,709
Business	2,918	1,318	1,073	66
Operations and maintenance	472,361	435,122	716,914	687,983
Pupil transportation	260,893	244,866	403,972	379,227
Central	25,674	25,674	37,705	37,705
Operation of non-instructional services:				
Food service operations	283,487	(44,859)	358,691	37,990
Other non-instructional services	29,069	(20,989)	38,783	36,315
Extracurricular activities	254,863	208,354	284,616	242,667
Interest and fiscal charges	17,126	17,126	19,449	19,449
Total expenses	<u>\$ 5,210,890</u>	<u>\$ 3,499,726</u>	<u>\$ 8,329,669</u>	<u>\$ 6,550,560</u>

The dependence upon tax and other general revenues for governmental activities is apparent; most of instruction activities are supported through taxes and other general revenues. For all governmental activities, general revenue support is 67.16%. The District's taxpayers and unrestricted grants and entitlements from the State of Ohio are by far the primary support for District's students.

The graph below presents the District's governmental activities revenue for fiscal years 2018 and 2017.

Governmental Activities - General and Program Revenues



**RIVERSIDE LOCAL SCHOOL DISTRICT
LOGAN COUNTY**

MANAGEMENT'S DISCUSSION AND ANALYSIS
FOR THE FISCAL YEAR ENDED JUNE 30, 2018

The District's Funds

The District's governmental funds reported a combined fund balance of \$10,516,162, which is higher than last year's total balance of \$8,113,215. The schedule below indicates the fund balance and the total change in fund balance as of June 30, 2018 and June 30, 2017.

	Fund Balance <u>June 30, 2018</u>	Fund Balance <u>June 30, 2017</u>	<u>Increase</u>	<u>Percentage Change</u>
General	\$ 8,259,073	\$ 6,987,715	\$ 1,271,358	18.19 %
Capital projects	1,435,451	400,423	1,035,028	258.48 %
Other Governmental	<u>821,638</u>	<u>725,077</u>	<u>96,561</u>	13.32 %
Total	<u>\$ 10,516,162</u>	<u>\$ 8,113,215</u>	<u>\$ 2,402,947</u>	29.62 %

General Fund

The general fund's fund balance increased \$1,271,358 from a balance of \$6,987,715 to \$8,259,073. The table that follows assists in illustrating the financial activities and fund balance of the general fund.

	<u>2018 Amount</u>	<u>2017 Amount</u>	<u>Increase/ (Decrease)</u>	<u>Percentage Change</u>
<u>Revenues</u>				
Taxes	\$ 3,101,963	\$ 2,714,089	\$ 387,874	14.29 %
Tuition	462,277	423,442	38,835	9.17 %
Earnings on investments	40,788	12,169	28,619	235.18 %
Intergovernmental	5,773,597	5,462,966	310,631	5.69 %
Other revenues	<u>54,716</u>	<u>54,728</u>	<u>(12)</u>	(0.02) %
Total	<u>\$ 9,433,341</u>	<u>\$ 8,667,394</u>	<u>\$ 765,947</u>	8.84 %
<u>Expenditures</u>				
Instruction	\$ 4,424,650	\$ 4,104,590	\$ 320,060	7.80 %
Support Services	2,326,765	2,302,508	24,257	1.05 %
Non-instructional services	24,188	7,255	16,933	233.40 %
Extracurricular activities	266,938	224,853	42,085	18.72 %
Debt Service	<u>25,616</u>	<u>35,940</u>	<u>(10,324)</u>	(28.73) %
Total	<u>\$ 7,068,157</u>	<u>\$ 6,675,146</u>	<u>\$ 393,011</u>	5.89 %

Overall revenues of the general fund increased \$765,947 or 8.84%. Tax revenue increased \$387,874 or 14.29% primarily due to an increase in the amount of income tax revenues received and due to the amount of property tax available as an advance at fiscal year end. Earnings on investments increased \$28,619 or 235.18% primarily due to an increase in the amount of interest revenue received by the District during fiscal year 2018 compared to fiscal year 2017.

Overall expenditures of the general fund increased \$393,011 or 5.89%. This increase is mainly attributable to an increase in instruction and support services. These expenditures increased during the current fiscal year due to an increase in personnel costs.

**RIVERSIDE LOCAL SCHOOL DISTRICT
LOGAN COUNTY**

MANAGEMENT'S DISCUSSION AND ANALYSIS
FOR THE FISCAL YEAR ENDED JUNE 30, 2018

Capital Projects Fund

The capital projects fund had \$1,090,000 in other financing sources and \$54,972 in expenditures. During fiscal year 2018, the capital projects fund's fund balance increased \$1,035,028 from \$400,423 to \$1,435,451.

General Fund Budgeting Highlights

The District's budget is prepared according to Ohio law and is based on accounting for certain transactions on a basis of cash receipts, disbursements and encumbrances. The most significant budgeted fund is the general fund.

For the general fund, original and final budgeted revenues and other financing sources were \$8,836,253. Actual revenues and other financing sources for fiscal year 2018 were \$9,296,484, which is higher than the final budgeted amounts by \$460,231.

General fund final appropriations (appropriated expenditures plus other financing uses) were \$8,500,272, which was higher than the original budgeted appropriations estimate of \$7,572,272. The actual budget basis expenditures and other financing uses for fiscal year 2018 totaled \$8,325,325, which was \$174,947 less than the final budget appropriations.

Capital Assets and Debt Administration

Capital Assets

At the end of fiscal year 2018, the District had \$9,285,286 invested in land, construction in progress, land improvements, buildings and improvements, furniture, fixtures and equipment, vehicles, and textbooks. This entire amount is reported in governmental activities. The following table shows June 30, 2018 balances compared to June 30, 2017:

**Capital Assets at June 30
(Net of Depreciation)**

	Governmental Activities	
	June 30, 2018	June 30, 2017
Land	\$ 11,423	\$ 11,423
Construction in progress	111,542	-
Land improvements	320,587	233,009
Buildings and improvements	8,073,366	8,415,708
Furniture, fixtures and equipment	372,040	371,395
Vehicles	396,328	408,633
Total	\$ 9,285,286	\$ 9,440,168

The overall decrease in capital assets is due to depreciation expense of \$493,267 exceeding capital outlays of \$338,385 in the current period.

See Note 9 to the basic financial statements for additional information on the District's capital assets.

**RIVERSIDE LOCAL SCHOOL DISTRICT
LOGAN COUNTY**

**MANAGEMENT'S DISCUSSION AND ANALYSIS
FOR THE FISCAL YEAR ENDED JUNE 30, 2018**

Debt Administration

At June 30, 2018, the District had \$845,000 in general obligation bonds outstanding. Of this total, \$200,000 is due within one year and \$645,000 is due in more than one year. The following table summarizes the bonds outstanding.

Outstanding Debt, at Fiscal Year End

	Governmental Activities <u>2018</u>	Governmental Activities <u>2017</u>
Capital lease	\$ -	\$ 23,517
General Obligation Bonds	<u>845,000</u>	<u>1,040,000</u>
Total	<u><u>\$ 845,000</u></u>	<u><u>\$ 1,063,517</u></u>

At June 30, 2018, the District's overall legal debt margin was \$7,214,054, and an unvoted debt margin of \$82,930.

See Note 11 to the basic financial statements for additional information on the District's debt administration.

Current Financial Related Activities

Riverside Local School District continues to be very proud of its community support of the school system. The District voters approved a five year 1.75% income tax renewal levy on November 5, 2013, effective January 1, 2015 through December 31, 2019. This support has been and will continue to be crucial to the financial condition of the District. Community support and continued strong stewardship of public funds in fiscal year 2017 resulted in the seventh consecutive year of revenue exceeding expenditures. Continued support by the community has enabled the School Board to waive all academic and athletic fees in fiscal years 2017, 2018, and 2019 offering every student an opportunity to thrive.

The District is always concerned with state funding formulas, the resources available to the state, and the proportions allocated to education. In June of 2017, Governor Kasich signed the two-year budget for fiscal years 2018 and 2019 into law which included slight changes to the previous school funding formula. The funding system will continue to calculate the main component of the formula, known as Opportunity Grant, using a per pupil amount times the ADM of the District. The per pupil amounts are \$6,010 in fiscal year 2018 and \$6,020 in fiscal year 2019 (up slightly from \$6,000 in fiscal year 2017.) This allocation is then multiplied by a State Share index which is determined based on the District's 3 year average valuation per pupil and median income compared to statewide averages. The Capacity Aid component is additional funding that will provide additional funding for school districts where the income generated for one mill of property tax is below the state median for what is generated. With minimal increases to the per pupil amount, the District is expecting flat revenue from the state for the next couple years.

The administration continues to try to balance education needs and community interests with the resources made available. The challenge for all districts is to provide quality services to the public while staying within the restrictions imposed by limited and changing funding. Current operating trends indicate, that with careful oversight, the District will have at least two months of operating cash on hand and be financially solvent for the foreseeable future.

Contacting the District's Financial Management

This financial report is designed to provide our citizens, taxpayers, and investors and creditors with a general overview of the District's finances and to show the District's accountability for the money it receives. If you have questions about this report or need additional financial information contact: Ronnie Fitchpatrick CPA, Treasurer/CFO, Riverside Local School District, 2096 CR 24 S, DeGraff, Ohio 43318.

**RIVERSIDE LOCAL SCHOOL DISTRICT
LOGAN COUNTY, OHIO**

STATEMENT OF NET POSITION
JUNE 30, 2018

	Governmental Activities
Assets:	
Equity in pooled cash and cash equivalents.	\$ 10,363,290
Receivables:	
Property taxes	2,077,949
Income taxes.	573,285
Accrued interest	35,011
Intergovernmental	47,280
Prepayments	9,248
Materials and supplies inventory.	453
Inventory held for resale.	4,374
Capital assets:	
Nondepreciable capital assets	122,965
Depreciable capital assets, net.	9,162,321
Capital assets, net	9,285,286
Total assets.	22,396,176
Deferred outflows of resources:	
Pension	2,284,981
OPEB	114,048
Total deferred outflows of resources	2,399,029
Liabilities:	
Accounts payable	39,166
Contracts payable.	166,642
Retainage payable	8,353
Accrued wages and benefits payable.	422,416
Intergovernmental payable	21,054
Pension and post employment benefits payable.	101,527
Accrued interest payable.	1,158
Long-term liabilities:	
Due within one year	227,113
Due in more than one year:	
Net pension liability.	7,373,646
Other amounts	962,684
Net OPEB liability.	1,663,038
Total liabilities.	10,986,797
Deferred inflows of resources:	
Property taxes levied for the next fiscal year.	1,549,413
Unamortized deferred charges	
on debt refunding	4,053
Pension	510,467
OPEB	193,454
Total deferred inflows of resources	2,257,387
Net position:	
Net investment in capital assets	8,261,238
Restricted for:	
Capital projects	159,710
Classroom facilities maintenance	123,828
Debt service.	606,765
Locally funded programs	342
State funded programs.	459
Federally funded programs	14,944
Student activities	28,460
Other purposes	35,119
Unrestricted	2,320,156
Total net position.	\$ 11,551,021

SEE ACCOMPANYING NOTES TO THE BASIC FINANCIAL STATEMENTS

**RIVERSIDE LOCAL SCHOOL DISTRICT
LOGAN COUNTY, OHIO**

STATEMENT OF ACTIVITIES
FOR THE FISCAL YEAR ENDED JUNE 30, 2018

	Expenses	Program Revenues			Net (Expense) Revenue and Changes in Net Position Governmental Activities
		Charges for Services and Sales	Operating Grants and Contributions	Capital Grants and Contributions	
Governmental activities:					
Instruction:					
Regular	\$ 2,327,068	\$ 456,070	\$ 23,067	\$ -	\$ (1,847,931)
Special	693,556	9,247	639,027	-	(45,282)
Vocational	14,823	-	6,578	-	(8,245)
Other	45,546	-	55,993	-	10,447
Support services:					
Pupil	136,571	-	39,532	-	(97,039)
Instructional staff	152,738	-	1,871	-	(150,867)
Board of education	6,310	-	-	-	(6,310)
Administration	296,069	-	-	-	(296,069)
Fiscal	191,818	-	-	-	(191,818)
Business	2,918	1,600	-	-	(1,318)
Operations and maintenance	472,361	10,628	16,611	10,000	(435,122)
Pupil transportation	260,893	1,503	14,524	-	(244,866)
Central	25,674	-	-	-	(25,674)
Operation of non-instructional services:					
Other non-instructional services	29,069	-	50,058	-	20,989
Food service operations	283,487	147,619	180,727	-	44,859
Extracurricular activities	254,863	36,754	9,755	-	(208,354)
Interest and fiscal charges	17,126	-	-	-	(17,126)
Total governmental activities	\$ 5,210,890	\$ 663,421	\$ 1,037,743	\$ 10,000	(3,499,726)

General revenues:

Property taxes levied for:	
General purposes	1,683,575
Debt service	283,831
Capital outlay	82,522
Special revenue	20,853
School district income tax:	
General purposes	1,420,466
Grants and entitlements not restricted	
to specific programs	5,521,553
Investment earnings	46,227
Miscellaneous	49,763
Total general revenues	9,108,790
Change in net position	5,609,064
Net position at beginning of year (restated)	5,941,957
Net position at end of year	\$ 11,551,021

SEE ACCOMPANYING NOTES TO THE BASIC FINANCIAL STATEMENTS

**RIVERSIDE LOCAL SCHOOL DISTRICT
LOGAN COUNTY, OHIO**

BALANCE SHEET
GOVERNMENTAL FUNDS
JUNE 30, 2018

	<u>General</u>	<u>Capital Projects</u>	<u>Nonmajor Governmental Funds</u>	<u>Total Governmental Funds</u>
Assets:				
Equity in pooled cash and cash equivalents.	\$ 8,029,523	\$ 1,435,451	\$ 898,316	\$ 10,363,290
Receivables:				
Property taxes.	1,694,529	-	383,420	2,077,949
Income taxes	573,285	-	-	573,285
Accrued interest	35,011	-	-	35,011
Intergovernmental.	13,021	-	34,259	47,280
Prepayments.	8,817	-	431	9,248
Materials and supplies inventory.	-	-	453	453
Inventory held for resale.	-	-	4,374	4,374
Total assets	<u>\$ 10,354,186</u>	<u>\$ 1,435,451</u>	<u>\$ 1,321,253</u>	<u>\$ 13,110,890</u>
Liabilities:				
Accounts payable	\$ 35,177	\$ -	\$ 3,989	\$ 39,166
Contracts payable.	48,975	-	117,667	166,642
Retainage payable.	2,160	-	6,193	8,353
Accrued wages and benefits payable	386,329	-	36,087	422,416
Intergovernmental payable	20,628	-	426	21,054
Pension and post employment benefits payable.	89,350	-	12,177	101,527
Total liabilities.	<u>582,619</u>	<u>-</u>	<u>176,539</u>	<u>759,158</u>
Deferred inflows of resources:				
Property taxes levied for the next fiscal year.	1,266,240	-	283,173	1,549,413
Delinquent property tax revenue not available.	129,292	-	29,255	158,547
Income tax revenue not available	104,325	-	-	104,325
Accrued interest not available.	12,637	-	-	12,637
Intergovernmental revenue not available.	-	-	10,648	10,648
Total deferred inflows of resources	<u>1,512,494</u>	<u>-</u>	<u>323,076</u>	<u>1,835,570</u>
Fund balances:				
Nonspendable:				
Materials and supplies inventory.	-	-	453	453
Prepays.	8,817	-	431	9,248
Restricted:				
Debt service	-	-	595,314	595,314
Capital improvements	-	-	32,248	32,248
Classroom facilities maintenance	-	-	122,807	122,807
Food service operations	-	-	46,658	46,658
Targeted academic assistance	-	-	2,072	2,072
Other purposes.	-	-	3,025	3,025
Extracurricular.	-	-	28,460	28,460
Committed:				
Capital improvements	-	1,435,451	-	1,435,451
Student and staff support	6,052	-	-	6,052
Termination benefits.	146,888	-	-	146,888
Student instruction	31,750	-	-	31,750
Assigned:				
Student instruction	21,014	-	-	21,014
Student and staff support.	110,892	-	-	110,892
Extracurricular activities	3,999	-	-	3,999
Other purposes.	10,614	-	-	10,614
Unassigned (deficit)	7,919,047	-	(9,830)	7,909,217
Total fund balances	<u>8,259,073</u>	<u>1,435,451</u>	<u>821,638</u>	<u>10,516,162</u>
Total liabilities, deferred inflows and fund balances	<u>\$ 10,354,186</u>	<u>\$ 1,435,451</u>	<u>\$ 1,321,253</u>	<u>\$ 13,110,890</u>

SEE ACCOMPANYING NOTES TO THE BASIC FINANCIAL STATEMENTS

**RIVERSIDE LOCAL SCHOOL DISTRICT
LOGAN COUNTY, OHIO**

RECONCILIATION OF TOTAL GOVERNMENTAL FUND BALANCES TO
NET POSITION OF GOVERNMENTAL ACTIVITIES
JUNE 30, 2018

Total governmental fund balances		\$	10,516,162
<i>Amounts reported for governmental activities on the statement of net position are different because:</i>			
Capital assets used in governmental activities are not financial resources and therefore are not reported in the funds.			9,285,286
Other long-term assets are not available to pay for current-period expenditures and therefore are deferred inflows in the funds.			
Delinquent property taxes	\$	158,547	
Income taxes		104,325	
Accrued interest		12,637	
Intergovernmental		10,648	
Total		10,648	286,157
Unamortized deferred charges are not recognized in the funds.			(4,053)
Accrued interest payable is not due and payable in the current period and therefore is not reported in the funds.			(1,158)
The net pension liability is not due and payable in the current period; therefore, the liability and related deferred inflows/outflows are not reported in governmental funds:			
Deferred outflows of resources - pension		2,284,981	
Deferred inflows of resources - pension		(510,467)	
Net pension liability		(7,373,646)	
Total		(7,373,646)	(5,599,132)
The net OPEB liability is not due and payable in the current period; therefore, the liability and related deferred inflows/outflows are not reported in governmental funds:			
Deferred outflows of resources - OPEB		114,048	
Deferred inflows of resources - OPEB		(193,454)	
Net OPEB liability		(1,663,038)	
Total		(1,663,038)	(1,742,444)
Long-term liabilities, including bonds payable, are not due and payable in the current period and therefore are not reported in the funds.			
General obligation bonds		(845,000)	
Compensated absences		(344,797)	
Total		(1,189,797)	(1,189,797)
Net position of governmental activities		\$	11,551,021

SEE ACCOMPANYING NOTES TO THE BASIC FINANCIAL STATEMENTS

**RIVERSIDE LOCAL SCHOOL DISTRICT
LOGAN COUNTY, OHIO**

STATEMENT OF REVENUES, EXPENDITURES AND CHANGES IN FUND BALANCES
GOVERNMENTAL FUNDS
FOR THE FISCAL YEAR ENDED JUNE 30, 2018

	<u>General</u>	<u>Capital Projects</u>	<u>Nonmajor Governmental Funds</u>	<u>Total Governmental Funds</u>
Revenues:				
From local sources:				
Property taxes	\$ 1,696,327	\$ -	\$ 390,846	\$ 2,087,173
Income taxes	1,405,636	-	-	1,405,636
Tuition	462,277	-	-	462,277
Transportation fees	313	-	-	313
Earnings on investments	40,788	-	739	41,527
Charges for services	-	-	158,247	158,247
Extracurricular	1,600	-	37,944	39,544
Classroom materials and fees	3,040	-	-	3,040
Contributions and donations	8,808	-	-	8,808
Other local revenues	40,955	-	10,086	51,041
Intergovernmental - intermediate	3,405	-	1,400	4,805
Intergovernmental - state	5,770,192	-	81,039	5,851,231
Intergovernmental - federal	-	-	682,694	682,694
Total revenues	<u>9,433,341</u>	<u>-</u>	<u>1,362,995</u>	<u>10,796,336</u>
Expenditures:				
Current:				
Instruction:				
Regular	3,622,750	-	23,201	3,645,951
Special	727,654	-	322,371	1,050,025
Vocational	48	-	-	48
Other	74,198	-	53,855	128,053
Support services:				
Pupil	238,601	-	36,567	275,168
Instructional staff	223,741	-	1,731	225,472
Board of education	12,756	-	-	12,756
Administration	518,823	-	-	518,823
Fiscal	278,554	-	9,194	287,748
Business	2,918	-	-	2,918
Operations and maintenance	650,672	-	185,487	836,159
Pupil transportation	375,026	-	4,338	379,364
Central	25,674	-	-	25,674
Operation of non-instructional services:				
Other non-instructional services	24,188	-	46,322	70,510
Food service operations	-	-	328,839	328,839
Extracurricular activities	266,938	-	70,318	337,256
Facilities acquisition and construction	-	54,972	-	54,972
Debt service:				
Principal retirement	23,517	-	195,000	218,517
Interest and fiscal charges	2,099	-	16,211	18,310
Total expenditures	<u>7,068,157</u>	<u>54,972</u>	<u>1,293,434</u>	<u>8,416,563</u>
Excess (deficiency) of revenues over (under) expenditures	<u>2,365,184</u>	<u>(54,972)</u>	<u>69,561</u>	<u>2,379,773</u>
Other financing sources (uses):				
Sale of capital assets	23,174	-	-	23,174
Transfers in	-	1,090,000	27,000	1,117,000
Transfers (out)	<u>(1,117,000)</u>	<u>-</u>	<u>-</u>	<u>(1,117,000)</u>
Total other financing sources (uses)	<u>(1,093,826)</u>	<u>1,090,000</u>	<u>27,000</u>	<u>23,174</u>
Net change in fund balances	1,271,358	1,035,028	96,561	2,402,947
Fund balances at beginning of year	<u>6,987,715</u>	<u>400,423</u>	<u>725,077</u>	<u>8,113,215</u>
Fund balances at end of year	<u>\$ 8,259,073</u>	<u>\$ 1,435,451</u>	<u>\$ 821,638</u>	<u>\$ 10,516,162</u>

SEE ACCOMPANYING NOTES TO THE BASIC FINANCIAL STATEMENTS

**RIVERSIDE LOCAL SCHOOL DISTRICT
LOGAN COUNTY, OHIO**

RECONCILIATION OF THE STATEMENT OF REVENUES, EXPENDITURES
AND CHANGES IN FUND BALANCES OF GOVERNMENTAL FUNDS
TO THE STATEMENT OF ACTIVITIES
FOR THE FISCAL YEAR ENDED JUNE 30, 2018

Net change in fund balances - total governmental funds	\$	2,402,947
<i>Amounts reported for governmental activities in the statement of activities are different because:</i>		
Governmental funds report capital outlays as expenditures. However, in the statement of activities, the cost of those assets is allocated over their estimated useful lives as depreciation expense. This is the amount by which depreciation exceeded capital outlay in the current period.		
Capital asset additions	\$ 338,385	
Current year depreciation	(493,267)	
Total		(154,882)
Revenues in the statement of activities that do not provide current financial resources are not reported as revenues in the funds.		
Delinquent property taxes	(16,392)	
Income taxes	14,830	
Accrued interest	5,439	
Intergovernmental	9,741	
Total		13,618
Repayment of bond and capital lease principal is an expenditure in the governmental funds, but the repayment reduces long-term liabilities on the statement of net position. Principal payments during the year were:		
Bonds	195,000	
Capital leases	23,517	
Total		218,517
In the statement of activities, interest is accrued on outstanding bonds, whereas in governmental funds, an interest expenditure is reported when due. The following items resulted in additional interest being reported in the statement of activities:		
Increase in accrued interest payable	267	
Amortization of deferred charges	917	
Total		1,184
Contractually required pension contributions are reported as expenditures in governmental funds; however, the statement of net position reports these amounts as deferred outflows.		533,374
Except for amounts reported as deferred inflows/outflows, changes in the net pension liability are reported as pension expense in the statement of activities.		2,359,746
Contractually required OPEB contributions are reported as expenditures in governmental funds; however, the statement of net position reports these amounts as deferred outflows.		22,067
Except for amounts reported as deferred inflows/outflows, changes in the net OPEB liability are reported as OPEB expense in the statement of activities.		237,528
Some expenses reported in the statement of activities, such as compensated absences, do not require the use of current financial resources and therefore are not reported as expenditures in governmental funds.		(25,035)
Change in net position of governmental activities	\$	5,609,064

SEE ACCOMPANYING NOTES TO THE BASIC FINANCIAL STATEMENTS

**RIVERSIDE LOCAL SCHOOL DISTRICT
LOGAN COUNTY, OHIO**

STATEMENT OF REVENUES, EXPENDITURES AND CHANGES IN
FUND BALANCE - BUDGET AND ACTUAL (NON-GAAP BUDGETARY BASIS)
GENERAL FUND
FOR THE FISCAL YEAR ENDED JUNE 30, 2018

	<u>Budgeted Amounts</u>			Variance with Final Budget Positive (Negative)
	<u>Original</u>	<u>Final</u>	<u>Actual</u>	
Revenues:				
From local sources:				
Property taxes	\$ 1,504,361	\$ 1,504,361	\$ 1,532,476	\$ 28,115
Income taxes	1,255,273	1,255,273	1,344,656	89,383
Tuition	415,628	415,628	462,277	46,649
Transportation fees	3,855	3,855	313	(3,542)
Earnings on investments	85,000	85,000	146,016	61,016
Classroom materials and fees	-	-	3,040	3,040
Other local revenues	30,000	30,000	40,859	10,859
Intergovernmental - intermediate	-	-	3,405	3,405
Intergovernmental - state	5,542,136	5,542,136	5,730,956	188,820
Total revenues	<u>8,836,253</u>	<u>8,836,253</u>	<u>9,263,998</u>	<u>427,745</u>
Expenditures:				
Current:				
Instruction:				
Regular	3,272,191	3,676,344	3,662,386	13,958
Special	729,342	818,725	718,828	99,897
Other	64,674	72,600	72,233	367
Support services:				
Pupil	194,476	218,310	231,370	(13,060)
Instructional staff	193,350	217,045	221,792	(4,747)
Board of education	11,291	12,675	12,745	(70)
Administration	468,402	525,806	545,062	(19,256)
Fiscal	255,922	287,286	283,654	3,632
Operations and maintenance	649,279	728,850	735,068	(6,218)
Pupil transportation	353,573	396,904	383,559	13,345
Central	31,179	35,000	25,674	9,326
Other operation of non-instructional services	23,308	26,164	20,004	6,160
Extracurricular activities	283,859	318,647	270,085	48,562
Debt service:				
Principal	23,517	23,517	23,517	-
Interest and fiscal charges	2,099	2,099	2,099	-
Total expenditures	<u>6,556,462</u>	<u>7,359,972</u>	<u>7,208,076</u>	<u>151,896</u>
Excess of revenues over expenditures	<u>2,279,791</u>	<u>1,476,281</u>	<u>2,055,922</u>	<u>579,641</u>
Other financing sources (uses):				
Sale of capital assets	-	-	23,174	23,174
Transfers (out)	(1,013,316)	(1,137,500)	(1,117,000)	20,500
Refund of prior year's expenditures	-	-	9,312	9,312
Other uses	(2,494)	(2,800)	(249)	2,551
Total other financing sources (uses)	<u>(1,015,810)</u>	<u>(1,140,300)</u>	<u>(1,084,763)</u>	<u>55,537</u>
Net change in fund balance	1,263,981	335,981	971,159	635,178
Fund balance at beginning of year	6,630,280	6,630,280	6,630,280	-
Prior year encumbrances appropriated	161,677	161,677	161,677	-
Fund balance at end of year	<u>\$ 8,055,938</u>	<u>\$ 7,127,938</u>	<u>\$ 7,763,116</u>	<u>\$ 635,178</u>

SEE ACCOMPANYING NOTES TO THE BASIC FINANCIAL STATEMENTS

**RIVERSIDE LOCAL SCHOOL DISTRICT
LOGAN COUNTY, OHIO**

STATEMENT OF FIDUCIARY NET POSITION
FIDUCIARY FUNDS
JUNE 30, 2018

	Private-Purpose Trust	
	Scholarship	Agency
Assets:		
Current assets:		
Equity in pooled cash and cash equivalents	\$ 176,990	\$ 43,071
Total assets.	176,990	\$ 43,071
Liabilities:		
Due to students.	-	\$ 43,071
Total liabilities	-	\$ 43,071
Net position:		
Held in trust for scholarships	176,990	
Total net position.	\$ 176,990	

SEE ACCOMPANYING NOTES TO THE BASIC FINANCIAL STATEMENTS

**RIVERSIDE LOCAL SCHOOL DISTRICT
LOGAN COUNTY, OHIO**

STATEMENT OF CHANGES IN FIDUCIARY NET POSITION
FIDUCIARY FUNDS
FOR THE FISCAL YEAR ENDED JUNE 30, 2018

	Private-Purpose Trust
	Scholarship
Additions:	
Interest	\$ 2,923
Gifts and contributions.	54,002
Total additions.	56,925
 Deductions:	
Scholarships awarded	5,500
Change in net position	51,425
Net position at beginning of year.	125,565
Net position at end of year	\$ 176,990

SEE ACCOMPANYING NOTES TO THE BASIC FINANCIAL STATEMENTS

**RIVERSIDE LOCAL SCHOOL DISTRICT
LOGAN COUNTY**

NOTES TO THE BASIC FINANCIAL STATEMENTS
FOR THE FISCAL YEAR ENDED JUNE 30, 2018

NOTE 1 - DESCRIPTION OF THE SCHOOL DISTRICT

The Riverside Local School District (the “District”) is a body politic and corporate established for the purpose of exercising the rights and the privileges conveyed to it by the constitution and laws of the State of Ohio. The District is a local school district as defined by Section 3311.03 of the Ohio Revised Code. The District operates under an elected Board of Education (5 members) and is responsible for the provision of public education to residents of the District. The Board oversees the operations of the District’s instructional/support facility staffed by 38 non-certified and 52 certified full-time teaching personnel who provide services to 705 students and other community members.

NOTE 2 - SUMMARY OF SIGNIFICANT ACCOUNTING POLICIES

The basic financial statements of the District have been prepared in conformity with accounting principles generally accepted in the United States of America (GAAP) as applied to governmental units. The Governmental Accounting Standards Board (GASB) is the accepted standard-setting body for establishing governmental accounting and financial reporting principles. The District’s significant accounting policies are described below.

A. Reporting Entity

The reporting entity has been defined in accordance with GASB Statement No. 14, “The Financial Reporting Entity” as amended by GASB Statement No. 39, “Determining Whether Certain Organizations Are Component Units” and GASB Statement No. 61, “The Financial Reporting Entity: Omnibus an Amendment of GASB Statements No. 14 and No. 34”. The reporting entity is composed of the primary government and component units. The primary government consists of all funds, departments, boards and agencies that are not legally separate from the District. For the District, this includes general operations, food service, and student related activities of the District.

Component units are legally separate organizations for which the District is financially accountable. The District is financially accountable for an organization if the District appoints a voting majority of the organization’s Governing Board and (1) the District is able to significantly influence the programs or services performed or provided by the organization; or (2) the District is legally entitled to or can otherwise access the organization’s resources; or (3) the District is legally obligated or has otherwise assumed the responsibility to finance the deficits of, or provide financial support to, the organization; or (4) the District is obligated for the debt of the organization. Component units may also include organizations that are fiscally dependent on the District in that the District approves the budget, the issuance of debt or the levying of taxes. Certain organizations are also included as component units if the nature and significance of the relationship between the primary government and the organization is such that exclusion by the primary government would render the primary government’s financial statements incomplete or misleading. Based upon the application of these criteria, the District has no component units. The basic financial statements of the reporting entity include only those of the District (the primary government).

**RIVERSIDE LOCAL SCHOOL DISTRICT
LOGAN COUNTY**

NOTES TO THE BASIC FINANCIAL STATEMENTS
FOR THE FISCAL YEAR ENDED JUNE 30, 2018

NOTE 2 - SUMMARY OF SIGNIFICANT ACCOUNTING POLICIES - (Continued)

The following organizations are described due to their relationship to the District:

GROUP PURCHASING POOLS

Workers' Compensation Group Rating Program

The District participates in a Workers' Compensation Group Rating Program (GRP) administered by CompManagement. The intent of the GRP is to achieve the benefit of a reduced premium for the District by virtue of its grouping and representation with other participants in the GRP. The District pays a fee to the GRP to cover the costs of administering the program.

Southwestern Ohio Educational Purchasing Council

The Southwest Ohio Educational Purchasing Council (EPC) combines the purchasing power of approximately 130 member school districts in 19 counties. The EPC is governed by a constitution and executive board. Each member district has a representative. To obtain financial information contact Ken Swink at Ken.Swink@SPECschools.org.

Ohio School Plan

The Ohio School Plan (the "Plan") is a shared liability, property and fleet insurance risk pool which is governed by a Board of thirteen school superintendents, business managers and treasurers. Harcum-Schuett, the insurance agency, has one board seat. OSBA, BASA and OASBO executive directors serve as ex-officio members. 450 educational entities are served by the Plan. The Plan's board elects officers for one year terms to serve as the Board of Directors. The assembly exercises control over the operation of the plan. All Plan revenues are generated from charges for services. For more information, write to the Ohio School Plan, Hylant Administrative Services, LLC., 811 Madison Avenue, P.O. Box 2083, Toledo, Ohio 43603-2083.

JOINTLY GOVERNED ORGANIZATIONS

Western Ohio Computer Organization

The District is a participant in the Western Ohio Computer Organization (WOCO). WOCO is a council of governments established for the purpose of exercising the rights and privileges conveyed to it by the constitution and laws of the state of Ohio, and is composed of 26 school districts, 3 educational service centers, 2 parochial schools, 2 career centers and 4 community schools. It was formed for the purpose of applying modern technology with the aid of computers and other electronic equipment to the administrative and instructional functions of member districts. The Organization is governed by a Board of Directors consisting of 14 members: two Superintendents from each county that is represented, one treasurer representative, a student services representative, one city school representative and non-voting independent district representative. The degree of control exercised by any participating member is limited to its representation on the Board. Financial information can be obtained from Marcia Wierwille, who serves as Treasurer, at 129 East Court Street, Sidney, Ohio 45365.

**RIVERSIDE LOCAL SCHOOL DISTRICT
LOGAN COUNTY**

NOTES TO THE BASIC FINANCIAL STATEMENTS
FOR THE FISCAL YEAR ENDED JUNE 30, 2018

NOTE 2 - SUMMARY OF SIGNIFICANT ACCOUNTING POLICIES - (Continued)

Ohio Hi-Point Joint Vocational School District

The Ohio Hi-Point Joint Vocational School District (JVS) is a distinct political subdivision of the State of Ohio that provides vocational education to students. The JVS is operated under the direction of a Board consisting of one representative from participating school districts' elected boards. The degree of control exercised by the District is limited to its representation on the Board. The Board is its own budgeting and taxing authority. Financial information can be obtained from the Ohio Hi-Point Joint Vocational School District, R. Eric Adelsberger, who serves as Treasurer, at 2280 State Route 540, Bellefontaine, Ohio 43311.

Logan County Education Foundation

The Logan County Education Foundation was established to secure and distribute contributions from individuals, corporations, and foundations for the benefit of students within the county. The Foundation promotes, sponsors, and encourages the pursuit of excellence in education for students. The Foundation is managed by a Board of Trustees composed of six trustees from each school district. These trustees are nominated by their local school boards including Bellefontaine City School District, Benjamin Logan Local School District, Indian Lake Local School District, and Riverside Local School District. The Executive Board is comprised of the Logan County Educational Service Center Superintendent representing the three local school districts and the Bellefontaine City School District Superintendent representing the city school district. Financial information can be obtained by contacting Eric Tom, who serves as Financial Advisor, 121 S. Opera Street, Bellefontaine, Ohio 43311.

B. Fund Accounting

The District uses funds to maintain its financial records during the year. A fund is defined as a fiscal and accounting entity with a self balancing set of accounts. There are three categories of funds: governmental, proprietary and fiduciary. The District does not have proprietary funds.

GOVERNMENTAL FUNDS

Governmental funds are those through which most governmental functions typically are financed. Governmental fund reporting focuses on the sources, uses and balances of current financial resources. Expendable assets are assigned to the various governmental funds according to the purposes for which they may or must be used. Current liabilities are assigned to the fund from which they will be paid. The difference between governmental fund assets plus deferred outflows of resources and liabilities plus deferred inflows of resources is reported as fund balance.

The following are the District's major governmental funds:

General fund - The general fund is used to account for and report all financial resources not accounted for and reported in another fund. The general fund balance is available for any purpose provided it is expended or transferred according to the general laws of Ohio.

Capital projects fund - The capital projects fund is used to accumulate money for capital projects of the District.

**RIVERSIDE LOCAL SCHOOL DISTRICT
LOGAN COUNTY**

NOTES TO THE BASIC FINANCIAL STATEMENTS
FOR THE FISCAL YEAR ENDED JUNE 30, 2018

NOTE 2 - SUMMARY OF SIGNIFICANT ACCOUNTING POLICIES - (Continued)

Other governmental funds of the District are used to account for (a) financial resources that are restricted, committed, or assigned to expenditures for capital outlays including the acquisition or construction of capital facilities and other capital assets, (b) specific revenue sources that are restricted or committed to an expenditure for specified purposes other than debt service or capital projects and (c) financial resources that are restricted for debt service.

FIDUCIARY FUNDS

Fiduciary fund reporting focuses on net position and changes in net position. The fiduciary fund category is split into four classifications: pension trust funds, investment trust funds, private-purpose trust funds and agency funds. Trust funds are used to account for assets held by the District under a trust agreement for individuals, private organizations, or other governments and are therefore not available to support the District's own programs. The District's only trust fund is a private-purpose trust which accounts for scholarship programs for students. Agency funds are custodial in nature (assets equal liabilities) and do not involve measurement of results of operations. The District's agency fund accounts for student activities.

C. Basis of Presentation and Measurement Focus

Government-wide Financial Statements - The statement of net position and the statement of activities display information about the District as a whole. These statements include the financial activities of the primary government, except for fiduciary funds.

The government-wide statement of activities presents a comparison between direct expenses and program revenues for each function or program of the governmental activities of the District. Direct expenses are those that are specifically associated with a service, program or department and therefore clearly identifiable to a particular function. Program revenues include amounts paid by the recipient of goods or services offered by the program and grants and contributions that are restricted to meeting the operational or capital requirements of a particular program. Revenues not classified as program revenues are presented as general revenues of the District.

The government-wide financial statements are prepared using the economic resources measurement focus. All assets, deferred outflows of resources, liabilities and deferred inflows of resources associated with the operation of the District are included on the statement of net position.

Fund Financial Statements - Fund financial statements report detailed information about the District. The focus of governmental fund financial statements is on major funds rather than reporting funds by type. Each major fund is presented in a separate column, and all nonmajor funds are aggregated into one column. Fiduciary funds are reported by fund type.

All governmental funds are accounted for using a flow of current financial resources measurement focus. With this measurement focus, only current assets, current deferred outflows of resources, current liabilities and current deferred inflows of resources generally are included on the balance sheet. The statement of revenues, expenditures and changes in fund balances reports on the sources (i.e., revenues and other financing sources) and uses (i.e., expenditures and other financing uses) of current financial resources. This approach differs from the manner in which the governmental activities of the government-wide financial statements are prepared. Governmental fund financial statements therefore include a reconciliation with brief explanations to better identify the relationship between the government-wide statements and the statements for governmental funds.

**RIVERSIDE LOCAL SCHOOL DISTRICT
LOGAN COUNTY**

NOTES TO THE BASIC FINANCIAL STATEMENTS
FOR THE FISCAL YEAR ENDED JUNE 30, 2018

NOTE 2 - SUMMARY OF SIGNIFICANT ACCOUNTING POLICIES - (Continued)

The private-purpose trust fund is reported using the economic resources measurement focus. The agency fund does not report a measurement focus as it does not report operations.

D. Basis of Accounting

Basis of accounting determines when transactions are recorded in the financial records and reported on the financial statements. Government-wide financial statements are prepared using the accrual basis of accounting. Governmental funds use the modified accrual basis of accounting. Fiduciary funds also use the accrual basis of accounting.

Revenues - Exchange and Nonexchange Transactions - Revenue resulting from exchange transactions, in which each party gives and receives essentially equal value, is recorded on the accrual basis when the exchange takes place. On a modified accrual basis, revenue is recorded in the fiscal year in which the resources are measurable and become available. Available means that the resources will be collected within the current fiscal year or are expected to be collected soon enough thereafter to be used to pay liabilities of the current fiscal year. For the District, available means expected to be received within sixty days of fiscal year end.

Nonexchange transactions, in which the District receives value without directly giving equal value in return, include property taxes, income taxes, grants, entitlements and donations. On an accrual basis, revenue from property taxes is recognized in the fiscal year for which the taxes are levied (See Note 6).

Revenue from grants, entitlements and donations is recognized in the fiscal year in which all eligibility requirements have been satisfied. Eligibility requirements include timing requirements, which specify the year when the resources are required to be used or the fiscal year when use is first permitted, matching requirements, in which the District must provide local resources to be used for a specified purpose, and expenditure requirements, in which the resources are provided to the District on a reimbursement basis. On a modified accrual basis, revenue from nonexchange transactions must also be available before it can be recognized.

Under the modified accrual basis, the following revenue sources are considered to be both measurable and available at fiscal year end: property taxes available as an advance, income taxes, interest, tuition, grants, student fees and rentals.

Deferred Outflows of Resources and Deferred Inflows of Resources - In addition to assets, the government-wide statement of net position will report a separate section for deferred outflows of resources. Deferred outflows of resources, represents a consumption of net position that applies to a future period and will not be recognized as an outflow of resources (expense/expenditure) until then. For the District, see Notes 14 and 15 for deferred outflows of resources related the District's net pension liability and net OPEB liability, respectively. In addition, deferred outflows of resources include a deferred charge on debt refunding. A deferred charge on refunding results from the difference in the carrying value of refunded debt and its reacquisition price. This amount is deferred and amortized over the shorter of the life of the refunded or refunding debt.

**RIVERSIDE LOCAL SCHOOL DISTRICT
LOGAN COUNTY**

NOTES TO THE BASIC FINANCIAL STATEMENTS
FOR THE FISCAL YEAR ENDED JUNE 30, 2018

NOTE 2 - SUMMARY OF SIGNIFICANT ACCOUNTING POLICIES - (Continued)

In addition to liabilities, both the government-wide statement of net position and the governmental fund financial statements report a separate section for deferred inflows of resources. Deferred inflows of resources represent an acquisition of net position that applies to a future period and will not be recognized as an inflow of resources (revenue) until that time. For the District, deferred inflows of resources include property taxes and unavailable revenue. Property taxes represent amounts for which there is an enforceable legal claim as of June 30, 2018, but which were levied to finance fiscal year 2019 operations. These amounts have been recorded as a deferred inflow of resources on both the government-wide statement of net position and the governmental fund financial statements.

Unavailable revenue is reported only on the governmental funds balance sheet, and represents receivables which will not be collected within the available period. For the District unavailable revenue includes, but is not limited to, delinquent property taxes, income tax and intergovernmental grants. These amounts are deferred and recognized as an inflow of resources in the period the amounts become available.

For the District, see Notes 14 and 15 for deferred inflows of resources related to the District's net pension liability and net OPEB liability, respectively. This deferred inflow of resources is only reported on the government-wide statement of net position.

Expenses/Expenditures - On the accrual basis of accounting, expenses are recognized at the time they are incurred. The entitlement value of donated commodities used during the year is reported in the statement of revenues, expenditures and changes in fund balances as an expenditure with a like amount reported as intergovernmental revenue.

The measurement focus of governmental fund accounting is on decreases in net financial resources (expenditures) rather than expenses. Expenditures are generally recognized in the accounting period in which the related fund liability is incurred, if measurable. Allocations of cost, such as depreciation and amortization, are not recognized in governmental funds.

E. Budgets

All funds, except agency funds, are legally required to be budgeted and appropriated. The major documents prepared are the tax budget, the certificate of estimated resources, and the appropriations resolution, all of which are prepared on the budgetary basis of accounting. The tax budget demonstrates a need for existing or increased tax rates. The certificate of estimated resources establishes a limit on the amount the Board of Education may appropriate. The appropriations resolution is the Board's authorization to spend resources and sets annual limits on expenditures plus encumbrances at the level of control selected by the Board. The legal level of budgetary control is at the fund level for all funds. Any budgetary modifications at this level may only be made by the Board of Education. Budgetary allocations at the function and object level in all funds are made by the Treasurer.

The certificate of estimated resources may be amended during the year if projected increases or decreases in revenue are identified by the Treasurer. The amounts reported as the original budgeted amounts on the budgetary statements reflect the amounts on the certificate of estimated resources when the original appropriations were adopted. The amounts reported as the final budgeted amounts on the budgetary statements reflect the amounts on the amended certificate of estimated resources in effect at the time final appropriations were passed by the Board.

**RIVERSIDE LOCAL SCHOOL DISTRICT
LOGAN COUNTY**

NOTES TO THE BASIC FINANCIAL STATEMENTS
FOR THE FISCAL YEAR ENDED JUNE 30, 2018

NOTE 2 - SUMMARY OF SIGNIFICANT ACCOUNTING POLICIES - (Continued)

The appropriation resolution is subject to amendment throughout the year with the restriction that appropriations cannot exceed estimated resources. The amounts reported as the original budgeted amounts reflect the first appropriation resolution for that fund that covered the entire fiscal year, including amounts automatically carried forward from prior fiscal years. The amounts reported as the original and final budgeted amounts represent the original and final appropriation amounts passed by the Board during the fiscal year.

F. Cash and Investments

To improve cash management, cash received by the District is pooled in a central bank account. Monies for all funds are maintained in this pool. Individual fund integrity is maintained through the District's records. Each fund's interest in the pool is presented as "equity in pooled cash and cash equivalents" on the basic financial statements.

During fiscal year 2018, investments were limited to nonnegotiable certificates of deposit, negotiable certificates of deposits and investments in the State Treasury Asset Reserve of Ohio (STAR Ohio). Except for nonparticipating investment contracts, investments are reported at fair value, which is based on quoted market prices. Nonparticipating investment contracts, such as nonnegotiable certificates of deposit, are reported at cost.

STAR Ohio (the State Treasury Asset Reserve of Ohio), is an investment pool managed by the State Treasurer's Office which allows governments within the State to pool their funds for investment purposes. STAR Ohio is not registered with the SEC as an investment company, but has adopted Governmental Accounting Standards Board (GASB), Statement No. 79, "Certain External Investment Pools and Pool Participants." The District measures its investment in STAR Ohio at the net asset value (NAV) per share provided by STAR Ohio. The NAV per share is calculated on an amortized cost basis that provides an NAV per share that approximates fair value.

For fiscal year 2018, there were no limitations or restrictions on any participant withdrawals due to redemption notice periods, liquidity fees, or redemption gates. However, notice must be given 24 hours in advance of all deposits and withdrawals exceeding \$25 million. STAR Ohio reserves the right to limit the transaction to \$50 million, requiring the excess amount to be transacted the following business day(s), but only to the \$50 million limit. All accounts of the participant will be combined for these purposes.

Under existing Ohio statutes all investment earnings are assigned to the general fund unless statutorily required to be credited to a specific fund. By policy of the Board of Education, investment earnings are assigned to the general fund. Interest revenue credited to the general fund during fiscal year 2018 amounted to \$40,788, which includes \$7,151 assigned from other funds.

For presentation on the basic financial statements, investments of the cash management pool and investments with original maturities of three months or less at the time they are purchased by the District are considered to be cash equivalents. Investments with an initial maturity of more than three months are reported as investments.

An analysis of the District's investment account at year end is provided in Note 4.

**RIVERSIDE LOCAL SCHOOL DISTRICT
LOGAN COUNTY**

NOTES TO THE BASIC FINANCIAL STATEMENTS
FOR THE FISCAL YEAR ENDED JUNE 30, 2018

NOTE 2 - SUMMARY OF SIGNIFICANT ACCOUNTING POLICIES - (Continued)

G. Inventory

On government-wide and fund financial statements, purchased inventories are presented at the lower of cost or market and donated commodities are presented at their entitlement value. Inventories are recorded on a first-in, first-out basis and are expensed when used. Inventories are accounted for using the consumption method.

Inventory consists of expendable supplies held for consumption, donated food and purchased food.

H. Capital Assets

General capital assets generally result from expenditures in the governmental funds. These assets are reported in the governmental activities column of the government-wide statement of net position, but are not reported in the fund financial statements.

All capital assets are capitalized at cost (or estimated historical cost) and updated for additions and deductions during the year. Donated capital assets are recorded at their acquisition values as of the date received. The District’s capitalization threshold is \$2,500. Improvements are capitalized; the costs of normal maintenance and repairs that do not add to the value of the asset or materially extend an asset’s life are not. The District does not possess infrastructure.

All reported capital assets except land and construction in progress are depreciated. Depreciation is computed using the straight-line method over the following useful lives:

<u>Description</u>	Governmental Activities <u>Estimated Lives</u>
Land improvements	15 - 30 years
Buildings and improvements	30 - 50 years
Furniture, fixtures and equipment	5 - 20 years
Vehicles	5 - 15 years
Textbooks	10 years

I. Interfund Balances

On fund financial statements, receivables and payables resulting from short-term interfund loans are classified as “interfund loans receivable/payable”. These amounts are eliminated in the governmental activities column on the statement of net position. The District had no interfund loans outstanding at June 30, 2018.

J. Compensated Absences

Compensated absences of the District consist of vacation leave and sick leave to the extent that payments to the employee for these absences are attributable to services already rendered and are not contingent on a specific event that is outside the control of the District and the employee.

**RIVERSIDE LOCAL SCHOOL DISTRICT
LOGAN COUNTY**

NOTES TO THE BASIC FINANCIAL STATEMENTS
FOR THE FISCAL YEAR ENDED JUNE 30, 2018

NOTE 2 - SUMMARY OF SIGNIFICANT ACCOUNTING POLICIES - (Continued)

In accordance with the provisions of GASB Statement No. 16, “Accounting for Compensated Absences”, a liability for vacation leave is accrued if a) the employees’ rights to payment are attributable to services already rendered; and b) it is probable that the employer will compensate the employees for the benefits through paid time off or other means, such as cash payment at termination or retirement. An accrual for earned sick leave is made to the extent that it is probable that the benefits will result in termination (severance) payments. A liability for sick leave is accrued using the vesting method; i.e., the liability is based on the sick leave accumulated at June 30, 2018, by those employees who are currently eligible to receive termination (severance) payments, as well as those employees expected to become eligible in the future. For purposes of establishing a liability for sick leave on employees expected to become eligible to retire in the future, all employees with 10 years of service were considered expected to become eligible to retire in accordance with GASB Statement No. 16.

The total liability for vacation and sick leave payments has been calculated using pay rates in effect at June 30, 2018 and reduced to the maximum payment allowed by labor contract and/or statute, plus any applicable additional salary related payments.

The entire compensated absence liability is reported on the government-wide financial statements.

For governmental fund financial statements, the current portion of unpaid compensated absences is the amount expected to be paid using expendable available resources. These amounts are recorded in the account “compensated absences payable” in the fund from which the employees who have accumulated unpaid leave are paid. The noncurrent portion of the liability is not reported.

K. Accrued Liabilities and Long-Term Obligations

All payables, accrued liabilities and long-term obligations are reported in the government-wide financial statements.

In general, governmental fund payables and accrued liabilities that, once incurred, are paid in a timely manner and in full from current financial resources, are reported as obligations of the funds. However, compensated absences that will be paid from governmental funds are reported as a liability in the fund financial statements only to the extent that they are due for payment during the current year. Bonds are recognized as a liability on the fund financial statements when due.

L. Unamortized Bond Premium and Discount/Issuance Costs/Unamortized Accounting Gain and Loss

Bond premiums are deferred and amortized over the term of the bonds using the straight-line method, which approximates the effective interest method. Bond premiums are presented as an addition to the face amount of the bonds. On fund financial statements and government-wide financial statements, issuance costs are expensed in the fiscal year they occur.

For bond refundings resulting in the defeasance of debt reported in the government-wide financial statements, the difference between the reacquisition price and the net carrying amount of the old debt is deferred and amortized as a component of interest expense. This accounting gain or loss is amortized over the remaining life of the old debt or the life of the new debt, whichever is shorter, and is presented as a deferred outflow of resources.

**RIVERSIDE LOCAL SCHOOL DISTRICT
LOGAN COUNTY**

NOTES TO THE BASIC FINANCIAL STATEMENTS
FOR THE FISCAL YEAR ENDED JUNE 30, 2018

NOTE 2 - SUMMARY OF SIGNIFICANT ACCOUNTING POLICIES - (Continued)

On the governmental fund financial statements, issuance costs and bond premiums are recognized in the current period. A reconciliation between the bonds face value and the amount reported on the statement of net position is presented in Note 11.A.

M. Fund Balance

Fund balance is divided into five classifications based primarily on the extent to which the District is bound to observe constraints imposed upon the use of the resources in the governmental funds. The classifications are as follows:

Nonspendable - The nonspendable fund balance classification includes amounts that cannot be spent because they are not in spendable form or legally required to be maintained intact. The “not in spendable form” criterion includes items that are not expected to be converted to cash.

Restricted - Fund balance is reported as restricted when constraints are placed on the use of resources that are either externally imposed by creditors (such as through debt covenants), grantors, contributors, or laws or regulations of other governments, or imposed by law through constitutional provisions or enabling legislation.

Committed - The committed fund balance classification includes amounts that can be used only for the specific purposes imposed by a formal action (resolution) of the District Board of Education (the highest level of decision making authority). Those committed amounts cannot be used for any other purpose unless the District Board of Education removes or changes the specified use by taking the same type of action (resolution) it employed to previously commit those amounts. Committed fund balance also incorporates contractual obligations to the extent that existing resources in the fund have been specifically committed for use in satisfying those contractual requirements.

Assigned - Amounts in the assigned fund balance classification are intended to be used by the District for specific purposes but do not meet the criteria to be classified as restricted nor committed. In governmental funds other than the general fund, assigned fund balance represents the remaining amount that is not restricted or committed. In the general fund, assigned amounts represent intended uses established by policies of the District Board of Education, which includes giving the Treasurer the authority to constrain monies for intended purposes.

Unassigned - Unassigned fund balance is the residual classification for the general fund and includes all spendable amounts not contained in the other classifications. In other governmental funds, the unassigned classification is only used to report a deficit fund balance resulting from overspending for specific purposes for which amounts had been restricted, committed, or assigned.

The District applies restricted resources first when expenditures are incurred for purposes for which restricted and unrestricted (committed, assigned, and unassigned) fund balance is available. Similarly, within unrestricted fund balance, committed amounts are reduced first followed by assigned, and then unassigned amounts when expenditures are incurred for purposes for which amounts in any of the unrestricted fund balance classifications could be used.

**RIVERSIDE LOCAL SCHOOL DISTRICT
LOGAN COUNTY**

NOTES TO THE BASIC FINANCIAL STATEMENTS
FOR THE FISCAL YEAR ENDED JUNE 30, 2018

NOTE 2 - SUMMARY OF SIGNIFICANT ACCOUNTING POLICIES - (Continued)

N. Net Position

Net position represents the difference between assets and deferred outflows and liabilities and deferred inflows. The net position component “net investment in capital assets,” consists of capital assets, net of accumulated depreciation, reduced by the outstanding balances of any borrowing used for the acquisition, construction or improvement of those assets. Deferred outflows of resources and deferred inflows of resources that are attributable to the acquisition, construction or improvement of those assets or related debt also should be included in this component of net position. Net position is reported as restricted when there are limitations imposed on its use either through the enabling legislation adopted by the District or through external restrictions imposed by creditors, grantors or laws or regulations of other governments. The amount restricted for other purposes represents amounts restricted for food service.

The District applies restricted resources first when an expense is incurred for purposes for which both restricted and unrestricted net position is available.

O. Estimates

The preparation of the basic financial statements in conformity with GAAP requires management to make estimates and assumptions that affect the amounts reported in the basic financial statements and accompanying notes. Actual results may differ from those estimates.

P. Interfund Activity

Exchange transactions between funds are reported as revenues in the seller funds and as expenditures/expenses in the purchaser funds. Flows of cash or goods from one fund to another without a requirement for repayment are reported as interfund transfers. Interfund transfers are reported as other financing sources/uses in governmental funds. Repayments from funds responsible for particular expenditures/expenses to the funds that initially paid for them are not presented on the basic financial statements.

Q. Pensions/Other Postemployment Benefits (OPEB)

For purposes of measuring the net pension/OPEB liability, information about the fiduciary net position of the pension/OPEB plans and additions to/deductions from their fiduciary net position have been determined on the same basis as they are reported by the pension/OPEB plan. For this purpose, benefit payments (including refunds of employee contributions) are recognized when due and payable in accordance with the benefit terms. The pension/OPEB plans report investments at fair value.

R. Extraordinary and Special Items

Extraordinary items are transactions or events that are both unusual in nature and infrequent in occurrence. Special items are transactions or events that are within the control of the Board of Education and that are either unusual in nature or infrequent in occurrence. Neither type of transaction occurred during fiscal year 2018.

**RIVERSIDE LOCAL SCHOOL DISTRICT
LOGAN COUNTY**

NOTES TO THE BASIC FINANCIAL STATEMENTS
FOR THE FISCAL YEAR ENDED JUNE 30, 2018

NOTE 2 - SUMMARY OF SIGNIFICANT ACCOUNTING POLICIES - (Continued)

S. Fair Market Value

The District categorizes its fair value measurements within the fair value hierarchy established by generally accepted accounting principles. The hierarchy is based on the valuation inputs used to measure the fair value of the asset. Level 1 inputs are quoted prices in active markets for identical assets; Level 2 inputs are significant other observable inputs; Level 3 inputs are significant unobservable inputs.

NOTE 3 - ACCOUNTABILITY AND COMPLIANCE

A. Change in Accounting Principles/Restatement of Net Position

For fiscal year 2018, the District has implemented GASB Statement No. 75, "Accounting and Financial Reporting for Postemployment Benefits Other Than Pension", GASB Statement No. 81 "Irrevocable Split-Interest Agreements" GASB Statement No. 85, "Omnibus 2017" and GASB Statement No. 86, "Certain Debt Extinguishments".

GASB Statement No. 75 improves the accounting and financial reporting by state and local governments for postemployment benefits other than pension (OPEB). It also improves information provided by state and local governmental employers about financial support for OPEB that is provided by other entities. The implementation of GASB Statement No. 75 affected the District's postemployment benefit plan disclosures, as presented in Note 15 to the basic financial statements, and added required supplementary information which is presented on pages 75-80 and 82.

GASB Statement No. 81 improves the accounting and financial reporting for irrevocable split-interest agreements by providing recognition and measurement guidance for situations in which a government is a beneficiary of the agreement. The implementation of GASB Statement No. 81 did not have an effect on the financial statements of the District.

GASB Statement No. 85 addresses practice issues that have been identified during implementation and application of certain GASB Statements. This Statement addresses a variety of topics including issues related to blending component units, goodwill, fair value measurement and application, and OPEB. The implementation of GASB Statement No. 85 did not have an effect on the financial statements of the District.

GASB Statement No. 86 improves consistency in accounting and financial reporting for in-substance defeasance of debt by providing guidance for transactions in which cash and other monetary assets acquired with only existing resources - resources other than the proceeds of refunding debt - are placed in an irrevocable trust for the sole purpose of extinguishing debt. This Statement also improves accounting and financial reporting for prepaid insurance on debt that is extinguished and notes to financial statements for debt that is defeased in substance. The implementation of GASB Statement No. 86 did not have an effect on the financial statements of the District.

**RIVERSIDE LOCAL SCHOOL DISTRICT
LOGAN COUNTY**

NOTES TO THE BASIC FINANCIAL STATEMENTS
FOR THE FISCAL YEAR ENDED JUNE 30, 2018

NOTE 3 - ACCOUNTABILITY AND COMPLIANCE - (Continued)

A net position restatement is required in order to implement GASB Statement No 75. The governmental activities at June 30, 2017 have been restated as follows:

	Governmental Activities
Net position as previously reported	\$ 7,943,996
Deferred outflows - payments subsequent to measurement date	14,383
Net OPEB liability	(2,016,422)
Restated net position at June 30, 2017	\$ 5,941,957

Other than employer contributions subsequent to the measurement date, the District made no restatement for deferred inflows/outflows of resources as the information needed to generate these restatements was not available. The restatement had no effect on fund balances.

B. Deficit Fund Balances

Fund balances at June 30, 2018 included the following individual fund deficits:

Nonmajor fund	Deficit
IDEA, Part B	\$ 1,803
Title I - disadvantaged children	8,027

The general fund is liable for any deficit in these funds and provides transfers when cash is required, not when accruals occur. The deficit fund balances occurred in a grant funds for which grant funding is provided on a reimbursement basis.

NOTE 4 - DEPOSITS AND INVESTMENTS

State statutes classify monies held by the District into three categories.

Active deposits are public deposits necessary to meet current demands on the treasury. Such monies must be maintained either as cash in the District treasury, in commercial accounts payable or withdrawable on demand, including negotiable order of withdrawal (NOW) accounts, or in money market deposit accounts.

Inactive deposits are public deposits that the Board of Education has identified as not required for use within the current five year period of designation of depositories. Inactive deposits must either be evidenced by certificates of deposit maturing not later than the end of the current period of designation of depositories, or by savings or deposit accounts including, but not limited to, passbook accounts.

Interim deposits are deposits of interim monies. Interim monies are those monies which are not needed for immediate use, but which will be needed before the end of the current period of designation of depositories.

Interim deposits must be evidenced by time certificates of deposit maturing not more than one year from the date of deposit or by savings or deposit accounts including passbook accounts.

**RIVERSIDE LOCAL SCHOOL DISTRICT
LOGAN COUNTY**

NOTES TO THE BASIC FINANCIAL STATEMENTS
FOR THE FISCAL YEAR ENDED JUNE 30, 2018

NOTE 4 - DEPOSITS AND INVESTMENTS - (Continued)

Interim monies may be deposited or invested in the following securities:

1. United States Treasury Notes, bills, bonds, or any other obligation or security issued by the United States Treasury or any other obligation guaranteed as to principal and interest by the United States;
2. Bonds, notes, debentures, or any other obligations or securities issued by any federal government agency or instrumentality, including, but not limited to, the Federal National Mortgage Association, Federal Home Loan Bank, Federal Farm Credit Bank, Federal Home Loan Mortgage Corporation, Government National Mortgage Association, and Student Loan Marketing Association. All federal agency securities shall be direct issuances of federal government agencies or instrumentalities;
3. Written repurchase agreements in the securities listed above provided that the market value of the securities subject to the repurchase agreement must exceed the principal value of the agreement by at least two percent and be marked to market daily, and that the term of the agreement must not exceed thirty days;
4. Bonds and other obligations of the State of Ohio;
5. No-load money market mutual funds consisting exclusively of obligations described in items (1) and (2) above and repurchase agreements secured by such obligations, provided that investments in securities described in this division are made only through eligible institutions;
6. The State Treasurer's investment pool the State Treasury Asset Reserve of Ohio (STAR Ohio);
7. Certain banker's acceptance and commercial paper notes for a period not to exceed one hundred eighty days from the purchase date in an amount not to exceed twenty-five percent of the interim monies available for investment at any one time; and,
8. Under limited circumstances, corporate debt interests rated in either of the two highest classifications by at least two nationally recognized rating agencies.

Protection of the District's deposits is provided by the Federal Deposit Insurance Corporation (FDIC), by eligible securities pledged by the financial institution as security for repayment, by surety company bonds deposited with the District by the financial institution or by a single collateral pool established by the financial institution to secure the repayment of all public monies deposited with the institution.

Investments in stripped principal or interest obligations, reverse repurchase agreements and derivatives are prohibited. The issuance of taxable notes for the purpose of arbitrage, the use of leverage and short selling are also prohibited. An investment must mature within five years from the date of purchase unless matched to a specific obligation or debt of the District and must be purchased with the expectation that it will be held to maturity. Investments may only be made through specified dealers and institutions. Payment for investments may be made only upon delivery of the securities representing the investments to the District or, if the securities are not represented by a certificate, upon receipt of confirmation of transfer from the custodian.

**RIVERSIDE LOCAL SCHOOL DISTRICT
LOGAN COUNTY**

NOTES TO THE BASIC FINANCIAL STATEMENTS
FOR THE FISCAL YEAR ENDED JUNE 30, 2018

NOTE 4 - DEPOSITS AND INVESTMENTS - (Continued)

A. Cash on Hand

At fiscal year-end, the District had \$100 in undeposited cash on hand which is included on the financial statements of the District as part of “equity in pooled cash and cash equivalents.

B. Deposits with Financial Institutions

At June 30, 2018, the carrying amount of all District deposits was \$2,135,359 and the bank balance of all District deposits was \$2,174,625. Of the bank balance, \$729,317 was covered by federal depository insurance, \$386,392 was covered by the Ohio Pooled Collateral System (OPCS) and \$1,058,916 was collateralized by pledged collateral held by a financial institution in the District’s name.

Custodial credit risk is the risk that, in the event of bank failure, the District will not be able to recover deposits or collateral securities that are in the possession of an outside party. The District has no deposit policy for custodial credit risk beyond the requirements of State statute. Ohio law requires that deposits either be insured or protected by (1) eligible securities pledged to the District and deposited with a qualified trustee by the financial institution as security for repayment whose market value at all times shall be at least 105 percent of the deposits being secured, or (2) participation in the OPCS, a collateral pool of eligible securities deposited with a qualified trustee and pledged to the Treasurer of State to secure the repayment of all public monies deposited in the financial institution. OPCS requires the total market value of the securities pledged to be 102 percent of the deposits being secured or a rate set by the Treasurer of State. For fiscal year 2018, certain District financial institutions did not participate in the OPCS while certain other financial institutions did participate in the OPCS. Those financial institutions that did participate were approved for a reduced collateral rate of 102 percent through the OPCS.

C. Investments

As of June 30, 2018, the District had the following investments and maturities:

Measurement/ Investment type	Measurement Amount	Investment Maturities			
		6 months or less	7 to 12 months	1 to 2 years	Greater than 24 months
<i>Net Asset Value:</i>					
STAR Ohio	\$ 2,633,747	\$ 2,633,747	\$ -	\$ -	\$ -
<i>Fair Value:</i>					
Negotiable CD's	<u>5,814,145</u>	<u>489,074</u>	<u>810,856</u>	<u>966,456</u>	<u>3,547,762</u>
Total	<u>\$ 8,447,892</u>	<u>\$ 3,122,821</u>	<u>\$ 810,856</u>	<u>\$ 966,456</u>	<u>\$ 3,547,762</u>

**RIVERSIDE LOCAL SCHOOL DISTRICT
LOGAN COUNTY**

NOTES TO THE BASIC FINANCIAL STATEMENTS
FOR THE FISCAL YEAR ENDED JUNE 30, 2018

NOTE 4 - DEPOSITS AND INVESTMENTS - (Continued)

STAR Ohio is measured at net asset value per share while all other investments are measured at fair value. Fair value is determined by quoted market prices and acceptable other pricing methodologies. The District categorizes its fair value measurements within the fair value hierarchy established by generally accepted accounting principles. The hierarchy is based on the valuation inputs used to measure the fair value of the asset. Level 1 inputs are quoted prices in active markets for identical assets. Level 2 inputs are significant other observable inputs. Level 3 inputs are significant unobservable inputs. The above table identifies the District's recurring fair value measurement as of June 30, 2018. As previously discussed STAR Ohio is reported at its net asset value.

The District's investments in negotiable certificates of deposit are valued using quoted market prices (Level 1 inputs).

The District's investments in negotiable certificates of deposit maintained by Charles Schwab are subject to coverage by the Securities Investor Protection Corporation (SIPC) due to Charles Schwab's status as an SIPC broker.

Interest Rate Risk: As a means of limiting its exposure to fair value losses arising from rising interest rates and according to State law, the District's investment policy limits investment portfolio maturities to five years or less.

Credit Risk: STAR Ohio carries a rating of AAAM by Standard and Poor's. Ohio law requires that STAR Ohio maintain the highest rating provided by at least one nationally recognized standard rating service. The District's investment policy does not specifically address credit risk beyond requiring the District to only invest in securities authorized by State statute.

Custodial Credit Risk: For an investment, custodial credit risk is the risk that, in the event of the failure of the counterparty, the District will not be able to recover the value of its investments or collateral securities that are in the possession of an outside party. The District's investment policy does not specifically address custodial credit risk beyond the adherence to all relevant sections of the Ohio Revised Code.

Concentration of Credit Risk: The District places no limit on the amount that may be invested in any one issuer. The following table includes the percentage of each investment type held by the District at June 30, 2018:

Measurement/ <u>Investment type</u>	Measurement	
	<u>Amount</u>	<u>% of Total</u>
STAR Ohio	\$ 2,633,747	31.18
Negotiable CD's	5,814,145	68.82
Total	<u>\$ 8,447,892</u>	<u>100.00</u>

**RIVERSIDE LOCAL SCHOOL DISTRICT
LOGAN COUNTY**

NOTES TO THE BASIC FINANCIAL STATEMENTS
FOR THE FISCAL YEAR ENDED JUNE 30, 2018

NOTE 4 - DEPOSITS AND INVESTMENTS - (Continued)

D. Reconciliation of Cash and Investments to the Statement of Net Position

The following is a reconciliation of cash and investments as reported in the note above to cash and investments as reported on the statement of net position as of June 30, 2018:

<u>Cash and investments per note</u>	
Carrying amount of deposits	\$ 2,135,359
Investments	8,447,892
Cash on hand	<u>100</u>
Total	<u>\$ 10,583,351</u>
 <u>Cash and investments per statements of net position</u>	
Governmental activities	\$ 10,363,290
Private-purpose trust fund	176,990
Agency fund	<u>43,071</u>
Total	<u>\$ 10,583,351</u>

NOTE 5 - INTERFUND TRANSACTIONS

Interfund transfers for the year ended June 30, 2018, consisted of the following, as reported on the fund financial statements:

<u>Transfer from:</u>	<u>Transfer to:</u>	<u>Amount</u>
General fund	Capital projects fund	\$ 1,090,000
General fund	Nonmajor governmental funds	<u>27,000</u>
		<u>\$ 1,117,000</u>

Transfers are used to (1) move revenues from the fund that statute or budget requires to collect them to the fund that statute or budget requires to expend them, (2) use unrestricted revenues collected in the general fund to finance various programs accounted for in other funds in accordance with budgetary authorizations and (3) restrict revenues for debt service through transfers from the funds collecting the receipts to the debt service fund (a nonmajor governmental fund) as debt service payments become due.

Interfund transfers between governmental funds are eliminated for reporting in the statement of activities.

All transfers were made in compliance with Ohio Revised Code Sections 5705.14, 5705.15 and 5705.16.

NOTE 6 - PROPERTY TAXES

Property taxes are levied and assessed on a calendar year basis while the District fiscal year runs from July through June. First half tax collections are received by the District in the second half of the fiscal year. Second half tax distributions occur in the first half of the following fiscal year.

**RIVERSIDE LOCAL SCHOOL DISTRICT
LOGAN COUNTY**

NOTES TO THE BASIC FINANCIAL STATEMENTS
FOR THE FISCAL YEAR ENDED JUNE 30, 2018

NOTE 6 - PROPERTY TAXES - (Continued)

Property taxes include amounts levied against all real property and public utility property. Real property tax revenues received in calendar year 2018 represent the collection of calendar year 2017 taxes. Real property taxes received in calendar year 2018 were levied after April 1, 2017, on the assessed values as of January 1, 2017, the lien date. Assessed values for real property taxes are established by State statute at 35 percent of appraised market value. Real property taxes are payable annually or semiannually. If paid annually, payment is due December 31; if paid semiannually, the first payment is due December 31, with the remainder payable by June 20. Under certain circumstances, State statute permits alternate payment dates to be established. Public utility property tax revenues received in calendar year 2018 represent the collection of calendar year 2017 taxes. Public utility real and personal property taxes received in calendar year 2018 became a lien on December 31, 2016, were levied after April 1, 2017, and are collected with real property taxes. Public utility real property is assessed at 35 percent of true value; public utility tangible personal property is currently assessed at varying percentages of true value.

The District receives property taxes from Logan and Shelby Counties. The County Auditors periodically advance to the District its portion of the taxes collected. Second-half real property tax payments collected by the County by June 30, 2018, are available to finance fiscal year 2018 operations. The amount available as an advance at June 30, 2018 was \$298,997 in the general fund, \$56,149 in the debt service fund (a nonmajor governmental fund) and \$14,843 in the permanent improvement fund (a nonmajor governmental fund). This amount is recorded as revenue. The amount available for advance at June 30, 2017 was \$135,146 in the general fund, \$25,283 in the debt service fund (a nonmajor governmental fund) and \$6,854 in the permanent improvement fund (a nonmajor governmental fund). The amount of second-half real property taxes available for advance at fiscal year-end can vary based on the date the tax bills are sent.

Accrued property taxes receivable includes real property, public utility property and delinquent tangible personal property taxes which are measurable as of June 30, 2018 and for which there is an enforceable legal claim. Although total property tax collections for the next fiscal year are measurable, only the amount of real property taxes available as an advance at June 30 was levied to finance current fiscal year operations and is reported as revenue at fiscal year-end. The portion of the receivable not levied to finance current fiscal year operations is offset by a credit to deferred inflows.

On the accrual basis of accounting, collectible delinquent property taxes have been recorded as a receivable and revenue, while on a modified accrual basis of accounting the revenue has been reported as a deferred inflow.

The assessed values upon which the fiscal year 2018 taxes were collected are:

	2017 Second Half Collections		2018 First Half Collections	
	<u>Amount</u>	<u>Percent</u>	<u>Amount</u>	<u>Percent</u>
Agricultural/residential and other real estate	\$ 80,308,240	97.12	\$ 80,462,030	97.02
Public utility personal	<u>2,382,630</u>	<u>2.88</u>	<u>2,468,410</u>	<u>2.98</u>
Total	<u>\$ 82,690,870</u>	<u>100.00</u>	<u>\$ 82,930,440</u>	<u>100.00</u>
Tax rate per \$1,000 of assessed valuation	\$51.50		\$51.50	

**RIVERSIDE LOCAL SCHOOL DISTRICT
LOGAN COUNTY**

**NOTES TO THE BASIC FINANCIAL STATEMENTS
FOR THE FISCAL YEAR ENDED JUNE 30, 2018**

NOTE 7 - SCHOOL DISTRICT INCOME TAX

The District levies a voted tax for general operations on the income of residents and of estates. The District voters approved a five year 1.75% income tax levy on November 5, 2013, effective January 1, 2015 through December 31, 2019. Employers of residents are required to withhold income tax on compensation and remit the tax to the State. Taxpayers are required to file an annual return. The State makes quarterly distributions to the District after withholding amounts for administrative fees and estimated refunds. Income tax revenue credited to the general fund during fiscal year 2018 amounted to \$1,405,636.

NOTE 8 - RECEIVABLES

Receivables at June 30, 2018 consisted of property taxes, income taxes, accounts (billings for user charged services and student fees), intergovernmental grants and entitlements and accrued interest. All receivables are considered collectible in full due to the ability to foreclose for the nonpayment of taxes, the stable condition of State programs and the current year guarantee of federal funds. A summary of the items of receivables reported on the statement of net position follows:

Governmental activities:	
Property taxes	\$ 2,077,949
Income taxes	573,285
Accrued interest	35,011
Intergovernmental	<u>47,280</u>
Total	<u>\$ 2,733,525</u>

Receivables have been disaggregated on the face of the basic financial statements. All receivables are expected to be collected within the subsequent year.

**RIVERSIDE LOCAL SCHOOL DISTRICT
LOGAN COUNTY**

NOTES TO THE BASIC FINANCIAL STATEMENTS
FOR THE FISCAL YEAR ENDED JUNE 30, 2018

NOTE 9 - CAPITAL ASSETS

Capital asset activity for the fiscal year ended June 30, 2018, was as follows:

	<u>Balance</u> <u>June 30, 2017</u>	<u>Additions</u>	<u>Deductions</u>	<u>Balance</u> <u>June 30, 2018</u>
Governmental activities:				
<i>Capital assets, not being depreciated:</i>				
Land	\$ 11,423	\$ -	\$ -	\$ 11,423
Construction in progress	<u>-</u>	<u>111,542</u>	<u>-</u>	<u>111,542</u>
Total capital assets, not being depreciated	<u>11,423</u>	<u>111,542</u>	<u>-</u>	<u>122,965</u>
<i>Capital assets, being depreciated:</i>				
Land improvements	1,341,193	130,540	-	1,471,733
Buildings and improvements	14,182,286	-	-	14,182,286
Furniture, fixtures and equipment	1,848,681	70,148	(10,718)	1,908,111
Vehicles	763,395	26,155	(53,520)	736,030
Textbooks	<u>632,952</u>	<u>-</u>	<u>-</u>	<u>632,952</u>
Total capital assets, being depreciated	<u>18,768,507</u>	<u>226,843</u>	<u>(64,238)</u>	<u>18,931,112</u>
<i>Less: accumulated depreciation</i>				
Land improvements	(1,108,184)	(42,962)	-	(1,151,146)
Buildings and improvements	(5,766,578)	(342,342)	-	(6,108,920)
Furniture, fixtures and equipment	(1,477,286)	(69,503)	10,718	(1,536,071)
Vehicles	(354,762)	(38,460)	53,520	(339,702)
Textbooks	<u>(632,952)</u>	<u>-</u>	<u>-</u>	<u>(632,952)</u>
Total accumulated depreciation	<u>(9,339,762)</u>	<u>(493,267)</u>	<u>64,238</u>	<u>(9,768,791)</u>
Governmental activities capital assets, net	<u>\$ 9,440,168</u>	<u>\$ (154,882)</u>	<u>\$ -</u>	<u>\$ 9,285,286</u>

Depreciation expense was charged to governmental functions as follows:

<u>Instruction:</u>	
Regular	\$ 267,297
Special	6,516
Vocational	14,775
<u>Support services:</u>	
Instructional staff	38,487
Administration	6,694
Fiscal	3,258
Operations and maintenance	36,061
Pupil transportation	30,280
Extracurricular	55,120
Food service operations	<u>34,779</u>
Total depreciation expense	<u>\$ 493,267</u>

**RIVERSIDE LOCAL SCHOOL DISTRICT
LOGAN COUNTY**

NOTES TO THE BASIC FINANCIAL STATEMENTS
FOR THE FISCAL YEAR ENDED JUNE 30, 2018

NOTE 10 - CAPITAL LEASES - LESSEE DISCLOSURE

In a prior fiscal year, the District entered into capitalized leases for the acquisition of copiers. Capital lease payments have been reclassified and are reflected as debt service expenditures in the financial statements for the governmental funds. These expenditures are reported as function expenditures on the budgetary statements.

Capital assets acquired by lease have been originally capitalized in the amount of \$158,707, which represents the present value of the future minimum lease payments at the time of acquisition. Accumulated depreciation as of June 30, 2018 was \$158,707, leaving a current book value of zero. Principal payments in the 2018 fiscal year totaled \$23,517. During the current fiscal year, the District's debt service fund made the final payment on the capital lease.

NOTE 11 - LONG-TERM OBLIGATIONS

A. During fiscal year 2018, the following changes occurred in governmental activities' long-term obligations. The long-term obligations at June 30, 2017 have been restated as described in Note 3.A.

	Restated Balance <u>June 30, 2017</u>	<u>Additions</u>	<u>Reductions</u>	Balance <u>June 30, 2018</u>	Amounts Due in <u>One Year</u>
Governmental activities:					
Capital lease - Copier 2013	\$ 23,517	\$ -	\$ (23,517)	\$ -	\$ -
G.O. Refunding Bonds - Series 2016	1,040,000	-	(195,000)	845,000	200,000
Compensated absences	350,236	54,706	(60,145)	344,797	27,113
Net pension liability	10,020,905	-	(2,647,259)	7,373,646	-
Net OPEB liability	<u>2,016,422</u>	<u>8,947</u>	<u>(362,331)</u>	<u>1,663,038</u>	<u>-</u>
Total	<u>\$ 13,451,080</u>	<u>\$ 63,653</u>	<u>\$ (3,288,252)</u>	<u>\$ 10,226,481</u>	<u>\$ 227,113</u>

Net Pension Liability

The District's net pension liability is described in Note 14. The District pays obligations related to employee compensation from the fund benefitting from their service.

Net OPEB Liability

The District's net OPEB liability is described in Note 15. The District pays obligations related to employee compensation from the fund benefitting from their service.

Compensated Absences

Compensated absences have been accrued for vacation and sick leave liabilities. The amounts will be paid from the funds from which employees' salaries are paid, which primarily are the general fund and food service fund (a nonmajor governmental fund).

School Facilities Construction and Improvement General Obligation Bonds

On May 10, 2016, the District issued general obligation bonds (Series 2016 Refunding Bonds) to advance refund the callable portion of the Series 2006A general obligation refunding bonds (principal \$1,235,000). The issuance proceeds of \$1,235,000 were used to purchase securities which were placed in an irrevocable trust to provide resources for all future debt service payments on the refunded debt.

**RIVERSIDE LOCAL SCHOOL DISTRICT
LOGAN COUNTY**

NOTES TO THE BASIC FINANCIAL STATEMENTS
FOR THE FISCAL YEAR ENDED JUNE 30, 2018

NOTE 11 - LONG-TERM OBLIGATIONS - (Continued)

This refunded debt is considered defeased (in-substance) and accordingly, has been removed from the statement of net position.

This refunding issue was comprised of current interest bonds, par value \$1,235,000. The bonds were issued for a seven year period with final maturity at December 1, 2022. Payments of principal and interest relating to this bond are recorded as an expenditure in the debt service fund (a nonmajor governmental fund).

The following is a schedule of activity for fiscal year 2018 on the 2016 series refunding bonds:

	Balance June 30, 2017	Additions	Reductions	Balance June 30, 2018
Current interest bonds - 2016 series	\$ 1,040,000	\$ -	\$ (195,000)	\$ 845,000
Total	\$ 1,040,000	\$ -	\$ (195,000)	\$ 845,000

The following is a summary of the future debt service requirements to maturity for the 2016 series refunding bonds:

Fiscal Year Ending June 30,	Current Interest Bonds		
	Principal	Interest	Total
2019	\$ 200,000	\$ 12,814	\$ 212,814
2020	205,000	9,331	214,331
2021	150,000	6,278	156,278
2022	155,000	3,655	158,655
2023	135,000	1,161	136,161
Total	\$ 845,000	\$ 33,239	\$ 878,239

B. Legal Debt Margin

The Ohio Revised Code provides that voted net general obligation debt of the District shall never exceed 9% of the total assessed valuation of the District. The code further provides that unvoted indebtedness shall not exceed 1/10 of 1% of the property valuation of the District. The code additionally states that unvoted indebtedness related to energy conservation debt shall not exceed 9/10 of 1% of the property valuation of the District. The assessed valuation used in determining the District's legal debt margin has been modified by House Bill 530 which became effective March 30, 2006. In accordance with House Bill 530, the assessed valuation used in the District's legal debt margin calculation excluded tangible personal property used in business, telephone or telegraph property, interexchange telecommunications company property, and personal property owned or leased by a railroad company and used in railroad operations. The effects of these debt limitations at June 30, 2018, are a voted debt margin of \$7,214,054 (including available funds of \$595,314) and an unvoted debt margin of \$82,930.

**RIVERSIDE LOCAL SCHOOL DISTRICT
LOGAN COUNTY**

**NOTES TO THE BASIC FINANCIAL STATEMENTS
FOR THE FISCAL YEAR ENDED JUNE 30, 2018**

NOTE 12 - COMPENSATED ABSENCES

The criteria for determining vacation and sick leave components are derived from negotiated agreements and State laws. Classified employees earn 10 to 25 days of vacation per fiscal year, depending upon length of service.

Teachers, administrators, and classified employees earn sick leave at the rate of one and one-fourth days per month. Sick leave may be accumulated up to a maximum of 225 days for all personnel. Upon retirement, payment is made for 25 percent of accrued, but unused sick leave credit to a maximum of 56.25 days for all employees.

NOTE 13 - RISK MANAGEMENT

A. Property and Liability

During fiscal year 2018, the District participated in the Ohio School Plan (OSP), a public entity insurance purchasing pool (See Note 2.A.). The District entered into an agreement with the OSP and its premium is based on types of coverage, limits of coverage and deductibles that it selects. The OSP is administered by Hylant Administrative Services.

The District is subject to various risks of loss related to torts, theft of, damage to, and destruction of assets, errors and omissions, injuries to employees, and natural disasters. The District maintains comprehensive commercial insurance coverage for real property, building contents and vehicles. Vehicle policies include liability coverage for bodily injury and property damage. Real property and contents are fully insured.

The District's comprehensive commercial insurance coverage for real property and building contents has a liability limit of \$33,062,888. The policy includes a \$1,000 deductible for commercial property coverage.

The District's fleet insurance has a liability limit of \$3,000,000, \$5,000 for medical payments and \$1,000,000 for uninsured motorists. The policy includes a \$1,000 deductible for school buses and \$500 deductible for all other vehicles.

Settled claims have not exceeded this commercial coverage in any of the past three fiscal years. There has been no significant reduction in coverage from the prior year.

B. Employee Benefits

The District was a member of the Logan County School Employee Consortium, a Council of Government, for the purpose of establishing and carrying out a cooperative benefits insurance program, and other cooperative programs which may be approved in accordance with the by-laws of the organization through December 31, 2017. The Consortium consists of one joint vocational school, one regional educational service center, Riverside Local School District, Indian Lake Local School District and Benjamin Logan Local School District. The consortium approved establishment of a self-insurance health insurance fund effective January 2014. The District pays monthly premiums for health insurance to the Logan County School Employee Consortium.

**RIVERSIDE LOCAL SCHOOL DISTRICT
LOGAN COUNTY**

NOTES TO THE BASIC FINANCIAL STATEMENTS
FOR THE FISCAL YEAR ENDED JUNE 30, 2018

NOTE 13 - RISK MANAGEMENT - (Continued)

On January 1, 2018, the District joined the Southwestern Ohio Educational Purchasing Cooperative Benefit Plan Trust. The Southwestern Ohio Educational Purchasing Cooperative Benefit Plan Trust (Trust) is a public entity shared risk pool consisting of seventy Districts. The Trust is organized as a Voluntary Employee Benefit Association under Section 501(c)(9) of the Internal Revenue Code and provides medical, dental, and vision insurance benefits to the employees of the participants. The Trust is governed by the Southwestern Ohio Educational Purchasing Cooperative and its participating members. Each participant decides which plans offered by the Trust that will be extended to its employees. Participation in the Trust is by written application subject to acceptance by the Trust and payment of the monthly premiums. Financial information can be obtained from the Southwestern Ohio Educational Purchasing Cooperative, 303 Corporate Drive, Suite 208, Vandalia, Ohio 45377.

The District also participates with the Metropolitan Education Council for life insurance coverage for employees.

C. Workers' Compensation

For fiscal year 2018, the District participated in a Workers' Compensation Group Rating Program (GRP). The intent of the GRP is to achieve the benefit of a reduced premium for the District by virtue of its grouping and representation with other participants in the GRP. The workers' compensation experience of the participating school districts is tiered into groups based upon past workers' compensation experience. Within each tiered group, a common premium rate is applied to all school districts within that group. Each participant pays its workers' compensation premium to the state based on the rate for the GRP rather than its individual rate. Total savings are then calculated and each participant's individual performance is compared to the overall savings percentage of their tiered group. Participation in the GRP is limited to school districts that can meet the GRP's selection criteria. The firm of CompManagement provides administrative, cost control and actuarial services to the GRP.

NOTE 14 - DEFINED BENEFIT PENSION PLANS

A. Net Pension Liability

The net pension liability reported on the statement of net position represents a liability to employees for pensions. Pensions are a component of exchange transactions—between an employer and its employees—of salaries and benefits for employee services. Pensions are provided to an employee—on a deferred-payment basis—as part of the total compensation package offered by an employer for employee services each financial period. The obligation to sacrifice resources for pensions is a present obligation because it was created as a result of employment exchanges that already have occurred.

The net pension liability represents the District's proportionate share of each pension plan's collective actuarial present value of projected benefit payments attributable to past periods of service, net of each pension plan's fiduciary net position. The net pension liability calculation is dependent on critical long-term variables, including estimated average life expectancies, earnings on investments, cost of living adjustments and others. While these estimates use the best information available, unknowable future events require adjusting this estimate annually.

The Ohio Revised Code limits the District's obligation for this liability to annually required payments. The District cannot control benefit terms or the manner in which pensions are financed; however, the District does receive the benefit of employees' services in exchange for compensation including pension.

**RIVERSIDE LOCAL SCHOOL DISTRICT
LOGAN COUNTY**

NOTES TO THE BASIC FINANCIAL STATEMENTS
FOR THE FISCAL YEAR ENDED JUNE 30, 2018

NOTE 14 - DEFINED BENEFIT PENSION PLANS - (Continued)

GASB 68 assumes the liability is solely the obligation of the employer, because (1) they benefit from employee services; and (2) State statute requires all funding to come from these employers. All contributions to date have come solely from these employers (which also includes costs paid in the form of withholdings from employees). State statute requires the pension plans to amortize unfunded liabilities within 30 years. If the amortization period exceeds 30 years, each pension plan’s board must propose corrective action to the State legislature. Any resulting legislative change to benefits or funding could significantly affect the net pension liability. Resulting adjustments to the net pension liability would be effective when the changes are legally enforceable.

The proportionate share of each plan’s unfunded benefits is presented as a long-term *net pension liability* on the accrual basis of accounting. Any liability for the contractually-required pension contribution outstanding at the end of the year is included in *pension and postemployment benefits payable* on both the accrual and modified accrual bases of accounting.

B. Plan Description - School Employees Retirement System (SERS)

Plan Description - The District non-teaching employees participate in SERS, a cost-sharing multiple-employer defined benefit pension plan administered by SERS. SERS provides retirement, disability and survivor benefits, annual cost-of-living adjustments, and death benefits to plan members and beneficiaries. Authority to establish and amend benefits is provided by Ohio Revised Code Chapter 3309. SERS issues a publicly available, stand-alone financial report that includes financial statements, required supplementary information and detailed information about SERS’ fiduciary net position. That report can be obtained by visiting the SERS website at www.ohsers.org under Employers/Audit Resources.

Age and service requirements for retirement are as follows:

	Eligible to Retire on or before August 1, 2017 *	Eligible to Retire on or after August 1, 2017
Full benefits	Any age with 30 years of service credit Any 65 with 5 years of service credit	Age 67 with 10 years of service credit; or Age 57 with 30 years of service credit
Actuarially reduced benefits	Age 60 with 5 years of service credit Age 55 with 25 years of service credit	Age 62 with 10 years of service credit; or Age 60 with 25 years of service credit

* Members with 25 years of service credit as of August 1, 2017, will be included in this plan.

Annual retirement benefits are calculated based on final average salary multiplied by a percentage that varies based on year of service; 2.2 percent for the first thirty years of service and 2.5 percent for years of service credit over 30. Final average salary is the average of the highest three years of salary.

One year after an effective benefit date, a benefit recipient is entitled to a three percent cost-of-living adjustment (COLA). This same COLA is added each year to the base benefit amount on the anniversary date of the benefit.

**RIVERSIDE LOCAL SCHOOL DISTRICT
LOGAN COUNTY**

NOTES TO THE BASIC FINANCIAL STATEMENTS
FOR THE FISCAL YEAR ENDED JUNE 30, 2018

NOTE 14 - DEFINED BENEFIT PENSION PLANS - (Continued)

Funding Policy - Plan members are required to contribute 10 percent of their annual covered salary and the District is required to contribute 14 percent of annual covered payroll. The contribution requirements of plan members and employers are established and may be amended by the SERS' Retirement Board up to statutory maximum amounts of 10 percent for plan members and 14 percent for employers. The Retirement Board, acting with the advice of the actuary, allocates the employer contribution rate among four of the System's funds (Pension Trust Fund, Death Benefit Fund, Medicare B Fund, and Health Care Fund). For the fiscal year ended June 30, 2018, the allocation to pension, death benefits, and Medicare B was 13.5 percent. The remaining 0.5 percent of the employer contribution rate was allocated to the Health Care Fund.

The District's contractually required contribution to SERS was \$135,912 for fiscal year 2018. Of this amount, \$15,863 is reported as pension and postemployment benefits payable.

C. Plan Description - State Teachers Retirement System (STRS)

Plan Description - Licensed teachers participate in STRS Ohio, a cost-sharing multiple-employer public employee retirement system administered by STRS. STRS provides retirement and disability benefits to members and death and survivor benefits to beneficiaries. STRS issues a stand-alone financial report that includes financial statements, required supplementary information and detailed information about STRS' fiduciary net position. That report can be obtained by writing to STRS, 275 E. Broad St., Columbus, OH 43215-3771, by calling (888) 227-7877, or by visiting the STRS website at www.strsoh.org.

New members have a choice of three retirement plans; a Defined Benefit (DB) Plan, a Defined Contribution (DC) Plan and a Combined Plan. Benefits are established by Ohio Revised Code Chapter 3307. The DB Plan offers an annual retirement allowance based on final average salary multiplied by a percentage that varies based on years of service. Effective August 1, 2015, the calculation will be 2.2 percent of final average salary for the five highest years of earnings multiplied by all years of service. Effective July 1, 2017, the cost-of-living adjustment was reduced to zero. Members are eligible to retire at age 60 with five years of qualifying service credit, or age 55 with 26 years of service, or 31 years of service regardless of age. Eligibility changes will be phased in until August 1, 2026, when retirement eligibility for unreduced benefits will be five years of service credit and age 65, or 35 years of service credit and at least age 60.

The DC Plan allows members to place all their member contributions and 9.5 percent of the 14 percent employer contributions into an investment account. Investment allocation decisions are determined by the member. The remaining 4.5 percent of the 14 percent employer rate is allocated to the defined benefit unfunded liability. A member is eligible to receive a retirement benefit at age 50 and termination of employment. The member may elect to receive a lifetime monthly annuity or a lump sum withdrawal.

The Combined Plan offers features of both the DB Plan and the DC Plan. In the Combined Plan, 12% of the 14% member rate goes to the DC Plan and the remaining 2% is applied to the DB Plan. Member contributions to the DC Plan are allocated among investment choices by the member, and contributions to the DB Plan from the employer and the member are used to fund the defined benefit payment at a reduced level from the regular DB Plan. The defined benefit portion of the Combined Plan payment is payable to a member on or after age 60 with five years of service. The defined contribution portion of the account may be taken as a lump sum payment or converted to a lifetime monthly annuity after termination of employment at age 50 or later.

**RIVERSIDE LOCAL SCHOOL DISTRICT
LOGAN COUNTY**

NOTES TO THE BASIC FINANCIAL STATEMENTS
FOR THE FISCAL YEAR ENDED JUNE 30, 2018

NOTE 14 - DEFINED BENEFIT PENSION PLANS - (Continued)

New members who choose the DC Plan or Combined Plan will have another opportunity to reselect a permanent plan during their fifth year of membership. Members may remain in the same plan or transfer to another STRS plan. The optional annuitization of a member's defined contribution account or the defined contribution portion of a member's Combined Plan account to a lifetime benefit results in STRS bearing the risk of investment gain or loss on the account. STRS has therefore included all three plan options as one defined benefit plan for GASB 68 reporting purposes.

A DB or Combined Plan member with five or more years of credited service who is determined to be disabled may qualify for a disability benefit. Eligible survivors of members who die before service retirement may qualify for monthly benefits. New members on or after July 1, 2013, must have at least ten years of qualifying service credit that apply for disability benefits. Members in the DC Plan who become disabled are entitled only to their account balance. If a member of the DC Plan dies before retirement benefits begin, the member's designated beneficiary is entitled to receive the member's account balance.

Funding Policy - Employer and member contribution rates are established by the State Teachers Retirement Board and limited by Chapter 3307 of the Ohio Revised Code. For fiscal year 2018, plan members were required to contribute 14 percent of their annual covered salary. The District was required to contribute 14 percent; the entire 14 percent was the portion used to fund pension obligations. The fiscal year 2018 contribution rates were equal to the statutory maximum rates.

The District's contractually required contribution to STRS was \$397,462 for fiscal year 2018. Of this amount, \$68,044 is reported as pension and postemployment benefits payable.

D. Net Pension Liability

The net pension liability was measured as of June 30, 2017, and the total pension liability used to calculate the net pension liability was determined by an actuarial valuation as of that date. The District's proportion of the net pension liability was based on the District's share of contributions to the pension plan relative to the projected contributions of all participating entities. Following is information related to the proportionate share and pension expense:

	<u>SERS</u>	<u>STRS</u>	<u>Total</u>
Proportion of the net pension liability prior measurement date	0.02412650%	0.02466186%	
Proportion of the net pension liability current measurement date	<u>0.02593240%</u>	<u>0.02451774%</u>	
Change in proportionate share	<u>0.00180590%</u>	<u>-0.00014412%</u>	
Proportionate share of the net pension liability	\$ 1,549,404	\$ 5,824,242	\$ 7,373,646
Pension expense	\$ (46,243)	\$ (2,313,503)	\$ (2,359,746)

**RIVERSIDE LOCAL SCHOOL DISTRICT
LOGAN COUNTY**

NOTES TO THE BASIC FINANCIAL STATEMENTS
FOR THE FISCAL YEAR ENDED JUNE 30, 2018

NOTE 14 - DEFINED BENEFIT PENSION PLANS - (Continued)

At June 30, 2018, the District reported deferred outflows of resources and deferred inflows of resources related to pensions from the following sources:

	<u>SERS</u>	<u>STRS</u>	<u>Total</u>
Deferred outflows of resources			
Differences between expected and actual experience	\$ 66,679	\$ 224,906	\$ 291,585
Changes of assumptions	80,121	1,273,826	1,353,947
Difference between District contributions and proportionate share of contributions/ change in proportionate share	100,338	5,737	106,075
District contributions subsequent to the measurement date	<u>135,912</u>	<u>397,462</u>	<u>533,374</u>
Total deferred outflows of resources	<u>\$ 383,050</u>	<u>\$ 1,901,931</u>	<u>\$ 2,284,981</u>
Deferred inflows of resources			
Differences between expected and actual experience	\$ -	\$ 46,941	\$ 46,941
Net difference between projected and actual earnings on pension plan investments	7,351	192,208	199,559
Difference between District contributions and proportionate share of contributions/ change in proportionate share	<u>54,092</u>	<u>209,875</u>	<u>263,967</u>
Total deferred inflows of resources	<u>\$ 61,443</u>	<u>\$ 449,024</u>	<u>\$ 510,467</u>

\$533,374 reported as deferred outflows of resources related to pension resulting from District contributions subsequent to the measurement date will be recognized as a reduction of the net pension liability in the year ending June 30, 2019. Other amounts reported as deferred outflows of resources and deferred inflows of resources related to pension will be recognized in pension expense as follows:

Fiscal Year Ending June 30:	<u>SERS</u>	<u>STRS</u>	<u>Total</u>
2019	\$ 71,667	\$ 197,481	\$ 269,148
2020	102,764	458,945	561,709
2021	47,382	304,584	351,966
2022	<u>(36,118)</u>	<u>94,435</u>	<u>58,317</u>
Total	<u>\$ 185,695</u>	<u>\$ 1,055,445</u>	<u>\$ 1,241,140</u>

**RIVERSIDE LOCAL SCHOOL DISTRICT
LOGAN COUNTY**

NOTES TO THE BASIC FINANCIAL STATEMENTS
FOR THE FISCAL YEAR ENDED JUNE 30, 2018

NOTE 14 - DEFINED BENEFIT PENSION PLANS - (Continued)

E. Actuarial Assumptions - SERS

SERS' total pension liability was determined by their actuaries in accordance with GASB Statement No. 67, as part of their annual actuarial valuation for each defined benefit retirement plan. Actuarial valuations of an ongoing plan involve estimates of the value of reported amounts (e.g., salaries, credited service) and assumptions about the probability of occurrence of events far into the future (e.g., mortality, disabilities, retirements, employment termination). Actuarially determined amounts are subject to continual review and potential modifications, as actual results are compared with past expectations and new estimates are made about the future.

Projections of benefits for financial reporting purposes are based on the substantive plan (the plan as understood by the employers and plan members) and include the types of benefits provided at the time of each valuation and the historical pattern of sharing benefit costs between the employers and plan members to that point. The projection of benefits for financial reporting purposes does not explicitly incorporate the potential effects of legal or contractual funding limitations.

Actuarial calculations reflect a long-term perspective. For a newly hired employee, actuarial calculations will take into account the employee's entire career with the employer and also take into consideration the benefits, if any, paid to the employee after termination of employment until the death of the employee and any applicable contingent annuitant. In many cases actuarial calculations reflect several decades of service with the employer and the payment of benefits after termination.

Key methods and assumptions used in calculating the total pension liability in the latest actuarial valuation, prepared as of June 30, 2017, are presented below:

Wage inflation	3.00 percent
Future salary increases, including inflation	3.50 percent to 18.20 percent
COLA or ad hoc COLA	2.50 percent
Investment rate of return	7.50 percent net of investments expense, including inflation
Actuarial cost method	Entry age normal (level percent of payroll)

Prior to 2017, an assumption of 3 percent was used for COLA or Ad Hoc COLA.

For 2017, the mortality rates were based on the RP-2014 Blue Collar Mortality Table with fully generational projection and a five-year age set-back for both males and females. Mortality among service retired members, and beneficiaries were based upon the RP-2014 Blue Collar Mortality Table with fully generational projection with Scale BB, 120 percent of male rates, and 110 percent of female rates. Mortality among disabled members was based upon the RP-2000 Disabled Mortality Table, 90 percent for male rates and 100 percent for female rates, set back five years is used for the period after disability retirement.

The most recent experience study was completed for the five year period ended June 30, 2015.

**RIVERSIDE LOCAL SCHOOL DISTRICT
LOGAN COUNTY**

NOTES TO THE BASIC FINANCIAL STATEMENTS
FOR THE FISCAL YEAR ENDED JUNE 30, 2018

NOTE 14 - DEFINED BENEFIT PENSION PLANS - (Continued)

The long-term return expectation for the Pension Plan Investments has been determined using a building-block approach and assumes a time horizon, as defined in SERS' *Statement of Investment Policy*. A forecasted rate of inflation serves as the baseline for the return expectation. Various real return premiums over the baseline inflation rate have been established for each asset class. The long-term expected nominal rate of return has been determined by calculating a weighted average of the expected real return premiums for each asset class, adding the projected inflation rate, and adding the expected return from rebalancing uncorrelated asset classes.

The target allocation and best estimates of arithmetic real rates of return for each major assets class are summarized in the following table:

<u>Asset Class</u>	<u>Target Allocation</u>	<u>Long Term Expected Real Rate of Return</u>
Cash	1.00 %	0.50 %
US Equity	22.50	4.75
International Equity	22.50	7.00
Fixed Income	19.00	1.50
Private Equity	10.00	8.00
Real Assets	15.00	5.00
Multi-Asset Strategies	<u>10.00</u>	3.00
Total	<u><u>100.00 %</u></u>	

Discount Rate - The total pension liability was calculated using the discount rate of 7.50 percent. The projection of cash flows used to determine the discount rate assumed the contributions from employers and from the members would be computed based on contribution requirements as stipulated by State statute. Projected inflows from investment earning were calculated using the long-term assumed investment rate of return (7.50 percent). Based on those assumptions, the plan's fiduciary net position was projected to be available to make all future benefit payments of current plan members. Therefore, the long-term expected rate of return on pension plan investments was applied to all periods of projected benefits to determine the total pension liability.

**RIVERSIDE LOCAL SCHOOL DISTRICT
LOGAN COUNTY**

NOTES TO THE BASIC FINANCIAL STATEMENTS
FOR THE FISCAL YEAR ENDED JUNE 30, 2018

NOTE 14 - DEFINED BENEFIT PENSION PLANS - (Continued)

Sensitivity of the District's Proportionate Share of the Net Pension Liability to Changes in the Discount Rate - Net pension liability is sensitive to changes in the discount rate, and to illustrate the potential impact the following table presents the net pension liability calculated using the discount rate of 7.50 percent, as well as what each plan's net pension liability would be if it were calculated using a discount rate that is one percentage point lower (6.50 percent), or one percentage point higher (8.50 percent) than the current rate.

	1% Decrease (6.50%)	Current Discount Rate (7.50%)	1% Increase (8.50%)
District's proportionate share of the net pension liability	\$ 2,150,170	\$ 1,549,404	\$ 1,046,140

F. Actuarial Assumptions - STRS Ohio

Key methods and assumptions used in the latest actuarial valuation, reflecting experience study results used in the July 1, 2017, actuarial valuation, compared with July 1, 2016 are presented below:

	July 1, 2017	July 1, 2016
Inflation	2.50 percent	2.75 percent
Projected salary increases	12.50 percent at age 20 to 2.50 percent at age 65	12.25 percent at age 20 to 2.75 percent at age 70
Investment rate of return	7.45 percent, net of investment expenses, including inflation	7.75 percent, net of investment expenses, including inflation
Payroll increases	3 percent	3.5 percent
Cost-of-living adjustments (COLA)	0.0 percent, effective July 1, 2017	2 percent simple applied as follows: for members retiring before August 1, 2013, 2 percent per year; for members retiring August 1, 2013, or later, 2 percent COLA commences on fifth anniversary of retirement date.

For the July 1, 2017, actuarial valuation, post-retirement mortality rates for healthy retirees are based on the RP-2014 Annuitant Mortality Table with 50 percent of rates through age 69, 70 percent of rates between ages 70 and 79, 90 percent of rates between ages 80 and 84, and 100 percent of rates thereafter, projected forward generationally using mortality improvement scale MP-2016. Post-retirement disabled mortality rates are based on the RP-2014 Disabled Mortality Table with 90 percent of rates for males and 100 percent of rates for females, projected forward generationally using mortality improvement scale MP-2016. Pre-retirement mortality rates are based on RP-2014 Employee Mortality Table, projected forward generationally using mortality improvement scale MP-2016.

For the July 1, 2016 actuarial valuation, mortality rates were based on the RP-2000 Combined Mortality Table (Projection 2022—Scale AA) for Males and Females. Males' ages are set-back two years through age 89 and no set-back for age 90 and above. Females younger than age 80 are set back four years, one year set back from age 80 through 89, and no set back from age 90 and above.

**RIVERSIDE LOCAL SCHOOL DISTRICT
LOGAN COUNTY**

NOTES TO THE BASIC FINANCIAL STATEMENTS
FOR THE FISCAL YEAR ENDED JUNE 30, 2018

NOTE 14 - DEFINED BENEFIT PENSION PLANS - (Continued)

Actuarial assumptions used in the July 1 2017, valuation are based on the results of an actuarial experience study for the period July 1, 2011 through June 30, 2016. Actuarial assumptions used in the June 30, 2016, valuation are based on the results of an actuarial experience study, effective July 1, 2012.

STRS Ohio's investment consultant develops an estimate range for the investment return assumption based on the target allocation adopted by the Retirement Board. The target allocation and long-term expected rate of return for each major asset class are summarized as follows:

<u>Asset Class</u>	<u>Target Allocation</u>	<u>Long Term Expected Real Rate of Return *</u>
Domestic Equity	28.00 %	7.35 %
International Equity	23.00	7.55
Alternatives	17.00	7.09
Fixed Income	21.00	3.00
Real Estate	10.00	6.00
Liquidity Reserves	<u>1.00</u>	2.25
 Total	 <u><u>100.00 %</u></u>	

*10-Year geometric nominal returns, which include the real rate of return and inflation of 2.25% and does not include investment expenses. Over a 30-year period, STRS' investment consultant indicates that the above target allocations should generate a return above the actuarial rate of return, without net value added by management.

Discount Rate - The discount rate used to measure the total pension liability was 7.45 percent as of June 30, 2017. The discount rate used to measure the total pension liability was 7.75 percent as of June 30, 2016. The projection of cash flows used to determine the discount rate assumes member and employer contributions will be made at the statutory contribution rates in accordance with rate increases described above. For this purpose, only employer contributions that are intended to fund benefits of current plan members and their beneficiaries are included. Projected employer contributions that are intended to fund the service costs of future plan members and their beneficiaries, as well as projected contributions from future plan members, are not included. Based on those assumptions, STRS' fiduciary net position was projected to be available to make all projected future benefit payments to current plan members as of June 30, 2017. Therefore, the long-term expected rate of return on pension plan investments of 7.45 percent was applied to all periods of projected benefit payment to determine the total pension liability as of June 30, 2017.

**RIVERSIDE LOCAL SCHOOL DISTRICT
LOGAN COUNTY**

NOTES TO THE BASIC FINANCIAL STATEMENTS
FOR THE FISCAL YEAR ENDED JUNE 30, 2018

NOTE 14 - DEFINED BENEFIT PENSION PLANS - (Continued)

Sensitivity of the District's Proportionate Share of the Net Pension Liability to Changes in the Discount Rate - The following table presents the District's proportionate share of the net pension liability calculated using the current period discount rate assumption of 7.45 percent, as well as what the District's proportionate share of the net pension liability would be if it were calculated using a discount rate that is one-percentage-point lower (6.45 percent) or one-percentage-point higher (8.45 percent) than the current rate:

	1% Decrease (6.45%)	Current Discount Rate (7.45%)	1% Increase (8.45%)
District's proportionate share of the net pension liability	\$ 8,348,852	\$ 5,824,242	\$ 3,697,636

NOTE 15 - DEFINED BENEFIT OPEB PLANS

A. Net OPEB Liability

The net OPEB liability reported on the statement of net position represents a liability to employees for OPEB. OPEB is a component of exchange transactions—between an employer and its employees—of salaries and benefits for employee services. OPEB are provided to an employee—on a deferred-payment basis—as part of the total compensation package offered by an employer for employee services each financial period. The obligation to sacrifice resources for OPEB is a present obligation because it was created as a result of employment exchanges that already have occurred.

The net OPEB liability represents the District's proportionate share of each OPEB plan's collective actuarial present value of projected benefit payments attributable to past periods of service, net of each OPEB plan's fiduciary net position. The net OPEB liability calculation is dependent on critical long-term variables, including estimated average life expectancies, earnings on investments, cost of living adjustments and others. While these estimates use the best information available, unknowable future events require adjusting these estimates annually.

The Ohio Revised Code limits the District's obligation for this liability to annually required payments. The School District cannot control benefit terms or the manner in which OPEB are financed; however, the District does receive the benefit of employees' services in exchange for compensation including OPEB.

GASB 75 assumes the liability is solely the obligation of the employer, because they benefit from employee services. OPEB contributions come from these employers and health care plan enrollees which pay a portion of the health care costs in the form of a monthly premium. The Ohio Revised Code permits, but does not require the retirement systems to provide healthcare to eligible benefit recipients. Any change to benefits or funding could significantly affect the net OPEB liability. Resulting adjustments to the net OPEB liability would be effective when the changes are legally enforceable. The retirement systems may allocate a portion of the employer contributions to provide for these OPEB benefits.

**RIVERSIDE LOCAL SCHOOL DISTRICT
LOGAN COUNTY**

NOTES TO THE BASIC FINANCIAL STATEMENTS
FOR THE FISCAL YEAR ENDED JUNE 30, 2018

NOTE 15 - DEFINED BENEFIT OPEB PLANS - (Continued)

The proportionate share of each plan's unfunded benefits is presented as a long-term *net OPEB liability* on the accrual basis of accounting. Any liability for the contractually-required OPEB contribution outstanding at the end of the year is included in *pension and postemployment benefits payable* on both the accrual and modified accrual bases of accounting.

B. Plan Description - School Employees Retirement System (SERS)

Health Care Plan Description - The District contributes to the SERS Health Care Fund, administered by SERS for non-certificated retirees and their beneficiaries. For GASB 75 purposes, this plan is considered a cost-sharing other postemployment benefit (OPEB) plan. SERS' Health Care Plan provides healthcare benefits to eligible individuals receiving retirement, disability, and survivor benefits, and to their eligible dependents. Members who retire after June 1, 1986, need 10 years of service credit, exclusive of most types of purchased credit, to qualify to participate in SERS' health care coverage. In addition to age and service retirees, disability benefit recipients and beneficiaries who are receiving monthly benefits due to the death of a member or retiree, are eligible for SERS' health care coverage. Most retirees and dependents choosing SERS' health care coverage are over the age of 65 and therefore enrolled in a fully insured Medicare Advantage plan; however, SERS maintains a traditional, self-insured preferred provider organization for its non-Medicare retiree population. For both groups, SERS offers a self-insured prescription drug program. Health care is a benefit that is permitted, not mandated, by statute. The financial report of the Plan is included in the SERS Comprehensive Annual Financial Report which can be obtained on SERS' website at www.ohsers.org under Employers/Audit Resources.

Access to health care for retirees and beneficiaries is permitted in accordance with Section 3309 of the Ohio Revised Code. The Health Care Fund was established and is administered in accordance with Internal Revenue Code Section 105(e). SERS' Retirement Board reserves the right to change or discontinue any health plan or program. Active employee members do not contribute to the Health Care Plan. The SERS Retirement Board established the rules for the premiums paid by the retirees for health care coverage for themselves and their dependents or for their surviving beneficiaries. Premiums vary depending on the plan selected, qualified years of service, Medicare eligibility, and retirement status.

Funding Policy - State statute permits SERS to fund the health care benefits through employer contributions. Each year, after the allocation for statutorily required pensions and benefits, the Retirement Board may allocate the remainder of the employer contribution of 14 percent of covered payroll to the Health Care Fund in accordance with the funding policy. For fiscal year 2018, .5 percent of covered payroll was made to health care. An additional health care surcharge on employers is collected for employees earning less than an actuarially determined minimum compensation amount, pro-rated if less than a full year of service credit was earned. For fiscal year 2018, this amount was \$23,700. Statutes provide that no employer shall pay a health care surcharge greater than 2 percent of that employer's SERS-covered payroll; nor may SERS collect in aggregate more than 1.5 percent of the total statewide SERS-covered payroll for the health care surcharge. For fiscal year 2018, the District's surcharge obligation was \$17,033.

The surcharge, added to the allocated portion of the 14 percent employer contribution rate is the total amount assigned to the Health Care Fund. The District's contractually required contribution to SERS was \$22,067 for fiscal year 2018. Of this amount, \$17,621 is reported as pension and postemployment benefits payable.

**RIVERSIDE LOCAL SCHOOL DISTRICT
LOGAN COUNTY**

NOTES TO THE BASIC FINANCIAL STATEMENTS
FOR THE FISCAL YEAR ENDED JUNE 30, 2018

NOTE 15 - DEFINED BENEFIT OPEB PLANS - (Continued)

C. Plan Description - State Teachers Retirement System (STRS)

Plan Description – The State Teachers Retirement System of Ohio (STRS) administers a cost-sharing Health Plan administered for eligible retirees who participated in the defined benefit or combined pension plans offered by STRS. Ohio law authorizes STRS to offer this plan. Benefits include hospitalization, physicians’ fees, prescription drugs and partial reimbursement of monthly Medicare Part B premiums. Medicare Part B premium reimbursements will be discontinued effective January 1, 2020. The Plan is included in the report of STRS which can be obtained by visiting www.strsoh.org or by calling (888) 227-7877.

Funding Policy – Ohio Revised Code Chapter 3307 authorizes STRS to offer the Plan and gives the Retirement Board discretionary authority over how much, if any, of the health care costs will be absorbed by STRS. Active employee members do not contribute to the Health Care Plan. Nearly all health care plan enrollees, for the most recent year, pay a portion of the health care costs in the form of a monthly premium. Under Ohio law, funding for post-employment health care may be deducted from employer contributions, currently 14 percent of covered payroll. For the fiscal year ended June 30, 2018, STRS did not allocate any employer contributions to post-employment health care.

D. OPEB Liabilities, OPEB Expense, and Deferred Outflows of Resources and Deferred Inflows of Resources Related to OPEB

The net OPEB liability was measured as of June 30, 2017, and the total OPEB liability used to calculate the net OPEB liability was determined by an actuarial valuation as of that date. The District's proportion of the net OPEB liability was based on the District's share of contributions to the respective retirement systems relative to the contributions of all participating entities. Following is information related to the proportionate share and OPEB expense:

	<u>SERS</u>	<u>STRS</u>	<u>Total</u>
Proportion of the net OPEB liability prior measurement date	0.02447047%	0.02466186%	
Proportion of the net OPEB liability current measurement date	<u>0.02632320%</u>	<u>0.02451774%</u>	
Change in proportionate share	<u>0.00185273%</u>	<u>-0.00014412%</u>	
Proportionate share of the net OPEB liability	\$ 706,446	\$ 956,592	\$ 1,663,038
OPEB expense	\$ 55,474	\$ (293,002)	\$ (237,528)

**RIVERSIDE LOCAL SCHOOL DISTRICT
LOGAN COUNTY**

NOTES TO THE BASIC FINANCIAL STATEMENTS
FOR THE FISCAL YEAR ENDED JUNE 30, 2018

NOTE 15 - DEFINED BENEFIT OPEB PLANS - (Continued)

At June 30, 2018, the District reported deferred outflows of resources and deferred inflows of resources related to OPEB from the following sources:

	<u>SERS</u>	<u>STRS</u>	<u>Total</u>
Deferred outflows of resources			
Differences between expected and actual experience	\$ -	\$ 55,221	\$ 55,221
Difference between District contributions and proportionate share of contributions/change in proportionate share	36,760	-	36,760
District contributions subsequent to the measurement date	<u>22,067</u>	<u>-</u>	<u>22,067</u>
Total deferred outflows of resources	<u>\$ 58,827</u>	<u>\$ 55,221</u>	<u>\$ 114,048</u>
Deferred inflows of resources			
Net difference between projected and actual earnings on pension plan investments	\$ 1,866	\$ 40,887	\$ 42,753
Changes of assumptions	67,038	77,056	144,094
Difference between District contributions and proportionate share of contributions/change in proportionate share	<u>-</u>	<u>6,607</u>	<u>6,607</u>
Total deferred inflows of resources	<u>\$ 68,904</u>	<u>\$ 124,550</u>	<u>\$ 193,454</u>

\$22,067 reported as deferred outflows of resources related to OPEB resulting from District contributions subsequent to the measurement date will be recognized as a reduction of the net OPEB liability in the year ending June 30, 2019. Other amounts reported as deferred outflows of resources and deferred inflows of resources related to OPEB will be recognized in OPEB expense as follows:

	<u>SERS</u>	<u>STRS</u>	<u>Total</u>
Fiscal Year Ending June 30:			
2019	\$ (11,436)	\$ (14,963)	\$ (26,399)
2020	(11,436)	(14,963)	(26,399)
2021	(8,804)	(14,963)	(23,767)
2022	(466)	(14,962)	(15,428)
2023	(2)	(4,741)	(4,743)
Thereafter	<u>-</u>	<u>(4,737)</u>	<u>(4,737)</u>
Total	<u>\$ (32,144)</u>	<u>\$ (69,329)</u>	<u>\$ (101,473)</u>

**RIVERSIDE LOCAL SCHOOL DISTRICT
LOGAN COUNTY**

NOTES TO THE BASIC FINANCIAL STATEMENTS
FOR THE FISCAL YEAR ENDED JUNE 30, 2018

NOTE 15 - DEFINED BENEFIT OPEB PLANS - (Continued)

E. Actuarial Assumptions - SERS

The total OPEB liability is determined by SERS' actuaries in accordance with GASB Statement No. 74, as part of their annual actuarial valuation for each retirement plan. Actuarial valuations of an ongoing plan involve estimates of the value of reported amounts (e.g., salaries, credited service) and assumptions about the probability of occurrence of events far into the future (e.g., mortality, disabilities, retirements, employment terminations). Actuarially determined amounts are subject to continual review and potential modifications, as actual results are compared with past expectations and new estimates are made about the future.

Projections of benefits for financial reporting purposes are based on the substantive plan (the plan as understood by the employers and plan members) and include the types of benefits provided at the time of each valuation and the historical pattern of sharing benefit costs between the employers and plan members to that point. The projection of benefits for financial reporting purposes does not explicitly incorporate the potential effects of legal or contractual funding limitations.

Actuarial calculations reflect a long-term perspective. For a newly hired employee, actuarial calculations will take into account the employee's entire career with the employer and also take into consideration the benefits, if any, paid to the employee after termination of employment until the death of the employee and any applicable contingent annuitant. In many cases, actuarial calculations reflect several decades of service with the employer and the payment of benefits after termination.

Key methods and assumptions used in calculating the total OPEB liability in the latest actuarial valuation date of June 30, 2017, are presented below:

Wage inflation	3.00 percent
Future salary increases, including inflation	3.50 percent to 18.20 percent
Investment rate of return	7.50 percent net of investments expense, including inflation
Municipal bond index rate:	
Measurement date	3.56 percent
Prior measurement date	2.92 percent
Single equivalent interest rate, net of plan investment expense, including price inflation:	
Measurement date	3.63 percent
Prior measurement date	2.98 percent
Medical trend assumption:	
Medicare	5.50 to 5.00 percent
Pre-Medicare	7.50 to 5.00 percent

Mortality rates were based on the RP-2014 Blue Collar Mortality Table with fully generational projection and Scale BB, 120 percent of male rates and 110 percent of female rates. RP-2000 Disabled Mortality Table with 90 percent for male rates and 100 percent for female rates set back five years.

The most recent experience study was completed for the five year period ended June 30, 2015.

**RIVERSIDE LOCAL SCHOOL DISTRICT
LOGAN COUNTY**

NOTES TO THE BASIC FINANCIAL STATEMENTS
FOR THE FISCAL YEAR ENDED JUNE 30, 2018

NOTE 15 - DEFINED BENEFIT OPEB PLANS - (Continued)

The long-term expected rate of return on plan assets is reviewed as part of the actuarial five-year experience study. The most recent study covers fiscal years 2010 through 2015, and was adopted by the Board on April 21, 2016. Several factors are considered in evaluating the long-term rate of return assumption including long-term historical data, estimates inherent in current market data, and a log-normal distribution analysis in which best-estimate ranges of expected future real rates of return were developed by the investment consultant for each major asset class. These ranges were combined to produce the long-term expected rate of return, 7.50 percent, by weighting the expected future real rates of return by the target asset allocation percentage and then adding expected inflation. The capital market assumptions developed by the investment consultant are intended for use over a 10-year horizon and may not be useful in setting the long-term rate of return for funding pension plans which covers a longer timeframe. The assumption is intended to be a long-term assumption and is not expected to change absent a significant change in the asset allocation, a change in the inflation assumption, or a fundamental change in the market that alters expected returns in future years.

The target asset allocation and best estimates of arithmetic real rates of return for each major asset class, as used in the June 30, 2015 five-year experience study, are summarized as follows:

<u>Asset Class</u>	<u>Target Allocation</u>	<u>Long-Term Expected Real Rate of Return</u>
Cash	1.00 %	0.50 %
US Stocks	22.50	4.75
Non-US Stocks	22.50	7.00
Fixed Income	19.00	1.50
Private Equity	10.00	8.00
Real Assets	15.00	5.00
Multi-Asset Strategies	10.00	3.00
Total	<u>100.00 %</u>	

Discount Rate - The discount rate used to measure the total OPEB liability at June 30, 2017 was 3.63 percent. The discount rate used to measure total OPEB liability prior to June 30, 2017 was 2.98 percent. The projection of cash flows used to determine the discount rate assumed that contributions will be made from members and the System at the state statute contribution rate of 2.00 percent of projected covered employee payroll each year, which includes a 1.50 percent payroll surcharge and 0.50 percent of contributions from the basic benefits plan. Based on these assumptions, the OPEB plan's fiduciary net position was projected to become insufficient to make future benefit payments during the fiscal year ending June 30, 2025. Therefore, the long-term expected rate of return on OPEB plan assets was used to present value the projected benefit payments through the fiscal year ending June 30, 2024 and the Fidelity General Obligation 20-year Municipal Bond Index rate of 3.56 percent, as of June 30, 2017 (i.e. municipal bond rate), was used to present value the projected benefit payments for the remaining years in the projection. The total present value of projected benefit payments from all years was then used to determine the single rate of return that was used as the discount rate. The projection of future benefit payments for all current plan members was until the benefit payments ran out.

**RIVERSIDE LOCAL SCHOOL DISTRICT
LOGAN COUNTY**

NOTES TO THE BASIC FINANCIAL STATEMENTS
FOR THE FISCAL YEAR ENDED JUNE 30, 2018

NOTE 15 - DEFINED BENEFIT OPEB PLANS - (Continued)

Sensitivity of the District's Proportionate Share of the Net OPEB Liability to Changes in the Discount Rate and Changes in the Health Care Cost Trend Rates - The net OPEB liability is sensitive to changes in the discount rate and the health care cost trend rate. The following table presents the net OPEB liability of SERS, what SERS' net OPEB liability would be if it were calculated using a discount rate that is 1 percentage point lower (2.63%) and higher (4.63%) than the current discount rate (3.63%). Also shown is what SERS' net OPEB liability would be based on health care cost trend rates that are 1 percentage point lower (6.5% decreasing to 4.0%) and higher (8.5% decreasing to 6.0%) than the current rate.

	1% Decrease (2.63%)	Current Discount Rate (3.63%)	1% Increase (4.63%)
District's proportionate share of the net OPEB liability	\$ 853,123	\$ 706,446	\$ 590,240
	1% Decrease (6.5 % decreasing to 4.0 %)	Current Trend Rate (7.5 % decreasing to 5.0 %)	1% Increase (8.5 % decreasing to 6.0 %)
District's proportionate share of the net OPEB liability	\$ 573,228	\$ 706,446	\$ 882,762

F. Actuarial Assumptions - STRS

Key methods and assumptions used in the latest actuarial valuation, reflecting experience study results used in the June 30, 2017, actuarial valuation are presented below:

Inflation	2.50 percent
Projected salary increases	12.50 percent at age 20 to 2.50 percent at age 65
Investment rate of return	7.45 percent, net of investment expenses, including inflation
Payroll increases	3 percent
Cost-of-living adjustments (COLA)	0.0 percent, effective July 1, 2017
Blended discount rate of return	4.13 percent
Health care cost trends	6 to 11 percent initial, 4.5 percent ultimate

Projections of benefits include the historical pattern of sharing benefit costs between the employers and retired plan members.

For healthy retirees the mortality rates are based on the RP-2014 Annuitant Mortality Table with 50 percent of rates through age 69, 70 percent of rates between ages 70 and 79, 90 percent of rates between ages 80 and 84, and 100 percent of rates thereafter, projected forward generationally using mortality improvement scale MP-2016. For disabled retirees, mortality rates are based on the RP-2014 Disabled Mortality Table with 90 percent of rates for males and 100 percent of rates for females, projected forward generationally using mortality improvement scale MP-2016.

**RIVERSIDE LOCAL SCHOOL DISTRICT
LOGAN COUNTY**

NOTES TO THE BASIC FINANCIAL STATEMENTS
FOR THE FISCAL YEAR ENDED JUNE 30, 2018

NOTE 15 - DEFINED BENEFIT OPEB PLANS - (Continued)

Actuarial assumptions used in the June 30, 2017, valuation are based on the results of an actuarial experience study for the period July 1, 2011 through June 30, 2016.

Since the prior measurement date, the discount rate was increased from 3.26 percent to 4.13 percent based on the methodology defined under GASB Statement No. 74, Financial Reporting for Postemployment Benefit Plans Other Than Pension Plans (OPEB) and the long term expected rate of return was reduced from 7.75 percent to 7.45 percent. Valuation year per capita health care costs were updated, and the salary scale was modified. The percentage of future retirees electing each option was updated based on current data and the percentage of future disabled retirees and terminated vested participants electing health coverage were decreased. The assumed mortality, disability, retirement, withdrawal and future health care cost trend rates were modified along with the portion of rebated prescription drug costs.

Also since the prior measurement date, the subsidy multiplier for non-Medicare benefit recipients was reduced from 2.1 percent to 1.9 percent per year of service. Medicare Part B premium reimbursements were discontinued for certain survivors and beneficiaries and all remaining Medicare Part B premium reimbursements will be discontinued beginning January 2019. Subsequent to the current measurement date, the date for discontinuing remaining Medicare Part B premium reimbursements was extended to January 2020.

STRS' investment consultant develops an estimate range for the investment return assumption based on the target allocation adopted by the Retirement Board. The target allocation and long-term expected rate of return for each major asset class are summarized as follows:

<u>Asset Class</u>	<u>Target Allocation</u>	<u>Long Term Expected Real Rate of Return *</u>
Domestic Equity	28.00 %	7.35 %
International Equity	23.00	7.55
Alternatives	17.00	7.09
Fixed Income	21.00	3.00
Real Estate	10.00	6.00
Liquidity Reserves	<u>1.00</u>	2.25
Total	<u>100.00 %</u>	

*10-Year geometric nominal returns, which include the real rate of return and inflation of 2.25% and does not include investment expenses. Over a 30-year period, STRS' investment consultant indicates that the above target allocations should generate a return above the actuarial rate of return, without net value added by management.

**RIVERSIDE LOCAL SCHOOL DISTRICT
LOGAN COUNTY**

NOTES TO THE BASIC FINANCIAL STATEMENTS
FOR THE FISCAL YEAR ENDED JUNE 30, 2018

NOTE 15 - DEFINED BENEFIT OPEB PLANS - (Continued)

Discount Rate - The discount rate used to measure the total OPEB liability was 4.13 percent as of June 30, 2017. The projection of cash flows used to determine the discount rate assumes STRS Ohio continues to allocate no employer contributions to the health care fund. Based on these assumptions, the OPEB plan's fiduciary net position was not projected to be sufficient to make all projected future benefit payments of current plan members. The OPEB plan's fiduciary net position was projected to become insufficient to make future benefit payments during the fiscal year ending June 30, 2037. Therefore, the long-term expected rate of return on OPEB plan assets was used to determine the present value of the projected benefit payments through the fiscal year ending June 30, 2036 and the Bond Buyer 20-year municipal bond rate of 3.58 percent as of June 30, 2017 (i.e. municipal bond rate), was used to determine the present value of the projected benefit payments for the remaining years in the projection. The total present value of projected benefit payments from all years was then used to determine the single rate of return that was used as the discount rate. The blended discount rate of 4.13 percent, which represents the long-term expected rate of return of 7.45 percent for the funded benefit payments and the Bond Buyer 20-year municipal bond rate of 3.58 percent for the unfunded benefit payments, was used to measure the total OPEB liability as of June 30, 2017. A blended discount rate of 3.26 percent which represents the long term expected rate of return of 7.75 percent for the funded benefit payments and the Bond Buyer 20-year municipal bond rate of 2.85 percent for the unfunded benefit payments was used to measure the total OPEB liability at June 30, 2016.

Sensitivity of the District's Proportionate Share of the Net OPEB Liability to Changes in the Discount and Health Care Cost Trend Rate - The following table represents the net OPEB liability as of June 30, 2017, calculated using the current period discount rate assumption of 4.13 percent, as well as what the net OPEB liability would be if it were calculated using a discount rate that is one percentage point lower (3.13 percent) or one percentage point higher (5.13 percent) than the current assumption. Also shown is the net OPEB liability as if it were calculated using health care cost trend rates that are one percentage point lower or one percentage point higher than the current health care cost trend rates.

	1% Decrease (3.13%)	Current Discount Rate (4.13%)	1% Increase (5.13%)
District's proportionate share of the net OPEB liability	\$ 1,284,209	\$ 956,592	\$ 697,667
	1% Decrease	Current Trend Rate	1% Increase
District's proportionate share of the net OPEB liability	\$ 664,599	\$ 956,592	\$ 1,340,888

**RIVERSIDE LOCAL SCHOOL DISTRICT
LOGAN COUNTY**

NOTES TO THE BASIC FINANCIAL STATEMENTS
FOR THE FISCAL YEAR ENDED JUNE 30, 2018

NOTE 16 - BUDGETARY BASIS OF ACCOUNTING

While reporting financial position, results of operations, and changes in fund balance on the basis of generally accepted accounting principles (GAAP), the budgetary basis as provided by law is based upon accounting for certain transactions on a basis of cash receipts and disbursements.

The statement of revenue, expenditures and changes in fund balance - budget and actual (non-GAAP budgetary basis) presented for the general fund is presented on the budgetary basis to provide a meaningful comparison of actual results with the budget. The major differences between the budget basis and the GAAP basis are that:

- (a) Revenues and other financing sources are recorded when received in cash (budget basis) as opposed to when susceptible to accrual (GAAP basis);
- (b) Expenditures and other financing uses are recorded when paid in cash (budget basis) as opposed to when the liability is incurred (GAAP basis);
- (c) In order to determine compliance with Ohio law, and to reserve that portion of the applicable appropriation, total outstanding encumbrances (budget basis) are recorded as the equivalent of an expenditure, as opposed to assigned or committed fund balance for that portion of outstanding encumbrances not already recognized as an account payable (GAAP basis);
- (d) Advances-in and advances-out are operating transactions (budget basis) as opposed to balance sheet transactions (GAAP basis); and,
- (e) Some funds are included in the general fund (GAAP basis), but have separate legally adopted budgets (budget basis).

The adjustments necessary to convert the results of operations for the year on the budget basis to the GAAP basis for the general fund is as follows:

Net Change in Fund Balance

	<u>General fund</u>
Budget basis	\$ 971,159
Net adjustment for revenue accruals	158,839
Net adjustment for expenditure accruals	(94,272)
Net adjustment for other sources/uses	(9,063)
Funds budgeted elsewhere	3,662
Adjustment for encumbrances	241,033
GAAP basis	<u>\$ 1,271,358</u>

Certain funds that are legally budgeted in separate fund classifications are considered part of the general fund on a GAAP basis. This includes the special trust fund, uniform school supplies fund, public school support fund and termination benefits fund.

**RIVERSIDE LOCAL SCHOOL DISTRICT
LOGAN COUNTY**

**NOTES TO THE BASIC FINANCIAL STATEMENTS
FOR THE FISCAL YEAR ENDED JUNE 30, 2018**

NOTE 17 - CONTINGENCIES

A. Grants

The District receives significant financial assistance from numerous federal, State and local agencies in the form of grants. The disbursement of funds received under these programs generally requires compliance with terms and conditions specified in the grant agreements and are subject to audit by the grantor agencies. Any disallowed claims resulting from such audits could become a liability of the District. However, in the opinion of management, any such disallowed claims will not have a material effect on the financial position of the District.

B. Litigation

The District is involved in no material litigation as either plaintiff or defendant.

C. Foundation Funding

District Foundation funding is based on the annualized full-time equivalent (FTE) enrollment of each student. Traditional Districts must comply with minimum hours of instruction, instead of a minimum number of school days each year. The funding formula the Ohio Department of Education (ODE) is legislatively required to follow will continue to adjust as enrollment information is updated by the District, which can extend past the fiscal year-end.

NOTE 18 - SET-ASIDES

The District is required by State law to annually set-aside certain general fund revenue amounts, as defined by statutory formula, for the acquisition and construction of capital improvements. Amounts not spent by the end of the fiscal year or offset by similarly restricted resources received during the year must be held in cash at fiscal year-end. This amount must be carried forward to be used for the same purpose in future years. Expenditures exceeding the set-aside requirement may not be carried forward to the next fiscal year.

**RIVERSIDE LOCAL SCHOOL DISTRICT
LOGAN COUNTY**

NOTES TO THE BASIC FINANCIAL STATEMENTS
FOR THE FISCAL YEAR ENDED JUNE 30, 2018

NOTE 18 - SET-ASIDES - (Continued)

The following cash-basis information describes the change in the fiscal year-end set-aside amount for capital improvements. Disclosure of this information is required by State statute.

	<u>Capital Improvements</u>
Set-aside balance June 30, 2017	\$ -
Current year set-aside requirement	124,461
Contributions in excess of the current fiscal year set-aside requirement	-
Current year qualifying expenditures	(167,893)
Excess qualified expenditures from prior years	-
Current year offsets	(134,970)
Waiver granted by ODE	-
Prior year offset from bond proceeds	-
Total	<u>\$ (178,402)</u>
Balance carried forward to fiscal year 2019	<u>\$ -</u>
Set-aside balance June 30, 2018	<u>\$ -</u>

During fiscal year 2001, the District issued \$2,881,817 in capital related school improvement bonds. These proceeds may be used to reduce the capital improvements set-aside amount to below zero for future years.

The amount presented for prior year offset from bond proceeds is limited to an amount needed to reduce the capital improvements set-aside balance to \$0. The District is responsible for tracking the amount of bond proceeds that may be used as an offset in future periods, which was \$2,542,865 at June 30, 2018.

NOTE 19 - OTHER COMMITMENTS

The District utilizes encumbrance accounting as part of its budgetary controls. Encumbrances outstanding at year end may be reported as part of restricted, committed, or assigned classifications of fund balance. At year end, the District's commitments for encumbrances in the governmental funds were as follows:

	<u>Year-End Encumbrances</u>
<u>Fund</u>	
General fund	\$ 170,417
Capital projects	10,878
Nonmajor governmental funds	<u>33,837</u>
Total	<u>\$ 215,132</u>

**RIVERSIDE LOCAL SCHOOL DISTRICT
LOGAN COUNTY**

NOTES TO THE BASIC FINANCIAL STATEMENTS
FOR THE FISCAL YEAR ENDED JUNE 30, 2018

NOTE 20 - CONTRACTUAL COMMITMENTS

As of June 30, 2018, the District had the following contractual commitments outstanding related to various projects. A summary of the primary contractual commitments follows:

Contractor	Contractual Commitments	Amount Paid as of 6/30/2018	Amount Remaining on Contracts
Ohio P & E, Inc.	\$ 122,000	\$ 40,385	\$ 81,615

NOTE 21 – SUBSEQUENT EVENT

On November 6, 2018, the voters of the District approved a Replacement Income Tax levy. The levy will replace the 1.75% income tax (expiring December 31, 2019) with a 1.50% income tax (levied for a continuing period of time).

REQUIRED SUPPLEMENTARY INFORMATION

**RIVERSIDE LOCAL SCHOOL DISTRICT
LOGAN COUNTY, OHIO**

SCHEDULES OF REQUIRED SUPPLEMENTARY INFORMATION

SCHEDULE OF THE DISTRICT'S PROPORTIONATE SHARE OF
THE NET PENSION LIABILITY
SCHOOL EMPLOYEES RETIREMENT SYSTEM (SERS) OF OHIO

LAST FIVE FISCAL YEARS

	<u>2018</u>	<u>2017</u>	<u>2016</u>	<u>2015</u>	<u>2014</u>
District's proportion of the net pension liability	0.02593240%	0.02412650%	0.02599480%	0.02506400%	0.02506400%
District's proportionate share of the net pension liability	\$ 1,549,404	\$ 1,765,837	\$ 1,483,288	\$ 1,268,475	\$ 1,490,476
District's covered payroll	\$ 926,986	\$ 688,086	\$ 782,580	\$ 728,312	\$ 818,251
District's proportionate share of the net pension liability as a percentage of its covered payroll	167.14%	256.63%	189.54%	174.17%	182.15%
Plan fiduciary net position as a percentage of the total pension liability	69.50%	62.98%	69.16%	71.70%	65.52%

Note: Information prior to 2014 was unavailable. Schedule is intended to show information for 10 years. Additional years will be displayed as they become available.

Amounts presented for each fiscal year were determined as of the District's measurement date which is the prior year-end.

SEE ACCOMPANYING NOTES TO THE REQUIRED SUPPLEMENTARY INFORMATION

**RIVERSIDE LOCAL SCHOOL DISTRICT
LOGAN COUNTY, OHIO**

SCHEDULES OF REQUIRED SUPPLEMENTARY INFORMATION

SCHEDULE OF THE DISTRICT'S PROPORTIONATE SHARE OF
THE NET PENSION LIABILITY
STATE TEACHERS RETIREMENT SYSTEM (STRS) OF OHIO

LAST FIVE FISCAL YEARS

	<u>2018</u>	<u>2017</u>	<u>2016</u>	<u>2015</u>	<u>2014</u>
District's proportion of the net pension liability	0.02451774%	0.02466186%	0.02574017%	0.02570535%	0.02570535%
District's proportionate share of the net pension liability	\$ 5,824,242	\$ 8,255,068	\$ 7,113,830	\$ 6,252,431	\$ 7,447,855
District's covered payroll	\$ 2,757,414	\$ 2,629,479	\$ 2,716,914	\$ 2,626,377	\$ 2,859,262
District's proportionate share of the net pension liability as a percentage of its covered payroll	211.22%	313.94%	261.83%	238.06%	260.48%
Plan fiduciary net position as a percentage of the total pension liability	75.30%	66.80%	72.10%	74.70%	69.30%

Note: Information prior to 2014 was unavailable. Schedule is intended to show information for 10 years. Additional years will be displayed as they become available.

Amounts presented for each fiscal year were determined as of the District's measurement date which is the prior year-end.

SEE ACCOMPANYING NOTES TO THE REQUIRED SUPPLEMENTARY INFORMATION

**RIVERSIDE LOCAL SCHOOL DISTRICT
LOGAN COUNTY, OHIO**

SCHEDULES OF REQUIRED SUPPLEMENTARY INFORMATION

SCHEDULE OF DISTRICT PENSION CONTRIBUTIONS
SCHOOL EMPLOYEES RETIREMENT SYSTEM (SERS) OF OHIO

	LAST TEN FISCAL YEARS			
	<u>2018</u>	<u>2017</u>	<u>2016</u>	<u>2015</u>
Contractually required contribution	\$ 135,912	\$ 129,778	\$ 96,332	\$ 103,144
Contributions in relation to the contractually required contribution	<u>(135,912)</u>	<u>(129,778)</u>	<u>(96,332)</u>	<u>(103,144)</u>
Contribution deficiency (excess)	<u>\$ -</u>	<u>\$ -</u>	<u>\$ -</u>	<u>\$ -</u>
District's covered payroll	\$ 1,006,756	\$ 926,986	\$ 688,086	\$ 782,580
Contributions as a percentage of covered payroll	13.50%	14.00%	14.00%	13.18%

SEE ACCOMPANYING NOTES TO THE REQUIRED SUPPLEMENTARY INFORMATION

<u>2014</u>	<u>2013</u>	<u>2012</u>	<u>2011</u>	<u>2010</u>	<u>2009</u>
\$ 100,944	\$ 113,246	\$ 109,327	\$ 92,422	\$ 105,181	\$ 74,216
<u>(100,944)</u>	<u>(113,246)</u>	<u>(109,327)</u>	<u>(92,422)</u>	<u>(105,181)</u>	<u>(74,216)</u>
<u>\$ -</u>	<u>\$ -</u>	<u>\$ -</u>	<u>\$ -</u>	<u>\$ -</u>	<u>\$ -</u>
\$ 728,312	\$ 818,251	\$ 812,840	\$ 735,259	\$ 776,817	\$ 754,228
13.86%	13.84%	13.45%	12.57%	13.54%	9.84%

**RIVERSIDE LOCAL SCHOOL DISTRICT
LOGAN COUNTY, OHIO**

SCHEDULES OF REQUIRED SUPPLEMENTARY INFORMATION

SCHEDULE OF DISTRICT PENSION CONTRIBUTIONS
STATE TEACHERS RETIREMENT SYSTEM (STRS) OF OHIO

	LAST TEN FISCAL YEARS			
	<u>2018</u>	<u>2017</u>	<u>2016</u>	<u>2015</u>
Contractually required contribution	\$ 397,462	\$ 386,038	\$ 368,127	\$ 380,368
Contributions in relation to the contractually required contribution	<u>(397,462)</u>	<u>(386,038)</u>	<u>(368,127)</u>	<u>(380,368)</u>
Contribution deficiency (excess)	<u>\$ -</u>	<u>\$ -</u>	<u>\$ -</u>	<u>\$ -</u>
District's covered payroll	\$ 2,839,014	\$ 2,757,414	\$ 2,629,479	\$ 2,716,914
Contributions as a percentage of covered payroll	14.00%	14.00%	14.00%	14.00%

SEE ACCOMPANYING NOTES TO THE REQUIRED SUPPLEMENTARY INFORMATION

2014	2013	2012	2011	2010	2009
\$ 341,429	\$ 371,704	\$ 406,780	\$ 402,007	\$ 396,624	\$ 440,575
<u>(341,429)</u>	<u>(371,704)</u>	<u>(406,780)</u>	<u>(402,007)</u>	<u>(396,624)</u>	<u>(440,575)</u>
<u>\$ -</u>	<u>\$ -</u>	<u>\$ -</u>	<u>\$ -</u>	<u>\$ -</u>	<u>\$ -</u>
\$ 2,626,377	\$ 2,859,262	\$ 3,129,077	\$ 3,092,362	\$ 3,050,954	\$ 3,389,038
13.00%	13.00%	13.00%	13.00%	13.00%	13.00%

**RIVERSIDE LOCAL SCHOOL DISTRICT
LOGAN COUNTY, OHIO**

SCHEDULES OF REQUIRED SUPPLEMENTARY INFORMATION

SCHEDULE OF THE DISTRICT'S PROPORTIONATE SHARE OF
THE NET OPEB LIABILITY
SCHOOL EMPLOYEES RETIREMENT SYSTEM (SERS) OF OHIO

LAST TWO FISCAL YEARS

	2018	2017
District's proportion of the net OPEB liability	0.02632320%	0.02447047%
District's proportionate share of the net OPEB liability	\$ 706,446	\$ 697,499
District's covered payroll	\$ 926,986	\$ 688,086
District's proportionate share of the net OPEB liability as a percentage of its covered payroll	76.21%	101.37%
Plan fiduciary net position as a percentage of the total OPEB liability	12.46%	11.49%

Note: Information prior to 2017 was unavailable. Schedule is intended to show information for 10 years. Additional years will be displayed as they become available.

Amounts presented for each fiscal year were determined as of the District's measurement date which is the prior year-end.

SEE ACCOMPANYING NOTES TO THE REQUIRED SUPPLEMENTARY INFORMATION

**RIVERSIDE LOCAL SCHOOL DISTRICT
LOGAN COUNTY, OHIO**

SCHEDULES OF REQUIRED SUPPLEMENTARY INFORMATION

SCHEDULE OF THE DISTRICT'S PROPORTIONATE SHARE OF
THE NET OPEB LIABILITY
STATE TEACHERS RETIREMENT SYSTEM (STRS) OF OHIO

LAST TWO FISCAL YEARS

	2018	2017
District's proportion of the net OPEB liability	0.02451774%	0.02466186%
District's proportionate share of the net OPEB liability	\$ 956,592	\$ 1,318,923
District's covered payroll	\$ 2,757,414	\$ 2,629,479
District's proportionate share of the net OPEB liability as a percentage of its covered payroll	34.69%	50.16%
Plan fiduciary net position as a percentage of the total OPEB liability	47.10%	37.30%

Note: Information prior to 2017 was unavailable. Schedule is intended to show information for 10 years. Additional years will be displayed as they become available.

Amounts presented for each fiscal year were determined as of the District's measurement date which is the prior year-end.

SEE ACCOMPANYING NOTES TO THE REQUIRED SUPPLEMENTARY INFORMATION

**RIVERSIDE LOCAL SCHOOL DISTRICT
LOGAN COUNTY, OHIO**

SCHEDULES OF REQUIRED SUPPLEMENTARY INFORMATION

SCHEDULE OF DISTRICT OPEB CONTRIBUTIONS
SCHOOL EMPLOYEES RETIREMENT SYSTEM (SERS) OF OHIO

	LAST TEN FISCAL YEARS			
	<u>2018</u>	<u>2017</u>	<u>2016</u>	<u>2015</u>
Contractually required contribution	\$ 22,067	\$ 14,383	\$ 12,472	\$ 19,336
Contributions in relation to the contractually required contribution	<u>(22,067)</u>	<u>(14,383)</u>	<u>(12,472)</u>	<u>(19,336)</u>
Contribution deficiency (excess)	<u>\$ -</u>	<u>\$ -</u>	<u>\$ -</u>	<u>\$ -</u>
District's covered payroll	\$ 1,006,756	\$ 926,986	\$ 688,086	\$ 782,580
Contributions as a percentage of covered payroll	2.19%	1.55%	1.81%	2.47%

SEE ACCOMPANYING NOTES TO THE REQUIRED SUPPLEMENTARY INFORMATION

<u>2014</u>	<u>2013</u>	<u>2012</u>	<u>2011</u>	<u>2010</u>	<u>2009</u>
\$ 28,285	\$ 21,398	\$ 47,843	\$ 12,830	\$ 17,448	\$ 20,977
<u>(28,285)</u>	<u>(21,398)</u>	<u>(47,843)</u>	<u>(12,830)</u>	<u>(17,448)</u>	<u>(20,977)</u>
<u>\$ -</u>	<u>\$ -</u>	<u>\$ -</u>	<u>\$ -</u>	<u>\$ -</u>	<u>\$ -</u>
\$ 728,312	\$ 818,251	\$ 812,840	\$ 735,259	\$ 776,817	\$ 754,228
3.88%	2.62%	5.89%	1.74%	2.25%	2.78%

**RIVERSIDE LOCAL SCHOOL DISTRICT
LOGAN COUNTY, OHIO**

SCHEDULES OF REQUIRED SUPPLEMENTARY INFORMATION

SCHEDULE OF DISTRICT OPEB CONTRIBUTIONS
STATE TEACHERS RETIREMENT SYSTEM (STRS) OF OHIO

	LAST TEN FISCAL YEARS			
	<u>2018</u>	<u>2017</u>	<u>2016</u>	<u>2015</u>
Contractually required contribution	\$ -	\$ -	\$ -	\$ -
Contributions in relation to the contractually required contribution	<u>-</u>	<u>-</u>	<u>-</u>	<u>-</u>
Contribution deficiency (excess)	<u>\$ -</u>	<u>\$ -</u>	<u>\$ -</u>	<u>\$ -</u>
District's covered payroll	\$ 2,839,014	\$ 2,757,414	\$ 2,629,479	\$ 2,716,914
Contributions as a percentage of covered payroll	0.00%	0.00%	0.00%	0.00%

SEE ACCOMPANYING NOTES TO THE REQUIRED SUPPLEMENTARY INFORMATION

<u>2014</u>	<u>2013</u>	<u>2012</u>	<u>2011</u>	<u>2010</u>	<u>2009</u>
\$ 30,924	\$ 30,510	\$ 33,890	\$ 27,025	\$ 28,593	\$ 31,291
<u>(30,924)</u>	<u>(30,510)</u>	<u>(33,890)</u>	<u>(27,025)</u>	<u>(28,593)</u>	<u>(31,291)</u>
<u>\$ -</u>	<u>\$ -</u>	<u>\$ -</u>	<u>\$ -</u>	<u>\$ -</u>	<u>\$ -</u>
\$ 2,626,377	\$ 2,859,262	\$ 3,129,077	\$ 3,092,362	\$ 3,050,954	\$ 3,389,038
1.00%	1.00%	1.00%	1.00%	1.00%	1.00%

**RIVERSIDE LOCAL SCHOOL DISTRICT
LOGAN COUNTY, OHIO**

NOTES TO REQUIRED SUPPLEMENTARY INFORMATION
FOR THE FISCAL YEAR ENDED JUNE 30, 2018

PENSION

SCHOOL EMPLOYEES RETIREMENT SYSTEM (SERS) OF OHIO

Changes in benefit terms: There were no changes in benefit terms from the amounts reported for fiscal years 2014-2017. For fiscal year 2018, SERS changed from a fixed 3% annual increase to a Cost of Living Adjustment (COLA) based on the changes in the Consumer Price Index (CPI-W), with a cap of 2.5% and a floor of 0%.

Changes in assumptions: There were no changes in methods and assumptions used in the calculation of actuarial determined contributions for fiscal years 2014-2016. For fiscal year 2017, the following changes of assumptions affected the total pension liability since the prior measurement date: (a) the assumed rate of inflation was reduced from 3.25% to 3.00%, (b) payroll growth assumption was reduced from 4.00% to 3.50%, (c) assumed real wage growth was reduced from 0.75% to 0.50%, (d) Rates of withdrawal, retirement and disability were updated to reflect recent experience, (e) mortality among active members was updated to RP-2014 Blue Collar Mortality Table with fully generational projection and a five year age set-back for both males and females, (f) mortality among service retired members, and beneficiaries was updated to the following RP-2014 Blue Collar Mortality Table with fully generational projection with Scale BB, 120% of male rates, and 110% of female rates, (g) mortality among disabled members was updated to RP-2000 Disabled Mortality Table, 90% for male rates and 100% for female rates, set back five years is used for the period after disability retirement and (h) the discount rate was reduced from 7.75% to 7.50%. There were no changes in methods and assumptions used in the calculation of actuarial determined contributions for fiscal year 2018.

STATE TEACHERS RETIREMENT SYSTEM (STRS) OF OHIO

Changes in benefit terms: There were no changes in benefit terms from the amounts reported for fiscal years 2014-2017. For fiscal year 2018, STRS decreased the Cost of Living Adjustment (COLA) to zero.

Changes in assumptions: There were no changes in methods and assumptions used in the calculation of actuarial determined contributions for fiscal years 2014-2017. For fiscal year 2018, the following changes of assumption affected the total pension liability since the prior measurement date: (a) the long term expected rate of return was reduced from 7.75% to 7.45%, (b) the inflation assumption was lowered from 2.75% to 2.50%, (c) the payroll growth assumption was lowered to 3.00%, (d) total salary increases rate was lowered by decreasing the merit component of the individual salary increases, in addition to a decrease of 0.25% due to lower inflation (e) the healthy and disabled mortality assumptions were updated to the RP-2014 mortality tables with generational improvement scale MP-2016 and (f) rates of retirement, termination and disability were modified to better reflect anticipated future experience.

(Continued)

**RIVERSIDE LOCAL SCHOOL DISTRICT
LOGAN COUNTY, OHIO**

NOTES TO REQUIRED SUPPLEMENTARY INFORMATION (CONTINUED)
FOR THE FISCAL YEAR ENDED JUNE 30, 2018

OTHER POSTEMPLOYMENT BENEFITS (OPEB)

SCHOOL EMPLOYEES RETIREMENT SYSTEM (SERS) OF OHIO

Changes in benefit terms: There were no changes in benefit terms from the amounts reported for fiscal years 2017-2018.

Changes in assumptions: There were no changes in methods and assumptions used in the calculation of actuarial determined contributions for fiscal year 2017. For fiscal year 2018, the following changes of assumptions affected the total OPEB liability since the prior measurement date: (a) assumed rate of inflation was reduced from 3.25% to 3.00%, (b) payroll growth assumption was reduced from 4.00% to 3.50%, (c) assumed real wage growth was reduced from 0.75% to 0.50%, (d) rates of withdrawal, retirement, and disability were updated to reflect recent experience, (e) mortality among active members was updated to the following: RP-2014 Blue Collar Mortality Table with fully generational projection and a five-year age set-back for both males and females, (f) mortality among service retired members, and beneficiaries was updated to the following: RP-2014 Blue Collar Mortality Table with fully generational projection with Scale BB, 120% of male rates, and 110% of female rates, (g) mortality among disabled members was updated to the following: RP-2000 Disabled Mortality Table, 90% for male rates and 100% for female rates, set back five years is used for the period after disability retirement.

STATE TEACHERS RETIREMENT SYSTEM (STRS) OF OHIO

Changes in benefit terms: There were no changes in benefit terms from the amounts reported for fiscal year 2017. For fiscal year 2018, STRS reduced the subsidy multiplier for non-Medicare benefit recipients from 2.1% to 1.9% per year of service. Medicare Part B premium reimbursements were discontinued for certain survivors and beneficiaries and all remaining Medicare Part B premium reimbursements will be discontinued beginning January 2019.

Changes in assumptions: There were no changes in methods and assumptions used in the calculation of actuarial determined contributions for fiscal year 2017. For fiscal year 2018, the following changes of assumption affected the total OPEB liability since the prior measurement date: (a) the discount rate was increased from 3.26% to 4.13% based on the methodology defined under GASB Statement No. 74, Financial Reporting for Postemployment Benefit Plans Other Than Pension Plans (OPEB), (b) the long term expected rate of return was reduced from 7.75% to 7.45%, (c) valuation year per capita health care costs were updated, and the salary scale was modified, (d) the percentage of future retirees electing each option was updated based on current data and the percentage of future disabled retirees and terminated vested participants electing health coverage were decreased and (e) the assumed mortality, disability, retirement, withdrawal and future health care cost trend rates were modified along with the portion of rebated prescription drug costs.

This page intentionally left blank.

JAMES G. ZUPKA, C.P.A., INC.

*Certified Public Accountants
5240 East 98th Street
Garfield Hts., Ohio 44125*

Member American Institute of Certified Public Accountants

(216) 475 - 6136

Ohio Society of Certified Public Accountants

**REPORT ON INTERNAL CONTROL OVER FINANCIAL REPORTING
AND ON COMPLIANCE AND OTHER MATTERS BASED ON AN
AUDIT OF FINANCIAL STATEMENTS PERFORMED IN
ACCORDANCE WITH GOVERNMENT AUDITING STANDARDS**

To the Members of Board of Education
Riverside Local School District
DeGraff, Ohio

The Honorable Keith Faber
Auditor of State
State of Ohio

We have audited, in accordance with the auditing standards generally accepted in the United States of America and the standards applicable to financial audits contained in Government Auditing Standards issued by the Comptroller General of the United States, the financial statements of the governmental activities, each major fund, and the aggregate remaining fund information of the Riverside Local School District, Logan County, Ohio, (the District) as of and for the year ended June 30, 2018, and the related notes to the financial statements, which collectively comprise the District's basic financial statements, and have issued our report thereon dated November 19, 2019, wherein we noted the District adopted new accounting guidance in Governmental Accounting Standards Board (GASB) Statement No. 75, *Accounting and Financial Reporting for Postemployment Benefits Other Than Pensions*.

Internal Control Over Financial Reporting

In planning and performing our audit of the financial statements, we considered the District's internal control over financial reporting (internal control) to determine the audit procedures that are appropriate in the circumstances for the purpose of expressing our opinions on the financial statements, but not for the purpose of expressing an opinion on the effectiveness of the District's internal control. Accordingly, we do not express an opinion on the effectiveness of the District's internal control.

A deficiency in internal control exists when the design or operation of a control does not allow management or employees, in the normal course of performing their assigned functions, to prevent, or detect and correct, misstatements on a timely basis. A material weakness is a deficiency, or a combination of deficiencies, in internal control, such that there is a reasonable possibility that a material misstatement of the District's financial statements will not be prevented, or detected and corrected on a timely basis. A significant deficiency is a deficiency, or a combination of deficiencies, in internal control that is less severe than a material weakness, yet important enough to merit attention by those charged with governance.

Our consideration of internal control was for the limited purpose described in the first paragraph of this section and was not designed to identify all deficiencies in internal control that might be material weaknesses or significant deficiencies. Given these limitations, during our audit we did not identify any deficiencies in internal control that we consider to be material weaknesses. However, material weaknesses may exist that have not been identified.

Compliance and Other Matters

As part of obtaining reasonable assurance about whether the District's financial statements are free from material misstatement, we performed tests of its compliance with certain provisions of laws, regulations, contracts, and grant agreements, noncompliance with which could have a direct and material effect on the determination of financial statement amounts. However, providing an opinion on compliance with those provisions was not an objective of our audit, and accordingly, we do not express such an opinion. The results of our tests disclosed no instances of noncompliance or other matters that are required to be reported under *Government Auditing Standards*.

Purpose of This Report

The purpose of this report is solely to describe the scope of our testing of internal control and compliance and the results of that testing, and not to provide an opinion on the effectiveness of the District's internal control or on compliance. This report is an integral part of an audit performed in accordance with *Government Auditing Standards* in considering the District's internal control and compliance. Accordingly, this communication is not suitable for any other purpose.



James G. Zupka, CPA, Inc.
Certified Public Accountants

November 19, 2019

**RIVERSIDE LOCAL SCHOOL DISTRICT
LOGAN COUNTY, OHIO
SCHEDULE OF PRIOR AUDIT FINDINGS AND RECOMMENDATIONS
FOR THE FISCAL YEAR ENDED JUNE 30, 2018**

The prior audit report, as of June 30, 2017, included no findings. Management letter recommendations, as of June 30, 2017, have been corrected, repeated, or procedures instituted to prevent occurrences in this audit report.

This page intentionally left blank.

OHIO AUDITOR OF STATE KEITH FABER



RIVERSIDE LOCAL SCHOOL DISTRICT

LOGAN COUNTY

CLERK'S CERTIFICATION

This is a true and correct copy of the report which is required to be filed in the Office of the Auditor of State pursuant to Section 117.26, Revised Code, and which is filed in Columbus, Ohio.

Susan Babbitt

CLERK OF THE BUREAU

**CERTIFIED
DECEMBER 31, 2019**