



**NORTH FORK LOCAL SCHOOL DISTRICT  
LICKING COUNTY**

**SINGLE AUDIT**

**FOR THE YEAR ENDED JUNE 30, 2018**



**NORTH FORK LOCAL SCHOOL DISTRICT  
LICKING COUNTY  
JUNE 30, 2018**

**TABLE OF CONTENTS**

<b>TITLE</b>	<b>PAGE</b>
Independent Auditor's Report .....	1
Prepared by Management:	
Management's Discussion and Analysis .....	5
Basic Financial Statements:	
Government-wide Financial Statements:	
Statement of Net Position .....	17
Statement of Activities.....	18
Fund Financial Statements:	
Balance Sheet	
Governmental Funds .....	19
Reconciliation of Total Governmental Fund Balances to Net Position of Governmental Activities .....	20
Statement of Revenues, Expenditures and Changes in Fund Balance Governmental Funds .....	21
Reconciliation of the Statement of Revenues, Expenditures and Changes in Fund Balances of Governmental Funds to the Statement of Activities.....	22
Statement of Revenues, Expenditures and Changes in Fund Balance - Budget (Non-GAAP Basis) and Actual General Fund.....	23
Statement of Fund Net Position	
Fiduciary Funds .....	24
Statement of Changes in Fiduciary Net Position Fiduciary Funds .....	25
Notes to the Basic Financial Statements .....	26

**NORTH FORK LOCAL SCHOOL DISTRICT  
LICKING COUNTY  
JUNE 30, 2018**

**TABLE OF CONTENTS  
(Continued)**

TITLE	PAGE
Required Supplementary Information:	
Schedule of the District's Proportionate Share of the Net Pension Liability School Employees Retirement System (SERS) of Ohio.....	74
Schedule of the District's Proportionate Share of the Net Pension Liability State Teachers Retirement System (STRS) of Ohio.....	75
Schedule of District Pension Contributions (School Employees Retirement System).....	76
Schedule of District Pension Contributions (State Teacher's Retirement System) .....	78
Schedule of the District's Proportionate Share of the Net OPEB Liability (School Employees Retirement System) .....	80
Schedule of the District's Proportionate Share of the Net OPEB Liability (State Teacher's Retirement System) .....	81
Schedule of District OPEB Contributions (School Employees Retirement System).....	82
Schedule of District OPEB Contributions (State Teacher's Retirement System) .....	84
Notes to Required Supplementary Information .....	86
Schedule of Expenditures of Federal Awards .....	89
Notes to the Schedule of Expenditures of Federal Awards.....	90
Independent Auditor's Report on Internal Control Over Financial Reporting and on Compliance and Other Matters Required by <i>Government Auditing Standards</i> .....	91
Independent Auditor's Report on Compliance with Requirements Applicable to Each Major Federal Program and on Internal Control Over Compliance Required by the Uniform Guidance.....	93
Schedule of Findings.....	95
Prepared by Management:	
Summary Schedule of Prior Audit Findings .....	96

# OHIO AUDITOR OF STATE KEITH FABER



## INDEPENDENT AUDITOR'S REPORT

North Fork Local School District  
Licking County  
312 Maple Avenue  
Utica, Ohio 43080

To the Board of Education:

### ***Report on the Financial Statements***

We have audited the accompanying financial statements of the governmental activities, each major fund, and the aggregate remaining fund information of the North Fork Local School District, Licking County, Ohio (the District), as of and for the year ended June 30, 2018, and the related notes to the financial statements, which collectively comprise the District's basic financial statements as listed in the table of contents.

### ***Management's Responsibility for the Financial Statements***

Management is responsible for preparing and fairly presenting these financial statements in accordance with accounting principles generally accepted in the United States of America; this includes designing, implementing, and maintaining internal control relevant to preparing and fairly presenting financial statements that are free from material misstatement, whether due to fraud or error.

### ***Auditor's Responsibility***

Our responsibility is to opine on these financial statements based on our audit. We audited in accordance with auditing standards generally accepted in the United States of America and the financial audit standards in the Comptroller General of the United States' *Government Auditing Standards*. Those standards require us to plan and perform the audit to reasonably assure the financial statements are free from material misstatement.

An audit requires obtaining evidence about financial statement amounts and disclosures. The procedures selected depend on our judgment, including assessing the risks of material financial statement misstatement, whether due to fraud or error. In assessing those risks, we consider internal control relevant to the District's preparation and fair presentation of the financial statements in order to design audit procedures that are appropriate in the circumstances, but not to the extent needed to opine on the effectiveness of the District's internal control. Accordingly, we express no such opinion. An audit also includes evaluating the appropriateness of management's accounting policies and the reasonableness of their significant accounting estimates, as well as our evaluation of the overall financial statement presentation.

We believe the audit evidence we obtained is sufficient and appropriate to support our audit opinions.

88 East Broad Street, Columbus, Ohio 43215  
Phone: 614-466-4514 or 800-282-0370  
[www.ohioauditor.gov](http://www.ohioauditor.gov)

### **Opinion**

In our opinion, the financial statements referred to above present fairly, in all material respects, the respective financial position of the governmental activities, each major fund, and the aggregate remaining fund information of the North Fork Local School District, Licking County, Ohio, as of June 30, 2018, and the respective changes in financial position thereof and the budgetary comparison for the General and thereof for the year then ended in accordance with the accounting principles generally accepted in the United States of America.

### **Emphasis of Matter**

As discussed in Note 3 to the financial statements, during 2018, the District adopted new accounting guidance in Governmental Accounting Standards Board (GASB) Statement No. 75, *Accounting and Financial Reporting for Postemployment Benefits Other Than Pensions*. We did not modify our opinion regarding this matter.

### **Other Matters**

#### *Required Supplementary Information*

Accounting principles generally accepted in the United States of America require this presentation to include *management's discussion and analysis*, and schedules of net pension and other post-employment benefit liabilities and pension and other post-employment benefit contributions listed in the table of contents, to supplement the basic financial statements. Although this information is not part of the basic financial statements, the Governmental Accounting Standards Board considers it essential for placing the basic financial statements in an appropriate operational, economic, or historical context. We applied certain limited procedures to the required supplementary information in accordance with auditing standards generally accepted in the United States of America, consisting of inquiries of management about the methods of preparing the information and comparing the information for consistency with management's responses to our inquiries, to the basic financial statements, and other knowledge we obtained during our audit of the basic financial statements. We do not opine or provide any assurance on the information because the limited procedures do not provide us with sufficient evidence to opine or provide any other assurance.

#### *Supplementary and Other Information*

Our audit was conducted to opine on the District's basic financial statements taken as a whole.

The Schedule of Expenditures of Federal Awards presents additional analysis as required by Title 2 U.S. Code of Federal Regulations (CFR) Part 200, Uniform Administrative Requirements, Cost Principles, and Audit Requirements for Federal Awards and is not a required part of the financial statements.

The schedule is management's responsibility, and derives from and relates directly to the underlying accounting and other records used to prepare the basic financial statements. We subjected this information to the auditing procedures we applied to the basic financial statements. We also applied certain additional procedures, including comparing and reconciling this information directly to the underlying accounting and other records used to prepare the basic financial statements or to the basic financial statements themselves in accordance with auditing standards generally accepted in the United States of America. In our opinion, this information is fairly stated in all material respects in relation to the basic financial statements taken as a whole.

***Other Reporting Required by Government Auditing Standards***

In accordance with *Government Auditing Standards*, we have also issued our report dated February 25, 2019, on our consideration of the District's internal control over financial reporting and our tests of its compliance with certain provisions of laws, regulations, contracts and grant agreements and other matters. That report describes the scope of our internal control testing over financial reporting and compliance, and the results of that testing, and does not opine on internal control over financial reporting or on compliance. That report is an integral part of an audit performed in accordance with *Government Auditing Standards* in considering the District's internal control over financial reporting and compliance.



Keith Faber  
Auditor of State

Columbus, Ohio

February 25, 2019

**THIS PAGE INTENTIONALLY LEFT BLANK**



**NORTH FORK LOCAL SCHOOL DISTRICT  
LICKING COUNTY, OHIO**

**MANAGEMENT'S DISCUSSION AND ANALYSIS  
FOR THE FISCAL YEAR ENDED JUNE 30, 2018  
(UNAUDITED)**

The management's discussion and analysis of the North Fork Local School District's (the "District") financial performance provides an overall review of the District's financial activities for the fiscal year ended June 30, 2018. The intent of this discussion and analysis is to look at the District's financial performance as a whole; readers should also review the basic financial statements and the notes to the basic financial statements to enhance their understanding of the District's financial performance.

**Financial Highlights**

Key financial highlights for fiscal year 2018 are as follows:

- In total, net position of governmental activities increased \$8,540,554 which represents a 345.95% increase from 2017 as restated in Note 3.A.
- General revenues accounted for \$17,165,663 in revenue or 80.87% of all revenues. Program specific revenues in the form of charges for services and sales, grants and contributions accounted for \$4,061,697 or 19.13% of total revenues of \$21,227,360.
- The District had \$12,686,806 in expenses related to governmental activities; only \$4,061,697 of these expenses was offset by program specific charges for services, grants or contributions. General revenues supporting governmental activities (primarily taxes and unrestricted grants and entitlements) of \$17,165,663 were adequate to provide for these programs.
- The District's major governmental funds are the general fund and the bond retirement fund. The general fund had \$18,049,012 in revenues and other financing sources and \$17,354,908 in expenditures and other financing uses. During fiscal year 2018, the general fund's fund balance increased \$694,104 from \$6,864,422 to a balance of \$7,558,526.
- The bond retirement fund had \$4,827,984 in revenues and other financing sources and \$4,615,533 in expenditures and other financing uses. During fiscal year 2018, the District issued refunding bonds in the amount of \$3,735,000 to advance refund a portion of the 2007 current interest general obligation bonds.

**Using the Basic Financial Statements (BFS)**

This annual report consists of a series of financial statements and notes to those statements. These statements are organized so the reader can understand the District as a financial whole, an entire operating entity. The statements then proceed to provide an increasingly detailed look at specific financial activities.

The statement of net position and statement of activities provide information about the activities of the whole District, presenting both an aggregate view of the District's finances and a longer-term view of those finances. Fund financial statements provide the next level of detail. For governmental funds, these statements tell how services were financed in the short-term as well as what remains for future spending. The fund financial statements also look at the District's most significant funds with all other nonmajor funds presented in total in one column. In the case of the District, the general fund and the bond retirement fund are by far the most significant funds, and the only governmental funds reported as a major funds.

**NORTH FORK LOCAL SCHOOL DISTRICT  
LICKING COUNTY, OHIO**

MANAGEMENT'S DISCUSSION AND ANALYSIS  
FOR THE FISCAL YEAR ENDED JUNE 30, 2018  
(UNAUDITED)

**Reporting the District as a Whole**

***Statement of Net Position and the Statement of Activities***

While this document contains the large number of funds used by the District to provide programs and activities, the view of the District as a whole looks at all financial transactions and asks the question, "How did we do financially during 2018?" The statement of net position and statement of activities answer this question. These statements include all assets, deferred outflows, liabilities, deferred inflows, revenues and expenses using the accrual basis of accounting similar to the accounting used by most private-sector companies. This basis of accounting will take into account all of the current year's revenues and expenses regardless of when cash is received or paid.

These two statements report the District's net position and changes in net position. This change in net position is important because it tells the reader that, for the District as a whole, the financial position of the District has improved or diminished. The causes of this change may be the result of many factors, some financial, some not. Non-financial factors include the District's property tax base, current property tax laws in Ohio restricting revenue growth, facility conditions, required educational programs and other factors.

In the statement of net position and statement of activities, the governmental activities include the District's programs and services, including instruction, support services, operation and maintenance of plant, pupil transportation, extracurricular activities, and food service operations.

The District's statement of net position and statement of activities can be found on pages 17-18 of this report.

**Reporting the District's Most Significant Funds**

***Fund Financial Statements***

The analysis of the District's major governmental funds begin on page 14. Fund financial reports provide detailed information about the District's major funds. The District uses many funds to account for a multitude of financial transactions. However, these fund financial statements focus on the District's most significant funds. The District's major governmental funds are the general fund and the bond retirement fund.

***Governmental Funds***

Most of the District's activities are reported in governmental funds, which focus on how money flows into and out of those funds and the balances left at year-end available for spending in future periods. These funds are reported using an accounting method called modified accrual accounting, which measures cash and all other financial assets that can readily be converted to cash. The governmental fund financial statements provide a detailed short-term view of the District's general government operations and the basic services it provides. Governmental fund information helps you determine whether there are more or fewer financial resources that can be spent in the near future to finance educational programs. The relationship (or differences) between governmental activities (reported in the statement of net position and statement of activities) and governmental funds is reconciled in the basic financial statements. The basic governmental fund financial statements can be found on pages 19-23 of this report.

***Reporting the District's Fiduciary Responsibilities***

The District is the trustee, or fiduciary, for its scholarship programs. This activity is presented as a private-purpose trust fund. The District also acts in a trustee capacity as an agent for individuals. These activities are reported in an agency fund. All of the District's fiduciary activities are reported in separate statements of fiduciary net position and changes in fiduciary net position on pages 24 and 25. These activities are excluded from the District's other financial statements because the assets cannot be utilized by the District to finance its operations.

**NORTH FORK LOCAL SCHOOL DISTRICT  
LICKING COUNTY, OHIO**

**MANAGEMENT'S DISCUSSION AND ANALYSIS  
FOR THE FISCAL YEAR ENDED JUNE 30, 2018  
(UNAUDITED)**

***Notes to the Basic Financial Statements***

The notes provide additional information that is essential to a full understanding of the data provided in the government-wide and fund financial statements. These notes to the basic financial statements can be found on pages 26-71 of this report.

***Required Supplementary Information***

In addition to the basic financial statements and accompanying notes, this report also presents certain required supplementary information concerning the District's net pension liability. The required supplementary information can be found on pages 72-85 of this report.

**The District as a Whole**

The table below provides a summary of the District's net position at June 30, 2018 and June 30, 2017. The net position at June 30, 2017 has been restated as described in Note 3.A.

THIS SPACE INTENTIONALLY LEFT BLANK

**NORTH FORK LOCAL SCHOOL DISTRICT  
LICKING COUNTY, OHIO**

**MANAGEMENT'S DISCUSSION AND ANALYSIS  
FOR THE FISCAL YEAR ENDED JUNE 30, 2018  
(UNAUDITED)**

	<b>Net Position</b>	
	Governmental	Restated
	Activities 2018	Governmental Activities 2017
<b><u>Assets</u></b>		
Current and other assets	\$ 16,651,182	\$ 15,430,283
Capital assets, net	28,090,387	28,517,541
Total assets	<u>44,741,569</u>	<u>43,947,824</u>
<b><u>Deferred Outflows of Resources</u></b>		
Unamortized deferred charges on debt refunding	739	241,032
Pension	5,647,998	5,062,796
OPEB	205,069	41,706
Total deferred outflows of resources	<u>5,853,806</u>	<u>5,345,534</u>
<b><u>Liabilities</u></b>		
Current liabilities	1,969,883	1,783,733
Long-term liabilities:		
Due within one year	975,848	951,588
Due in more than one year:		
Net pension liability	18,581,478	25,807,627
Net OPEB liability	4,384,799	5,418,477
Other amounts	6,968,314	7,842,533
Total liabilities	<u>32,880,322</u>	<u>41,803,958</u>
<b><u>Deferred Inflows of Resources</u></b>		
Property taxes levied for next year	5,051,534	4,851,715
Pensions	1,091,219	168,938
OPEB	562,999	-
Total deferred inflows of resources	<u>6,705,752</u>	<u>5,020,653</u>
<b><u>Net position</u></b>		
Net investment in capital assets	22,172,569	21,767,016
Restricted	1,931,588	1,685,644
Unrestricted (deficit)	<u>(13,094,856)</u>	<u>(20,983,913)</u>
Total net position	<u>\$ 11,009,301</u>	<u>\$ 2,468,747</u>

The net pension liability (NPL) is the largest single liability reported by the District at June 30, 2018 and is reported pursuant to GASB Statement 68, "Accounting and Financial Reporting for Pensions - an Amendment of GASB Statement 27." For fiscal year 2018, the School District adopted GASB Statement 75, "Accounting and Financial Reporting for Postemployment Benefits Other Than Pensions," which significantly revises accounting for costs and liabilities related to other postemployment benefits (OPEB). For reasons discussed below, many end users of this financial statement will gain a clearer understanding of the District's actual financial condition by adding deferred inflows related to pension and OPEB, the net pension liability and the net OPEB liability to the reported net position and subtracting deferred outflows related to pension and OPEB.

**NORTH FORK LOCAL SCHOOL DISTRICT  
LICKING COUNTY, OHIO**

MANAGEMENT'S DISCUSSION AND ANALYSIS  
FOR THE FISCAL YEAR ENDED JUNE 30, 2018  
(UNAUDITED)

Governmental Accounting Standards Board standards are national and apply to all government financial reports prepared in accordance with generally accepted accounting principles. Prior accounting for pensions (GASB 27) and postemployment benefits (GASB 45) focused on a funding approach. This approach limited pension and OPEB costs to contributions annually required by law, which may or may not be sufficient to fully fund each plan's *net pension liability* or *net OPEB liability*. GASB 68 and GASB 75 take an earnings approach to pension and OPEB accounting; however, the nature of Ohio's statewide pension/OPEB plans and state law governing those systems requires additional explanation in order to properly understand the information presented in these statements.

GASB 68 and GASB 75 require the net pension liability and the net OPEB liability to equal the District's proportionate share of each plan's collective:

1. Present value of estimated future pension/OPEB benefits attributable to active and inactive employees' past service.
2. Minus plan assets available to pay these benefits.

GASB notes that pension and OPEB obligations, whether funded or unfunded, are part of the "employment exchange" – that is, the employee is trading his or her labor in exchange for wages, benefits, and the promise of a future pension and other postemployment benefits. GASB noted that the unfunded portion of this promise is a present obligation of the government, part of a bargained-for benefit to the employee, and should accordingly be reported by the government as a liability since they received the benefit of the exchange. However, the District is not responsible for certain key factors affecting the balance of these liabilities. In Ohio, the employee shares the obligation of funding pension benefits with the employer. Both employer and employee contribution rates are capped by State statute. A change in these caps requires action of both Houses of the General Assembly and approval of the Governor. Benefit provisions are also determined by State statute. The Ohio Revised Code permits, but does not require, the retirement systems to provide healthcare to eligible benefit recipients. The retirement systems may allocate a portion of the employer contributions to provide for these OPEB benefits.

The employee enters the employment exchange with the knowledge that the employer's promise is limited not by contract but by law. The employer enters the exchange also knowing that there is a specific, legal limit to its contribution to the retirement system. In Ohio, there is no legal means to enforce the unfunded liability of the pension/OPEB plan *as against the public employer*. State law operates to mitigate/lessen the moral obligation of the public employer to the employee, because all parties enter the employment exchange with notice as to the law. The retirement system is responsible for the administration of the pension and OPEB plans.

Most long-term liabilities have set repayment schedules or, in the case of compensated absences (i.e. sick and vacation leave), are satisfied through paid time-off or termination payments. There is no repayment schedule for the net pension liability or the net OPEB liability. As explained above, changes in benefits, contribution rates, and return on investments affect the balance of these liabilities but are outside the control of the local government. In the event that contributions, investment returns, and other changes are insufficient to keep up with required payments, State statute does not assign/identify the responsible party for the unfunded portion. Due to the unique nature of how the net pension liability and the net OPEB liability are satisfied, these liabilities are separately identified within the long-term liability section of the statement of net position.

In accordance with GASB 68 and GASB 75, the District's statements prepared on an accrual basis of accounting include an annual pension expense and an annual OPEB expense for their proportionate share of each plan's *change* in net pension liability and net OPEB liability, respectively, not accounted for as deferred inflows/outflows.

As a result of implementing GASB 75, the District is reporting a net OPEB liability and deferred inflows/outflows of resources related to OPEB on the accrual basis of accounting. This implementation also had the effect of restating net position at June 30, 2017, from \$7,845,518 to \$2,468,747.

Over time, net position can serve as a useful indicator of a government's financial position. At June 30, 2018, the District's assets and deferred outflows exceeded liabilities and deferred inflows by \$11,009,301.

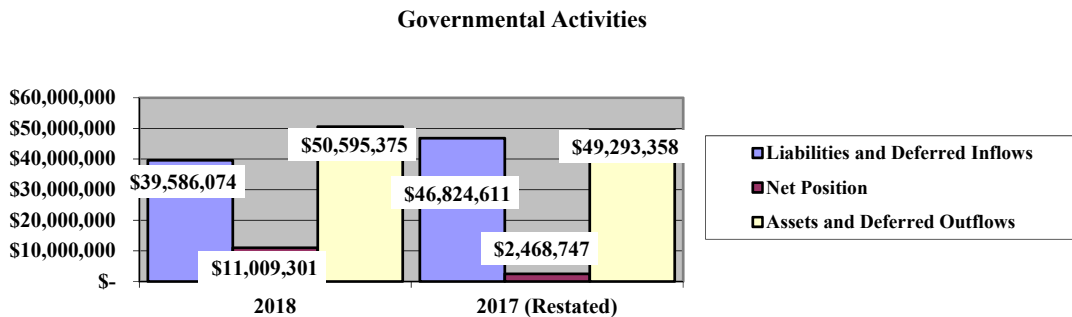
**NORTH FORK LOCAL SCHOOL DISTRICT  
LICKING COUNTY, OHIO**

**MANAGEMENT'S DISCUSSION AND ANALYSIS  
FOR THE FISCAL YEAR ENDED JUNE 30, 2018  
(UNAUDITED)**

At year-end, capital assets represented 62.78% of total assets. Capital assets include land, construction in progress, land improvements, buildings and improvements, furniture and equipment and vehicles. The District's net investment in capital assets at June 30, 2018, was \$22,172,569. These capital assets are used to provide services to the students and are not available for future spending. Although the District's investment in capital assets is reported net of related debt, it should be noted that the resources to repay the debt must be provided from other sources, since capital assets may not be used to liquidate these liabilities.

A portion of the District's net position, \$1,931,588, represents resources that are subject to external restriction on how they may be used. The remaining balance of unrestricted net position is a deficit balance of \$13,094,856.

The table below illustrates the District's assets, deferred outflows, liabilities, deferred inflows, and net position at June 30, 2018 and June 30, 2017. The amounts at June 30, 2017 have been restated as described in Note 3.A.



The table below shows the changes in net position for governmental activities for fiscal years 2018 and 2017. The net position at June 30, 2017 has been restated as described in Note 3.A.

**Change in Net Position**

	Governmental Activities <u>2018</u>	Governmental Activities <u>2017</u>
<b>Revenues</b>		
Program revenues:		
Charges for services and sales	\$ 1,869,250	\$ 1,676,514
Operating grants and contributions	2,192,447	2,339,902
General revenues:		
Property taxes	6,325,815	5,717,778
School district income taxes	2,232,874	2,126,392
Grants and entitlements	8,510,247	8,452,532
Investment earnings	93,488	46,618
Other	3,239	16,583
	<u>21,227,360</u>	<u>20,376,319</u>
Total revenues	<u>\$ 21,227,360</u>	<u>\$ 20,376,319</u>

**NORTH FORK LOCAL SCHOOL DISTRICT  
LICKING COUNTY, OHIO**

MANAGEMENT'S DISCUSSION AND ANALYSIS  
FOR THE FISCAL YEAR ENDED JUNE 30, 2018  
(UNAUDITED)

**Change in Net Position**

	<u>Governmental Activities 2018</u>	<u>Governmental Activities 2017</u>
<b><u>Expenses</u></b>		
Program expenses:		
Instruction:		
Regular	\$ 3,994,582	\$ 7,555,835
Special	2,232,694	3,141,925
Vocational	109,172	217,504
Adult/ continuing	39,622	28,356
Other	282,171	370,236
Support services:		
Pupil	711,737	1,180,582
Instructional staff	193,107	271,735
Board of education	27,652	35,216
Administration	690,919	1,609,327
Fiscal	377,297	518,602
Business	37,709	84,781
Operations and maintenance	1,212,527	1,630,576
Pupil transportation	899,979	897,265
Central	175,810	176,666
Operation of non-instructional services:		
Other non-instructional	826	457,976
Food service operations	706,123	875,559
Extracurricular activities	614,023	746,042
Interest and fiscal charges	<u>380,856</u>	<u>405,521</u>
 Total expenses	 <u>12,686,806</u>	 <u>20,203,704</u>
 Change in net position	 8,540,554	 172,615
 Net position at beginning of year (restated)	 <u>2,468,747</u>	 <u>N/A</u>
 Net position at end of year	 <u>\$ 11,009,301</u>	 <u>\$ 2,468,747</u>

**Governmental Activities**

Net position of the District's governmental activities increased \$8,540,554. Total governmental expenses of \$12,686,806 were offset by program revenues of \$4,061,697 and general revenues of \$17,165,663. Program revenues supported 32.02% of the total governmental expenses.

The primary sources of revenue for governmental activities are derived from property taxes, income taxes and grants and entitlements. These revenue sources represent 80.41% of total governmental revenue.

The largest expense of the District is for instructional programs. Instructional expenses totaled \$6,658,241 or 52.48% of total governmental expenses for fiscal year 2018.

**NORTH FORK LOCAL SCHOOL DISTRICT  
LICKING COUNTY, OHIO**

MANAGEMENT'S DISCUSSION AND ANALYSIS  
FOR THE FISCAL YEAR ENDED JUNE 30, 2018  
(UNAUDITED)

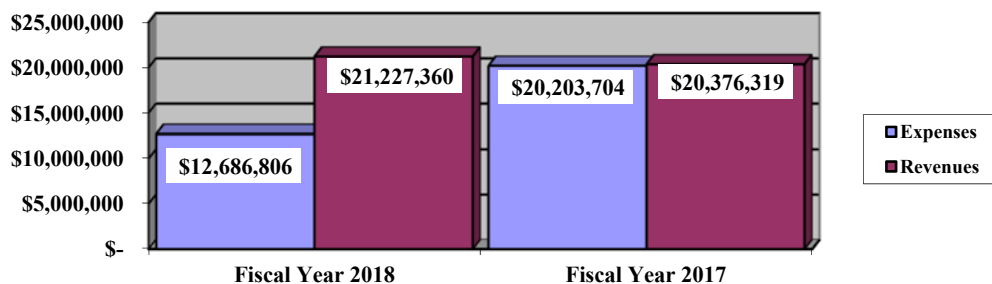
The information necessary to restate the 2017 beginning balances and the 2017 OPEB expense amounts for the effects of the initial implementation of GASB 75 is not available. Therefore, 2017 functional expenses still include OPEB expense of \$41,706 computed under GASB 45. GASB 45 required recognizing OPEB expense equal to the contractually required contributions to the plan. Under GASB 75, OPEB expense represents additional amounts earned, adjusted by deferred inflows/outflows. The contractually required contribution is no longer a component of OPEB expense. Under GASB 75, the 2018 statements report negative OPEB expense of \$582,258. Consequently, in order to compare 2018 total program expenses to 2017, the following adjustments are needed:

Total 2018 program expenses under GASB 75	\$ 12,686,806
Negative OPEB expense under GASB 75	582,258
2018 contractually required contributions	<u>51,784</u>
Adjusted 2018 program expenses	13,320,848
Total 2017 program expenses under GASB 45	<u>20,203,704</u>
Decrease in program expenses not related to OPEB	<u>\$ (6,882,856)</u>

Overall, expenses of the governmental activities decreased \$7,516,898 or 37.21%. This decrease is primarily the result of the State Teachers Retirement System (STRS) indefinitely suspending the Cost of Living Adjustment ("COLA") and the School Employee Retirement System (SERS) lowering the COLA from 3.00% to 2.50%. On an accrual basis, the District reported (\$5,579,575) in pension expense and (\$582,258) in OPEB expense mainly due to these benefit changes by the retirement systems. Fluctuations in the pension expense reported under GASB 68 makes it difficult to compare financial information between years. Pension expense is a component of program expenses reported on the statement of activities.

The graph below presents the District's governmental activities revenue and expenses for fiscal years 2018 and 2017.

**Governmental Activities - Revenues and Expenses**



The statement of activities shows the cost of program services and the charges for services and grants offsetting those services. The following table shows, for governmental activities, the total cost of services and the net cost of services. That is, it identifies the cost of these services supported by tax revenue and unrestricted State grants and entitlements.



**NORTH FORK LOCAL SCHOOL DISTRICT  
LICKING COUNTY, OHIO**

MANAGEMENT'S DISCUSSION AND ANALYSIS  
FOR THE FISCAL YEAR ENDED JUNE 30, 2018  
(UNAUDITED)

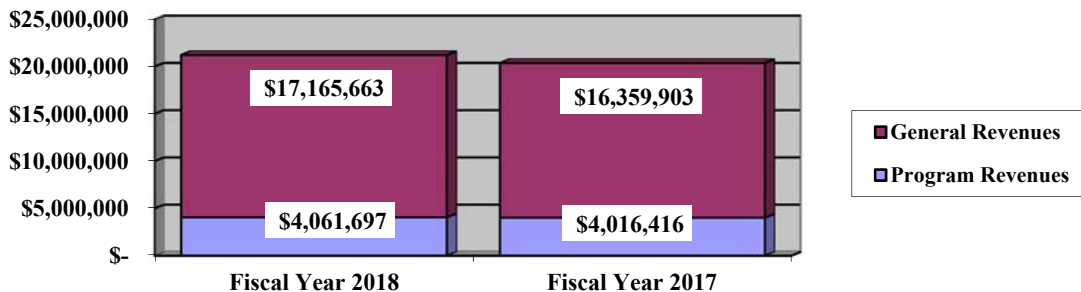
**Governmental Activities**

	Total Cost of Services 2018	Net Cost of Services 2018	Total Cost of Services 2017	Net Cost of Services 2017
<b>Program expenses</b>				
Instruction:				
Regular	\$ 3,994,582	\$ 2,719,680	\$ 7,555,835	\$ 6,411,805
Special	2,232,694	830,655	3,141,925	1,637,429
Vocational	109,172	40,957	217,504	152,297
Adult/ continuing	39,622	33,772	28,356	28,356
Other	282,171	278,384	370,236	366,449
Support services:				
Pupil	711,737	710,923	1,180,582	1,180,582
Instructional staff	193,107	181,821	271,735	269,342
Board of education	27,652	27,475	35,216	35,068
Administration	690,919	690,919	1,609,327	1,609,327
Fiscal	377,297	377,297	518,602	518,602
Business	37,709	37,709	84,781	84,781
Operations and maintenance	1,212,527	1,191,482	1,630,576	1,609,531
Pupil transportation	899,979	770,120	897,265	802,351
Central	175,810	172,397	176,666	173,253
Operation of non-instructional services:				
Other non-instructional	826	826	457,976	457,976
Food service operations	706,123	18,101	875,559	123,150
Extracurricular activities	614,023	161,735	746,042	321,468
Interest and fiscal charges	380,856	380,856	405,521	405,521
<b>Total expenses</b>	<b>\$ 12,686,806</b>	<b>\$ 8,625,109</b>	<b>\$ 20,203,704</b>	<b>\$ 16,187,288</b>

The dependence upon tax and other general revenues for governmental activities is apparent; as 58.63% of instruction activities are supported through taxes and other general revenues. For all governmental activities, general revenue support is 67.98%. The District's taxpayers, and unrestricted grants and entitlements from the State, are by far the primary support for District's students.

The graph below presents the District's governmental activities revenue for fiscal years 2018 and 2017.

**Governmental Activities - General and Program Revenues**



**NORTH FORK LOCAL SCHOOL DISTRICT  
LICKING COUNTY, OHIO**

MANAGEMENT'S DISCUSSION AND ANALYSIS  
FOR THE FISCAL YEAR ENDED JUNE 30, 2018  
(UNAUDITED)

**The District's Funds**

The District's governmental funds (as presented on the balance sheet on page 19) reported a combined fund balance of \$8,976,283, which is more than last year's balance of \$8,085,047. The schedule below indicates the fund balance and the total change in fund balance as of June 30, 2018 and 2017.

	Fund Balance <u>June 30, 2018</u>	Fund Balance <u>June 30, 2017</u>	<u>Change</u>
General	\$ 7,558,526	\$ 6,864,422	\$ 694,104
Bond retirement	597,541	385,090	212,451
Other governmental	<u>820,216</u>	<u>835,535</u>	<u>(15,319)</u>
Total	<u>\$ 8,976,283</u>	<u>\$ 8,085,047</u>	<u>\$ 891,236</u>

**General Fund**

The District's general fund balance increased \$694,104. The increase in fund balance can be primarily attributed to increased revenues outpacing increasing expenditures. The table that follows assists in illustrating the financial activities and fund balance of the general fund.

	<u>2018 Amount</u>	<u>2017 Amount</u>	<u>Change</u>	<u>Percentage Change</u>
<b><u>Revenues</u></b>				
Property taxes	\$ 5,139,124	\$ 4,650,300	\$ 488,824	10.51 %
Income taxes	2,222,099	2,118,554	103,545	4.89 %
Tuition	1,204,354	1,056,605	147,749	13.98 %
Earnings on investments	80,507	41,154	39,353	95.62 %
Intergovernmental	9,217,576	9,184,276	33,300	0.36 %
Other revenues	<u>184,088</u>	<u>134,589</u>	<u>49,499</u>	<u>36.78 %</u>
Total	<u>\$ 18,047,748</u>	<u>\$ 17,185,478</u>	<u>\$ 862,270</u>	<u>5.02 %</u>
<b><u>Expenditures</u></b>				
Instruction	\$ 10,053,498	\$ 9,352,930	\$ 700,568	7.49 %
Support services	5,979,551	6,095,044	(115,493)	(1.89) %
Extracurricular activities	320,530	60,711	259,819	427.96 %
Facilities acquisition and construction	559,081	-	559,081	100.00
Capital outlay	-	429,850	(429,850)	100.00 %
Debt service	<u>216,268</u>	<u>216,268</u>	<u>-</u>	<u>- %</u>
Total	<u>\$ 17,128,928</u>	<u>\$ 16,154,803</u>	<u>\$ 974,125</u>	<u>6.03 %</u>

Overall revenues in the general fund increased \$862,270 or 5.02%. Property taxes increased due to fluctuations in the advances available at fiscal year-end 2018 and 2017. Earnings on investments increased \$39,353 or 95.62% due to the District holding more monies in investment and bank accounts than in fiscal year 2017. Other revenues increased \$49,499 or 36.78% due to the District receiving more revenues from extracurricular activities than in fiscal year 2017. Tuition increased due to open enrollment. Income tax revenue increased 4.89% due to an increase in withholdings and assessment collections during fiscal year 2018. All other revenues remained comparable to the prior fiscal year.

**NORTH FORK LOCAL SCHOOL DISTRICT  
LICKING COUNTY, OHIO**

MANAGEMENT'S DISCUSSION AND ANALYSIS  
FOR THE FISCAL YEAR ENDED JUNE 30, 2018  
(UNAUDITED)

Overall expenditures in the general fund increased \$974,125 or 6.03%. Capital outlay decreased \$429,850 or 100% due the inception of a capital lease being paid out of the general fund in fiscal year 2017. Facilities acquisition and construction totaled \$559,081 during fiscal year 2018, which relate to the construction of the bus garage. Extracurricular activities increased \$259,819 or 427.96% due to the general fund picking up more of these expenses in 2018.

***Bond Retirement Fund***

The bond retirement fund had \$4,827,984 in revenues and other financing sources and \$4,615,533 in expenditures and other financing uses. During fiscal year 2018, the District issued refunding bonds in the amount of \$3,735,000 to advance refund a portion of the 2007 current interest general obligation bonds

***General Fund Budgeting Highlights***

The District's budget is prepared according to Ohio law and is based on accounting for certain transactions on a basis of cash receipts, disbursements and encumbrances. The most significant budgeted fund is the general fund.

During the course of fiscal year 2018, the District amended its general fund budget several times. For the general fund, final budgeted revenues and other financing sources were \$18,260,346, which was \$1,449,579 more than the original budgeted revenues and other financing sources of \$16,810,767. Actual revenues and other financing sources for fiscal year 2018 were \$18,189,072, which was less than final budgeted revenues by \$71,274.

General fund original appropriations (appropriated expenditures plus other financing uses) of \$18,843,282 were increased to \$20,251,469 in the final budget. The actual budget basis expenditures and other financing uses for fiscal year 2018 totaled \$18,130,618, which was \$2,120,851 less than the final budget appropriations. This variance was due to pupil transportation expenditures for supplies, repairs and fuel being less than anticipated and due to building repairs that were appropriated for but, were not completed by fiscal year end.

**Capital Assets and Debt Administration**

***Capital Assets***

At the end of fiscal year 2018, the District had \$28,090,387, net of depreciation, invested in land, construction-in-progress, land improvements, buildings and improvements, furniture and equipment and vehicles. This entire amount is reported in governmental activities.

**Capital Assets at June 30  
(Net of Depreciation)**

	Governmental Activities	
	2018	2017
Land	\$ 421,922	\$ 421,922
Construction-in-progress	529,911	-
Land improvements	398,108	472,607
Building and improvements	25,354,560	26,026,459
Furniture and equipment	671,633	738,225
Vehicles	714,253	858,328
Total	\$ 28,090,387	\$ 28,517,541

**NORTH FORK LOCAL SCHOOL DISTRICT  
LICKING COUNTY, OHIO**

MANAGEMENT'S DISCUSSION AND ANALYSIS  
FOR THE FISCAL YEAR ENDED JUNE 30, 2018  
(UNAUDITED)

The overall decrease in capital assets of \$427,154 is primarily due to depreciation expense of \$1,028,671 and disposals to capital assets of \$72,960 (net of accumulated depreciation), being more than capital outlays of \$674,477 in 2018.

See Note 9 to the basic financial statements for additional information on the District's capital assets.

***Debt Administration***

At June 30, 2018, the District had \$6,708,628 in general obligation bonds and capital leases outstanding. Of this total, \$793,557 is due within one year and \$5,915,071 is due in greater than one year. The following table summarizes the bonds and capital leases outstanding.

**Outstanding Debt, at Year End**

	Governmental Activities <u>2018</u>	Governmental Activities <u>2017</u>
General obligation and refunding bonds	\$ 6,565,071	\$ 7,045,487
Capital lease obligations	<u>143,557</u>	<u>283,615</u>
Total	<u>\$ 6,708,628</u>	<u>\$ 7,329,102</u>

At June 30, 2018, the District's overall legal voted debt margin was \$20,134,921 with an unvoted debt margin of \$267,026.

See Note 10 to the basic financial statements for additional information on the District's debt administration.

**Current Financial Related Activities**

The District relies heavily upon the State Foundation Program and property taxes for its operating funds. Under the new state budget, the District was on straight formula funding in 2018 and it is likely to continue that way into the future. This level of funding still causing increased pressure on local sources of revenue and expenditures will need to be closely monitored in the future.

Since it is not expected that there will be any significant increases in revenue; it will necessitate a thorough review of the District's overall program. The major program concerns at the present time are the escalating costs of special education; the potential costs of state and federally mandated educational programs; and the ability to maintain current programs at a level that will ensure the District's ability to meet state minimum standards.

**Contacting the District's Financial Management**

This financial report is designed to provide our citizens, taxpayers, investors and creditors with a general overview of the District's finances and to show the District's accountability for the money it receives. If you have questions about this report or need additional financial information contact Ms. Kellie Breehl, Treasurer, North Fork Local School District, 312 Maple Avenue, Utica, Ohio 43080-0497.

**NORTH FORK LOCAL SCHOOL DISTRICT  
LICKING COUNTY, OHIO**

STATEMENT OF NET POSITION  
JUNE 30, 2018

	<b>Governmental Activities</b>
<b>Assets:</b>	
Equity in pooled cash and investments . . . . .	\$ 9,063,663
Receivables:	
Property taxes . . . . .	6,456,201
Income taxes . . . . .	884,342
Accounts . . . . .	29
Accrued interest . . . . .	12,559
Intergovernmental . . . . .	200,895
Prepayments . . . . .	29,695
Materials and supplies inventory . . . . .	1,515
Inventory held for resale . . . . .	2,283
Capital assets:	
Land . . . . .	951,833
Depreciable capital assets, net . . . . .	27,138,554
Capital assets, net . . . . .	<u>28,090,387</u>
Total assets . . . . .	<u>44,741,569</u>
<b>Deferred outflows of resources:</b>	
Unamortized deferred charges on debt refunding . . . . .	739
Pension . . . . .	5,647,998
OPEB . . . . .	<u>205,069</u>
Total deferred outflows of resources . . . . .	<u>5,853,806</u>
<b>Liabilities:</b>	
Accounts payable . . . . .	109,695
Contracts payable . . . . .	89,751
Retainage payable . . . . .	43,064
Accrued wages and benefits payable . . . . .	1,436,844
Intergovernmental payable . . . . .	45,805
Pension and post employment benefits payable . . . . .	230,112
Accrued interest payable . . . . .	14,612
Long-term liabilities:	
Due within one year . . . . .	975,848
Due in more than one year:	
Net pension liability . . . . .	18,581,478
Net OPEB liability . . . . .	4,384,799
Other amounts due in more than one year . . . . .	<u>6,968,314</u>
Total liabilities . . . . .	<u>32,880,322</u>
<b>Deferred inflows of resources:</b>	
Property taxes levied for the next fiscal year . . . . .	5,051,534
Pension . . . . .	1,091,219
OPEB . . . . .	<u>562,999</u>
Total deferred inflows of resources . . . . .	<u>6,705,752</u>
<b>Net position:</b>	
Net investment in capital assets . . . . .	22,172,569
Restricted for:	
Capital projects . . . . .	131,879
Classroom facilities maintenance . . . . .	315,583
Debt service . . . . .	597,541
Locally funded programs . . . . .	14,327
State funded programs . . . . .	544
Federally funded programs . . . . .	3,752
Student activities . . . . .	167,759
Other purposes . . . . .	700,203
Unrestricted (deficit) . . . . .	<u>(13,094,856)</u>
Total net position . . . . .	<u>\$ 11,009,301</u>

SEE ACCOMPANYING NOTES TO THE BASIC FINANCIAL STATEMENTS

**NORTH FORK LOCAL SCHOOL DISTRICT  
LICKING COUNTY, OHIO**

STATEMENT OF ACTIVITIES  
FOR THE FISCAL YEAR ENDED JUNE 30, 2018

	Expenses	Program Revenues		Net (Expense) Revenue and Changes in Net Position Governmental Activities
		Charges for Services and Sales	Operating Grants and Contributions	
<b>Governmental activities:</b>				
Instruction:				
Regular . . . . .	\$ 3,994,582	\$ 1,212,285	\$ 62,617	\$ (2,719,680)
Special . . . . .	2,232,694	58,089	1,343,950	(830,655)
Vocational . . . . .	109,172	-	68,215	(40,957)
Adult/continuing. . . . .	39,622	-	5,850	(33,772)
Other . . . . .	282,171	-	3,787	(278,384)
Support services:				
Pupil. . . . .	711,737	-	814	(710,923)
Instructional staff . . . . .	193,107	-	11,286	(181,821)
Board of education . . . . .	27,652	112	65	(27,475)
Administration. . . . .	690,919	-	-	(690,919)
Fiscal. . . . .	377,297	-	-	(377,297)
Business. . . . .	37,709	-	-	(37,709)
Operations and maintenance . . . . .	1,212,527	21,045	-	(1,191,482)
Pupil transportation. . . . .	899,979	28,878	100,981	(770,120)
Central . . . . .	175,810	-	3,413	(172,397)
Operation of non-instructional services:				
Other non-instructional services . . . . .	826	-	-	(826)
Food service operations . . . . .	706,123	239,080	448,942	(18,101)
Extracurricular activities. . . . .	614,023	309,761	142,527	(161,735)
Interest and fiscal charges . . . . .	380,856	-	-	(380,856)
<b>Total governmental activities . . . . .</b>	<b>\$ 12,686,806</b>	<b>\$ 1,869,250</b>	<b>\$ 2,192,447</b>	<b>(8,625,109)</b>
<b>General revenues:</b>				
Property taxes levied for:				
General purposes . . . . .				5,149,914
Debt service . . . . .				970,433
Capital outlay . . . . .				116,377
Special revenue . . . . .				89,091
School district income taxes . . . . .				2,232,874
Grants and entitlements not restricted to specific programs . . . . .				8,510,247
Investment earnings . . . . .				93,488
Miscellaneous . . . . .				3,239
<b>Total general revenues . . . . .</b>				<b>17,165,663</b>
<b>Change in net position . . . . .</b>				<b>8,540,554</b>
<b>Net position at beginning of year (restated) . . . . .</b>				<b>2,468,747</b>
<b>Net position at end of year. . . . .</b>				<b>\$ 11,009,301</b>

SEE ACCOMPANYING NOTES TO THE BASIC FINANCIAL STATEMENTS

**NORTH FORK LOCAL SCHOOL DISTRICT  
LICKING COUNTY, OHIO**

BALANCE SHEET  
GOVERNMENTAL FUNDS  
JUNE 30, 2018

	General	Bond Retirement	Nonmajor Governmental Funds	Total Governmental Funds
<b>Assets:</b>				
Equity in pooled cash and investments . . . . .	\$ 6,954,351	\$ 442,318	\$ 968,272	\$ 8,364,941
Receivables:				
Property taxes . . . . .	5,129,120	1,007,622	319,459	6,456,201
Income taxes . . . . .	884,342	-	-	884,342
Accounts . . . . .	29	-	-	29
Accrued interest . . . . .	12,559	-	-	12,559
Intergovernmental . . . . .	74,402	-	126,493	200,895
Prepayments . . . . .	29,695	-	-	29,695
Materials and supplies inventory . . . . .	-	-	1,515	1,515
Inventory held for resale . . . . .	-	-	2,283	2,283
Due from other funds . . . . .	66,627	-	-	66,627
Restricted assets:				
Equity in pooled cash and cash equivalents . . . . .	698,722	-	-	698,722
<b>Total assets</b> . . . . .	<b>\$ 13,849,847</b>	<b>\$ 1,449,940</b>	<b>\$ 1,418,022</b>	<b>\$ 16,717,809</b>
<b>Liabilities:</b>				
Accounts payable . . . . .	\$ 62,712	\$ -	\$ 46,983	\$ 109,695
Contracts payable . . . . .	89,751	-	-	89,751
Retainage payable . . . . .	43,064	-	-	43,064
Accrued wages and benefits payable . . . . .	1,285,734	-	151,110	1,436,844
Compensated absences payable . . . . .	20,342	-	-	20,342
Intergovernmental payable . . . . .	43,780	-	2,025	45,805
Pension and post employment benefits payable . . . . .	201,763	-	28,349	230,112
Due to other funds . . . . .	-	-	66,627	66,627
<b>Total liabilities</b> . . . . .	<b>1,747,146</b>	<b>-</b>	<b>295,094</b>	<b>2,042,240</b>
<b>Deferred inflows of resources:</b>				
Property taxes levied for the next fiscal year . . . . .	3,993,332	783,919	274,283	5,051,534
Delinquent property tax revenue not available . . . . .	356,580	68,480	14,149	439,209
Income tax revenue not available . . . . .	173,300	-	-	173,300
Intergovernmental revenue not available . . . . .	-	-	14,280	14,280
Accrued interest not available . . . . .	6,065	-	-	6,065
Miscellaneous revenue not available . . . . .	14,898	-	-	14,898
<b>Total deferred inflows of resources</b> . . . . .	<b>4,544,175</b>	<b>852,399</b>	<b>302,712</b>	<b>5,699,286</b>
<b>Fund balances:</b>				
Nonspendable:				
Materials and supplies inventory . . . . .	-	-	1,515	1,515
Prepays . . . . .	29,695	-	-	29,695
Restricted:				
Debt service . . . . .	698,722	597,541	-	1,296,263
Capital improvements . . . . .	-	-	124,162	124,162
Classroom facilities maintenance . . . . .	-	-	309,151	309,151
Other purposes . . . . .	-	-	16,429	16,429
Extracurricular . . . . .	-	-	167,759	167,759
Committed:				
Underground storage tanks . . . . .	11,000	-	-	11,000
Assigned:				
Student instruction . . . . .	7,023	-	-	7,023
Student and staff support . . . . .	226,172	-	-	226,172
Facilities acquisition and construction . . . . .	370,104	-	-	370,104
Subsequent year's appropriations . . . . .	3,170,002	-	-	3,170,002
Capital improvements . . . . .	-	-	350,000	350,000
Other purposes . . . . .	3,907	-	-	3,907
Unassigned (deficit) . . . . .	3,041,901	-	(148,800)	2,893,101
<b>Total fund balances</b> . . . . .	<b>7,558,526</b>	<b>597,541</b>	<b>820,216</b>	<b>8,976,283</b>
<b>Total liabilities, deferred inflows and fund balances</b> . . . . .	<b>\$ 13,849,847</b>	<b>\$ 1,449,940</b>	<b>\$ 1,418,022</b>	<b>\$ 16,717,809</b>

SEE ACCOMPANYING NOTES TO THE BASIC FINANCIAL STATEMENTS

**NORTH FORK LOCAL SCHOOL DISTRICT  
LICKING COUNTY, OHIO**

RECONCILIATION OF TOTAL GOVERNMENTAL FUND BALANCES TO  
NET POSITION OF GOVERNMENTAL ACTIVITIES  
JUNE 30, 2018

<b>Total governmental fund balances</b>		\$	8,976,283
<i>Amounts reported for governmental activities on the statement of net position are different because:</i>			
Capital assets used in governmental activities are not financial resources and therefore are not reported in the funds.			28,090,387
Other long-term assets are not available to pay for current-period expenditures and therefore are deferred inflows in the funds.			
Property taxes receivable	\$	439,209	
Income taxes receivable		173,300	
Accrued interest receivable		6,065	
Intergovernmental receivable		29,178	
Total		647,752	647,752
Unamortized amounts on refundings are not recognized in the funds.			739
Accrued interest payable is not due and payable in the current period and therefore is not reported in the funds.			(14,612)
The net pension liability is not due and payable in the current period; therefore, the liability and related deferred inflows/ outflows are not reported in governmental funds:			
Deferred outflows of resources - pension		5,647,998	
Deferred inflows of resources - pension		(1,091,219)	
Net pension liability		(18,581,478)	
Total		(14,024,699)	(14,024,699)
The net OPEB liability is not due and payable in the current period; therefore, liability and related deferred inflows are not reported in governmental funds.			
Deferred outflows - OPEB		205,069	
Deferred Inflows - OPEB		(562,999)	
Net OPEB liability		(4,384,799)	
Total		(4,742,729)	(4,742,729)
Long-term liabilities, including bonds payable, are not due and payable in the current period and therefore are not reported in the funds.			
General obligation bonds		(6,565,071)	
Capital lease obligations		(143,557)	
Compensated absences		(1,215,192)	
Total		(7,923,820)	(7,923,820)
<b>Net position of governmental activities</b>		\$	11,009,301

SEE ACCOMPANYING NOTES TO THE BASIC FINANCIAL STATEMENTS



**NORTH FORK LOCAL SCHOOL DISTRICT  
LICKING COUNTY, OHIO**

STATEMENT OF REVENUES, EXPENDITURES AND CHANGES IN FUND BALANCES  
GOVERNMENTAL FUNDS  
FOR THE FISCAL YEAR ENDED JUNE 30, 2018

	<u>General</u>	<u>Bond Retirement</u>	<u>Nonmajor Governmental Funds</u>	<u>Total Governmental Funds</u>
<b>Revenues:</b>				
From local sources:				
Property taxes . . . . .	\$ 5,139,124	\$ 965,410	\$ 205,548	\$ 6,310,082
Income taxes . . . . .	2,222,099	-	-	2,222,099
Tuition . . . . .	1,204,354	-	-	1,204,354
Transportation fees . . . . .	13,128	-	-	13,128
Earnings on investments . . . . .	80,507	-	11,263	91,770
Charges for services . . . . .	-	-	239,080	239,080
Extracurricular . . . . .	46,565	-	244,947	291,512
Classroom materials and fees . . . . .	66,000	-	-	66,000
Rental income . . . . .	21,045	-	-	21,045
Contributions and donations . . . . .	15,750	-	8,965	24,715
Other local revenues . . . . .	21,600	-	133,627	155,227
Intergovernmental - intermediate . . . . .	7,500	-	20,707	28,207
Intergovernmental - state . . . . .	9,131,849	127,574	72,623	9,332,046
Intergovernmental - federal . . . . .	78,227	-	1,226,176	1,304,403
Total revenues . . . . .	<u>18,047,748</u>	<u>1,092,984</u>	<u>2,162,936</u>	<u>21,303,668</u>
<b>Expenditures:</b>				
Current:				
Instruction:				
Regular . . . . .	6,978,691	-	51,711	7,030,402
Special . . . . .	2,488,359	-	783,531	3,271,890
Vocational . . . . .	163,838	-	2,938	166,776
Adult/continuing . . . . .	38,066	-	1,556	39,622
Other . . . . .	384,544	-	20,427	404,971
Support services:				
Pupil . . . . .	1,125,212	-	1,486	1,126,698
Instructional staff . . . . .	103,516	-	8,366	111,882
Board of education . . . . .	34,909	-	175	35,084
Administration . . . . .	1,321,216	-	-	1,321,216
Fiscal . . . . .	488,401	15,279	3,290	506,970
Business . . . . .	85,929	-	-	85,929
Operations and maintenance . . . . .	1,384,873	-	150,339	1,535,212
Pupil transportation . . . . .	1,209,323	-	-	1,209,323
Central . . . . .	226,172	-	7,200	233,372
Operation of non-instructional services:				
Food service operations . . . . .	-	-	802,783	802,783
Extracurricular activities . . . . .	320,530	-	383,805	704,335
Facilities acquisition and construction . . . . .	559,081	-	184,962	744,043
Debt service:				
Principal retirement . . . . .	140,058	620,000	-	760,058
Interest and fiscal charges . . . . .	76,210	110,143	-	186,353
Bond issuance costs . . . . .	-	62,380	-	62,380
Payment to refunding bond escrow agent . . . . .	-	135,111	-	135,111
Total expenditures . . . . .	<u>17,128,928</u>	<u>942,913</u>	<u>2,402,569</u>	<u>20,474,410</u>
Excess of revenues over (under) expenditures . . . . .	<u>918,820</u>	<u>150,071</u>	<u>(239,633)</u>	<u>829,258</u>
<b>Other financing sources (uses):</b>				
Sale of refunding bonds . . . . .	-	3,735,000	-	3,735,000
Transfers in . . . . .	1,264	-	225,980	227,244
Transfers (out) . . . . .	(225,980)	-	(1,264)	(227,244)
Payment to refunding bond escrow agent . . . . .	-	(3,672,620)	-	(3,672,620)
Total other financing sources (uses) . . . . .	<u>(224,716)</u>	<u>62,380</u>	<u>224,716</u>	<u>62,380</u>
Net change in fund balances . . . . .	694,104	212,451	(14,917)	891,638
<b>Fund balances at beginning of year . . . . .</b>	<b>6,864,422</b>	<b>385,090</b>	<b>835,535</b>	<b>8,085,047</b>
<b>Decrease in reserve for inventory . . . . .</b>	<b>-</b>	<b>-</b>	<b>(402)</b>	<b>(402)</b>
<b>Fund balances at end of year . . . . .</b>	<b><u>\$ 7,558,526</u></b>	<b><u>\$ 597,541</u></b>	<b><u>\$ 820,216</u></b>	<b><u>\$ 8,976,283</u></b>

SEE ACCOMPANYING NOTES TO THE BASIC FINANCIAL STATEMENTS

**NORTH FORK LOCAL SCHOOL DISTRICT  
LICKING COUNTY, OHIO**

RECONCILIATION OF THE STATEMENT OF REVENUES, EXPENDITURES  
AND CHANGES IN FUND BALANCES OF GOVERNMENTAL FUNDS  
TO THE STATEMENT OF ACTIVITIES  
FOR THE FISCAL YEAR ENDED JUNE 30, 2018

<b>Net change in fund balances - total governmental funds</b>	\$	891,638
<i>Amounts reported for governmental activities in the statement of activities are different because:</i>		
Governmental funds report capital outlays as expenditures. However, in the statement of activities, the cost of those assets is allocated over their estimated useful lives as depreciation expense.		
Capital asset additions	\$ 674,477	
Current year depreciation	<u>(1,028,671)</u>	
Total		(354,194)
The net effect of various miscellaneous transactions involving capital assets (i.e., sales, disposals, trade-ins, and donations) is to decrease net position.		
		(72,960)
Governmental funds report expenditures for inventory when purchased. However, in the statement of activities, they are reported as an expense when consumed.		
		(402)
Revenues in the statement of activities that do not provide current financial resources are not reported as revenues in the funds.		
Property taxes	15,733	
Income taxes	10,775	
Earnings on investments	1,738	
Intergovernmental	<u>(94,591)</u>	
Total		(66,345)
Repayment of bond and capital lease principal is an expenditure in the governmental funds, but the repayment reduces long-term liabilities on the statement of net position. Principal payments during the year were:		
Bonds	620,000	
Capital leases	<u>140,058</u>	
Total		760,058
Issuances of bonds are recorded as other financing sources in the funds; however, in the statement of activities, they are not reported as other financing sources as they increase liabilities on the statement of net position.		
		(3,735,000)
Payment to refunded bond escrow agent for the retirement of bonds is an other financing use in the governmental funds but the payment reduces long-term liabilities on the statement of net position. Deferred charges related to bond refundings are amortized over the life of the issuance in the statement of activities. The following refunding transactions occurred during the year:		
		3,807,731
In the statement of activities, interest is accrued on outstanding bonds, whereas in governmental funds, an interest expenditure is reported when due. The following items resulted in additional interest being reported in the statement of activities:		
Decrease in accrued interest payable	7,543	
Accreted interest on capital appreciation bonds	(139,584)	
Amortization of refunding loss	<u>(82)</u>	
Total		(132,123)
Contractually required contributions are reported as expenditures in governmental funds; however, the statement of net position reports these amounts as deferred outflows.		
		1,309,495
Except for amounts reported as deferred inflows/outflows, changes in the net pension liability are reported as pension expense in the statement of activities.		
		5,579,575
Contractually required OPEB contributions are reported as expenditures in governmental funds; however, the statement of activities reports these amounts as deferred outflows.		
		51,784
Except for amounts reported as deferred inflows/outflows, changes in the net OPEB liability are reported as pension expense in the statement of activities.		
		582,258
Some expenses reported in the statement of activities, such as compensated absences, do not require the use of current financial resources and therefore are not reported as expenditures in governmental funds.		
		<u>(80,961)</u>
<b>Change in net position of governmental activities</b>	<b>\$</b>	<b><u>8,540,554</u></b>

SEE ACCOMPANYING NOTES TO THE BASIC FINANCIAL STATEMENTS

**NORTH FORK LOCAL SCHOOL DISTRICT  
LICKING COUNTY, OHIO**

STATEMENT OF REVENUES, EXPENDITURES AND CHANGES IN  
FUND BALANCE - BUDGET AND ACTUAL (NON-GAAP BUDGETARY BASIS)  
GENERAL FUND  
FOR THE FISCAL YEAR ENDED JUNE 30, 2018

	<u>Budgeted Amounts</u>			Variance with
	<u>Original</u>	<u>Final</u>	<u>Actual</u>	Final Budget Positive (Negative)
<b>Revenues:</b>				
From local sources:				
Property taxes . . . . .	\$ 4,555,706	\$ 4,868,942	\$ 4,843,126	\$ (25,816)
Income taxes . . . . .	2,147,021	2,294,643	2,294,679	36
Tuition . . . . .	1,196,016	1,278,250	1,246,373	(31,877)
Transportation fees . . . . .	14,035	15,000	13,128	(1,872)
Earnings on investments . . . . .	104,327	111,500	93,492	(18,008)
Extracurricular . . . . .	36,070	38,550	38,106	(444)
Classroom materials and fees . . . . .	56,912	60,825	65,971	5,146
Rental income . . . . .	22,456	24,000	21,045	(2,955)
Contributions and donations . . . . .	15,438	16,500	15,750	(750)
Other local revenues . . . . .	65,637	70,150	13,340	(56,810)
Intergovernmental - intermediate . . . . .	936	1,000	-	(1,000)
Intergovernmental - state . . . . .	8,537,267	9,124,262	9,090,169	(34,093)
Intergovernmental - federal . . . . .	58,947	63,000	63,363	363
Total revenues . . . . .	<u>16,810,768</u>	<u>17,966,622</u>	<u>17,798,542</u>	<u>(168,080)</u>
<b>Expenditures:</b>				
Current:				
Instruction:				
Regular . . . . .	12,646,051	7,394,836	6,952,536	442,300
Special . . . . .	4,192,236	2,628,865	2,491,641	137,224
Vocational . . . . .	7,671	191,037	165,105	25,932
Adult/continuing . . . . .	-	50,469	38,066	12,403
Other . . . . .	278,099	472,682	377,304	95,378
Support services:				
Pupil . . . . .	72,737	1,264,613	1,129,615	134,998
Instructional staff . . . . .	138,698	193,775	141,024	52,751
Board of education . . . . .	64,199	69,845	45,822	24,023
Administration . . . . .	701,025	1,680,286	1,337,156	343,130
Fiscal . . . . .	117,033	557,133	501,041	56,092
Business . . . . .	6,812	100,397	87,482	12,915
Operations and maintenance . . . . .	320,008	1,674,736	1,444,733	230,003
Pupil transportation . . . . .	233,093	1,626,796	1,415,212	211,584
Central . . . . .	65,620	325,967	238,679	87,288
Extracurricular activities . . . . .	-	288,496	263,849	24,647
Facilities acquisition and construction . . . . .	-	1,022,371	796,370	226,001
Debt service:				
Interest and fiscal charges . . . . .	-	69,078	69,120	(42)
Total expenditures . . . . .	<u>18,843,282</u>	<u>19,611,382</u>	<u>17,494,755</u>	<u>2,116,627</u>
Excess (deficiency) of revenues over (under) expenditures . . . . .	<u>(2,032,514)</u>	<u>(1,644,760)</u>	<u>303,787</u>	<u>1,948,547</u>
<b>Other financing sources (uses):</b>				
Refund of prior year's expenditures . . . . .	-	55,000	57,124	2,124
Refund of prior year's receipts . . . . .	-	(90,000)	(86,264)	3,736
Transfers in . . . . .	-	228,500	326,619	98,119
Transfers (out) . . . . .	-	(550,085)	(549,599)	486
Advances in . . . . .	-	2,024	2,024	-
Sale of capital assets . . . . .	-	8,200	4,763	(3,437)
Total other financing sources (uses) . . . . .	<u>-</u>	<u>(346,361)</u>	<u>(245,333)</u>	<u>101,028</u>
Net change in fund balance . . . . .	(2,032,514)	(1,991,121)	58,454	2,049,575
<b>Fund balance at beginning of year . . . . .</b>	<b>6,768,526</b>	<b>6,768,526</b>	<b>6,768,526</b>	<b>-</b>
<b>Prior year encumbrances appropriated . . . . .</b>	<b>266,394</b>	<b>266,394</b>	<b>266,394</b>	<b>-</b>
<b>Fund balance at end of year . . . . .</b>	<b>\$ 5,002,406</b>	<b>\$ 5,043,799</b>	<b>\$ 7,093,374</b>	<b>\$ 2,049,575</b>

SEE ACCOMPANYING NOTES TO THE BASIC FINANCIAL STATEMENTS

**NORTH FORK LOCAL SCHOOL DISTRICT  
LICKING COUNTY, OHIO**

STATEMENT OF FIDUCIARY NET POSITION  
FIDUCIARY FUNDS  
JUNE 30, 2018

	<b>Private-Purpose Trust</b>	
	<b>Scholarship</b>	<b>Agency</b>
<b>Assets:</b>		
Equity in pooled cash and investments . . . . .	\$ 7,064	\$ 66,478
Total assets. . . . .	7,064	\$ 66,478
<b>Liabilities:</b>		
Accounts payable. . . . .	-	\$ 110
Due to students. . . . .	-	66,368
Total liabilities . . . . .	-	\$ 66,478
<b>Net position:</b>		
Held in trust for scholarships . . . . .	7,064	
Total net position. . . . .	\$ 7,064	

SEE ACCOMPANYING NOTES TO THE BASIC FINANCIAL STATEMENTS

**NORTH FORK LOCAL SCHOOL DISTRICT  
LICKING COUNTY, OHIO**

STATEMENT OF CHANGES IN FIDUCIARY NET POSITION  
FIDUCIARY FUND  
FOR THE FISCAL YEAR ENDED JUNE 30, 2018

	<b>Private-Purpose Trust</b>
	<b>Scholarship</b>
<b>Additions:</b>	
Interest . . . . .	\$ 3
Total additions. . . . .	3
<b>Deductions:</b>	
Scholarships awarded . . . . .	1,044
Change in net position . . . . .	(1,041)
<b>Net position at beginning of year. . . . .</b>	<b>8,105</b>
<b>Net position at end of year . . . . .</b>	<b>\$ 7,064</b>

SEE ACCOMPANYING NOTES TO THE BASIC FINANCIAL STATEMENTS

**NORTH FORK LOCAL SCHOOL DISTRICT  
LICKING COUNTY, OHIO**

**NOTES TO THE BASIC FINANCIAL STATEMENTS  
FOR THE FISCAL YEAR ENDED JUNE 30, 2018**

**NOTE 1 - DESCRIPTION OF THE SCHOOL DISTRICT**

The North Fork Local School District (the “District”) is organized under Article VI, Sections 2 and 3 of the Constitution of the State of Ohio. The District operates under a locally elected Board form of government consisting of five members elected at-large for staggered four-year terms. The District provides educational services as authorized by State statute and/or federal guidelines.

The District was established in 1957 through the consolidation of existing land areas and school districts. The District serves an area of approximately 156 square miles. It is located in Licking and Knox Counties, and includes all of the Villages of Utica and St. Louisville, a portion of the City of Newark, all of McKean, Newton and Washington Townships and portions of Burlington, Eden, and Mary Ann Townships in Licking County. It also includes all of the Village of Martinsburg and parts of Morgan and Clay Townships. It is staffed by 124 certified personnel and 86 noncertified employees who provide services to 1,841 students and other community members. The District currently operates 4 instructional buildings, 1 administrative building, and 1 bus maintenance garage.

**NOTE 2 - SUMMARY OF SIGNIFICANT ACCOUNTING POLICIES**

The basic financial statements of the District have been prepared in conformity with accounting principles generally accepted in the United States of America (GAAP) as applied to governmental units. The Governmental Accounting Standards Board (GASB) is the accepted standard-setting body for establishing governmental accounting and financial reporting principles. The District’s significant accounting policies are described below.

**A. Reporting Entity**

The reporting entity has been defined in accordance with GASB Statement No. 14, “The Financial Reporting Entity” as amended by GASB Statement No. 39, “Determining Whether Certain Organizations Are Component Units” and GASB Statement No. 61, “The Financial Reporting Entity: Omnibus an amendment of GASB Statements No. 14 and No. 34”. The reporting entity is composed of the primary government and component units. The primary government consists of all funds, departments, boards and agencies that are not legally separate from the District. For the District, this includes general operations, food service, and student related activities of the District.

Component units are legally separate organizations for which the District is financially accountable. The District is financially accountable for an organization if the District appoints a voting majority of the organization’s Governing Board and (1) the District is able to significantly influence the programs or services performed or provided by the organization; or (2) the District is legally entitled to or can otherwise access the organization’s resources; or (3) the District is legally obligated or has otherwise assumed the responsibility to finance the deficits of, or provide financial support to, the organization; or (4) the District is obligated for the debt of the organization. Component units may also include organizations that are fiscally dependent on the District in that the District approves the budget, the issuance of debt or the levying of taxes. Certain organizations are also included as component units if the nature and significance of the relationship between the primary government and the organization is such that exclusion by the primary government would render the primary government’s financial statements incomplete or misleading. Based upon the application of these criteria, the District has no component units. The basic financial statements of the reporting entity include only those of the District (the primary government).

**NORTH FORK LOCAL SCHOOL DISTRICT  
LICKING COUNTY, OHIO**

NOTES TO THE BASIC FINANCIAL STATEMENTS  
FOR THE FISCAL YEAR ENDED JUNE 30, 2018

**NOTE 2 - SUMMARY OF SIGNIFICANT ACCOUNTING POLICIES - (Continued)**

The following organizations are described due to their relationship to the District:

*JOINTLY GOVERNED ORGANIZATIONS*

Licking Area Computer Association (LACA)

LACA is the computer service organization or Data Acquisition Site (DAS) used by the District. LACA is an association of public school districts in a geographic area determined by the Ohio Department of Education. The Licking County C-TEC acts as the fiscal agent for the consortium. The purpose of the consortium is to develop and employ a computer system efficiently and effectively for the needs of the member Boards of Education. All districts in the consortium are required to pay fees, charges, and assessments as charged. A board made up of superintendents from all of the participating districts governs LACA. An elected Executive Board consisting of five members of the governing board is the managerial body of the consortium and meets on a monthly basis. The District does not maintain an ongoing financial interest or an ongoing financial responsibility.

Licking County Career and Technology Educational Center (C-TEC)

The C-TEC is a distinct political subdivision of the State of Ohio, which provides vocational education for students. The C-TEC is operated under the direction of a Board consisting of three representatives from the Licking County Educational Service Center, two representatives from Newark City Schools, one representative from the Heath City Schools, and one representative from the Granville Exempted Village Schools elected boards. The C-TEC possesses its own budgeting and taxing authority. Financial information can be obtained from Ben Streby, who serves as the Chief Fiscal Officer, at 150 Price Road, Newark, Ohio 43055.

**B. Fund Accounting**

The District uses funds to maintain its financial records during the year. A fund is defined as a fiscal and accounting entity with a self-balancing set of accounts. There are three categories of funds: governmental, proprietary and fiduciary. The District has no proprietary funds.

*GOVERNMENTAL FUNDS*

Governmental funds are those through which most governmental functions typically are financed. Governmental fund reporting focuses on the sources, uses and balances of current financial resources. Expendable assets are assigned to the various governmental funds according to the purposes for which they may or must be used. Current liabilities are assigned to the fund from which they will be paid. The difference between governmental fund assets and deferred outflows and liabilities and deferred inflows is reported as fund balance. The following are the District's major governmental funds:

General fund - The general fund is used to account for and report all financial resources not accounted for and reported in another fund. The general fund balance is available for any purpose provided it is expended or transferred according to the general laws of Ohio.

Bond Retirement Fund – A fund provided for the retirement of serial bonds and short term note and loans. All revenue derived from general or special levies, either within or exceeding the ten-mill limitation, which is levied for debt charges on bonds, notes, or loans, shall be paid into this fund.

**NORTH FORK LOCAL SCHOOL DISTRICT  
LICKING COUNTY, OHIO**

NOTES TO THE BASIC FINANCIAL STATEMENTS  
FOR THE FISCAL YEAR ENDED JUNE 30, 2018

**NOTE 2 - SUMMARY OF SIGNIFICANT ACCOUNTING POLICIES - (Continued)**

Other governmental funds of the District are used to account for (a) financial resources that are restricted, committed, or assigned to expenditures for capital outlays including the acquisition or construction of capital facilities and other capital assets, (b) specific revenue sources that are restricted or committed to an expenditure for specified purposes other than debt service or capital projects and (c) financial resources that are restricted, committed, or assigned to expenditures for principal and interest.

*FIDUCIARY FUNDS*

Fiduciary fund reporting focuses on net position and changes in net position. The fiduciary fund category is split into four classifications: pension trust funds, investment trust funds, private-purpose trust funds and agency funds. Trust funds are used to account for assets held by the District under a trust agreement for individuals, private organizations, or other governments and are therefore not available to support the District's own programs. The District's only trust fund is a private-purpose trust which accounts for a scholarship program for students. Agency funds are custodial in nature (assets equal liabilities) and do not involve measurement of results of operations. The District's agency fund accounts for student and community activities.

**C. Basis of Presentation and Measurement Focus**

Government-wide Financial Statements - The statement of net position and the statement of activities display information about the District as a whole. These statements include the financial activities of the primary government, except for fiduciary funds.

The government-wide statement of activities presents a comparison between direct expenses and program revenues for each function or program of the governmental activities of the District. Direct expenses are those that are specifically associated with a service, program or department and therefore are clearly identifiable to a particular function. Program revenues include amounts paid by the recipient of goods or services offered by the program and grants and contributions that are restricted to meeting the operational or capital requirements of a particular program. Revenues not classified as program revenues are presented as general revenues of the District.

The government-wide financial statements are prepared using the economic resources measurement focus. All assets and deferred outflows and all liabilities and deferred inflows associated with the operation of the District are included on the statement of net position.

Fund Financial Statements - Fund financial statements report detailed information about the District. The focus of governmental fund financial statements is on major funds rather than reporting funds by type. Each major fund is presented in a separate column, and all nonmajor funds are aggregated into one column. Fiduciary funds are reported by fund type.



**NORTH FORK LOCAL SCHOOL DISTRICT  
LICKING COUNTY, OHIO**

**NOTES TO THE BASIC FINANCIAL STATEMENTS  
FOR THE FISCAL YEAR ENDED JUNE 30, 2018**

**NOTE 2 - SUMMARY OF SIGNIFICANT ACCOUNTING POLICIES - (Continued)**

All governmental funds are accounted for using a flow of current financial resources measurement focus. With this measurement focus, only current assets and current deferred outflows and current liabilities and current deferred inflows generally are included on the balance sheet. The statement of revenues, expenditures and changes in fund balances reports on the sources (i.e., revenues and other financing sources) and uses (i.e., expenditures and other financing uses) of current financial resources. This approach differs from the manner in which the governmental activities of the government-wide financial statements are prepared. Governmental fund financial statements therefore include a reconciliation with brief explanations to better identify the relationship between the government-wide statements and the statements for governmental funds.

The private-purpose trust fund is reported using the economic resources measurement focus. Agency funds do not report a measurement focus as they do not report operations.

**D. Basis of Accounting**

Basis of accounting determines when transactions are recorded in the financial records and reported on the financial statements. Government-wide financial statements are prepared using the accrual basis of accounting. Governmental funds use the modified accrual basis of accounting. Fiduciary funds also use the accrual basis of accounting.

*Revenues - Exchange and Nonexchange Transactions* - Revenue resulting from exchange transactions, in which each party gives and receives essentially equal value, is recorded on the accrual basis when the exchange takes place. On a modified accrual basis, revenue is recorded in the fiscal year in which the resources are measurable and become available. Available means that the resources will be collected within the current fiscal year or are expected to be collected soon enough thereafter to be used to pay liabilities of the current fiscal year. For the District, available means expected to be received within sixty days of fiscal year end.

Nonexchange transactions, in which the District receives value without directly giving equal value in return, include property taxes, income taxes, grants, entitlements and donations. On an accrual basis, revenue from property taxes is recognized in the fiscal year for which the taxes are levied (See Note 6). Revenue from income taxes is recognized in the fiscal year in which the income is earned (See Note 8). Revenue from grants, entitlements and donations is recognized in the fiscal year in which all eligibility requirements have been satisfied. Eligibility requirements include timing requirements, which specify the year when the resources are required to be used or the fiscal year when use is first permitted, matching requirements, in which the District must provide local resources to be used for a specified purpose, and expenditure requirements, in which the resources are provided to the District on a reimbursement basis. On a modified accrual basis, revenue from nonexchange transactions must also be available before it can be recognized.

Under the modified accrual basis, the following revenue sources are considered to be both measurable and available at fiscal year-end: property taxes available as an advance, income tax, interest, tuition, grants, student fees and rentals.

**NORTH FORK LOCAL SCHOOL DISTRICT  
LICKING COUNTY, OHIO**

**NOTES TO THE BASIC FINANCIAL STATEMENTS  
FOR THE FISCAL YEAR ENDED JUNE 30, 2018**

**NOTE 2 - SUMMARY OF SIGNIFICANT ACCOUNTING POLICIES - (Continued)**

*Deferred Outflows of Resources and Deferred Inflows of Resources* - In addition to assets, the government-wide statement of net position will report a separate section for deferred outflows of resources. Deferred outflows of resources, represents a consumption of net position that applies to a future period and will not be recognized as an outflow of resources (expense/expenditure) until then. For the District, see Notes 14 and 15 for deferred outflows of resources related the District's net pension liability and net OPEB liability, respectively. In addition, deferred outflows of resources include a deferred charge on debt refunding. A deferred charge on refunding results from the difference in the carrying value of refunded debt and its reacquisition price. This amount is deferred and amortized over the shorter of the life of the refunded or refunding debt.

In addition to liabilities, both the government-wide statement of net position and the governmental fund financial statements report a separate section for deferred inflows of resources. Deferred inflows of resources represent an acquisition of net position that applies to a future period and will not be recognized as an inflow of resources (revenue) until that time. For the District, deferred inflows of resources include property taxes and unavailable revenue. Property taxes represent amounts for which there is an enforceable legal claim as of June 30, 2018, but which were levied to finance fiscal year 2019 operations. These amounts have been recorded as a deferred inflow of resources on both the government-wide statement of net position and the governmental fund financial statements. Unavailable revenue is reported only on the governmental funds balance sheet, and represents receivables which will not be collected within the available period. For the District, unavailable revenue includes, but is not limited to, delinquent property taxes and intergovernmental grants. These amounts are deferred and recognized as an inflow of resources in the period the amounts become available.

For the District, see Notes 14 and 15 for deferred inflows of resources related to the District's net pension liability and net OPEB liability, respectively. This deferred inflow of resources is only reported on the government-wide statement of net position.

*Expenses/Expenditures* - On the accrual basis of accounting, expenses are recognized at the time they are incurred. The entitlement value of donated commodities received during the year is reported in the fund financial statements as an expenditure with a like amount reported as intergovernmental revenue.

The measurement focus of governmental fund accounting is on decreases in net financial resources (expenditures) rather than expenses. Expenditures are generally recognized in the accounting period in which the related fund liability is incurred, if measurable. Allocations of cost, such as depreciation and amortization, are not recognized in governmental funds.

**E. Budgets**

The budgetary process is prescribed by provisions of the Ohio Revised Code and entails the preparation of budgetary documents within an established timetable. The major documents prepared are the tax budget, the certificate of estimated resources, and the appropriation resolution, all of which are prepared on the budgetary basis of accounting. The certificate of estimated resources and the appropriations resolution are subject to amendment throughout the year with the legal restriction that appropriations cannot exceed estimated resources, as certified. All funds, other than agency funds, are legally required to be budgeted and appropriated. The legal level of budgetary control has been established at the fund level for all funds. Any budgetary modifications at this level may only be made by resolution of the Board of Education. Although the legal level of budgetary control was established at the fund level of expenditures, the District has elected to present the general fund's budgetary statement comparison at the fund and function level of expenditures.

**NORTH FORK LOCAL SCHOOL DISTRICT  
LICKING COUNTY, OHIO**

NOTES TO THE BASIC FINANCIAL STATEMENTS  
FOR THE FISCAL YEAR ENDED JUNE 30, 2018

**NOTE 2 - SUMMARY OF SIGNIFICANT ACCOUNTING POLICIES - (Continued)**

Tax Budget:

Prior to January 15, the Superintendent and Treasurer submit to the Board of Education a proposed operating budget for the fiscal year commencing the following July 1. The budget includes proposed expenditures and the means of financing for all funds. Public hearings are publicized and conducted to obtain taxpayers' comments. The purpose of this budget document is to reflect the need for existing (or increased) tax rates. By no later than January 20, the Board-adopted budget is filed with the Licking County Budget Commission for rate determination. The Licking County Budget Commissioners waived the requirement for fiscal year 2018.

Estimated Resources:

By April 1, the Board of Education accepts, by formal resolution, the tax rates as determined by the Budget Commission and receives the Commission's certificate of estimated resources, which states the projected revenue of each fund. Prior to July 1, the District must revise its budget so that total contemplated expenditures from any fund during the ensuing year will not exceed the amount stated in the certificate of estimated resources. The revised budget then serves as the basis for the appropriation measure. On or about July 1, the certificate is amended to include any unencumbered cash balances from the preceding year. The certificate may be further amended during the year if projected increases or decreases in revenue are identified by the District. The amounts reported in the budgetary statements reflect the amounts from the certificate of amended resources that was in effect at the time the original and final appropriations were passed by the Board of Education.

Appropriations:

Upon receipt from the County Auditor of an amended certificate of estimated resources based on final assessed values and tax rates or a certificate saying no new certificate is necessary, the annual appropriation resolution is enacted by the Board of Education. Prior to the passage of the annual appropriation measure, the Board may pass a temporary appropriation measure to meet the ordinary expenses of the District. The appropriation resolution, at the fund level for all funds, must be within the estimated resources as certified by the County Budget Commission and the total of expenditures may not exceed the appropriation totals at the legal level of control. Any revisions that alter the level of budgetary control must be approved by the Board of Education.

The Board may pass supplemental fund appropriations so long as the total appropriations by fund do not exceed the amounts set forth in the most recent certificate of estimated resources. During the year, all supplemental appropriations were legally enacted.

The appropriation resolution is subject to amendment by the Board throughout the year with the restriction that appropriations may not exceed estimated revenues. The amounts reported as the original budget amounts reflect the first appropriation for that fund covered the entire fiscal year, including amounts automatically carried over from prior year. The amounts reported as the final budgeted amounts represent the final appropriation amounts passed by the Board during the year.

Lapsing of Appropriations:

At the close of each fiscal year, the unencumbered balance of each appropriation reverts to the respective fund from which it was appropriated and becomes subject to future appropriation. Encumbered appropriations are carried forward to the succeeding fiscal year and are not re-appropriated.

**NORTH FORK LOCAL SCHOOL DISTRICT  
LICKING COUNTY, OHIO**

**NOTES TO THE BASIC FINANCIAL STATEMENTS  
FOR THE FISCAL YEAR ENDED JUNE 30, 2018**

**NOTE 2 - SUMMARY OF SIGNIFICANT ACCOUNTING POLICIES - (Continued)**

**F. Cash and Investments**

To improve cash management, cash received by the District is pooled. Monies for all funds are maintained in this pool. Individual fund integrity is maintained through the District's records. Each fund's interest in the pool is presented as "equity in pooled cash and investments" on the basic financial statements.

During fiscal year 2018, the District invested in nonnegotiable certificates of deposit, negotiable certificates of deposit (negotiable CDs), Federal Home Loan Bank (FHLB) securities, U.S. government money market accounts and STAR Ohio. STAR Ohio (the State Treasury Asset Reserve of Ohio), is an investment pool managed by the State Treasurer's Office which allows governments within the State to pool their funds for investment purposes. STAR Ohio is not registered with the SEC as an investment company, but has adopted Governmental Accounting Standards Board (GASB), Statement No. 79, "Certain External Investment Pools and Pool Participants." The District measures its investment in STAR Ohio at the net asset value (NAV) per share provided by STAR Ohio. The NAV per share is calculated on an amortized cost basis that provides an NAV per share that approximates fair value.

For fiscal year 2018, there were no limitations or restrictions on any participant withdrawals due to redemption notice periods, liquidity fees, or redemption gates. However, notice must be given 24 hours in advance of all deposits and withdrawals exceeding \$25 million. STAR Ohio reserves the right to limit the transaction to \$100 million, requiring the excess amount to be transacted the following business day(s), but only to the \$100 million limit. All accounts of the participant will be combined for these purposes.

Under existing Ohio statutes all investment earnings are assigned to the general fund unless statutorily required to be credited to a specific fund or the Board of Education has, by resolution, specified the funds to receive an allocation of interest earnings. Interest revenue credited to the general fund during fiscal year 2018 amounted to \$80,507, which includes \$3,644 assigned from other District funds.

For presentation on the basic financial statements, investments of the cash management pool and investments with original maturities of three months or less at the time they are purchased by the District are considered to be cash equivalents. Investments with an initial maturity of more than three months are reported as investments.

An analysis of the District's investment account at fiscal year-end is provided in Note 4.

**G. Prepayments**

Certain payments to vendors reflect the costs applicable to future accounting periods and are recorded as prepaid items in both government-wide and fund financial statements. These items are reported as assets on the balance sheet using the consumption method. A current asset for the prepaid amounts is recorded at the time of the purchase and the expenditure/expense is reported in the year in which services are consumed. At fiscal year end, because prepayments are not available to finance future governmental fund expenditures, the fund balance is nonspendable on the fund financial statements by an amount equal to the carrying value of the asset.

**NORTH FORK LOCAL SCHOOL DISTRICT  
LICKING COUNTY, OHIO**

NOTES TO THE BASIC FINANCIAL STATEMENTS  
FOR THE FISCAL YEAR ENDED JUNE 30, 2018

**NOTE 2 - SUMMARY OF SIGNIFICANT ACCOUNTING POLICIES - (Continued)**

**H. Inventory**

On government-wide and fund financial statements, purchased inventories are presented at the lower of cost or market and donated commodities are presented at their entitlement value. Inventories are recorded on a first-in, first-out basis. Inventories are accounted for using the purchase method on the fund statements and using the consumption method on the government-wide statements.

Inventory consists of expendable supplies held for consumption, donated food and purchased food.

**I. Capital Assets**

General capital assets are associated with and generally are from governmental activities. These assets result from expenditures in the governmental funds. These assets are reported in the governmental activities column of the government-wide statement of net position, but are not reported in the fund financial statements.

All capital assets are capitalized at cost (or estimated historical cost) and updated for additions and retirements during the year. Donated capital assets are recorded at their acquisition values as of the date received. The District maintains a capitalization threshold of \$1,200. The District does not possess any infrastructure. Improvements are capitalized; the costs of normal maintenance and repairs that do not add to the value of the asset or materially extend an asset's life are not.

All reported capital assets, except land are depreciated. Improvements are depreciated over the remaining useful lives of the related capital assets.

Depreciation is computed using the straight-line method over the following useful lives:

<u>Description</u>	Governmental Activities <u>Estimated Lives</u>
Land improvements	15 - 20 years
Buildings and improvements	50 years
Furniture and equipment	5 - 20 years
Vehicles	8 - 10 years

**J. Interfund Balances**

On fund financial statements, receivables and payables resulting from short-term interfund loans from the general fund to cover negative cash balances in other governmental funds are classified as "due to/from other funds". These amounts are eliminated in the governmental activities column on the statement of net position.

**K. Compensated Absences**

Compensated absences of the District consist of vacation leave and sick leave to the extent that payments to the employee for these absences are attributable to services already rendered and are not contingent on a specific event that is outside the control of the District and the employee.

**NORTH FORK LOCAL SCHOOL DISTRICT  
LICKING COUNTY, OHIO**

NOTES TO THE BASIC FINANCIAL STATEMENTS  
FOR THE FISCAL YEAR ENDED JUNE 30, 2018

**NOTE 2 - SUMMARY OF SIGNIFICANT ACCOUNTING POLICIES - (Continued)**

In accordance with the provisions of GASB Statement No. 16, “Accounting for Compensated Absences”, a liability for vacation leave is accrued if a) the employees’ rights to payment are attributable to services already rendered; and b) it is probable that the employer will compensate the employees for the benefits through paid time off or other means, such as cash payment at termination or retirement. An accrual for earned sick leave is made to the extent that it is probable that the benefits will result in termination (severance) payments. A liability for sick leave is accrued using the vesting method; i.e., the liability is based on the sick leave accumulated at June 30, 2018, by those employees who are currently eligible to receive termination (severance) payments, as well as those employees expected to become eligible in the future. For purposes of establishing a liability for sick leave on employees expected to become eligible to retire in the future, all employees with at least 10 years of service or employees age 60 or greater were considered expected to become eligible to retire in accordance with GASB Statement No. 16.

The total liability for vacation and sick leave payments has been calculated using pay rates in effect at June 30, 2018 and reduced to the maximum payment allowed by labor contract and/or statute, plus any applicable additional salary related payments.

The entire compensated absence liability is reported on the government-wide financial statements.

For governmental fund financial statements, the current portion of unpaid compensated absences is the amount expected to be paid using expendable available resources. These amounts are recorded in the account “compensated absences payable” in the fund from which the employees who have accumulated unpaid leave are paid. The noncurrent portion of the liability is not reported.

**L. Accrued Liabilities and Long-Term Obligations**

All payables, accrued liabilities and long-term obligations are reported in the government-wide financial statements.

In general, governmental fund payables and accrued liabilities that, once incurred, are paid in a timely manner and in full from current financial resources, are reported as obligations of the funds. However, compensated absences that will be paid from governmental funds are reported as a liability in the fund financial statements only to the extent that they are due for payment during the current year. Bonds and leases are recognized as a liability on the fund financial statements when due.

**M. Fund Balance**

Fund balance is divided into five classifications based primarily on the extent to which the District is bound to observe constraints imposed upon the use of the resources in the governmental funds. The classifications are as follows:

*Nonspendable* - The nonspendable fund balance classification includes amounts that cannot be spent because they are not in spendable form or legally required to be maintained intact. The “not in spendable form” criterion includes items that are not expected to be converted to cash.

*Restricted* - Fund balance is reported as restricted when constraints are placed on the use of resources that are either externally imposed by creditors (such as through debt covenants), grantors, contributors, or laws or regulations of other governments, or imposed by law through constitutional provisions or enabling legislation.

**NORTH FORK LOCAL SCHOOL DISTRICT  
LICKING COUNTY, OHIO**

**NOTES TO THE BASIC FINANCIAL STATEMENTS  
FOR THE FISCAL YEAR ENDED JUNE 30, 2018**

**NOTE 2 - SUMMARY OF SIGNIFICANT ACCOUNTING POLICIES - (Continued)**

Committed - The committed fund balance classification includes amounts that can be used only for the specific purposes imposed by a formal action (resolution) of the District Board of Education (the highest level of decision making authority). Those committed amounts cannot be used for any other purpose unless the District Board of Education removes or changes the specified use by taking the same type of action (resolution) it employed to previously commit those amounts. Committed fund balance also incorporates contractual obligations to the extent that existing resources in the fund have been specifically committed for use in satisfying those contractual requirements.

Assigned - Amounts in the assigned fund balance classification are intended to be used by the District for specific purposes but do not meet the criteria to be classified as restricted nor committed. In governmental funds other than the general fund, assigned fund balance represents the remaining amount that is not restricted or committed. In the general fund, assigned amounts represent intended uses established by policies of the District Board of Education, which includes giving the Treasurer the authority to constrain monies for intended purposes.

Unassigned - Unassigned fund balance is the residual classification for the general fund and includes all spendable amounts not contained in the other classifications. In other governmental funds, the unassigned classification is only used to report a deficit fund balance resulting from overspending for specific purposes for which amounts had been restricted, committed, or assigned.

The District applies restricted resources first when expenditures are incurred for purposes for which restricted and unrestricted (committed, assigned, and unassigned) fund balance is available. Similarly, within unrestricted fund balance, committed amounts are reduced first followed by assigned, and then unassigned amounts when expenditures are incurred for purposes for which amounts in any of the unrestricted fund balance classifications could be used.

**N. Net Position**

Net position represents the difference between assets and deferred outflows and liabilities and deferred inflows. The net position component “net investment in capital assets,” consists of capital assets, net of accumulated depreciation, reduced by the outstanding balances of any borrowing used for the acquisition, construction or improvement of those assets. Deferred outflows of resources and deferred inflows of resources that are attributable to the acquisition, construction or improvement of those assets or related debt also should be included in this component of net position. Net position is reported as restricted when there are limitations imposed on its use either through the enabling legislation adopted by the District or through external restrictions imposed by creditors, grantors or laws or regulations of other governments. The amount restricted for other purposes represents amounts restricted for a special trust and food service operations.

The District applies restricted resources first when an expense is incurred for purposes for which both restricted and unrestricted net position is available.

**O. Estimates**

The preparation of the basic financial statements in conformity with GAAP requires management to make estimates and assumptions that affect the amounts reported in the basic financial statements and accompanying notes. Actual results may differ from those estimates.

**NORTH FORK LOCAL SCHOOL DISTRICT  
LICKING COUNTY, OHIO**

**NOTES TO THE BASIC FINANCIAL STATEMENTS  
FOR THE FISCAL YEAR ENDED JUNE 30, 2018**

**NOTE 2 - SUMMARY OF SIGNIFICANT ACCOUNTING POLICIES - (Continued)**

**P. Restricted Assets**

Assets are reported as restricted assets when limitations on their use change the normal understanding of the availability of the asset. Such constraints are either imposed by creditors, contributors, grantors, or laws of other governments or imposed by enabling legislation. Restricted assets include amounts set-aside as sinking fund requirements in the general fund for repayment of the series 2010 Energy Conservation bonds (See Note 10.D).

**Q. Interfund Activity**

Exchange transactions between funds are reported as revenues in the seller funds and as expenditures/expenses in the purchaser funds. Flows of cash or goods from one fund to another without a requirement for repayment are reported as interfund transfers. Interfund transfers are reported as other financing sources/uses in governmental funds. Repayments from funds responsible for particular expenditures/expenses to the funds that initially paid for them are not presented on the basic financial statements.

Interfund activity between governmental funds is eliminated in the statement of activities.

**R. Extraordinary and Special Items**

Extraordinary items are transactions or events that are both unusual in nature and infrequent in occurrence. Special items are transactions or events that are within the control of the Board of Education and that are either unusual in nature or infrequent in occurrence. The District had neither type of transaction for fiscal year 2018.

**S. Bond Premium and Discount/Accounting Gain or Loss**

Bond premiums and discounts are deferred and amortized over the term of the bonds using the straight-line method, which approximates the effective interest method. Bond premiums are presented as an addition to the face amount of the bonds. Bond discounts are presented as a reduction to the face amount of the bonds.

For advance refunding resulting in the defeasance of debt reported on the government-wide financial statements, the difference between the reacquisition price and the net carrying amount of the old debt is deferred and amortized as a component of interest expense. The accounting gain or loss is amortized over the remaining life of the old debt or life of the new debt, whichever is shorter, and is presented as a deferred outflow of resources on the statement of net position on the government-wide financial statements.



**NORTH FORK LOCAL SCHOOL DISTRICT  
LICKING COUNTY, OHIO**

NOTES TO THE BASIC FINANCIAL STATEMENTS  
FOR THE FISCAL YEAR ENDED JUNE 30, 2018

**NOTE 2 - SUMMARY OF SIGNIFICANT ACCOUNTING POLICIES - (Continued)**

**T. Pensions/Other Postemployment Benefits (OPEB)**

For purposes of measuring the net pension/OPEB liability, information about the fiduciary net position of the pension/OPEB plans and additions to/deductions from their fiduciary net position have been determined on the same basis as they are reported by the pension/OPEB plan. For this purpose, benefit payments (including refunds of employee contributions) are recognized when due and payable in accordance with the benefit terms. The pension/OPEB plans report investments at fair value.

**U. Fair Value**

The District categorizes its fair value measurements within the fair value hierarchy established by generally accepted accounting principles. The hierarchy is based on the valuation inputs used to measure the fair value of the asset. Level 1 inputs are quoted prices in active markets for identical assets; Level 2 inputs are significant other observable inputs; Level 3 inputs are significant unobservable inputs.

**NOTE 3 - ACCOUNTABILITY AND COMPLIANCE**

**A. Change in Accounting Principles/Restatement of Net Position**

For fiscal year 2018, the District has implemented GASB Statement No. 75, "Accounting and Financial Reporting for Postemployment Benefits Other Than Pensions", GASB Statement No. 81 "Irrevocable Split-Interest Agreements" GASB Statement No. 85, "Omnibus 2017" and GASB Statement No. 86, "Certain Debt Extinguishments".

GASB Statement No. 75 improves the accounting and financial reporting by state and local governments for postemployment benefits other than pension (OPEB). It also improves information provided by state and local governmental employers about financial support for OPEB that is provided by other entities. The implementation of GASB Statement No. 75 effected the District's postemployment benefit plan disclosures, as presented in Note 15 to the basic financial statements, and added required supplementary information which is presented after the notes to the basic financial statements.

GASB Statement No. 81 improves the accounting and financial reporting for irrevocable split-interest agreements by providing recognition and measurement guidance for situations in which a government is a beneficiary of the agreement. The implementation of GASB Statement No. 81 did not have an effect on the financial statements of the District.

GASB Statement No. 85 addresses practice issues that have been identified during implementation and application of certain GASB Statements. This Statement addresses a variety of topics including issues related to blending component units, goodwill, fair value measurement and application, and OPEB. The implementation of GASB Statement No. 85 did not have an effect on the financial statements of the District.

GASB Statement No. 86 improves consistency in accounting and financial reporting for in-substance defeasance of debt by providing guidance for transactions in which cash and other monetary assets acquired with only existing resources - resources other than the proceeds of refunding debt - are placed in an irrevocable trust for the sole purpose of extinguishing debt. This Statement also improves accounting and financial reporting for prepaid insurance on debt that is extinguished and notes to financial statements for debt that is defeased in substance. The implementation of GASB Statement No. 86 did not have an effect on the financial statements of the District.

**NORTH FORK LOCAL SCHOOL DISTRICT  
LICKING COUNTY, OHIO**

NOTES TO THE BASIC FINANCIAL STATEMENTS  
FOR THE FISCAL YEAR ENDED JUNE 30, 2018

**NOTE 3 - ACCOUNTABILITY AND COMPLIANCE - (Continued)**

A net position restatement is required in order to implement GASB Statement No 75. The governmental activities at July 1, 2017 have been restated as follows:

	Governmental Activities
Net position as previously reported	\$ 7,845,518
Deferred outflows - payments subsequent to measurement date	41,706
Net OPEB liability	(5,418,477)
Restated net position at July 1, 2017	\$ 2,468,747

Other than employer contributions subsequent to the measurement date, the District made no restatement for deferred inflows/outflows of resources as the information needed to generate these restatements was not available. The restatement had no effect on fund balances.

**B. Deficit Fund Balances**

Fund balances at June 30, 2018 included the following individual fund deficits:

Nonmajor funds	Deficit
Food service	\$ 52,937
Title VI-B	65,246
Title I	25,122
Improving teacher quality	3,980

The general fund is liable for any deficit in these funds and provides transfers when cash is required, not when accruals occur. The unassigned deficit fund balances resulted from adjustments for accrued liabilities as a result of a lag between disbursements and grant funding that was requested but not received by fiscal year-end.

**NOTE 4 - DEPOSITS AND INVESTMENTS**

State statutes classify monies held by the District into three categories.

Active deposits are public deposits necessary to meet current demands on the treasury. Such monies must be maintained either as cash in the District treasury, in commercial accounts payable or withdrawable on demand, including negotiable order of withdrawal (NOW) accounts, or in money market deposit accounts.

Inactive deposits are public deposits that the Board of Education has identified as not required for use within the current five-year period of designation of depositories. Inactive deposits must either be evidenced by certificates of deposit maturing not later than the end of the current period of designation of depositories, or by savings or deposit accounts including, but not limited to, passbook accounts.

**NORTH FORK LOCAL SCHOOL DISTRICT  
LICKING COUNTY, OHIO**

**NOTES TO THE BASIC FINANCIAL STATEMENTS  
FOR THE FISCAL YEAR ENDED JUNE 30, 2018**

**NOTE 4 - DEPOSITS AND INVESTMENTS - (Continued)**

Interim deposits are deposits of interim monies. Interim monies are those monies which are not needed for immediate use, but which will be needed before the end of the current period of designation of depositories. Interim deposits must be evidenced by time certificates of deposit maturing not more than one year from the date of deposit or by savings or deposit accounts including passbook accounts.

Interim monies may be deposited or invested in the following securities:

1. United States Treasury Notes, Bills, Bonds, or any other obligation or security issued by the United States Treasury or any other obligation guaranteed as to principal and interest by the United States;
2. Bonds, notes, debentures, or any other obligations or securities issued by any federal government agency or instrumentality, including, but not limited to, the Federal National Mortgage Association, Federal Home Loan Bank, Federal Farm Credit Bank, Federal Home Loan Mortgage Corporation, Government National Mortgage Association, and Student Loan Marketing Association. All federal agency securities shall be direct issuances of federal government agencies or instrumentalities;
3. Written repurchase agreements in the securities listed above provided that the market value of the securities subject to the repurchase agreement must exceed the principal value of the agreement by at least two percent and be marked to market daily, and that the term of the agreement must not exceed thirty days;
4. Bonds and other obligations of the State of Ohio;
5. No-load money market mutual funds consisting exclusively of obligations described in items (1) and (2) above and repurchase agreements secured by such obligations, provided that investments in securities described in this division are made only through eligible institutions;
6. The State Treasurer's investment pool (STAR Ohio);
7. Certain banker's acceptance and commercial paper notes for a period not to exceed one hundred eighty days from the purchase date in an amount not to exceed twenty-five percent of the interim monies available for investment at any one time; and,
8. Under limited circumstances, corporate debt interests rated in either of the two highest classifications by at least two nationally recognized rating agencies.

Protection of the District's deposits is provided by the Federal Deposit Insurance Corporation (FDIC), by eligible securities pledged by the financial institution as security for repayment, by surety company bonds deposited with the Treasurer by the financial institution or by a single collateral pool established by the financial institution to secure the repayment of all public monies deposited with the institution.

Investments in stripped principal or interest obligations reverse repurchase agreements and derivatives are prohibited. The issuance of taxable notes for the purpose of arbitrage, the use of leverage and short selling are also prohibited. An investment must mature within five years from the date of purchase unless matched to a specific obligation or debt of the District, and must be purchased with the expectation that it will be held to maturity. Investments may only be made through specified dealers and institutions. Payment for investments may be made only upon delivery of the securities representing the investments to the Treasurer or, if the securities are not represented by a certificate, upon receipt of confirmation of transfer from the custodian.

**NORTH FORK LOCAL SCHOOL DISTRICT  
LICKING COUNTY, OHIO**

NOTES TO THE BASIC FINANCIAL STATEMENTS  
FOR THE FISCAL YEAR ENDED JUNE 30, 2018

**NOTE 4 - DEPOSITS AND INVESTMENTS - (Continued)**

**A. Cash on Hand**

At fiscal year end, the District had \$20 in undeposited cash on hand which is included on the financial statements of the District as part of “equity in pooled cash and investments”.

**B. Deposits with Financial Institutions**

At June 30, 2018, the carrying amount of all District deposits was \$7,349,900, including \$290,096 in nonnegotiable certificates of deposit. Based on the criteria described in GASB Statement No. 40, “Deposits and Investment Risk Disclosures”, as of June 30, 2018, all of the District’s bank balance of \$7,396,925 was covered by the FDIC.

Custodial credit risk is the risk that, in the event of bank failure, the District will not be able to recover deposits or collateral securities that are in the possession of an outside party. The District has no deposit policy for custodial credit risk beyond the requirements of State statute. Ohio law requires that deposits either be insured or protected by (1) eligible securities pledged to the District’s and deposited with a qualified trustee by the financial institution as security for repayment whose market value at all times shall be at least 105 percent of the deposits being secured, or (2) participation in the Ohio Pooled Collateral System (OPCS), a collateral pool of eligible securities deposited with a qualified trustee and pledged to the Treasurer of State to secure the repayment of all public monies deposited in the financial institution. OPCS requires the total market value of the securities pledged to be 102 percent of the deposits being secured or a rate set by the Treasurer of State. For 2018, the District’s financial institutions were approved for a collateral rate of 102 percent through the OPCS. Although all statutory requirements for the deposit of money had been followed, noncompliance with Federal requirements could potentially subject the District to a successful claim by the FDIC.

**C. Investments**

As of June 30, 2018, the District had the following investments and maturities:

Measurement/investment type	Measurement Value	Investment Maturities				
		6 months or less	7 to 12 months	13 to 18 months	19 to 24 months	Greater than 24 months
<i>Amorized cost:</i>						
STAR Ohio	\$ 202,036	\$ 202,036	\$ -	\$ -	\$ -	\$ -
<i>Fair value:</i>						
Negotiable CDs	581,165	334,080	-	-	247,085	-
FHLB	905,621	-	-	-	-	905,621
U.S. Government money market	98,463	-	-	-	-	98,463
Totals	<u>\$ 1,787,285</u>	<u>\$ 536,116</u>	<u>\$ -</u>	<u>\$ -</u>	<u>\$ 247,085</u>	<u>\$ 1,004,084</u>

The District's investments in U.S. Government money market mutual funds are valued using quoted market prices in active markets (Level 1 inputs). The District's investments in federal agency securities (FHLB) and negotiable CDs are valued using quoted prices in markets that are not considered to be active, dealer quotations or alternative pricing sources for similar assets or liabilities for which all significant inputs are observable, either directly or indirectly (Level 2 inputs).

**NORTH FORK LOCAL SCHOOL DISTRICT  
LICKING COUNTY, OHIO**

NOTES TO THE BASIC FINANCIAL STATEMENTS  
FOR THE FISCAL YEAR ENDED JUNE 30, 2018

**NOTE 4 - DEPOSITS AND INVESTMENTS - (Continued)**

*Interest Rate Risk:* As a means of limiting its exposure to fair value losses arising from rising interest rates and according to State law, the District's investment policy limits investment portfolio maturities to five years or less.

*Credit Risk:* The federal agency securities were rated AA+ and Aaa by Standard & Poor's and Moody's Investor Services, respectively. STAR Ohio and U.S. Government money market mutual funds carry a rating of AAAm by Standard & Poor's. Ohio law requires that STAR Ohio maintain the highest rating provided by at least one nationally recognized standard rating service. The negotiable CDs are fully covered by the FDIC. The District's investment policy does not specifically address credit risk beyond requiring the District to only invest in securities authorized by State statute.

*Custodial Credit Risk:* For an investment, custodial credit risk is the risk that, in the event of the failure of the counterparty, the District will not be able to recover the value of its investments or collateral securities that are in the possession of an outside party. The District has no investment policy dealing with investment custodial risk beyond the requirement in State statute that prohibits payment for investments prior to the delivery of the securities representing such investments to the Treasurer or qualified trustee.

*Concentration of Credit Risk:* The District places no limit on the amount that may be invested in any one issuer. The following table includes the percentage of each investment type held by the District at June 30, 2018:

<u>Measurement/investment type</u>	Measurement	
	<u>Value</u>	<u>% of Total</u>
<i>Amortized cost:</i>		
STAR Ohio	\$ 202,036	11.30
<i>Fair value:</i>		
Negotiable CDs	581,165	32.52
FHLB	905,621	50.67
U.S. Government money market	<u>98,463</u>	<u>5.51</u>
 Total	 <u>\$ 1,787,285</u>	 <u>100.00</u>

**D. Reconciliation of Cash and Investments to the Statement of Net Position**

The following is a reconciliation of cash and investments as reported in the note above to cash and investments as reported on the statement of net position as of June 30, 2018:

<u>Cash and investments per note</u>	
Carrying amount of deposits	\$ 7,349,900
Investments	1,787,285
Cash on hand	<u>20</u>
Total	<u>\$ 9,137,205</u>

**NORTH FORK LOCAL SCHOOL DISTRICT  
LICKING COUNTY, OHIO**

NOTES TO THE BASIC FINANCIAL STATEMENTS  
FOR THE FISCAL YEAR ENDED JUNE 30, 2018

**NOTE 4 - DEPOSITS AND INVESTMENTS - (Continued)**

<u>Cash and investments per statement of net position</u>	
Governmental activities	\$ 9,063,663
Private-purpose trust fund	7,064
Agency fund	<u>66,478</u>
Total	<u>\$ 9,137,205</u>

**NOTE 5 - INTERFUND TRANSACTIONS**

- A. Interfund balances at June 30, 2018 as reported on the fund statements include the following amounts due to and due from other funds:

<u>Due to</u>	<u>Due from</u>	<u>Amount</u>
General Fund	Nonmajor Governmental Funds	<u>\$ 66,627</u>

The purpose of amounts due to/from other funds is to cover negative cash balances in the nonmajor governmental funds. These interfund balances will be repaid once the anticipated revenues are received. All interfund balances are expected to be repaid within one year.

Interfund balances between governmental funds are eliminated on the statement of net position.

- B. Interfund transfers for the year ended June 30, 2018, consisted of the following, as reported on the fund statements:

	<u>Amount</u>
<u>Transfers to General Fund from:</u>	
Nonmajor governmental funds	\$ 1,264
<u>Transfers to nonmajor governmental funds from:</u>	
General Fund	<u>225,980</u>
Total transfers	<u>\$ 227,244</u>

Transfers are used to move revenues from the fund that statute or budget required to collect them to the fund that statute or budget requires to expend them and to use unrestricted revenues collected in the general fund to finance various programs accounted for in other funds in accordance with budgetary authorizations. Transfers into the general fund were made to close-out grant programs.

All transfers were in compliance with Ohio Revised Code Sections 5705.14, 5705.15 and 5705.16.

Interfund transfers between governmental funds are eliminated for reporting in the statement of activities.

**NORTH FORK LOCAL SCHOOL DISTRICT  
LICKING COUNTY, OHIO**

**NOTES TO THE BASIC FINANCIAL STATEMENTS  
FOR THE FISCAL YEAR ENDED JUNE 30, 2018**

**NOTE 6 - PROPERTY TAXES**

Property taxes are levied and assessed on a calendar year basis while the District fiscal year runs from July through June. First half tax collections are received by the District in the second half of the fiscal year. Second half tax distributions occur in the first half of the following fiscal year.

Property taxes include amounts levied against all real property and public utility property. Real property tax revenues received in calendar year 2018 represent the collection of calendar year 2017 taxes. Real property taxes received in calendar year 2018 were levied after April 1, 2017, on the assessed values as of January 1, 2017, the lien date. Assessed values for real property taxes are established by State statute at 35 percent of appraised market value. Real property taxes are payable annually or semiannually. If paid annually, payment is due December 31; if paid semiannually, the first payment is due December 31, with the remainder payable by June 20. Under certain circumstances, State statute permits alternate payment dates to be established. Public utility property tax revenues received in calendar year 2018 represent the collection of calendar year 2017 taxes. Public utility real and personal property taxes received in calendar year 2018 became a lien on December 31, 2016, were levied after April 1, 2017, and are collected with real property taxes. Public utility real property is assessed at 35 percent of true value; public utility tangible personal property is currently assessed at varying percentages of true value.

The District receives property taxes from Licking and Knox Counties. The County Auditors periodically advances to the District its portion of the taxes collected. Second-half real property tax payments collected by the County by June 30, 2018, are available to finance fiscal year 2018 operations. The amount available as an advance at June 30, 2018 was \$779,208 in the general fund and \$155,223 in the bond retirement fund, \$16,924 in the permanent improvement fund (a nonmajor governmental fund) and \$14,103 in the classroom facilities maintenance fund (a nonmajor governmental fund). This amount is recorded as revenue. The amount available for advance at June 30, 2017 was \$483,210 in the general fund, \$86,786 in the bond retirement fund, \$10,771 in the permanent improvement fund (a nonmajor governmental fund) and \$8,976 in the classroom facilities maintenance fund (a nonmajor governmental fund). The amount of second-half real property taxes available for advance at fiscal year-end can vary based on the date the tax bills are sent.

Accrued property taxes receivable includes real property, public utility property and delinquent tangible personal property taxes which are measurable as of June 30, 2018 and for which there is an enforceable legal claim. Although total property tax collections for the next fiscal year are measurable, only the amount of real property taxes available as an advance at June 30 was levied to finance current fiscal year operations and is reported as revenue at fiscal year-end. The portion of the receivable not levied to finance current fiscal year operations is offset by a credit to deferred inflows.

On the accrual basis of accounting, collectible delinquent property taxes have been recorded as a receivable and revenue, while on a modified accrual basis of accounting the revenue has been reported as a deferred inflow.

**NORTH FORK LOCAL SCHOOL DISTRICT  
LICKING COUNTY, OHIO**

NOTES TO THE BASIC FINANCIAL STATEMENTS  
FOR THE FISCAL YEAR ENDED JUNE 30, 2018

**NOTE 6 - PROPERTY TAXES - (Continued)**

The assessed values upon which the fiscal year 2018 taxes were collected are:

	2017 Second Half Collections		2018 First Half Collections	
	<u>Amount</u>	<u>Percent</u>	<u>Amount</u>	<u>Percent</u>
Agricultural/residential and other real estate	\$ 232,935,795	90.97	\$ 242,409,366	90.78
Public utility personal	<u>23,131,610</u>	<u>9.03</u>	<u>24,617,080</u>	<u>9.22</u>
Total	<u>\$ 256,067,405</u>	<u>100.00</u>	<u>\$ 267,026,446</u>	<u>100.00</u>
Tax rate per \$1,000 of assessed valuation	\$30.70		\$33.80	

**NOTE 7 - RECEIVABLES**

Receivables at June 30, 2018 consisted of property taxes, income taxes, accounts (billings for user charged services and student fees), accrued interest and intergovernmental grants and entitlements. All receivables are considered collectible in full due to the ability to foreclose for the nonpayment of taxes, the stable condition of State programs and the current year guarantee of federal funds. A summary of the principal items of receivables reported on the statement of net position follows:

**Governmental activities:**

Property taxes	\$ 6,456,201
Income taxes	884,342
Accounts	29
Accrued interest	12,559
Intergovernmental	<u>200,895</u>
Total	<u>\$ 7,554,026</u>

Receivables have been disaggregated on the face of the basic financial statements. All receivables are expected to be collected within the subsequent year.

**NOTE 8 - INCOME TAXES**

The District levies a voted income tax of one percent on the income of residents and on estates for general operations of the District. The income tax became effective on January 1, 2008 and was effective for a period of three years, until December 31, 2010. The income tax was renewed January 1, 2011, January 1, 2014 and again May 1, 2015 and is in effect until December 31, 2019. Employers of residents are required to withhold income tax on employee compensation and then remit that income tax to the State, and taxpayers are required to file an annual return. The State makes quarterly distributions to the District after withholding amounts for administrative fees and estimated refunds. Income tax revenue is credited to the general fund and amounted to \$2,222,099 for fiscal year 2018.



**NORTH FORK LOCAL SCHOOL DISTRICT  
LICKING COUNTY, OHIO**

NOTES TO THE BASIC FINANCIAL STATEMENTS  
FOR THE FISCAL YEAR ENDED JUNE 30, 2018

**NOTE 9 - CAPITAL ASSETS**

Capital asset activity for the fiscal year ended June 30, 2018, was as follows:

	<u>Balance</u> 06/30/17	<u>Additions</u>	<u>Deductions</u>	<u>Balance</u> 06/30/18
<b>Governmental activities:</b>				
<i>Capital assets, not being depreciated:</i>				
Land	\$ 421,922	\$ -	\$ -	\$ 421,922
Construction in progress	<u>-</u>	<u>529,911</u>	<u>-</u>	<u>529,911</u>
Total capital assets, not being depreciated	<u>421,922</u>	<u>529,911</u>	<u>-</u>	<u>951,833</u>
<i>Capital assets, being depreciated:</i>				
Land improvements	2,281,468	9,714	-	2,291,182
Building and improvements	36,849,221	-	-	36,849,221
Furniture and equipment	3,643,183	134,852	(157,847)	3,620,188
Vehicles	<u>2,373,660</u>	<u>-</u>	<u>(111,480)</u>	<u>2,262,180</u>
Total capital assets, being depreciated	<u>45,147,532</u>	<u>144,566</u>	<u>(269,327)</u>	<u>45,022,771</u>
<i>Less: accumulated depreciation</i>				
Land improvements	(1,808,861)	(84,213)	-	(1,893,074)
Building and improvements	(10,822,762)	(671,899)	-	(11,494,661)
Furniture and equipment	(2,904,958)	(139,632)	96,035	(2,948,555)
Vehicles	<u>(1,515,332)</u>	<u>(132,927)</u>	<u>100,332</u>	<u>(1,547,927)</u>
Total accumulated depreciation	<u>(17,051,913)</u>	<u>(1,028,671)</u>	<u>196,367</u>	<u>(17,884,217)</u>
Governmental activities capital assets, net	<u>\$ 28,517,541</u>	<u>\$ (354,194)</u>	<u>\$ (72,960)</u>	<u>\$ 28,090,387</u>

Depreciation expense was charged to governmental functions as follows:

<u>Instruction:</u>	
Regular	\$ 519,880
Special	10,748
Vocational	35,311
Other	240
<u>Support services:</u>	
Pupil	7,613
Instructional staff	61,079
Administration	21,170
Fiscal	227
Operations and maintenance	38,851
Pupil transportation	151,444
Extracurricular activities	108,279
Food service operations	<u>73,829</u>
Total depreciation expense	<u>\$ 1,028,671</u>

**NORTH FORK LOCAL SCHOOL DISTRICT  
LICKING COUNTY, OHIO**

NOTES TO THE BASIC FINANCIAL STATEMENTS  
FOR THE FISCAL YEAR ENDED JUNE 30, 2018

**NOTE 10 - LONG-TERM OBLIGATIONS**

- A. The District's governmental activities long-term obligations activity during fiscal year 2018 consisted of the following. The long-term obligations at June 30, 2017, were restated to include the net OPEB liability, as described in Note 3.A.

	(Restated) Balance <u>06/30/17</u>	<u>Increase</u>	<u>Decrease</u>	Balance <u>06/30/18</u>	Amount Due in <u>One Year</u>
<u>General obligation bonds:</u>					
2001 Series issue:					
Current interest bonds	\$ 1,070,000	\$ -	\$ (520,000)	\$ 550,000	\$ 550,000
2007 Series refunding issue:					
Current interest bonds	3,835,000	-	(3,835,000)	-	-
Capital appreciation bonds	210,000	-	-	210,000	-
Accreted interest	650,487	139,584	-	790,071	-
2017 Series - refunding issue:					
Current interest bonds	-	3,735,000	-	3,735,000	100,000
2010 Energy conservation bonds	<u>1,280,000</u>	<u>-</u>	<u>-</u>	<u>1,280,000</u>	<u>-</u>
Total general obligation bonds	<u>7,045,487</u>	<u>3,874,584</u>	<u>(4,355,000)</u>	<u>6,565,071</u>	<u>650,000</u>
Capital lease obligation	283,615	-	(140,058)	143,557	143,557
Net OPEB liability	5,418,477	-	(1,033,678)	4,384,799	-
Net pension liability	25,807,627	-	(7,226,149)	18,581,478	-
Compensated absences:					
Severance	978,391	112,913	(17,719)	1,073,585	20,342
Vacation leave	<u>173,686</u>	<u>161,949</u>	<u>(173,686)</u>	<u>161,949</u>	<u>161,949</u>
Total compensated absences	<u>1,152,077</u>	<u>274,862</u>	<u>(191,405)</u>	<u>1,235,534</u>	<u>182,291</u>
Total governmental activities long-term liabilities	<u>\$ 39,707,283</u>	<u>\$ 4,149,446</u>	<u>\$ (12,946,290)</u>	<u>\$ 30,910,439</u>	<u>\$ 975,848</u>

Capital lease obligation: See Note 11 for details.

The net pension liability and net OPEB liability: See Notes 14 and 15 for details.

Compensated absences will be paid from the fund from which the employee is paid. The fund which primarily records this activity is the general fund.

**NORTH FORK LOCAL SCHOOL DISTRICT  
LICKING COUNTY, OHIO**

NOTES TO THE BASIC FINANCIAL STATEMENTS  
FOR THE FISCAL YEAR ENDED JUNE 30, 2018

**NOTE 10 - LONG-TERM OBLIGATIONS - (Continued)**

**B. General Obligation and Refunding Bonds**

*2001 Series Issue* - On May 1, 2001, the North Fork Local School District issued \$11,400,000 in School Improvement General Obligation Bonds with an interest rate varying from 3.50% to 5.75%. The bonds were issued for the purpose of constructing additions to existing school buildings and structures. This money was used in conjunction with a classroom facility grant established by the State of Ohio and managed by the Ohio Facilities Construction Commission (formerly the Ohio School Facilities Commission). These bonds will be paid from the bond retirement fund and mature December 1, 2018.

Principal and interest requirements to retire the Series 2001 current interest bonds outstanding at June 30, 2018, are as follows:

<u>Fiscal Year</u> <u>Ending June 30,</u>	<u>Current Interest Bonds</u>		
	<u>Principal</u>	<u>Interest</u>	<u>Total</u>
2019	\$ 550,000	\$ 15,813	\$ 565,813

*2007 Series Refunding Issue* - On January 14, 2008, the District issued \$5,245,000 in general obligation bonds (Series 2007 School Facilities Improvement Refunding Bonds) to advance refund \$5,245,000 of the Series 2001 current interest general obligation bonds. The issuance proceeds were used to purchase securities which were placed in an irrevocable trust to provide resources for all future debt service payments on the refunded debt. This refunded debt is considered defeased (in-substance) and accordingly, has been removed from the statement of net position. The balance of the refunded 2001 Series bonds was \$4,825,000 at June 30, 2018.

On September 5, 2017, the District issued \$3,735,000 in 2017 Series Refunding Bonds to advance refund \$3,735,000 of the outstanding 2007 Series current interest bonds.

The 2007 Series refunding issue outstanding at June 30, 2018 is comprised of capital appreciation bonds, par value \$210,000. The capital appreciation bonds mature on December 1, 2019 and December 1, 2020, (stated interest 15.322 - 15.864%) at a redemption price equal to 100% of the principal, plus accrued interest to the redemption date. The accreted value at maturity for the capital appreciation bonds is \$1,345,000. Total accreted interest of \$790,071 has been included in the statement of net position. The District made the final principal payment of \$100,000 on the remaining current interest bonds that were outstanding after the refunding during fiscal year 2018.

The following is a summary of the future debt service requirements to maturity for the Series 2007 refunding bonds:

<u>Fiscal Year</u> <u>Ending June 30,</u>	<u>Capital Appreciation Bonds</u>		
	<u>Principal</u>	<u>Interest</u>	<u>Total</u>
2020	\$ 110,000	\$ 565,000	\$ 675,000
2021	100,000	570,000	670,000
Total	\$ 210,000	\$ 1,135,000	\$ 1,345,000

**NORTH FORK LOCAL SCHOOL DISTRICT  
LICKING COUNTY, OHIO**

NOTES TO THE BASIC FINANCIAL STATEMENTS  
FOR THE FISCAL YEAR ENDED JUNE 30, 2018

**NOTE 10 - LONG-TERM OBLIGATIONS - (Continued)**

*2017 Series Refunding Issue* - On September 5, 2017, the District issued \$3,735,000 in general obligation refunding bonds (Series 2017 Refunding Bonds) to advance refund \$3,735,000 of the Series 2007 current interest general obligation bonds. The issuance proceeds were used to purchase securities which were placed in an irrevocable trust to provide resources for all future debt service payments on the refunded debt. This refunded debt is considered defeased (in-substance) and accordingly, has been removed from the statement of net position. The balance of the refunded 2007 Series bonds was \$3,735,000 at June 30, 2018.

The refunding issue is comprised of current interest bonds, par value \$3,735,000. The interest rates on the current interest serial bonds range from 3.50% to 4.00%. Interest payments of the current interest bonds are due on June 1 and December 1 of each year and are paid from the bond retirement fund. The final maturity date stated on the current interest bonds is December 1, 2025.

The reacquisition price exceeded the net carrying amount of the old debt by \$821. This amount is amortized over the remaining life of the refunded debt, which is equal to the life of the new debt issued and is reported as a deferred outflow of resources on the statement of net position. The refunding was undertaken to reduce total debt service payments by \$324,912 and resulted in an economic gain of \$262,532.

The following is a summary of the future debt service requirements to maturity for the Series 2007 refunding bonds:

Fiscal Year Ending June 30,	Current Interest Bonds		
	Principal	Interest	Total
2019	\$ 100,000	\$ 82,544	\$ 182,544
2020	15,000	81,256	96,256
2021	15,000	80,920	95,920
2022	690,000	73,024	763,024
2023	705,000	57,400	762,400
2024 - 2027	<u>2,210,000</u>	<u>75,040</u>	<u>2,285,040</u>
Total	<u>\$ 3,735,000</u>	<u>\$ 450,184</u>	<u>\$ 4,185,184</u>

**C. Energy Conservation Bonds - Series 2010**

In November 2010, the District issued \$1,280,000 in energy conservation bonds (federally taxable qualified school construction bonds). The proceeds of these bonds were used for building improvements intended to increase the energy efficiency of the District's buildings. These bonds bear an annual interest rate of 5.40%, mature on June 1, 2025 and will be paid from the general fund. The District is required to make mandatory sinking fund deposits (consisting of cash and/or U.S. Treasury obligations) on December 1, in the following years and in the following amounts (in each case equal to the value of any cash deposits, plus the stated principal value at maturity of any U.S. Treasury obligations plus any interest to be paid thereon through and including the maturity date):

**NORTH FORK LOCAL SCHOOL DISTRICT  
LICKING COUNTY, OHIO**

NOTES TO THE BASIC FINANCIAL STATEMENTS  
FOR THE FISCAL YEAR ENDED JUNE 30, 2018

**NOTE 10 - LONG-TERM OBLIGATIONS - (Continued)**

December 1, Calendar <u>Year</u>	<u>Amounts Due</u>
2018	\$ 85,333
2019	85,334
2020	85,333
2021	85,333
2022	85,334
2023	85,333
2024	85,333
2025	<u>85,334</u>
Total	<u>\$ 682,667</u>

At June 30, 2018, the District has reported restricted cash and restricted fund balance in the amount of \$698,722 for sinking fund deposits maintained in the general fund.

The District receives a reimbursement from the United States Treasury equal to 100% of the lesser of the interest payments on the energy conservation bonds or the federal tax credits that would have otherwise been available to the holders of the energy conservation bonds. Although it is the intention of the District to record this reimbursement as federal intergovernmental revenue in the debt service fund, to pay debt service on the bonds, the District is not required to do so under Federal or State law.

The following is a summary of future debt service requirements to maturity for the energy conservation bonds outstanding at June 30, 2018:

Fiscal Year <u>Ending June 30,</u>	<u>Energy Conservation Bonds</u>		
	<u>Principal</u>	<u>Interest</u>	<u>Total</u>
2019	\$ -	\$ 69,120	\$ 69,120
2020	-	69,120	69,120
2021	-	69,120	69,120
2022	-	69,120	69,120
2023	-	69,120	69,120
2024 - 2025	<u>1,280,000</u>	<u>103,680</u>	<u>1,383,680</u>
Total	<u>\$ 1,280,000</u>	<u>\$ 449,280</u>	<u>\$ 1,729,280</u>

**NORTH FORK LOCAL SCHOOL DISTRICT  
LICKING COUNTY, OHIO**

NOTES TO THE BASIC FINANCIAL STATEMENTS  
FOR THE FISCAL YEAR ENDED JUNE 30, 2018

**NOTE 10 - LONG-TERM OBLIGATIONS - (Continued)**

**D. Legal Debt Margin**

The Ohio Revised Code provides that voted net general obligation debt of the District shall never exceed 9% of the total assessed valuation of the District. The code further provides that unvoted indebtedness shall not exceed 1/10 of 1% of the property valuation of the District. The code additionally states that unvoted indebtedness related to energy conservation debt shall not exceed 9/10 of 1% of the property valuation of the District. The assessed valuation used in determining the District's legal debt margin has been modified by House Bill 530 which became effective March 30, 2006. In accordance with House Bill 530, the assessed valuation used in the District's legal debt margin calculation excluded tangible personal property used in business, telephone or telegraph property, interexchange telecommunications company property, and personal property owned or leased by a railroad company and used in railroad operations. The effects of these debt limitations at June 30, 2018, are a voted debt margin of \$20,134,921 (including available funds of \$597,541), an unvoted debt margin of \$267,026, and an unvoted energy conservation debt margin of \$1,123,238.

**NOTE 11 - CAPITAL LEASES - LESSEE DISCLOSURE**

In a prior fiscal year, the District entered into capital leases for school buses. These lease agreements meet the criteria of a capital lease as defined by generally accepted accounting principles, which defines a capital lease generally as one which transfers benefits and risks of ownership to the lessee. Capital lease payments have been reclassified and are reflected as debt service expenditures in the financial statements for the governmental funds and as a reduction to the liability for the principal portion on the government-wide financial statements. These expenditures are reported as function expenditures on the budgetary statements.

Capital assets consisting of school buses have been capitalized in the amount of \$426,850. This amount represents the fair value of the school buses at the time of acquisition. A corresponding liability is recorded in the government-wide financial statements. Accumulated depreciation as of June 30, 2018 was \$187,340, leaving a book value of \$239,510. Principal payments in fiscal year 2018 totaled \$140,058 paid by the general fund.

The following is a schedule of the future minimum lease payments required under the capital leases and the present value of the future minimum lease payments as of June 30, 2018:

Fiscal Year Ending <u>June 30,</u>	<u>Amount</u>
2019	\$ 147,148
Total minimum lease payment	147,148
Less: amount representing interest	<u>(3,591)</u>
Present value of minimum lease payments	<u>\$ 143,557</u>

**NORTH FORK LOCAL SCHOOL DISTRICT  
LICKING COUNTY, OHIO**

NOTES TO THE BASIC FINANCIAL STATEMENTS  
FOR THE FISCAL YEAR ENDED JUNE 30, 2018

**NOTE 12 - OTHER EMPLOYEE BENEFITS**

**A. Compensated Absences**

The criteria for determining vacation and sick leave components are derived from negotiated agreements and State laws. Classified employees earn ten to twenty days of vacation per fiscal year, depending upon length of service. Accumulated, unused vacation time is paid to classified employees and administrators upon termination of employment. Teachers do not earn vacation time. Teachers, administrators, and classified employees earn sick leave at the rate of one and one-fourth days per month. Upon retirement, payment is made for one-fourth of accrued, but unused sick leave to a maximum of 30 days for certified and classified employees, plus one-fourth of accrued personal leave. In addition, employees with 20 years or more service with the District receive payment for all days in excess of 120 days.

**B. Insurance Benefits**

The District provides life insurance and accidental death and dismemberment insurance to most employees through UNUM Life Insurance Company. Premiums are paid from the same fund that pays the employee's salaries.

**NOTE 13 - RISK MANAGEMENT**

**A. Property and Liability**

The District is exposed to various risks of loss related to torts; theft of, damage to, and destruction of assets; errors and omissions, injuries to employees and natural disasters. During fiscal year 2018, the District purchased insurance through the McGowan Governmental Underwriters (the "MGU"), (an insurance purchasing pool) for property and fleet insurance, liability insurance, and inland marine coverage. Coverages provided by MGU are as follows:

Total policy coverage - includes the following:		
Building and Contents (\$1,000 deductible)		\$48,308,886
Computer Equipment		500,000
Extra Expense and Tuition		500,000
Music Equipment and Band Uniforms		100,000
Total policy coverage - includes the following:		
Uninsured/underinsured motorist		\$1,000,000
Medical payments	5,000/25,000 aggregate	10,000
Public Employee Dishonesty		150,000
General school district liability		
Per occurrence		1,000,000
Aggregate		3,000,000

Settled claims have not exceeded this commercial coverage in any of the past three years. There has not been a significant reduction in insurance coverage from the prior year.

**NORTH FORK LOCAL SCHOOL DISTRICT  
LICKING COUNTY, OHIO**

**NOTES TO THE BASIC FINANCIAL STATEMENTS  
FOR THE FISCAL YEAR ENDED JUNE 30, 2018**

**NOTE 13 - RISK MANAGEMENT - (Continued)**

**B. Employee Health Benefits**

The District provides health and prescription insurance through United Health Care, dental insurance through CoreSource/Oasis Trust and vision insurance through Vision Service Plan for all eligible employees. Rates are set through an annual calculation process. The District pays a monthly contribution which is placed in a common fund from which claim payments are made for all participating districts. For fiscal year 2018, the District cost for paid premium for medical and dental was \$1,108 and \$50 for family coverage and \$496 and \$40 for single coverage, per month, respectively.

**C. Workers' Compensation**

The District pays the State Workers' Compensation System a premium for employee injury coverage. The premium is calculated by multiplying the monthly total gross payroll by a factor that the State calculates. The District utilizes SheakleyUniService, Inc. to process claims and Hunter Consulting as a third party administrator.

**NOTE 14 - DEFINED BENEFIT PENSION PLANS**

***Net Pension Liability***

The net pension liability reported on the statement of net position represents a liability to employees for pensions. Pensions are a component of exchange transactions - between an employer and its employees - of salaries and benefits for employee services. Pensions are provided to an employee - on a deferred-payment basis - as part of the total compensation package offered by an employer for employee services each financial period. The obligation to sacrifice resources for pensions is a present obligation because it was created as a result of employment exchanges that already have occurred.

The net pension liability represents the District's proportionate share of each pension plan's collective actuarial present value of projected benefit payments attributable to past periods of service, net of each pension plan's fiduciary net position. The net pension liability calculation is dependent on critical long-term variables, including estimated average life expectancies, earnings on investments, cost of living adjustments and others. While these estimates use the best information available, unknowable future events require adjusting this estimate annually.

The Ohio Revised Code limits the District's obligation for this liability to annually required payments. The District cannot control benefit terms or the manner in which pensions are financed; however, the District does receive the benefit of employees' services in exchange for compensation including pension.

GASB 68 assumes the liability is solely the obligation of the employer, because (1) they benefit from employee services; and (2) State statute requires all funding to come from these employers. All contributions to date have come solely from these employers (which also includes costs paid in the form of withholdings from employees). State statute requires the pension plans to amortize unfunded liabilities within 30 years. If the amortization period exceeds 30 years, each pension plan's board must propose corrective action to the State legislature. Any resulting legislative change to benefits or funding could significantly affect the net pension liability. Resulting adjustments to the net pension liability would be effective when the changes are legally enforceable.



**NORTH FORK LOCAL SCHOOL DISTRICT  
LICKING COUNTY, OHIO**

NOTES TO THE BASIC FINANCIAL STATEMENTS  
FOR THE FISCAL YEAR ENDED JUNE 30, 2018

**NOTE 14 - DEFINED BENEFIT PENSION PLANS - (Continued)**

The proportionate share of each plan’s unfunded benefits is presented as a long-term *net pension liability* on the accrual basis of accounting. Any liability for the contractually-required pension contribution outstanding at the end of the year is included in pension and postemployment benefits payable on both the accrual and modified accrual bases of accounting.

***Plan Description - School Employees Retirement System (SERS)***

Plan Description - The District non-teaching employees participate in SERS, a cost-sharing multiple-employer defined benefit pension plan administered by SERS. SERS provides retirement, disability and survivor benefits, annual cost-of-living adjustments, and death benefits to plan members and beneficiaries. Authority to establish and amend benefits is provided by Ohio Revised Code Chapter 3309. SERS issues a publicly available, stand-alone financial report that includes financial statements, required supplementary information and detailed information about SERS’ fiduciary net position. That report can be obtained by visiting the SERS website at [www.ohsers.org](http://www.ohsers.org) under Employers/Audit Resources.

Age and service requirements for retirement are as follows:

	Eligible to Retire on or before August 1, 2017 *	Eligible to Retire after August 1, 2017
Full benefits	Any age with 30 years of service credit	Age 67 with 10 years of service credit; or Age 57 with 30 years of service credit
Actuarially reduced benefits	Age 60 with 5 years of service credit Age 55 with 25 years of service credit	Age 62 with 10 years of service credit; or Age 60 with 25 years of service credit

\* Members with 25 years of service credit as of August 1, 2017, will be included in this plan.

Annual retirement benefits are calculated based on final average salary multiplied by a percentage that varies based on years of service; 2.2 percent for the first thirty years of service and 2.5 percent for years of service credit over 30. Final average salary is the average of the highest three years of salary.

One year after an effective benefit date, a benefit recipient is entitled to a three percent cost-of-living adjustment (COLA). This same COLA is added each year to the base benefit amount on the anniversary date of the benefit.

Funding Policy - Plan members are required to contribute 10 percent of their annual covered salary and the District is required to contribute 14 percent of annual covered payroll. The contribution requirements of plan members and employers are established and may be amended by the SERS’ Retirement Board up to statutory maximum amounts of 10 percent for plan members and 14 percent for employers. The Retirement Board, acting with the advice of the actuary, allocates the employer contribution rate among four of the System’s funds (Pension Trust Fund, Death Benefit Fund, Medicare B Fund, and Health Care Fund). For the fiscal year ended June 30, 2018, the allocation to pension, death benefits, and Medicare B was 13.5 percent. The remaining 0.5 percent of the employer contribution rate was allocated to the Health Care Fund.

The District’s contractually required contribution to SERS was \$333,602 for fiscal year 2018. Of this amount, \$25,897 is reported as pension and postemployment benefits payable.

**NORTH FORK LOCAL SCHOOL DISTRICT  
LICKING COUNTY, OHIO**

NOTES TO THE BASIC FINANCIAL STATEMENTS  
FOR THE FISCAL YEAR ENDED JUNE 30, 2018

**NOTE 14 - DEFINED BENEFIT PENSION PLANS - (Continued)**

***Plan Description - State Teachers Retirement System (STRS)***

Plan Description - Licensed teachers participate in STRS Ohio, a cost-sharing multiple-employer public employee retirement system administered by STRS. STRS provides retirement and disability benefits to members and death and survivor benefits to beneficiaries. STRS issues a stand-alone financial report that includes financial statements, required supplementary information and detailed information about STRS' fiduciary net position. That report can be obtained by writing to STRS, 275 E. Broad St., Columbus, OH 43215-3771, by calling (888) 227-7877, or by visiting the STRS website at [www.strsoh.org](http://www.strsoh.org).

New members have a choice of three retirement plans; a Defined Benefit (DB) Plan, a Defined Contribution (DC) Plan and a Combined Plan. Benefits are established by Ohio Revised Code Chapter 3307. The DB Plan offers an annual retirement allowance based on final average salary multiplied by a percentage that varies based on years of service. Effective August 1, 2015, the calculation will be 2.2 percent of final average salary for the five highest years of earnings multiplied by all years of service. Effective July 1, 2017, the cost-of-living adjustment was reduced to zero. Members are eligible to retire at age 60 with five years of qualifying service credit, or age 55 with 26 years of service, or 31 years of service regardless of age. Eligibility changes will be phased in until August 1, 2026, when retirement eligibility for unreduced benefits will be five years of service credit and age 65, or 35 years of service credit and at least age 60.

The DC Plan allows members to place all their member contributions and 9.5 percent of the 14 percent employer contributions into an investment account. Investment allocation decisions are determined by the member. The remaining 4.5 percent of the 14 percent employer rate is allocated to the defined benefit unfunded liability. A member is eligible to receive a retirement benefit at age 50 and termination of employment. The member may elect to receive a lifetime monthly annuity or a lump sum withdrawal.

The Combined Plan offers features of both the DB Plan and the DC Plan. In the Combined Plan, 12 percent of the 14 percent member rate goes to the DC Plan and the remaining 2 percent is applied to the DB Plan. Member contributions to the DC Plan are allocated among investment choices by the member, and contributions to the DB Plan from the employer and the member are used to fund the defined benefit payment at a reduced level from the regular DB Plan. The defined benefit portion of the Combined Plan payment is payable to a member on or after age 60 with five years of service. The defined contribution portion of the account may be taken as a lump sum payment or converted to a lifetime monthly annuity after termination of employment at age 50 or later.

New members who choose the DC Plan or Combined Plan will have another opportunity to reselect a permanent plan during their fifth year of membership. Members may remain in the same plan or transfer to another STRS plan. The optional annuitization of a member's defined contribution account or the defined contribution portion of a member's Combined Plan account to a lifetime benefit results in STRS bearing the risk of investment gain or loss on the account. STRS has therefore included all three plan options as one defined benefit plan for GASB 68 reporting purposes.

A DB or Combined Plan member with five or more years of credited service who is determined to be disabled may qualify for a disability benefit. Eligible survivors of members who die before service retirement may qualify for monthly benefits. New members on or after July 1, 2013, must have at least ten years of qualifying service credit that apply for disability benefits. Members in the DC Plan who become disabled are entitled only to their account balance. If a member of the DC Plan dies before retirement benefits begin, the member's designated beneficiary is entitled to receive the member's account balance.

**NORTH FORK LOCAL SCHOOL DISTRICT  
LICKING COUNTY, OHIO**

NOTES TO THE BASIC FINANCIAL STATEMENTS  
FOR THE FISCAL YEAR ENDED JUNE 30, 2018

**NOTE 14 - DEFINED BENEFIT PENSION PLANS - (Continued)**

Funding Policy - Employer and member contribution rates are established by the State Teachers Retirement Board and limited by Chapter 3307 of the Ohio Revised Code. For fiscal year 2018, plan members were required to contribute 14 percent of their annual covered salary. The District was required to contribute 14 percent; the entire 14 percent was the portion used to fund pension obligations. The fiscal year 2018 contribution rates were equal to the statutory maximum rates.

The District's contractually required contribution to STRS was \$975,893 for fiscal year 2018. Of this amount, \$163,827 is reported as pension and postemployment benefits payable.

***Net Pension Liability***

The net pension liability was measured as of June 30, 2017, and the total pension liability used to calculate the net pension liability was determined by an actuarial valuation as of that date. The District's proportion of the net pension liability was based on the District's share of contributions to the pension plan relative to the projected contributions of all participating entities. Following is information related to the proportionate share and pension expense:

	<u>SERS</u>	<u>STRS</u>	<u>Total</u>
Proportion of the net pension liability prior measurement date	0.07554440%	0.06058156%	
Proportion of the net pension liability current measurement date	<u>0.07673230%</u>	<u>0.05892135%</u>	
Change in proportionate share	<u>0.00118790%</u>	<u>-0.00166021%</u>	
Proportionate share of the net pension liability	\$ 4,584,585	\$ 13,996,893	\$ 18,581,478
Pension expense	\$ (69,342)	\$ (5,510,233)	\$ (5,579,575)

At June 30, 2018, the District reported deferred outflows of resources and deferred inflows of resources related to pensions from the following sources:

	<u>SERS</u>	<u>STRS</u>	<u>Total</u>
<b>Deferred outflows of resources</b>			
Differences between expected and actual experience	\$ 197,306	\$ 540,496	\$ 737,802
Changes of assumptions	237,072	3,061,274	3,298,346
Difference between District contributions and proportionate share of contributions/ change in proportionate share	164,114	138,241	302,355
District contributions subsequent to the measurement date	<u>333,602</u>	<u>975,893</u>	<u>1,309,495</u>
Total deferred outflows of resources	<u>\$ 932,094</u>	<u>\$ 4,715,904</u>	<u>\$ 5,647,998</u>

**NORTH FORK LOCAL SCHOOL DISTRICT  
LICKING COUNTY, OHIO**

NOTES TO THE BASIC FINANCIAL STATEMENTS  
FOR THE FISCAL YEAR ENDED JUNE 30, 2018

**NOTE 14 - DEFINED BENEFIT PENSION PLANS - (Continued)**

	<u>SERS</u>	<u>STRS</u>	<u>Total</u>
<b>Deferred inflows of resources</b>			
Differences between expected and actual experience	\$ -	\$ 112,810	\$ 112,810
Net difference between projected and actual earnings on pension plan investments	21,761	461,914	483,675
Difference between District contributions and proportionate share of contributions/change in proportionate share	-	494,734	494,734
Total deferred inflows of resources	<u>\$ 21,761</u>	<u>\$ 1,069,458</u>	<u>\$ 1,091,219</u>

\$1,309,495 reported as deferred outflows of resources related to pension resulting from District contributions subsequent to the measurement date will be recognized as a reduction of the net pension liability in the year ending June 30, 2019. Other amounts reported as deferred outflows of resources and deferred inflows of resources related to pension will be recognized in pension expense as follows:

Fiscal Year Ending June 30:	<u>SERS</u>	<u>STRS</u>	<u>Total</u>
2019	\$ 279,547	\$ 524,199	\$ 803,746
2020	322,734	1,152,562	1,475,296
2021	81,326	844,800	926,126
2022	<u>(106,876)</u>	<u>148,992</u>	<u>42,116</u>
Total	<u>\$ 576,731</u>	<u>\$ 2,670,553</u>	<u>\$ 3,247,284</u>

**Actuarial Assumptions - SERS**

SERS' total pension liability was determined by their actuaries in accordance with GASB Statement No. 67, as part of their annual actuarial valuation for each defined benefit retirement plan. Actuarial valuations of an ongoing plan involve estimates of the value of reported amounts (e.g., salaries, credited service) and assumptions about the probability of occurrence of events far into the future (e.g., mortality, disabilities, retirements, employment termination). Actuarially determined amounts are subject to continual review and potential modifications, as actual results are compared with past expectations and new estimates are made about the future.

Projections of benefits for financial reporting purposes are based on the substantive plan (the plan as understood by the employers and plan members) and include the types of benefits provided at the time of each valuation and the historical pattern of sharing benefit costs between the employers and plan members to that point. The projection of benefits for financial reporting purposes does not explicitly incorporate the potential effects of legal or contractual funding limitations.

Actuarial calculations reflect a long-term perspective. For a newly hired employee, actuarial calculations will take into account the employee's entire career with the employer and also take into consideration the benefits, if any, paid to the employee after termination of employment until the death of the employee and any applicable contingent annuitant. In many cases actuarial calculations reflect several decades of service with the employer and the payment of benefits after termination.

**NORTH FORK LOCAL SCHOOL DISTRICT  
LICKING COUNTY, OHIO**

NOTES TO THE BASIC FINANCIAL STATEMENTS  
FOR THE FISCAL YEAR ENDED JUNE 30, 2018

**NOTE 14 - DEFINED BENEFIT PENSION PLANS - (Continued)**

Key methods and assumptions used in calculating the total pension liability in the latest actuarial valuation, prepared as of June 30, 2017, are presented below:

Wage inflation	3.00 percent
Future salary increases, including inflation	3.50 percent to 18.20 percent
COLA or ad hoc COLA	2.50 percent
Investment rate of return	7.50 percent net of investments expense, including inflation
Actuarial cost method	Entry age normal (level percent of payroll)

Prior to 2017, an assumption of 3 percent was used for COLA or Ad Hoc COLA.

For 2017, the mortality rates were based on the RP-2014 Blue Collar Mortality Table with fully generational projection and a five-year age set-back for both males and females. Mortality among service retired members, and beneficiaries were based upon the RP-2014 Blue Collar Mortality Table with fully generational projection with Scale BB, 120 percent of male rates, and 110 percent of female rates. Mortality among disabled members was based upon the RP-2000 Disabled Mortality Table, 90 percent for male rates and 100 percent for female rates, set back five years is used for the period after disability retirement.

The most recent experience study was completed for the five year period ended June 30, 2015.

The long-term return expectation for the Pension Plan Investments has been determined using a building-block approach and assumes a time horizon, as defined in SERS' *Statement of Investment Policy*. A forecasted rate of inflation serves as the baseline for the return expectation. Various real return premiums over the baseline inflation rate have been established for each asset class. The long-term expected nominal rate of return has been determined by calculating a weighted average of the expected real return premiums for each asset class, adding the projected inflation rate, and adding the expected return from rebalancing uncorrelated asset classes.

The target allocation and best estimates of arithmetic real rates of return for each major assets class are summarized in the following table:

<u>Asset Class</u>	<u>Target Allocation</u>	<u>Long Term Expected Real Rate of Return</u>
Cash	1.00 %	0.50 %
US Equity	22.50	4.75
International Equity	22.50	7.00
Fixed Income	19.00	1.50
Private Equity	10.00	8.00
Real Assets	15.00	5.00
Multi-Asset Strategies	10.00	3.00
Total	<u>100.00 %</u>	

**NORTH FORK LOCAL SCHOOL DISTRICT  
LICKING COUNTY, OHIO**

NOTES TO THE BASIC FINANCIAL STATEMENTS  
FOR THE FISCAL YEAR ENDED JUNE 30, 2018

**NOTE 14 - DEFINED BENEFIT PENSION PLANS - (Continued)**

**Discount Rate** - The total pension liability was calculated using the discount rate of 7.50 percent. The projection of cash flows used to determine the discount rate assumed the contributions from employers and from the members would be computed based on contribution requirements as stipulated by State statute. Projected inflows from investment earning were calculated using the long-term assumed investment rate of return (7.50 percent). Based on those assumptions, the plan's fiduciary net position was projected to be available to make all future benefit payments of current plan members. Therefore, the long-term expected rate of return on pension plan investments was applied to all periods of projected benefits to determine the total pension liability.

**Sensitivity of the District's Proportionate Share of the Net Pension Liability to Changes in the Discount Rate** - Net pension liability is sensitive to changes in the discount rate, and to illustrate the potential impact the following table presents the net pension liability calculated using the discount rate of 7.50 percent, as well as what each plan's net pension liability would be if it were calculated using a discount rate that is one percentage point lower (6.50 percent), or one percentage point higher (8.50 percent) than the current rate.

	1% Decrease (6.50%)	Current Discount Rate (7.50%)	1% Increase (8.50%)
District's proportionate share of the net pension liability	\$ 6,362,213	\$ 4,584,585	\$ 3,095,460

**Actuarial Assumptions - STRS Ohio**

Key methods and assumptions used in the latest actuarial valuation, reflecting experience study results used in the July 1, 2017, actuarial valuation, compared with July 1, 2016 are presented below:

	July 1, 2017	July 1, 2016
Inflation	2.50 percent	2.75 percent
Projected salary increases	12.50 percent at age 20 to 2.50 percent at age 65	12.25 percent at age 20 to 2.75 percent at age 70
Investment rate of return	7.45 percent, net of investment expenses, including inflation	7.75 percent, net of investment expenses, including inflation
Payroll increases	3 percent	3.5 percent
Cost-of-living adjustments (COLA)	0.0 percent, effective July 1, 2017	2 percent simple applied as follows: for members retiring before August 1, 2013, 2 percent per year; for members retiring August 1, 2013, or later, 2 percent COLA commences on fifth anniversary of retirement date.

**NORTH FORK LOCAL SCHOOL DISTRICT  
LICKING COUNTY, OHIO**

NOTES TO THE BASIC FINANCIAL STATEMENTS  
FOR THE FISCAL YEAR ENDED JUNE 30, 2018

**NOTE 14 - DEFINED BENEFIT PENSION PLANS - (Continued)**

For the July 1, 2017, actuarial valuation, post-retirement mortality rates for healthy retirees are based on the RP-2014 Annuitant Mortality Table with 50 percent of rates through age 69, 70 percent of rates between ages 70 and 79, 90 percent of rates between ages 80 and 84, and 100 percent of rates thereafter, projected forward generationally using mortality improvement scale MP-2016. Post-retirement disabled mortality rates are based on the RP-2014 Disabled Mortality Table with 90 percent of rates for males and 100 percent of rates for females, projected forward generationally using mortality improvement scale MP-2016. Pre-retirement mortality rates are based on RP-2014 Employee Mortality Table, projected forward generationally using mortality improvement scale MP-2016.

For the July 1, 2016 actuarial valuation, mortality rates were based on the RP-2000 Combined Mortality Table (Projection 2022—Scale AA) for Males and Females. Males' ages are set-back two years through age 89 and no set-back for age 90 and above. Females younger than age 80 are set back four years, one year set back from age 80 through 89, and no set back from age 90 and above.

Actuarial assumptions used in the July 1 2017, valuation are based on the results of an actuarial experience study for the period July 1, 2011 through June 30, 2016. Actuarial assumptions used in the June 30, 2016, valuation are based on the results of an actuarial experience study, effective July 1, 2012.

STRS Ohio's investment consultant develops an estimate range for the investment return assumption based on the target allocation adopted by the Retirement Board. The target allocation and long-term expected rate of return for each major asset class are summarized as follows:

<u>Asset Class</u>	<u>Target Allocation</u>	<u>Long Term Expected Real Rate of Return *</u>
Domestic Equity	28.00 %	7.35 %
International Equity	23.00	7.55
Alternatives	17.00	7.09
Fixed Income	21.00	3.00
Real Estate	10.00	6.00
Liquidity Reserves	<u>1.00</u>	2.25
Total	<u>100.00 %</u>	

\*10-Year geometric nominal returns, which include the real rate of return and inflation of 2.25% and does not include investment expenses. Over a 30-year period, STRS' investment consultant indicates that the above target allocations should generate a return above the actuarial rate of return, without net value added by management.

**NORTH FORK LOCAL SCHOOL DISTRICT  
LICKING COUNTY, OHIO**

NOTES TO THE BASIC FINANCIAL STATEMENTS  
FOR THE FISCAL YEAR ENDED JUNE 30, 2018

**NOTE 14 - DEFINED BENEFIT PENSION PLANS - (Continued)**

**Discount Rate** - The discount rate used to measure the total pension liability was 7.45 percent as of June 30, 2017. The discount rate used to measure the total pension liability was 7.75 percent as of June 30, 2016. The projection of cash flows used to determine the discount rate assumes member and employer contributions will be made at the statutory contribution rates in accordance with rate increases described above. For this purpose, only employer contributions that are intended to fund benefits of current plan members and their beneficiaries are included. Projected employer contributions that are intended to fund the service costs of future plan members and their beneficiaries, as well as projected contributions from future plan members, are not included. Based on those assumptions, STRS' fiduciary net position was projected to be available to make all projected future benefit payments to current plan members as of June 30, 2017. Therefore, the long-term expected rate of return on pension plan investments of 7.45 percent was applied to all periods of projected benefit payment to determine the total pension liability as of June 30, 2017.

**Sensitivity of the District's Proportionate Share of the Net Pension Liability to Changes in the Discount Rate** - The following table presents the District's proportionate share of the net pension liability calculated using the current period discount rate assumption of 7.45 percent, as well as what the District's proportionate share of the net pension liability would be if it were calculated using a discount rate that is one-percentage-point lower (6.45 percent) or one-percentage-point higher (8.45 percent) than the current rate:

	1% Decrease (6.45%)	Current Discount Rate (7.45%)	1% Increase (8.45%)
District's proportionate share of the net pension liability	\$ 20,064,070	\$ 13,996,893	\$ 8,886,206

**NOTE 15 - DEFINED BENEFIT OPEB PLANS**

***Net OPEB Liability***

The net OPEB liability reported on the statement of net position represents a liability to employees for OPEB. OPEB is a component of exchange transactions - between an employer and its employees - of salaries and benefits for employee services. OPEB are provided to an employee - on a deferred-payment basis - as part of the total compensation package offered by an employer for employee services each financial period. The obligation to sacrifice resources for OPEB is a present obligation because it was created as a result of employment exchanges that already have occurred.

The net OPEB liability represents the District's proportionate share of each OPEB plan's collective actuarial present value of projected benefit payments attributable to past periods of service, net of each OPEB plan's fiduciary net position. The net OPEB liability calculation is dependent on critical long-term variables, including estimated average life expectancies, earnings on investments, cost of living adjustments and others. While these estimates use the best information available, unknowable future events require adjusting these estimates annually.

The Ohio Revised Code limits the District's obligation for this liability to annually required payments. The District cannot control benefit terms or the manner in which OPEB are financed; however, the District does receive the benefit of employees' services in exchange for compensation including OPEB.



**NORTH FORK LOCAL SCHOOL DISTRICT  
LICKING COUNTY, OHIO**

**NOTES TO THE BASIC FINANCIAL STATEMENTS  
FOR THE FISCAL YEAR ENDED JUNE 30, 2018**

**NOTE 15 - DEFINED BENEFIT OPEB PLANS - (Continued)**

GASB 75 assumes the liability is solely the obligation of the employer, because they benefit from employee services. OPEB contributions come from these employers and health care plan enrollees which pay a portion of the health care costs in the form of a monthly premium. The Ohio Revised Code permits, but does not require the retirement systems to provide healthcare to eligible benefit recipients. Any change to benefits or funding could significantly affect the net OPEB liability. Resulting adjustments to the net OPEB liability would be effective when the changes are legally enforceable. The retirement systems may allocate a portion of the employer contributions to provide for these OPEB benefits.

The proportionate share of each plan's unfunded benefits is presented as a long-term *net OPEB liability* on the accrual basis of accounting. Any liability for the contractually-required OPEB contribution outstanding at the end of the year is included in pension and postemployment benefits payable on both the accrual and modified accrual bases of accounting.

***Plan Description - School Employees Retirement System (SERS)***

Health Care Plan Description - The District contributes to the SERS Health Care Fund, administered by SERS for non-certificated retirees and their beneficiaries. For GASB 75 purposes, this plan is considered a cost-sharing other postemployment benefit (OPEB) plan. SERS' Health Care Plan provides healthcare benefits to eligible individuals receiving retirement, disability, and survivor benefits, and to their eligible dependents. Members who retire after June 1, 1986, need 10 years of service credit, exclusive of most types of purchased credit, to qualify to participate in SERS' health care coverage. In addition to age and service retirees, disability benefit recipients and beneficiaries who are receiving monthly benefits due to the death of a member or retiree, are eligible for SERS' health care coverage. Most retirees and dependents choosing SERS' health care coverage are over the age of 65 and therefore enrolled in a fully insured Medicare Advantage plan; however, SERS maintains a traditional, self-insured preferred provider organization for its non-Medicare retiree population. For both groups, SERS offers a self-insured prescription drug program. Health care is a benefit that is permitted, not mandated, by statute. The financial report of the Plan is included in the SERS Comprehensive Annual Financial Report which can be obtained on SERS' website at [www.ohsers.org](http://www.ohsers.org) under Employers/Audit Resources.

Access to health care for retirees and beneficiaries is permitted in accordance with Section 3309 of the Ohio Revised Code. The Health Care Fund was established and is administered in accordance with Internal Revenue Code Section 105(e). SERS' Retirement Board reserves the right to change or discontinue any health plan or program. Active employee members do not contribute to the Health Care Plan. The SERS Retirement Board established the rules for the premiums paid by the retirees for health care coverage for themselves and their dependents or for their surviving beneficiaries. Premiums vary depending on the plan selected, qualified years of service, Medicare eligibility, and retirement status.

Funding Policy - State statute permits SERS to fund the health care benefits through employer contributions. Each year, after the allocation for statutorily required pensions and benefits, the Retirement Board may allocate the remainder of the employer contribution of 14 percent of covered payroll to the Health Care Fund in accordance with the funding policy. For fiscal year 2018, .5 percent of covered payroll was made to health care. An additional health care surcharge on employers is collected for employees earning less than an actuarially determined minimum compensation amount, pro-rated if less than a full year of service credit was earned. For fiscal year 2018, this amount was \$23,700. Statutes provide that no employer shall pay a health care surcharge greater than 2 percent of that employer's SERS-covered payroll; nor may SERS collect in aggregate more than 1.5 percent of the total statewide SERS-covered payroll for the health care surcharge. For fiscal year 2018, the District's surcharge obligation was \$39,428.

**NORTH FORK LOCAL SCHOOL DISTRICT  
LICKING COUNTY, OHIO**

NOTES TO THE BASIC FINANCIAL STATEMENTS  
FOR THE FISCAL YEAR ENDED JUNE 30, 2018

**NOTE 15 - DEFINED BENEFIT OPEB PLANS - (Continued)**

The surcharge added to the allocated portion of the 14 percent employer contribution rate is the total amount assigned to the Health Care Fund. The District's contractually required contribution to SERS was \$51,784 for fiscal year 2018. Of this amount, \$40,387 is reported as pension and postemployment benefits payable.

***Plan Description - State Teachers Retirement System (STRS)***

Plan Description – The State Teachers Retirement System of Ohio (STRS) administers a cost-sharing Health Plan administered for eligible retirees who participated in the defined benefit or combined pension plans offered by STRS. Ohio law authorizes STRS to offer this plan. Benefits include hospitalization, physicians' fees, prescription drugs and partial reimbursement of monthly Medicare Part B premiums. Medicare Part B premium reimbursements will be discontinued effective January 1, 2020. The Plan is included in the report of STRS which can be obtained by visiting [www.strsoh.org](http://www.strsoh.org) or by calling (888) 227-7877.

Funding Policy – Ohio Revised Code Chapter 3307 authorizes STRS to offer the Plan and gives the Retirement Board discretionary authority over how much, if any, of the health care costs will be absorbed by STRS. Active employee members do not contribute to the Health Care Plan. Nearly all health care plan enrollees, for the most recent year, pay a portion of the health care costs in the form of a monthly premium. Under Ohio law, funding for post-employment health care may be deducted from employer contributions, currently 14 percent of covered payroll. For the fiscal year ended June 30, 2018, STRS did not allocate any employer contributions to post-employment health care.

***Net OPEB Liability***

The net OPEB liability was measured as of June 30, 2017, and the total OPEB liability used to calculate the net OPEB liability was determined by an actuarial valuation as of that date. The District's proportion of the net OPEB liability was based on the District's share of contributions to the respective retirement systems relative to the contributions of all participating entities. Following is information related to the proportionate share and OPEB expense:

	SERS	STRS	Total
Proportion of the net OPEB liability prior measurement date	0.07643074%	0.06058156%	
Proportion of the net OPEB liability current measurement date	<u>0.07772390%</u>	<u>0.05892135%</u>	
Change in proportionate share	<u>0.00129316%</u>	<u>-0.00166021%</u>	
Proportionate share of the net OPEB liability	\$ 2,085,905	\$ 2,298,894	\$ 4,384,799
OPEB expense	\$ 131,923	\$ (714,181)	\$ (582,258)

**NORTH FORK LOCAL SCHOOL DISTRICT  
LICKING COUNTY, OHIO**

NOTES TO THE BASIC FINANCIAL STATEMENTS  
FOR THE FISCAL YEAR ENDED JUNE 30, 2018

**NOTE 15 - DEFINED BENEFIT OPEB PLANS - (Continued)**

At June 30, 2018, the District reported deferred outflows of resources and deferred inflows of resources related to OPEB from the following sources:

	<u>SERS</u>	<u>STRS</u>	<u>Total</u>
<b>Deferred outflows of resources</b>			
Differences between expected and actual experience	\$ -	\$ 132,706	\$ 132,706
Difference between District contributions and proportionate share of contributions/ change in proportionate share	20,579	-	20,579
District contributions subsequent to the measurement date	<u>51,784</u>	<u>-</u>	<u>51,784</u>
Total deferred outflows of resources	<u>\$ 72,363</u>	<u>\$ 132,706</u>	<u>\$ 205,069</u>

	<u>SERS</u>	<u>STRS</u>	<u>Total</u>
<b>Deferred inflows of resources</b>			
Net difference between projected and actual earnings on pension plan investments	\$ 5,508	\$ 98,260	\$ 103,768
Changes of assumptions	197,942	185,184	383,126
Difference between District contributions and proportionate share of contributions/ change in proportionate share	<u>-</u>	<u>76,105</u>	<u>76,105</u>
Total deferred inflows of resources	<u>\$ 203,450</u>	<u>\$ 359,549</u>	<u>\$ 562,999</u>

\$51,784 reported as deferred outflows of resources related to OPEB resulting from District contributions subsequent to the measurement date will be recognized as a reduction of the net OPEB liability in the year ending June 30, 2019. Other amounts reported as deferred outflows of resources and deferred inflows of resources related to OPEB will be recognized in OPEB expense as follows:

	<u>SERS</u>	<u>STRS</u>	<u>Total</u>
Fiscal Year Ending June 30:			
2019	\$ (65,639)	\$ (45,995)	\$ (111,634)
2020	(65,639)	(45,995)	(111,634)
2021	(50,216)	(45,995)	(96,211)
2022	(1,377)	(45,995)	(47,372)
2023	-	(21,430)	(21,430)
Thereafter	<u>-</u>	<u>(21,433)</u>	<u>(21,433)</u>
Total	<u>\$ (182,871)</u>	<u>\$ (226,843)</u>	<u>\$ (409,714)</u>

**NORTH FORK LOCAL SCHOOL DISTRICT  
LICKING COUNTY, OHIO**

NOTES TO THE BASIC FINANCIAL STATEMENTS  
FOR THE FISCAL YEAR ENDED JUNE 30, 2018

**NOTE 15 - DEFINED BENEFIT OPEB PLANS - (Continued)**

*Actuarial Assumptions - SERS*

The total OPEB liability is determined by SERS' actuaries in accordance with GASB Statement No. 74, as part of their annual actuarial valuation for each retirement plan. Actuarial valuations of an ongoing plan involve estimates of the value of reported amounts (e.g., salaries, credited service) and assumptions about the probability of occurrence of events far into the future (e.g., mortality, disabilities, retirements, employment terminations). Actuarially determined amounts are subject to continual review and potential modifications, as actual results are compared with past expectations and new estimates are made about the future.

Projections of benefits for financial reporting purposes are based on the substantive plan (the plan as understood by the employers and plan members) and include the types of benefits provided at the time of each valuation and the historical pattern of sharing benefit costs between the employers and plan members to that point. The projection of benefits for financial reporting purposes does not explicitly incorporate the potential effects of legal or contractual funding limitations.

Actuarial calculations reflect a long-term perspective. For a newly hired employee, actuarial calculations will take into account the employee's entire career with the employer and also take into consideration the benefits, if any, paid to the employee after termination of employment until the death of the employee and any applicable contingent annuitant. In many cases, actuarial calculations reflect several decades of service with the employer and the payment of benefits after termination.

Key methods and assumptions used in calculating the total OPEB liability in the latest actuarial valuation date of June 30, 2017, are presented below:

Wage inflation	3.00 percent
Future salary increases, including inflation	3.50 percent to 18.20 percent
Investment rate of return	7.50 percent net of investments expense, including inflation
Municipal bond index rate:	
Measurement date	3.56 percent
Prior measurement date	2.92 percent
Single equivalent interest rate, net of plan investment expense, including price inflation:	
Measurement date	3.63 percent
Prior measurement date	2.98 percent
Medical trend assumption:	
Medicare	5.50 to 5.00 percent
Pre-Medicare	7.50 to 5.00 percent

Mortality rates were based on the RP-2014 Blue Collar Mortality Table with fully generational projection and Scale BB, 120 percent of male rates and 110 percent of female rates. RP-2000 Disabled Mortality Table with 90 percent for male rates and 100 percent for female rates set back five years.

The most recent experience study was completed for the five year period ended June 30, 2015.

**NORTH FORK LOCAL SCHOOL DISTRICT  
LICKING COUNTY, OHIO**

NOTES TO THE BASIC FINANCIAL STATEMENTS  
FOR THE FISCAL YEAR ENDED JUNE 30, 2018

**NOTE 15 - DEFINED BENEFIT OPEB PLANS - (Continued)**

The long-term expected rate of return on plan assets is reviewed as part of the actuarial five-year experience study. The most recent study covers fiscal years 2010 through 2015, and was adopted by the Board on April 21, 2016. Several factors are considered in evaluating the long-term rate of return assumption including long-term historical data, estimates inherent in current market data, and a log-normal distribution analysis in which best-estimate ranges of expected future real rates of return were developed by the investment consultant for each major asset class. These ranges were combined to produce the long-term expected rate of return, 7.50 percent, by weighting the expected future real rates of return by the target asset allocation percentage and then adding expected inflation. The capital market assumptions developed by the investment consultant are intended for use over a 10-year horizon and may not be useful in setting the long-term rate of return for funding pension plans which covers a longer timeframe. The assumption is intended to be a long-term assumption and is not expected to change absent a significant change in the asset allocation, a change in the inflation assumption, or a fundamental change in the market that alters expected returns in future years.

The target asset allocation and best estimates of arithmetic real rates of return for each major asset class, as used in the June 30, 2015 five-year experience study, are summarized as follows:

Asset Class	Target Allocation	Long-Term Expected Real Rate of Return
Cash	1.00 %	0.50 %
US Stocks	22.50	4.75
Non-US Stocks	22.50	7.00
Fixed Income	19.00	1.50
Private Equity	10.00	8.00
Real Assets	15.00	5.00
Multi-Asset Strategies	10.00	3.00
Total	<u>100.00 %</u>	

**Discount Rate** - The discount rate used to measure the total OPEB liability at June 30, 2017 was 3.63 percent. The discount rate used to measure total OPEB liability prior to June 30, 2017 was 2.98 percent. The projection of cash flows used to determine the discount rate assumed that contributions will be made from members and the System at the state statute contribution rate of 2.00 percent of projected covered employee payroll each year, which includes a 1.50 percent payroll surcharge and 0.50 percent of contributions from the basic benefits plan. Based on these assumptions, the OPEB plan's fiduciary net position was projected to become insufficient to make future benefit payments during the fiscal year ending June 30, 2025. Therefore, the long-term expected rate of return on OPEB plan assets was used to present value the projected benefit payments through the fiscal year ending June 30, 2024 and the Fidelity General Obligation 20-year Municipal Bond Index rate of 3.56 percent, as of June 30, 2017 (i.e. municipal bond rate), was used to present value the projected benefit payments for the remaining years in the projection. The total present value of projected benefit payments from all years was then used to determine the single rate of return that was used as the discount rate. The projection of future benefit payments for all current plan members was until the benefit payments ran out.

**NORTH FORK LOCAL SCHOOL DISTRICT  
LICKING COUNTY, OHIO**

NOTES TO THE BASIC FINANCIAL STATEMENTS  
FOR THE FISCAL YEAR ENDED JUNE 30, 2018

**NOTE 15 - DEFINED BENEFIT OPEB PLANS - (Continued)**

*Sensitivity of the District's Proportionate Share of the Net OPEB Liability to Changes in the Discount Rate and Changes in the Health Care Cost Trend Rates* - The net OPEB liability is sensitive to changes in the discount rate and the health care cost trend rate. The following table presents the net OPEB liability of SERS, what SERS' net OPEB liability would be if it were calculated using a discount rate that is 1 percentage point lower (2.63%) and higher (4.63%) than the current discount rate (3.63%). Also shown is what SERS' net OPEB liability would be based on health care cost trend rates that are 1 percentage point lower (6.5% decreasing to 4.0%) and higher (8.5% decreasing to 6.0%) than the current rate.

	1% Decrease (2.63%)	Current Discount Rate (3.63%)	1% Increase (4.63%)
District's proportionate share of the net OPEB liability	\$ 2,518,996	\$ 2,085,905	\$ 1,742,787

	1% Decrease (6.5 % decreasing to 4.0 %)	Current Trend Rate (7.5 % decreasing to 5.0 %)	1% Increase (8.5 % decreasing to 6.0 %)
District's proportionate share of the net OPEB liability	\$ 1,692,556	\$ 2,085,905	\$ 2,606,510

***Actuarial Assumptions - STRS***

Key methods and assumptions used in the latest actuarial valuation, reflecting experience study results used in the June 30, 2017, actuarial valuation are presented below:

Inflation	2.50 percent
Projected salary increases	12.50 percent at age 20 to 2.50 percent at age 65
Investment rate of return	7.45 percent, net of investment expenses, including inflation
Payroll increases	3 percent
Cost-of-living adjustments (COLA)	0.0 percent, effective July 1, 2017
Blended discount rate of return	4.13 percent
Health care cost trends	6 to 11 percent initial, 4.5 percent ultimate

Projections of benefits include the historical pattern of sharing benefit costs between the employers and retired plan members.

For healthy retirees the mortality rates are based on the RP-2014 Annuitant Mortality Table with 50 percent of rates through age 69, 70 percent of rates between ages 70 and 79, 90 percent of rates between ages 80 and 84, and 100 percent of rates thereafter, projected forward generationally using mortality improvement scale MP-2016. For disabled retirees, mortality rates are based on the RP-2014 Disabled Mortality Table with 90 percent of rates for males and 100 percent of rates for females, projected forward generationally using mortality improvement scale MP-2016.

**NORTH FORK LOCAL SCHOOL DISTRICT  
LICKING COUNTY, OHIO**

NOTES TO THE BASIC FINANCIAL STATEMENTS  
FOR THE FISCAL YEAR ENDED JUNE 30, 2018

**NOTE 15 - DEFINED BENEFIT OPEB PLANS - (Continued)**

Actuarial assumptions used in the June 30, 2017, valuation are based on the results of an actuarial experience study for the period July 1, 2011 through June 30, 2016.

Since the prior measurement date, the discount rate was increased from 3.26 percent to 4.13 percent based on the methodology defined under GASB Statement No. 74, Financial Reporting for Postemployment Benefit Plans Other Than Pension Plans (OPEB) and the long term expected rate of return was reduced from 7.75 percent to 7.45 percent. Valuation year per capita health care costs were updated, and the salary scale was modified. The percentage of future retirees electing each option was updated based on current data and the percentage of future disabled retirees and terminated vested participants electing health coverage were decreased. The assumed mortality, disability, retirement, withdrawal and future health care cost trend rates were modified along with the portion of rebated prescription drug costs.

Also since the prior measurement date, the subsidy multiplier for non-Medicare benefit recipients was reduced from 2.1 percent to 1.9 percent per year of service. Medicare Part B premium reimbursements were discontinued for certain survivors and beneficiaries and all remaining Medicare Part B premium reimbursements will be discontinued beginning January 2019. Subsequent to the current measurement date, the date for discontinuing remaining Medicare Part B premium reimbursements was extended to January 2020.

STRS' investment consultant develops an estimate range for the investment return assumption based on the target allocation adopted by the Retirement Board. The target allocation and long-term expected rate of return for each major asset class are summarized as follows:

<u>Asset Class</u>	<u>Target Allocation</u>	<u>Long Term Expected Real Rate of Return *</u>
Domestic Equity	28.00 %	7.35 %
International Equity	23.00	7.55
Alternatives	17.00	7.09
Fixed Income	21.00	3.00
Real Estate	10.00	6.00
Liquidity Reserves	1.00	2.25
 Total	 <u>100.00 %</u>	

\*10-Year geometric nominal returns, which include the real rate of return and inflation of 2.25% and does not include investment expenses. Over a 30-year period, STRS' investment consultant indicates that the above target allocations should generate a return above the actuarial rate of return, without net value added by management.

**NORTH FORK LOCAL SCHOOL DISTRICT  
LICKING COUNTY, OHIO**

NOTES TO THE BASIC FINANCIAL STATEMENTS  
FOR THE FISCAL YEAR ENDED JUNE 30, 2018

**NOTE 15 - DEFINED BENEFIT OPEB PLANS - (Continued)**

**Discount Rate** - The discount rate used to measure the total OPEB liability was 4.13 percent as of June 30, 2017. The projection of cash flows used to determine the discount rate assumes STRS Ohio continues to allocate no employer contributions to the health care fund. Based on these assumptions, the OPEB plan's fiduciary net position was not projected to be sufficient to make all projected future benefit payments of current plan members. The OPEB plan's fiduciary net position was projected to become insufficient to make future benefit payments during the fiscal year ending June 30, 2037. Therefore, the long-term expected rate of return on OPEB plan assets was used to determine the present value of the projected benefit payments through the fiscal year ending June 30, 2036 and the Bond Buyer 20-year municipal bond rate of 3.58 percent as of June 30, 2017 (i.e. municipal bond rate), was used to determine the present value of the projected benefit payments for the remaining years in the projection. The total present value of projected benefit payments from all years was then used to determine the single rate of return that was used as the discount rate. The blended discount rate of 4.13 percent, which represents the long-term expected rate of return of 7.45 percent for the funded benefit payments and the Bond Buyer 20-year municipal bond rate of 3.58 percent for the unfunded benefit payments, was used to measure the total OPEB liability as of June 30, 2017. A blended discount rate of 3.26 percent which represents the long term expected rate of return of 7.75 percent for the funded benefit payments and the Bond Buyer 20-year municipal bond rate of 2.85 percent for the unfunded benefit payments was used to measure the total OPEB liability at June 30, 2016.

**Sensitivity of the District's Proportionate Share of the Net OPEB Liability to Changes in the Discount and Health Care Cost Trend Rate** - The following table represents the net OPEB liability as of June 30, 2017, calculated using the current period discount rate assumption of 4.13 percent, as well as what the net OPEB liability would be if it were calculated using a discount rate that is one percentage point lower (3.13 percent) or one percentage point higher (5.13 percent) than the current assumption. Also shown is the net OPEB liability as if it were calculated using health care cost trend rates that are one percentage point lower or one percentage point higher than the current health care cost trend rates.

	1% Decrease (3.13%)	Current Discount Rate (4.13%)	1% Increase (5.13%)
District's proportionate share of the net OPEB liability	\$ 3,086,228	\$ 2,298,894	\$ 1,676,642
	1% Decrease	Current Trend Rate	1% Increase
District's proportionate share of the net OPEB liability	\$ 1,597,173	\$ 2,298,894	\$ 3,222,440

**NOTE 16 - BUDGETARY BASIS OF ACCOUNTING**

While reporting financial position, results of operations, and changes in fund balance on the basis of generally accepted accounting principles (GAAP), the budgetary basis as provided by law is based upon accounting for certain transactions on a basis of cash receipts and disbursements.



**NORTH FORK LOCAL SCHOOL DISTRICT  
LICKING COUNTY, OHIO**

NOTES TO THE BASIC FINANCIAL STATEMENTS  
FOR THE FISCAL YEAR ENDED JUNE 30, 2018

**NOTE 16 - BUDGETARY BASIS OF ACCOUNTING (Continued)**

The statement of revenue, expenditures and changes in fund balance - budget and actual (non-GAAP budgetary basis) presented for the general fund is presented on the budgetary basis to provide a meaningful comparison of actual results with the budget. The major differences between the budget basis and the GAAP basis are that:

- (a) Revenues and other financing sources are recorded when received in cash (budget basis) as opposed to when susceptible to accrual (GAAP basis);
- (b) Expenditures and other financing uses are recorded when paid in cash (budget basis) as opposed to when the liability is incurred (GAAP basis);
- (c) In order to determine compliance with Ohio law, and to reserve that portion of the applicable appropriation, total outstanding encumbrances (budget basis) are recorded as the equivalent of an expenditure, as opposed to assigned or committed fund balance for that portion of outstanding encumbrances not already recognized as an account payable (GAAP basis);
- (d) Advances-in and advances-out are operating transactions (budget basis) as opposed to balance sheet transactions (GAAP basis);
- (e) Investments are reported at fair value (GAAP basis) rather than cost (budget basis); and,
- (f) Some funds are included in the general fund (GAAP basis), but have separate legally adopted budgets (budget basis).

The adjustments necessary to convert the results of operations for the year on the budget basis to the GAAP basis for the general fund is as follows:

**Net Change in Fund Balance**

	<u>General fund</u>
Budget basis	\$ 58,454
Net adjustment for revenue accruals	214,886
Net adjustment for expenditure accruals	(186,100)
Net adjustment for other sources/uses	22,353
Funds budgeted elsewhere *	(9,844)
Adjustment for encumbrances	594,355
GAAP basis	\$ 694,104

\* Certain funds that are legally budgeted in separate special revenue funds are considered part of the general fund on a GAAP basis. This includes the uniform school supplies fund, the public school support fund, the Pepsi contract fund, and the underground storage tank fund.

**NORTH FORK LOCAL SCHOOL DISTRICT  
LICKING COUNTY, OHIO**

NOTES TO THE BASIC FINANCIAL STATEMENTS  
FOR THE FISCAL YEAR ENDED JUNE 30, 2018

**NOTE 17 - CONTINGENCIES**

**A. Grants**

The District receives significant financial assistance from numerous federal, State and local agencies in the form of grants. The disbursement of funds received under these programs generally requires compliance with terms and conditions specified in the grant agreements and are subject to audit by the grantor agencies. Any disallowed claims resulting from such audits could become a liability of the District. However, in the opinion of management, any such disallowed claims will not have a material effect on the financial position of the District.

**B. Litigation**

The District is involved in no material litigation as either plaintiff or defendant.

**C. Foundation Funding**

School district foundation funding is based on the annualized full-time equivalent (FTE) enrollment of each student. Effective for fiscal year 2018, traditional school districts must comply with minimum hours of instruction instead of minimum number of school days each year. The funding formula the Ohio Department of Education (ODE) is legislatively required to follow will continue to adjust as enrollment information is updated by the District, which can extend past the fiscal year end. As a result of the fiscal year 2018 reviews, the District is due \$22,209 from ODE. This amount has not been included in the financial statements.

**NOTE 18 - SET-ASIDES**

The District is required by State law to annually set-aside certain general fund revenue amounts, as defined by statutory formula, for the acquisition and construction of capital improvements. Amounts not spent by the end of the fiscal year or offset by similarly restricted resources received during the year must be held in cash at fiscal year-end. This amount must be carried forward to be used for the same purpose in future years. Expenditures exceeding the set-aside requirement may not be carried forward to the next fiscal year.

The following cash-basis information describes the change in the fiscal year-end set-aside amount for capital improvements. Disclosure of this information is required by State statute.

	Capital <u>Improvements</u>
Set-aside balance June 30, 2017	\$ -
Current year set-aside requirement	297,691
Current year qualifying expenditures	(1,341,224)
Current year offsets	<u>-</u>
Total	<u>\$ (1,043,533)</u>
Balance carried forward to fiscal year 2019	<u>\$ -</u>
Set-aside balance June 30, 2018	<u>\$ -</u>

**NORTH FORK LOCAL SCHOOL DISTRICT  
LICKING COUNTY, OHIO**

NOTES TO THE BASIC FINANCIAL STATEMENTS  
FOR THE FISCAL YEAR ENDED JUNE 30, 2018

**NOTE 18 - SET-ASIDES (Continued)**

A schedule of the restricted assets at June 30, 2018 follows:

Amount restricted for debt service

Total restricted cash \$ 698,722

**NOTE 19 - OTHER COMMITMENTS**

- A. The District utilizes encumbrance accounting as part of its budgetary controls. Encumbrances outstanding at year end may be reported as part of restricted, committed, or assigned classifications of fund balance. At year end, the District's commitments for encumbrances in the governmental funds were as follows:

<u>Fund</u>	<u>Year-End Encumbrances</u>
General	\$ 573,397
Other governmental	<u>131,955</u>
 Total	 <u>\$ 705,352</u>

- B. As of June 30, 2018, the District had the following contractual commitments outstanding:

<u>Vendor</u>	<u>Total Contract</u>	<u>Amount Paid</u>	<u>Remaining Commitment June 30, 2018</u>
Classical	\$ 753,950	\$ (397,096)	\$ 356,854
Lepi	2,800	-	2,800
Bricker	35,000	(12,796)	22,204
Washington	<u>3,000</u>	<u>(358)</u>	<u>2,642</u>
 Total	 <u>\$ 794,750</u>	 <u>\$ (410,250)</u>	 <u>\$ 384,500</u>

THIS PAGE IS INTENTIONALLY LEFT BLANK

REQUIRED SUPPLEMENTARY INFORMATION

**NORTH FORK LOCAL SCHOOL DISTRICT  
LICKING COUNTY, OHIO**

SCHEDULES OF REQUIRED SUPPLEMENTARY INFORMATION

SCHEDULE OF THE DISTRICT'S PROPORTIONATE SHARE OF  
THE NET PENSION LIABILITY  
SCHOOL EMPLOYEES RETIREMENT SYSTEM (SERS) OF OHIO

LAST FIVE FISCAL YEARS

	<u>2018</u>	<u>2017</u>	<u>2016</u>	<u>2015</u>	<u>2014</u>
District's proportion of the net pension liability	0.07673230%	0.07554440%	0.07314870%	0.06925400%	0.06925400%
District's proportionate share of the net pension liability	\$ 4,584,585	\$ 5,529,153	\$ 4,173,936	\$ 3,504,906	\$ 4,118,313
District's covered payroll	\$ 2,481,429	\$ 2,360,729	\$ 2,202,155	\$ 2,012,381	\$ 2,304,241
District's proportionate share of the net pension liability as a percentage of its covered payroll	184.76%	234.21%	189.54%	174.17%	178.73%
Plan fiduciary net position as a percentage of the total pension liability	69.50%	62.98%	69.16%	71.70%	65.52%

Note: Information prior to 2014 was unavailable. Schedule is intended to show information for 10 years. Additional years will be displayed as they become available.

Amounts presented for each fiscal year were determined as of the District's measurement date which is the prior year-end.

SEE ACCOMPANYING NOTES TO THE REQUIRED SUPPLEMENTARY INFORMATION

**NORTH FORK LOCAL SCHOOL DISTRICT  
LICKING COUNTY, OHIO**

SCHEDULES OF REQUIRED SUPPLEMENTARY INFORMATION

SCHEDULE OF THE DISTRICT'S PROPORTIONATE SHARE OF  
THE NET PENSION LIABILITY  
STATE TEACHERS RETIREMENT SYSTEM (STRS) OF OHIO

LAST FIVE FISCAL YEARS

	<u>2018</u>	<u>2017</u>	<u>2016</u>	<u>2015</u>	<u>2014</u>
District's proportion of the net pension liability	0.05892135%	0.06058156%	0.05981272%	0.06079757%	0.06079757%
District's proportionate share of the net pension liability	\$ 13,996,893	\$ 20,278,474	\$ 16,530,486	\$ 14,788,073	\$ 17,615,456
District's covered payroll	\$ 6,596,507	\$ 6,462,343	\$ 6,240,457	\$ 6,211,838	\$ 6,578,838
District's proportionate share of the net pension liability as a percentage of its covered payroll	212.19%	313.79%	264.89%	238.06%	267.76%
Plan fiduciary net position as a percentage of the total pension liability	75.30%	66.80%	72.10%	74.70%	69.30%

Note: Information prior to 2014 was unavailable. Schedule is intended to show information for 10 years. Additional years will be displayed as they become available.

Amounts presented for each fiscal year were determined as of the District's measurement date which is the prior year-end.

SEE ACCOMPANYING NOTES TO THE REQUIRED SUPPLEMENTARY INFORMATION

**NORTH FORK LOCAL SCHOOL DISTRICT  
LICKING COUNTY, OHIO**

SCHEDULES OF REQUIRED SUPPLEMENTARY INFORMATION

SCHEDULE OF DISTRICT PENSION CONTRIBUTIONS  
SCHOOL EMPLOYEES RETIREMENT SYSTEM (SERS) OF OHIO

LAST TEN FISCAL YEARS

	<u>2018</u>	<u>2017</u>	<u>2016</u>	<u>2015</u>
Contractually required contribution	\$ 333,602	\$ 347,400	\$ 330,502	\$ 290,244
Contributions in relation to the contractually required contribution	<u>(333,602)</u>	<u>(347,400)</u>	<u>(330,502)</u>	<u>(290,244)</u>
Contribution deficiency (excess)	<u>\$ -</u>	<u>\$ -</u>	<u>\$ -</u>	<u>\$ -</u>
District's covered payroll	\$ 2,471,126	\$ 2,481,429	\$ 2,360,729	\$ 2,202,155
Contributions as a percentage of covered payroll	13.50%	14.00%	14.00%	13.18%

SEE ACCOMPANYING NOTES TO THE REQUIRED SUPPLEMENTARY INFORMATION



<u>2014</u>	<u>2013</u>	<u>2012</u>	<u>2011</u>	<u>2010</u>	<u>2009</u>
\$ 278,916	\$ 318,907	\$ 302,050	\$ 309,723	\$ 378,083	\$ 257,702
<u>(278,916)</u>	<u>(318,907)</u>	<u>(302,050)</u>	<u>(309,723)</u>	<u>(378,083)</u>	<u>(257,702)</u>
<u>\$ -</u>	<u>\$ -</u>	<u>\$ -</u>	<u>\$ -</u>	<u>\$ -</u>	<u>\$ -</u>
\$ 2,012,381	\$ 2,304,241	\$ 2,245,725	\$ 2,463,986	\$ 2,792,341	\$ 2,618,923
13.86%	13.84%	13.45%	12.57%	13.54%	9.84%

**NORTH FORK LOCAL SCHOOL DISTRICT  
LICKING COUNTY, OHIO**

SCHEDULES OF REQUIRED SUPPLEMENTARY INFORMATION

SCHEDULE OF DISTRICT PENSION CONTRIBUTIONS  
STATE TEACHERS RETIREMENT SYSTEM (STRS) OF OHIO

LAST TEN FISCAL YEARS

	<u>2018</u>	<u>2017</u>	<u>2016</u>	<u>2015</u>
Contractually required contribution	\$ 975,893	\$ 923,511	\$ 904,728	\$ 873,664
Contributions in relation to the contractually required contribution	<u>(975,893)</u>	<u>(923,511)</u>	<u>(904,728)</u>	<u>(873,664)</u>
Contribution deficiency (excess)	<u>\$ -</u>	<u>\$ -</u>	<u>\$ -</u>	<u>\$ -</u>
District's covered payroll	\$ 6,970,664	\$ 6,596,507	\$ 6,462,343	\$ 6,240,457
Contributions as a percentage of covered payroll	14.00%	14.00%	14.00%	14.00%

SEE ACCOMPANYING NOTES TO THE REQUIRED SUPPLEMENTARY INFORMATION

<u>2014</u>	<u>2013</u>	<u>2012</u>	<u>2011</u>	<u>2010</u>	<u>2009</u>
\$ 807,539	\$ 855,249	\$ 866,319	\$ 886,986	\$ 918,224	\$ 891,120
<u>(807,539)</u>	<u>(855,249)</u>	<u>(866,319)</u>	<u>(886,986)</u>	<u>(918,224)</u>	<u>(891,120)</u>
<u>\$ -</u>	<u>\$ -</u>	<u>\$ -</u>	<u>\$ -</u>	<u>\$ -</u>	<u>\$ -</u>
\$ 6,211,838	\$ 6,578,838	\$ 6,663,992	\$ 6,822,969	\$ 7,063,262	\$ 6,854,769
13.00%	13.00%	13.00%	13.00%	13.00%	13.00%

**NORTH FORK LOCAL SCHOOL DISTRICT  
LICKING COUNTY, OHIO**

SCHEDULES OF REQUIRED SUPPLEMENTARY INFORMATION

SCHEDULE OF THE DISTRICT'S PROPORTIONATE SHARE OF  
THE NET OPEB LIABILITY  
SCHOOL EMPLOYEES RETIREMENT SYSTEM (SERS) OF OHIO

LAST TWO FISCAL YEARS

	<b>2018</b>	<b>2017</b>
District's proportion of the net OPEB liability	0.07772390%	0.07643074%
District's proportionate share of the net OPEB liability	\$ 2,085,905	\$ 2,178,559
District's covered payroll	\$ 2,481,429	\$ 2,360,729
District's proportionate share of the net OPEB liability as a percentage of its covered payroll	84.06%	92.28%
Plan fiduciary net position as a percentage of the total OPEB liability	12.46%	11.49%

Note: Information prior to 2017 was unavailable. Schedule is intended to show information for 10 years. Additional years will be displayed as they become available.

Amounts presented for each fiscal year were determined as of the District's measurement date which is the prior year-end.

SEE ACCOMPANYING NOTES TO THE REQUIRED SUPPLEMENTARY INFORMATION

**NORTH FORK LOCAL SCHOOL DISTRICT  
LICKING COUNTY, OHIO**

SCHEDULES OF REQUIRED SUPPLEMENTARY INFORMATION

SCHEDULE OF THE DISTRICT'S PROPORTIONATE SHARE OF  
THE NET OPEB LIABILITY  
STATE TEACHERS RETIREMENT SYSTEM (STRS) OF OHIO

LAST TWO FISCAL YEARS

	<b>2018</b>	<b>2017</b>
District's proportion of the net OPEB liability	0.05892135%	0.06058156%
District's proportionate share of the net OPEB liability	\$ 2,298,894	\$ 3,239,918
District's covered payroll	\$ 6,596,507	\$ 6,462,343
District's proportionate share of the net OPEB liability as a percentage of its covered payroll	34.85%	50.14%
Plan fiduciary net position as a percentage of the total OPEB liability	47.10%	37.30%

Note: Information prior to 2017 was unavailable. Schedule is intended to show information for 10 years. Additional years will be displayed as they become available.

Amounts presented for each fiscal year were determined as of the District's measurement date which is the prior year-end.

SEE ACCOMPANYING NOTES TO THE REQUIRED SUPPLEMENTARY INFORMATION

**NORTH FORK LOCAL SCHOOL DISTRICT  
LICKING COUNTY, OHIO**

SCHEDULES OF REQUIRED SUPPLEMENTARY INFORMATION

SCHEDULE OF DISTRICT OPEB CONTRIBUTIONS  
SCHOOL EMPLOYEES RETIREMENT SYSTEM (SERS) OF OHIO

LAST TEN FISCAL YEARS

	<u>2018</u>	<u>2017</u>	<u>2016</u>	<u>2015</u>
Contractually required contribution	\$ 51,784	\$ 41,706	\$ 38,137	\$ 52,542
Contributions in relation to the contractually required contribution	<u>(51,784)</u>	<u>(41,706)</u>	<u>(38,137)</u>	<u>(52,542)</u>
Contribution deficiency (excess)	<u>\$ -</u>	<u>\$ -</u>	<u>\$ -</u>	<u>\$ -</u>
District's covered payroll	\$ 2,471,126	\$ 2,481,429	\$ 2,360,729	\$ 2,202,155
Contributions as a percentage of covered payroll	2.10%	1.68%	1.62%	2.39%

SEE ACCOMPANYING NOTES TO THE REQUIRED SUPPLEMENTARY INFORMATION

<u>2014</u>	<u>2013</u>	<u>2012</u>	<u>2011</u>	<u>2010</u>	<u>2009</u>
\$ 41,396	\$ 35,841	\$ 46,734	\$ 76,447	\$ 51,817	\$ 145,596
<u>(41,396)</u>	<u>(35,841)</u>	<u>(46,734)</u>	<u>(76,447)</u>	<u>(51,817)</u>	<u>(145,596)</u>
<u>\$ -</u>	<u>\$ -</u>	<u>\$ -</u>	<u>\$ -</u>	<u>\$ -</u>	<u>\$ -</u>
\$ 2,012,381	\$ 2,304,241	\$ 2,245,725	\$ 2,463,986	\$ 2,792,341	\$ 2,618,923
2.06%	1.56%	2.08%	3.10%	1.86%	5.56%

**NORTH FORK LOCAL SCHOOL DISTRICT  
LICKING COUNTY, OHIO**

SCHEDULES OF REQUIRED SUPPLEMENTARY INFORMATION

SCHEDULE OF DISTRICT OPEB CONTRIBUTIONS  
STATE TEACHERS RETIREMENT SYSTEM (STRS) OF OHIO

LAST TEN FISCAL YEARS

	<u>2018</u>	<u>2017</u>	<u>2016</u>	<u>2015</u>
Contractually required contribution	\$ -	\$ -	\$ -	\$ -
Contributions in relation to the contractually required contribution	-	-	-	-
Contribution deficiency (excess)	<u>\$ -</u>	<u>\$ -</u>	<u>\$ -</u>	<u>\$ -</u>
District's covered payroll	\$ 6,970,664	\$ 6,596,507	\$ 6,462,343	\$ 6,240,457
Contributions as a percentage of covered payroll	0.00%	0.00%	0.00%	0.00%

SEE ACCOMPANYING NOTES TO THE REQUIRED SUPPLEMENTARY INFORMATION



<u>2014</u>	<u>2013</u>	<u>2012</u>	<u>2011</u>	<u>2010</u>	<u>2009</u>
\$ 63,904	\$ 65,788	\$ 66,640	\$ 68,230	\$ 70,633	\$ 68,548
<u>(63,904)</u>	<u>(65,788)</u>	<u>(66,640)</u>	<u>(68,230)</u>	<u>(70,633)</u>	<u>(68,548)</u>
<u>\$ -</u>	<u>\$ -</u>	<u>\$ -</u>	<u>\$ -</u>	<u>\$ -</u>	<u>\$ -</u>
\$ 6,211,838	\$ 6,578,838	\$ 6,663,992	\$ 6,822,969	\$ 7,063,262	\$ 6,854,769
1.00%	1.00%	1.00%	1.00%	1.00%	1.00%

**NORTH FORK LOCAL SCHOOL DISTRICT  
LICKING COUNTY, OHIO**

NOTES TO REQUIRED SUPPLEMENTARY INFORMATION  
FOR THE FISCAL YEAR ENDED JUNE 30, 2018

PENSION

---

*SCHOOL EMPLOYEES RETIREMENT SYSTEM (SERS) OF OHIO*

Changes in benefit terms: There were no changes in benefit terms from the amounts reported for fiscal years 2014-2017. For fiscal year 2018, SERS changed from a fixed 3% annual increase to a Cost of Living Adjustment (COLA) based on the change in the Consumer Price Index (CPI-W), with a cap of 2.5% and a floor of 0%.

Changes in assumptions: There were no changes in methods and assumptions used in the calculation of actuarial determined contributions for fiscal years 2014-2016. For fiscal year 2017, the following changes of assumptions affected the total pension liability since the prior measurement date: (a) the assumed rate of inflation was reduced from 3.25% to 3.00%, (b) payroll growth assumption was reduced from 4.00% to 3.50%, (c) assumed real wage growth was reduced from 0.75% to 0.50%, (d) Rates of withdrawal, retirement and disability were updated to reflect recent experience, (e) mortality among active members was updated to RP-2014 Blue Collar Mortality Table with fully generational projection and a five year age set-back for both males and females, (f) mortality among service retired members, and beneficiaries was updated to the following RP-2014 Blue Collar Mortality Table with fully generational projection with Scale BB, 120% of male rates, and 110% of female rates, (g) mortality among disabled members was updated to RP-2000 Disabled Mortality Table, 90% for male rates and 100% for female rates, set back five years is used for the period after disability retirement and (h) the discount rate was reduced from 7.75% to 7.50%. There were no changes in methods and assumptions used in the calculation of actuarial determined contributions for fiscal year 2018.

*STATE TEACHERS RETIREMENT SYSTEM (STRS) OF OHIO*

Changes in benefit terms: There were no changes in benefit terms from the amounts reported for fiscal years 2014-2017. For fiscal year 2018, STRS decreased the Cost of Living Adjustment (COLA) to zero.

Changes in assumptions: There were no changes in methods and assumptions used in the calculation of actuarial determined contributions for fiscal years 2014-2017. For fiscal year 2018, the following changes of assumption affected the total pension liability since the prior measurement date: (a) the long term expected rate of return was reduced from 7.75% to 7.45%, (b) the inflation assumption was lowered from 2.75% to 2.50%, (c) the payroll growth assumption was lowered to 3.00%, (d) total salary increases rate was lowered by decreasing the merit component of the individual salary increases, in addition to a decrease of 0.25% due to lower inflation (e) the healthy and disabled mortality assumptions were updated to the RP-2014 mortality tables with generational improvement scale MP-2016 and (f) rates of retirement, termination and disability were modified to better reflect anticipated future experience.

(Continued)

**NORTH FORK LOCAL SCHOOL DISTRICT  
LICKING COUNTY, OHIO**

NOTES TO REQUIRED SUPPLEMENTARY INFORMATION (CONTINUED)  
FOR THE FISCAL YEAR ENDED JUNE 30, 2018

OTHER POSTEMPLOYMENT BENEFITS (OPEB)

---

*SCHOOL EMPLOYEES RETIREMENT SYSTEM (SERS) OF OHIO*

Changes in benefit terms: There were no changes in benefit terms from the amounts reported for fiscal years 2017-2018.

Changes in assumptions: There were no changes in methods and assumptions used in the calculation of actuarial determined contributions for fiscal years 2017. For fiscal year 2018, the following changes of assumptions affected the total OPEB liability since the prior measurement date: (a) assumed rate of inflation was reduced from 3.25% to 3.00%, (b) payroll growth assumption was reduced from 4.00% to 3.50%, (c) assumed real wage growth was reduced from 0.75% to 0.50%, (d) rates of withdrawal, retirement, and disability were updated to reflect recent experience, (e) mortality among active members was updated to the following: RP-2014 Blue Collar Mortality Table with fully generational projection and a five-year age set-back for both males and females, (f) mortality among service retired members, and beneficiaries was updated to the following: RP-2014 Blue Collar Mortality Table with fully generational projection with Scale BB, 120% of male rates, and 110% of female rates, (g) mortality among disabled members was updated to the following: RP-2000 Disabled Mortality Table, 90% for male rates and 100% for female rates, set back five years is used for the period after disability retirement.

*STATE TEACHERS RETIREMENT SYSTEM (STRS) OF OHIO*

Changes in benefit terms: There were no changes in benefit terms from the amounts reported for fiscal year 2017. For fiscal year 2018, STRS reduced the subsidy multiplier for non-Medicare benefit recipients from 2.1% to 1.9% per year of service. Medicare Part B premium reimbursements were discontinued for certain survivors and beneficiaries and all remaining Medicare Part B premium reimbursements will be discontinued beginning January 2019.

Changes in assumptions: There were no changes in methods and assumptions used in the calculation of actuarial determined contributions for fiscal year 2017. For fiscal year 2018, the following changes of assumption affected the total OPEB liability since the prior measurement date: (a) the discount rate was increased from 3.26% to 4.13% based on the methodology defined under GASB Statement No. 74, Financial Reporting for Postemployment Benefit Plans Other Than Pension Plans (OPEB), (b) the long term expected rate of return was reduced from 7.75% to 7.45%, (c) valuation year per capita health care costs were updated, and the salary scale was modified, (d) the percentage of future retirees electing each option was updated based on current data and the percentage of future disabled retirees and terminated vested participants electing health coverage were decreased and (e) the assumed mortality, disability, retirement, withdrawal and future health care cost trend rates were modified along with the portion of rebated prescription drug costs.

**THIS PAGE INTENTIONALLY LEFT BLANK.**

**NORTH FORK LOCAL SCHOOL DISTRICT  
LICKING COUNTY**

**SCHEDULE OF EXPENDITURES OF FEDERAL AWARDS  
FOR THE YEAR ENDED JUNE 30, 2018**

<b>FEDERAL GRANTOR Pass Through Grantor Program / Cluster Title</b>	<b>Federal CFDA Number</b>	<b>Pass Through Entity Identifying Number</b>	<b>Total Federal Expenditures</b>
<b>U.S. DEPARTMENT OF AGRICULTURE</b>			
<i>Passed Through Ohio Department of Education</i>			
Child Nutrition Cluster:			
Non-Cash Assistance (Food Distribution):			
National School Lunch Program	10.555	N/A	\$ 51,717
Cash Assistance:			
School Breakfast Program	10.553	N/A	135,499
National School Lunch Program	10.555	N/A	255,278
Total Child Nutrition Cluster			<u>442,494</u>
Total U.S. Department of Agriculture			<u><b>442,494</b></u>
<b>U.S. DEPARTMENT OF EDUCATION</b>			
<i>Passed Through Ohio Department of Education</i>			
Title I Grants to Local Education Agencies	84.010	N/A	373,866
Improving Teacher Quality State Grants	84.367	N/A	51,537
Student Support and Academic Enrichment Program	84.424A	N/A	6,325
Special Education Cluster (IDEA):			
Special Education - Grants to States	84.027	N/A	381,216
Total Special Education Cluster (IDEA)			<u>381,216</u>
Total U.S. Department of Education			<u><b>812,944</b></u>
<b>Total Expenditures of Federal Awards</b>			<u><b>\$ 1,255,438</b></u>

*The accompanying notes are an integral part of this schedule.*

**NORTH FORK LOCAL SCHOOL DISTRICT  
LICKING COUNTY**

**NOTES TO THE SCHEDULE OF EXPENDITURES OF FEDERAL AWARDS  
2 CFR 200.510(b)(6)  
FOR THE YEAR ENDED JUNE 30, 2018**

**NOTE A – BASIS OF PRESENTATION**

The accompanying Schedule of Expenditures of Federal Awards (the Schedule) includes the federal award activity of North Fork Local School District's (the District's) under programs of the federal government for the year ended June 30, 2018. The information on this Schedule is prepared in accordance with the requirements of Title 2 U.S. Code of Federal Regulations Part 200, *Uniform Administrative Requirements, Cost Principles, and Audit Requirements for Federal Awards* (Uniform Guidance). Because the Schedule presents only a selected portion of the operations of the District, it is not intended to and does not present the financial position or changes in net position of the District.

**NOTE B – SUMMARY OF SIGNIFICANT ACCOUNTING POLICIES**

Expenditures reported on the Schedule are reported on the cash basis of accounting. Such expenditures are recognized following the cost principles contained in Uniform Guidance wherein certain types of expenditures may or may not be allowable or may be limited as to reimbursement.

**NOTE C – INDIRECT COST RATE**

The District has elected not to use the 10-percent de minimis indirect cost rate as allowed under the Uniform Guidance.

**NOTE D - CHILD NUTRITION CLUSTER**

The District commingles cash receipts from the U.S. Department of Agriculture with similar State grants. When reporting expenditures on this Schedule, the District assumes it expends federal monies first.

**NOTE E – FOOD DONATION PROGRAM**

The District reports commodities consumed on the Schedule at the fair value. The District allocated donated food commodities to the respective program that benefitted from the use of those donated food commodities.

**NOTE F – TRANSFERS BETWEEN PROGRAM YEARS**

Federal regulations require schools to obligate certain federal awards by June 30. However, with ODE's consent, schools can transfer unobligated amounts to the subsequent fiscal year's program. The District transferred the following amounts from 2018 to 2019 programs:

<u>Program Title</u>	<u>CFDA Number</u>	<u>Amt. Transferred</u>
Title I Grants to Local Educational Agencies	84.010	\$ 68
Special Education - Grants to States	84.027	\$ 21,792
Title II-A Supporting Effective Instruction	84.367	\$ 2,117

# OHIO AUDITOR OF STATE KEITH FABER



## INDEPENDENT AUDITOR'S REPORT ON INTERNAL CONTROL OVER FINANCIAL REPORTING AND ON COMPLIANCE AND OTHER MATTERS REQUIRED BY *GOVERNMENT AUDITING STANDARDS*

North Fork Local School District  
Licking County  
312 Maple Avenue  
Utica, Ohio 43080

To the Board of Education:

We have audited, in accordance with auditing standards generally accepted in the United States and the Comptroller General of the United States' *Government Auditing Standards*, the financial statements of the governmental activities, each major fund, and the aggregate remaining fund information of the North Fork Local School District, Licking County, (the District) as of and for the year ended June 30, 2018, and the related notes to the financial statements, which collectively comprise the District's basic financial statements and have issued our report thereon dated February 25, 2019, wherein we noted the District adopted new accounting guidance in Governmental Accounting Standard (GASB) Statement No. 75, *Accounting and Financial Reporting for Postemployment Benefits Other Than Pensions*.

### ***Internal Control Over Financial Reporting***

As part of our financial statement audit, we considered the District's internal control over financial reporting (internal control) to determine the audit procedures appropriate in the circumstances to the extent necessary to support our opinions on the financial statements, but not to the extent necessary to opine on the effectiveness of the District's internal control. Accordingly, we have not opined on it.

A *deficiency in internal control* exists when the design or operation of a control does not allow management or employees, when performing their assigned functions, to prevent, or detect and timely correct misstatements. A *material weakness* is a deficiency, or combination of internal control deficiencies resulting in a reasonable possibility that internal control will not prevent or detect and timely correct a material misstatement of the District's financial statements. A *significant deficiency* is a deficiency, or a combination of deficiencies, in internal control that is less severe than a material weakness, yet important enough to merit attention by those charged with governance.

Our consideration of internal control was for the limited purpose described in the first paragraph of this section and was not designed to identify all internal control deficiencies that might be material weaknesses or significant deficiencies. Given these limitations, we did not identify any deficiencies in internal control that we consider material weaknesses. However, unidentified material weaknesses may exist.

***Compliance and Other Matters***

As part of reasonably assuring whether the District's financial statements are free of material misstatement, we tested its compliance with certain provisions of laws, regulations, contracts, and grant agreements, noncompliance with which could directly and materially affect the determination of financial statement amounts. However, opining on compliance with those provisions was not an objective of our audit and accordingly, we do not express an opinion. The results of our tests disclosed no instances of noncompliance or other matters we must report under *Government Auditing Standards*.

***Purpose of this Report***

This report only describes the scope of our internal control and compliance testing and our testing results, and does not opine on the effectiveness of the District's internal control or on compliance. This report is an integral part of an audit performed under *Government Auditing Standards* in considering the District's internal control and compliance. Accordingly, this report is not suitable for any other purpose.



Keith Faber  
Auditor of State

Columbus, Ohio

February 25, 2019





**INDEPENDENT AUDITOR'S REPORT ON COMPLIANCE WITH REQUIREMENTS  
APPLICABLE TO EACH MAJOR FEDERAL PROGRAM AND ON INTERNAL CONTROL OVER  
COMPLIANCE REQUIRED BY THE UNIFORM GUIDANCE**

North Fork Local School District  
Licking County  
312 Maple Avenue  
Utica, Ohio 43080

To the Board of Education:

***Report on Compliance for each Major Federal Program***

We have audited the North Fork Local School District's (the District) compliance with the applicable requirements described in the U.S. Office of Management and Budget (OMB) *Compliance Supplement* that could directly and materially affect each of the North Fork Local School District's major federal programs for the year ended June 30, 2018. The *Summary of Auditor's Results* in the accompanying schedule of findings identifies the District's major federal programs.

***Management's Responsibility***

The District's Management is responsible for complying with federal statutes, regulations, and the terms and conditions of its federal awards applicable to its federal programs.

***Auditor's Responsibility***

Our responsibility is to opine on the District's compliance for each of the District's major federal programs based on our audit of the applicable compliance requirements referred to above. Our compliance audit followed auditing standards generally accepted in the United States of America; the standards for financial audits included in the Comptroller General of the United States' *Government Auditing Standards*; and the audit requirements of Title 2 U.S. *Code of Federal Regulations* Part 200, *Uniform Administrative Requirements, Cost Principles, and Audit Requirements for Federal Awards* (Uniform Guidance). These standards and the Uniform Guidance require us to plan and perform the audit to reasonably assure whether noncompliance with the applicable compliance requirements referred to above that could directly and materially affect a major federal program occurred. An audit includes examining, on a test basis, evidence about the District's compliance with those requirements and performing such other procedures as we considered necessary in the circumstances.

We believe our audit provides a reasonable basis for our compliance opinion on each of the District's major programs. However, our audit does not provide a legal determination of the District's compliance.

***Opinion on each Major Federal Program***

In our opinion, the North Fork Local School District complied, in all material respects with the compliance requirements referred to above that could directly and materially affect each of its major federal programs for the year ended June 30, 2018.

***Report on Internal Control Over Compliance***

The District's management is responsible for establishing and maintaining effective internal control over compliance with the applicable compliance requirements referred to above. In planning and performing our compliance audit, we considered the District's internal control over compliance with the applicable requirements that could directly and materially affect a major federal program, to determine our auditing procedures appropriate for opining on each major federal program's compliance and to test and report on internal control over compliance in accordance with the Uniform Guidance, but not to the extent needed to opine on the effectiveness of internal control over compliance. Accordingly, we have not opined on the effectiveness of the District's internal control over compliance.

*A deficiency in internal control over compliance* exists when the design or operation of a control over compliance does not allow management or employees, when performing their assigned functions, to prevent, or to timely detect and correct, noncompliance with a federal program's applicable compliance requirement. A *material weakness in internal control over compliance* is a deficiency, or combination of deficiencies, in internal control over compliance, such that there is a reasonable possibility that material noncompliance with a federal program compliance requirement will not be prevented, or timely detected and corrected. A *significant deficiency in internal control over compliance* is a deficiency, or a combination of deficiencies, in internal control over compliance with federal program's applicable compliance requirement that is less severe than a material weakness in internal control over compliance, yet important enough to merit attention by those charged with governance.

Our consideration of internal control over compliance was for the limited purpose described in the first paragraph of this section and would not necessarily identify all deficiencies in internal control over compliance that might be material weaknesses or significant deficiencies. We did not identify any deficiencies in internal control over compliance that we consider to be material weaknesses. However, material weaknesses may exist that have not been identified.

This report only describes the scope of our internal control over compliance tests and the results of this testing based on Uniform Guidance requirements. Accordingly, this report is not suitable for any other purpose.



Keith Faber  
Auditor of State

Columbus, Ohio

February 25, 2019

**NORTH FORK LOCAL SCHOOL DISTRICT  
LICKING COUNTY**

**SCHEDULE OF FINDINGS  
2 CFR § 200.515  
JUNE 30, 2018**

**1. SUMMARY OF AUDITOR'S RESULTS**

<i>(d)(1)(i)</i>	Type of Financial Statement Opinion	Unmodified
<i>(d)(1)(ii)</i>	Were there any material weaknesses in internal control reported at the financial statement level (GAGAS)?	No
<i>(d)(1)(ii)</i>	Were there any significant deficiencies in internal control reported at the financial statement level (GAGAS)?	No
<i>(d)(1)(iii)</i>	Was there any reported material noncompliance at the financial statement level (GAGAS)?	No
<i>(d)(1)(iv)</i>	Were there any material weaknesses in internal control reported for major federal programs?	No
<i>(d)(1)(iv)</i>	Were there any significant deficiencies in internal control reported for major federal programs?	No
<i>(d)(1)(v)</i>	Type of Major Programs' Compliance Opinion	Unmodified
<i>(d)(1)(vi)</i>	Are there any reportable findings under 2 CFR § 200.516(a)?	No
<i>(d)(1)(vii)</i>	Major Programs (list):	Title I, CFDA # 84.010 Special Education Cluster
<i>(d)(1)(viii)</i>	Dollar Threshold: Type A/B Programs	Type A: > \$ 750,000 Type B: all others
<i>(d)(1)(ix)</i>	Low Risk Auditee under 2 CFR § 200.520?	No

**2. FINDINGS RELATED TO THE FINANCIAL STATEMENTS  
REQUIRED TO BE REPORTED IN ACCORDANCE WITH GAGAS**

None

**3. FINDINGS AND QUESTIONED COSTS FOR FEDERAL AWARDS**

None

# North Fork Local School District

312 MAPLE AVENUE, P. O. BOX 497  
UTICA, OHIO 43080-0497

MR. SCOTT HARTLEY, SUPERINTENDENT  
MRS. KELLIE BREEHL, TREASURER  
MR. MIKE MAXWELL, COORDINATOR of DISTRICT SERVICES  
MR. TERRY J. WOHLFORD, MAINTENANCE

BOARD OF EDUCATION  
MRS. FARRAH COOPERIDER, PRESIDENT  
MR. JAMES QUINIF, VICE PRESIDENT  
MRS. BARBARA BRUCE, MEMBER  
MR. BERNARD L. SNOW, MEMBER  
MRS. LORI STRADLEY, MEMBER

## SUMMARY SCHEDULE OF PRIOR AUDIT FINDINGS

2 CFR 200.511(b)

June 30, 2018

<b>Finding Number</b>	<b>Finding Summary</b>	<b>Status</b>	<b>Additional Information</b>
2017-001	Financial Statement Presentation	Corrective Action Taken and Finding is Fully Corrected	Fully Corrected

# OHIO AUDITOR OF STATE KEITH FABER



**NORTH FORK LOCAL SCHOOL DISTRICT**

**LICKING COUNTY**

### **CLERK'S CERTIFICATION**

**This is a true and correct copy of the report which is required to be filed in the Office of the Auditor of State pursuant to Section 117.26, Revised Code, and which is filed in Columbus, Ohio.**

*Susan Babbitt*

**CLERK OF THE BUREAU**

**CERTIFIED  
MARCH 26, 2019**