



OHIO AUDITOR OF STATE
KEITH FABER



**COLUMBIANA COUNTY CAREER AND TECHNICAL CENTER
COLUMBIANA COUNTY
JUNE 30, 2019**

TABLE OF CONTENTS

TITLE	PAGE
Independent Auditor's Report	1
Prepared by Management:	
Management's Discussion and Analysis	5
Basic Financial Statements:	
Government-wide Financial Statements:	
Statement of Net Position	17
Statement of Activities.....	18
Fund Financial Statements:	
Balance Sheet	
Governmental Funds	19
Reconciliation of Total Governmental Fund Balances to Net Position of Governmental Activities	20
Statement of Revenues, Expenditures and Changes in Fund Balance Governmental Funds	21
Reconciliation of the Statement of Revenues, Expenditures and Changes in Fund Balances of Governmental Funds to the Statement of Activities.....	23
Statement of Revenues, Expenditures and Changes in Fund Balance - Budget (Non-GAAP Basis) and Actual General Fund.....	23
Adult Education	24
Statement of Fund Net Position	
Fiduciary Funds	25
Statement of Revenues, Expenses and Changes in Fund Net Position Fiduciary Funds	26
Notes to the Basic Financial Statements	27

**COLUMBIANA COUNTY CAREER AND TECHNICAL CENTER
COLUMBIANA COUNTY
JUNE 30, 2019**

**TABLE OF CONTENTS
(Continued)**

TITLE	PAGE
Required Supplementary Information:	
Schedule of the Center's Proportionate Share of the Net Pension Liability (School Employees Retirement System (SERS) of Ohio)	70
Schedule of the Center's Proportionate Share of the Net Pension Liability (State Teachers Retirement System (STRS) of Ohio)	72
Schedule of Center Pension Contributions (School Employees Retirement System (SERS) of Ohio)	74
Schedule of Center Pension Contributions (State Teacher Retirement System (STRS) of Ohio)	76
Schedule of the Center's Proportionate Share of the Net OPEB Liability (School Employees Retirement System (SERS) of Ohio)	78
Schedule of the Center's Proportionate Share of the Net OPEB Liability/Asset (State Teachers Retirement System (STRS) of Ohio).....	79
Schedule of Center OPEB Contributions: (School Employees Retirement System (SERS) of Ohio).....	80
Schedule of Center OPEB Contributions: (State Teachers Retirement System (STRS) of Ohio).....	82
Notes to the Required Supplementary Information	84
Schedule of Expenditures of Federal Awards	87
Notes to the Schedule of Receipts and Expenditures of Federal Awards.....	88
Independent Auditor's Report on Internal Control Over Financial Reporting and on Compliance and Other Matters Required by <i>Government Auditing Standards</i>	89
Independent Auditor's Report on Compliance with Requirements Applicable to the Major Federal Program and on Internal Control Over Compliance Required by the Uniform Guidance	91
Schedule of Findings.....	95
Prepared by Management:	
Corrective Action Plan	99

OHIO AUDITOR OF STATE KEITH FABER



101 Central Plaza South
700 Chase Tower
Canton, Ohio 44702-1509
(330) 438-0617 or (800) 443-9272
EastRegion@ohioauditor.gov

INDEPENDENT AUDITOR'S REPORT

Columbiana County Career and Technical Center
Columbiana County
9364 State Route 45
Lisbon, Ohio 44432

To the Board of Education:

Report on the Financial Statements

We have audited the accompanying financial statements of the governmental activities, each major fund, and the aggregate remaining fund information of the Columbiana County Career and Technical Center, Columbiana County, Ohio (the Center), as of and for the year ended June 30, 2019, and the related notes to the financial statements, which collectively comprise the Center's basic financial statements as listed in the table of contents.

Management's Responsibility for the Financial Statements

Management is responsible for preparing and fairly presenting these financial statements in accordance with accounting principles generally accepted in the United States of America; this includes designing, implementing, and maintaining internal control relevant to preparing and fairly presenting financial statements that are free from material misstatement, whether due to fraud or error.

Auditor's Responsibility

Our responsibility is to opine on these financial statements based on our audit. We audited in accordance with auditing standards generally accepted in the United States of America and the financial audit standards in the Comptroller General of the United States' *Government Auditing Standards*. Those standards require us to plan and perform the audit to reasonably assure the financial statements are free from material misstatement.

An audit requires obtaining evidence about financial statement amounts and disclosures. The procedures selected depend on our judgment, including assessing the risks of material financial statement misstatement, whether due to fraud or error. In assessing those risks, we consider internal control relevant to the Center's preparation and fair presentation of the financial statements in order to design audit procedures that are appropriate in the circumstances, but not to the extent needed to opine on the effectiveness of the Center's internal control. Accordingly, we express no such opinion. An audit also includes evaluating the appropriateness of management's accounting policies and the reasonableness of their significant accounting estimates, as well as our evaluation of the overall financial statement presentation.

We believe the audit evidence we obtained is sufficient and appropriate to support our audit opinions.

Opinion

In our opinion, the financial statements referred to above present fairly, in all material respects, the respective financial position of the governmental activities, each major fund, and the aggregate remaining fund information of the Columbiana County Career and Technical Center, Columbiana County, Ohio, as of June 30, 2019, and the respective changes in financial position and, where applicable, cash flows thereof and the budgetary comparisons for the General and Adult Education Funds thereof for the year then ended in accordance with the accounting principles generally accepted in the United States of America.

Other Matters

Required Supplementary Information

Accounting principles generally accepted in the United States of America require this presentation to include *management's discussion and analysis*, and schedules of net pension and other post-employment benefit liabilities and pension and other post-employment benefit contributions listed in the table of contents, to supplement the basic financial statements. Although this information is not part of the basic financial statements, the Governmental Accounting Standards Board considers it essential for placing the basic financial statements in an appropriate operational, economic, or historical context. We applied certain limited procedures to the required supplementary information in accordance with auditing standards generally accepted in the United States of America, consisting of inquiries of management about the methods of preparing the information and comparing the information for consistency with management's responses to our inquiries, to the basic financial statements, and other knowledge we obtained during our audit of the basic financial statements. We do not opine or provide any assurance on the information because the limited procedures do not provide us with sufficient evidence to opine or provide any other assurance.

Supplementary and Other Information

Our audit was conducted to opine on the Center's basic financial statements taken as a whole.

The Schedule of Expenditures of Federal Awards presents additional analysis as required by Title 2 U.S. Code of Federal Regulations (CFR) Part 200, Uniform Administrative Requirements, Cost Principles, and Audit Requirements for Federal Awards and is not a required part of the financial statements.

The schedule is management's responsibility, and derives from and relates directly to the underlying accounting and other records used to prepare the basic financial statements. We subjected this information to the auditing procedures we applied to the basic financial statements. We also applied certain additional procedures, including comparing and reconciling this information directly to the underlying accounting and other records used to prepare the basic financial statements or to the basic financial statements themselves in accordance with auditing standards generally accepted in the United States of America. In our opinion, this information is fairly stated in all material respects in relation to the basic financial statements taken as a whole.

Other Reporting Required by Government Auditing Standards

In accordance with *Government Auditing Standards*, we have also issued our report dated December 17, 2019, on our consideration of the Center's internal control over financial reporting and our tests of its compliance with certain provisions of laws, regulations, contracts and grant agreements and other matters. That report describes the scope of our internal control testing over financial reporting and compliance, and the results of that testing, and does not opine on internal control over financial reporting or on compliance. That report is an integral part of an audit performed in accordance with *Government Auditing Standards* in considering the Center's internal control over financial reporting and compliance.

A handwritten signature in black ink that reads "Keith Faber". The signature is written in a cursive, flowing style.

Keith Faber
Auditor of State

Columbus, Ohio

December 17, 2019

This page intentionally left blank.

**COLUMBIANA COUNTY CAREER AND TECHNICAL CENTER
COLUMBIANA COUNTY, OHIO**

**MANAGEMENT'S DISCUSSION AND ANALYSIS
FOR THE FISCAL YEAR ENDED JUNE 30, 2019
(UNAUDITED)**

The management's discussion and analysis of the Columbiana County Career and Technical Center's (the "Center") financial performance provides an overall review of the Center's financial activities for the fiscal year ended June 30, 2019. The intent of this discussion and analysis is to look at the Center's financial performance as a whole; readers should also review the basic financial statements and the notes to the basic financial statements to enhance their understanding of the Center's financial performance.

Financial Highlights

Key financial highlights for fiscal year 2019 are as follows:

- In total, net position of governmental activities increased \$1,457,164 which represents a 12.78% increase from 2018's net position.
- General revenues accounted for \$6,284,486 in revenue or 67.95% of all revenues. Program specific revenues in the form of charges for services and sales, grants and contributions accounted for \$2,964,578 or 32.05% of total revenues of \$9,249,064.
- The Center had \$7,791,900 in expenses related to governmental activities; \$2,964,578 of these expenses were offset by program specific charges for services, grants or contributions. General revenues supporting governmental activities (primarily taxes and unrestricted grants and entitlements) of \$6,284,486 were adequate to provide for these programs.
- The Center's major governmental funds are the general fund, adult education fund, and permanent improvement fund. The general fund had \$6,791,400 in revenues and \$6,860,920 in expenditures and other financing uses. During fiscal year 2019, the general fund's fund balance decreased \$69,520 from a balance of \$3,277,984 to \$3,208,464.
- The adult education fund had \$1,736,100 in revenues and \$1,696,311 in expenditures. During fiscal year 2019, the adult education fund's fund balance increased \$39,789 from \$809,202 to \$848,991.
- The permanent improvement fund had \$1,161,005 in revenues and other financing sources and \$1,380,099 in expenditures. During fiscal year 2019, the permanent improvement fund's fund balance decreased \$219,094 from \$2,848,126 to \$2,629,032.

Using these Basic Financial Statements

This annual report consists of a series of financial statements and notes to those statements. These statements are organized so the reader can understand the Center as a financial whole, an entire operating entity. The statements then proceed to provide an increasingly detailed look at specific financial activities.

The *statement of net position* and *statement of activities* provide information about the activities of the whole Center, presenting both an aggregate view of the Center's finances and a longer-term view of those finances. Fund financial statements provide the next level of detail. For governmental funds, these statements tell how services were financed in the short-term as well as what remains for future spending. The fund financial statements also look at the Center's most significant funds with all other nonmajor funds presented in total in one column. In the case of the Center, the general fund, adult education fund and permanent improvement fund are by far the most significant funds, and the only governmental funds reported as major funds.

**COLUMBIANA COUNTY CAREER AND TECHNICAL CENTER
COLUMBIANA COUNTY, OHIO**

MANAGEMENT'S DISCUSSION AND ANALYSIS
FOR THE FISCAL YEAR ENDED JUNE 30, 2019
(UNAUDITED)

Reporting the Center as a Whole

Statement of Net Position and the Statement of Activities

While this document contains the large number of funds used by the Center to provide programs and activities, the view of the Center as a whole looks at all financial transactions and asks the question, "How did we do financially during fiscal year 2019?" The statement of net position and the statement of activities answer this question. These statements include *all assets, deferred outflows, liabilities, deferred inflows, revenues and expenses* using the *accrual basis of accounting* similar to the accounting used by most private-sector companies. This basis of accounting will take into account all of the current year's revenues and expenses regardless of when cash is received or paid.

These two statements report the Center's *net position* and changes in that position. This change in net position is important because it tells the reader that, for the Center as a whole, the *financial position* of the Center has improved or diminished. The causes of this change may be the result of many factors, some financial, some not. Non-financial factors include the Center's property tax base, current property tax laws in Ohio restricting revenue growth, facility conditions, required educational programs and other factors.

In the statement of net position and the statement of activities, the Governmental Activities include the Center's programs and services, including instruction, support services, operation and maintenance of plant, pupil transportation, extracurricular activities, and food service operations.

The Center's statement of net position and statement of activities can be found on pages 17 and 18 of this report.

Reporting the Center's Most Significant Funds

Fund Financial Statements

The analysis of the Center's major governmental funds begins on page 13. Fund financial reports provide detailed information about the Center's major funds. The Center uses many funds to account for a multitude of financial transactions. However, these fund financial statements focus on the Center's most significant funds. The Center's major governmental funds are the general fund, adult education fund and permanent improvement fund.

Governmental Funds

Most of the Center's activities are reported in governmental funds, which focus on how money flows into and out of those funds and the balances left at year-end available for spending in future periods. These funds are reported using an accounting method called *modified accrual* accounting which measures cash and all other *financial assets* that can readily be converted to cash. The governmental fund financial statements provide a detailed *short-term* view of the Center's general government operations and the basic services it provides. Governmental fund information helps you determine whether there are more or fewer financial resources that can be spent in the near future to finance educational programs. The relationship (or differences) between governmental *activities* (reported in the statement of net position and the statement of activities) and governmental *funds* is reconciled in the basic financial statements. The basic governmental fund financial statements can be found on pages 19-24 of this report.

**COLUMBIANA COUNTY CAREER AND TECHNICAL CENTER
COLUMBIANA COUNTY, OHIO**

MANAGEMENT'S DISCUSSION AND ANALYSIS
FOR THE FISCAL YEAR ENDED JUNE 30, 2019
(UNAUDITED)

Reporting the Center's Fiduciary Responsibilities

The Center is the trustee, or fiduciary, for its scholarship programs. This activity is presented as a private-purpose trust fund. The Center also acts in a trustee capacity as an agent for individuals or other entities. These activities are reported in agency funds. All of the Center's fiduciary activities are reported in separate statements of fiduciary net position and changes in fiduciary net position on pages 25 and 26. These activities are excluded from the Center's other financial statements because the assets cannot be utilized by the Center to finance its operations.

Notes to the Basic Financial Statements

The notes provide additional information that is essential to a full understanding of the data provided in the government-wide and fund financial statements. These notes to the basic financial statements can be found on pages 27-67 of this report.

Required Supplemental Information

In addition to the basic financial statements and accompanying notes, this report also presents certain required supplementary information concerning the Center's net pension liability and net OPEB liability/asset. The required supplementary information can be found on pages 70-85 of this report.

The Center as a Whole

The statement of net position provides the perspective of the Center as a whole. The table below provides a summary of the Center's net position at June 30, 2019 and June 30, 2018.

THIS SPACE IS INTENTIONALLY LEFT BLANK

**COLUMBIANA COUNTY CAREER AND TECHNICAL CENTER
COLUMBIANA COUNTY, OHIO**

MANAGEMENT'S DISCUSSION AND ANALYSIS
FOR THE FISCAL YEAR ENDED JUNE 30, 2019
(UNAUDITED)

	Net Position	
	Governmental Activities 2019	Governmental Activities 2018
<u>Assets</u>		
Current and other assets	\$ 10,217,882	\$ 9,965,645
Capital assets, net	13,715,105	12,749,626
Total assets	23,932,987	22,715,271
<u>Deferred Outflows of Resources</u>		
Pension	2,122,191	2,569,702
OPEB	105,853	78,200
Total deferred outflows of resources	2,228,044	2,647,902
<u>Liabilities</u>		
Current liabilities	700,561	597,500
Long-term liabilities:		
Due within one year	78,260	82,837
Due within more than one year:		
Net pension liability	7,822,466	8,245,282
Net OPEB liability	748,046	1,812,861
Other amounts	279,493	259,124
Total liabilities	9,628,826	10,997,604
<u>Deferred Inflows of Resources</u>		
Property taxes levied for the next fiscal year	2,244,122	2,233,544
Pension	607,404	492,778
OPEB	817,734	233,466
Total deferred inflows of resources	3,669,260	2,959,788
<u>Net Position</u>		
Net investment in capital assets	13,466,399	12,623,090
Restricted	844,267	911,396
Unrestricted (deficit)	(1,447,721)	(2,128,705)
Total net position	\$ 12,862,945	\$ 11,405,781

The net pension liability (NPL) is the largest single liability reported by the Center at June 30, 2019 and is reported pursuant to GASB Statement 68, "Accounting and Financial Reporting for Pensions—an Amendment of GASB Statement 27." The Center adopted GASB Statement 75, "Accounting and Financial Reporting for Postemployment Benefits Other Than Pensions," which significantly revises accounting for costs and liabilities related to other postemployment benefits (OPEB). For reasons discussed below, many end users of this financial statement will gain a clearer understanding of the Center's actual financial condition by adding deferred inflows related to pension and OPEB, the net pension liability and the net OPEB liability/asset to the reported net position and subtracting deferred outflows related to pension and OPEB.

**COLUMBIANA COUNTY CAREER AND TECHNICAL CENTER
COLUMBIANA COUNTY, OHIO**

MANAGEMENT'S DISCUSSION AND ANALYSIS
FOR THE FISCAL YEAR ENDED JUNE 30, 2019
(UNAUDITED)

Governmental Accounting Standards Board standards are national and apply to all government financial reports prepared in accordance with generally accepted accounting principles. Prior accounting for pensions (GASB 27) and postemployment benefits (GASB 45) focused on a funding approach. This approach limited pension and OPEB costs to contributions annually required by law, which may or may not be sufficient to fully fund each plan's *net pension liability* or *net OPEB liability*. GASB 68 and GASB 75 take an earnings approach to pension and OPEB accounting; however, the nature of Ohio's statewide pension/OPEB plans and state law governing those systems requires additional explanation in order to properly understand the information presented in these statements.

GASB 68 and GASB 75 require the net pension liability and the net OPEB liability/asset to equal the Center's proportionate share of each plan's collective:

1. Present value of estimated future pension/OPEB benefits attributable to active and inactive employees' past service.
2. Minus plan assets available to pay these benefits.

GASB notes that pension and OPEB obligations, whether funded or unfunded, are part of the "employment exchange" – that is, the employee is trading his or her labor in exchange for wages, benefits, and the promise of a future pension and other postemployment benefits. GASB noted that the unfunded portion of this promise is a present obligation of the government, part of a bargained-for benefit to the employee and should accordingly be reported by the government as a liability since they received the benefit of the exchange. However, the Center is not responsible for certain key factors affecting the balance of these liabilities. In Ohio, the employee shares the obligation of funding pension benefits with the employer. Both employer and employee contribution rates are capped by State statute. A change in these caps requires action of both Houses of the General Assembly and approval of the Governor. Benefit provisions are also determined by State statute. The Ohio revised Code permits but does not require the retirement systems to provide healthcare to eligible benefit recipients. The retirement systems may allocate a portion of the employer contributions to provide for these OPEB benefits.

The employee enters the employment exchange with the knowledge that the employer's promise is limited not by contract but by law. The employer enters the exchange also knowing that there is a specific, legal limit to its contribution to the retirement system. In Ohio, there is no legal means to enforce the unfunded liability of the pension/OPEB plan *as against the public employer*. State law operates to mitigate/lessen the moral obligation of the public employer to the employee, because all parties enter the employment exchange with notice as to the law. The retirement system is responsible for the administration of the pension and OPEB plans.

Most long-term liabilities have set repayment schedules or, in the case of compensated absences (i.e. sick and vacation leave), are satisfied through paid time-off or termination payments. There is no repayment schedule for the net pension liability or the net OPEB liability. As explained above, changes in benefits, contribution rates, and return on investments affect the balance of these liabilities but are outside the control of the local government. In the event that contributions, investment returns, and other changes are insufficient to keep up with required payments, State statute does not assign/identify the responsible party for the unfunded portion. Due to the unique nature of how the net pension liability and the net OPEB liability are satisfied, these liabilities are separately identified within the long-term liability section of the statement of net position.

In accordance with GASB 68 and GASB 75, the Center's statements prepared on an accrual basis of accounting include an annual pension expense and an annual OPEB expense for their proportionate share of each plan's *change* in net pension liability and net OPEB liability/asset, respectively, not accounted for as deferred inflows/outflows.

Over time, net position can serve as a useful indicator of a government's financial position. At June 30, 2019, the Center's assets and deferred outflows of resources exceeded liabilities and deferred inflows of resources by \$12,862,945.

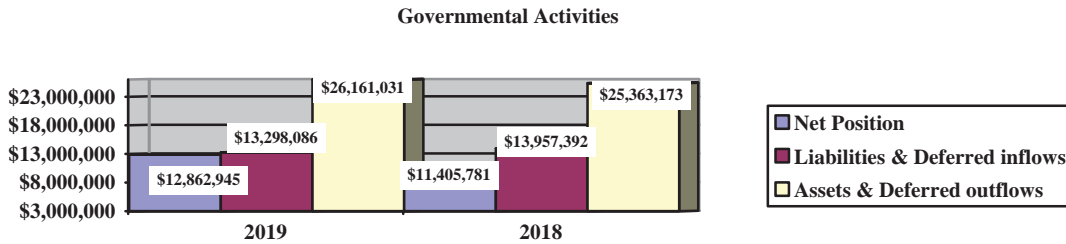
**COLUMBIANA COUNTY CAREER AND TECHNICAL CENTER
COLUMBIANA COUNTY, OHIO**

**MANAGEMENT'S DISCUSSION AND ANALYSIS
FOR THE FISCAL YEAR ENDED JUNE 30, 2019
(UNAUDITED)**

At year-end, capital assets represented 57.31% of total assets. Capital assets include land, construction in progress, land improvements, buildings and improvements, furniture and equipment and vehicles. The Center had \$13,466,399 invested in capital assets at June 30, 2019. These capital assets are used to provide services to the students and are not available for future spending.

A portion of the Center's net position, \$844,267, represents resources that are subject to external restriction on how they may be used. The remaining deficit balance of unrestricted net position is \$1,447,721.

The graph below illustrates the governmental activities assets and deferred outflows, liabilities and deferred inflows and net position at June 30, 2019 and June 30, 2018:



The table below shows the change in net position for fiscal years 2019 and 2018.

	Change in Net Position	
	Governmental Activities <u>2019</u>	Governmental Activities <u>2018</u>
<u>Revenues</u>		
Program revenues:		
Charges for services and sales	\$ 1,878,105	\$ 1,988,989
Operating grants and contributions	1,086,473	1,029,580
General revenues:		
Property taxes	2,290,857	2,310,606
Grants and entitlements	3,811,165	3,578,559
Investment earnings	161,005	94,381
Other	<u>21,459</u>	<u>9,099</u>
Total revenues	<u>9,249,064</u>	<u>9,011,214</u>

-Continued

**COLUMBIANA COUNTY CAREER AND TECHNICAL CENTER
COLUMBIANA COUNTY, OHIO**

MANAGEMENT'S DISCUSSION AND ANALYSIS
FOR THE FISCAL YEAR ENDED JUNE 30, 2019
(UNAUDITED)

Change in Net Position

	Governmental Activities <u>2019</u>	Governmental Activities <u>2018</u>
<u>Expenses</u>		
Program expenses:		
Instruction:		
Vocational	\$ 3,460,395	\$ 2,379,781
Adult/Continuing	935,871	617,624
Support services:		
Pupil	626,360	306,579
Instructional staff	824,184	577,002
Board of education	21,839	13,455
Administration	376,791	198,867
Fiscal	326,684	196,368
Operations and maintenance	924,822	644,061
Pupil transportation	3,482	1,741
Central	5,579	5,579
Operations of non-instructional services:		
Other non-instructional services	12,546	6,874
Food service operations	211,483	182,233
Extracurricular activities	<u>61,864</u>	<u>67,826</u>
Total expenses	<u>7,791,900</u>	<u>5,197,990</u>
Change in net position	1,457,164	3,813,224
Net position at beginning of year	<u>11,405,781</u>	<u>7,592,557</u>
Net position at end of year	<u>\$ 12,862,945</u>	<u>\$ 11,405,781</u>

Governmental Activities

Net position of the Center's governmental activities increased \$1,457,164. Total governmental expenses of \$7,791,900, were offset by program revenues of \$2,964,578 and general revenues of \$6,284,486. Program revenues supported 38.05% of the total governmental expenses.

The primary sources of revenue for governmental activities are derived from property taxes, and grants and entitlements. These revenue sources represent 65.97% of total governmental revenue.

The largest expense of the Center is for instructional programs. Instruction expenses totaled \$4,396,266 or 56.42% of total governmental expenses for fiscal year 2019.

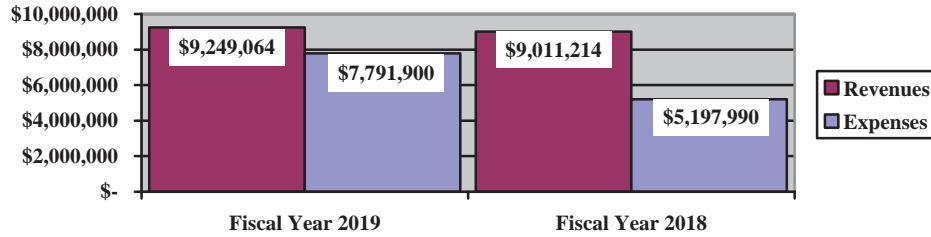
Expenses of the governmental activities increased \$2,593,910 or 49.90%. This increase is primarily the result of the State Teachers Retirement System (STRS) indefinitely suspending the Cost of Living Adjustment ("COLA") and the School Employees Retirement System (SERS) lowering the COLA from 3.00% to 2.50% in fiscal year 2018. The expenses of the governmental activities are comparable to fiscal year 2017 expenses before the STRS and SERS COLA adjustments.

**COLUMBIANA COUNTY CAREER AND TECHNICAL CENTER
COLUMBIANA COUNTY, OHIO**

**MANAGEMENT'S DISCUSSION AND ANALYSIS
FOR THE FISCAL YEAR ENDED JUNE 30, 2019
(UNAUDITED)**

The graph below presents the Center's governmental activities revenue and expenses for fiscal years 2019 and 2018.

Governmental Activities - Revenues and Expenses



The statement of activities shows the cost of program services and the charges for services and grants offsetting those services. The following table shows, for governmental activities, the total cost of services and the net cost of services. That is, it identifies the cost of these services supported by tax revenue and unrestricted State grants and entitlements.

Governmental Activities

	Total Cost of Services <u>2019</u>	Net Cost of Services <u>2019</u>	Total Cost of Services <u>2018</u>	Net Cost of Services <u>2018</u>
Program expenses				
Instruction:				
Vocational	\$ 3,460,395	\$ 2,780,940	\$ 2,379,781	\$ 1,531,160
Adult/Continuing	935,871	(97,695)	617,624	(375,752)
Support services:				
Pupil	626,360	420,824	306,579	117,418
Instructional staff	824,184	302,576	577,002	97,262
Board of education	21,839	21,839	13,455	13,455
Administration	376,791	216,658	198,867	38,139
Fiscal	326,684	251,084	196,368	129,282
Operations and maintenance	924,822	772,725	644,061	492,696
Pupil transportation	3,482	3,482	1,741	1,741
Central	5,579	5,579	5,579	5,579
Operations of non-instructional services:				
Other non-instructional services	12,546	5,853	6,874	(43)
Food service operations	211,483	81,593	182,233	60,658
Extracurricular activities	<u>61,864</u>	<u>61,864</u>	<u>67,826</u>	<u>67,826</u>
Total expenses	<u>\$ 7,791,900</u>	<u>\$ 4,827,322</u>	<u>\$ 5,197,990</u>	<u>\$ 2,179,421</u>

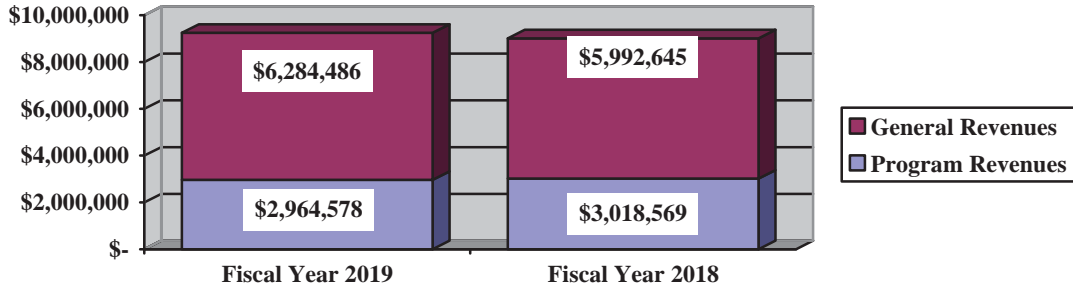
The dependence upon tax and other general revenues for governmental activities is apparent; 61.03% of instruction activities are supported through taxes and other general revenues. For all governmental activities, general revenue support is 61.95%. The Center's taxpayers and unrestricted grants and entitlements from the State are by far the primary support for the Career Center's students.

**COLUMBIANA COUNTY CAREER AND TECHNICAL CENTER
COLUMBIANA COUNTY, OHIO**

MANAGEMENT'S DISCUSSION AND ANALYSIS
FOR THE FISCAL YEAR ENDED JUNE 30, 2019
(UNAUDITED)

The graph below presents the Center's governmental activities revenue for fiscal years 2019 and 2018.

Governmental Activities - General and Program Revenues



The Career Center's Funds

The Center's governmental funds reported a combined fund balance of \$6,714,114, which is less than last year's total of \$7,034,338. The schedule below indicates the fund balance and the total change in fund balance as of June 30, 2019 and June 30, 2018.

	<u>Fund Balance</u> <u>June 30, 2019</u>	<u>Fund Balance</u> <u>June 30, 2018</u>	<u>Increase/</u> <u>(Decrease)</u>	<u>Percentage</u> <u>Change</u>
General	\$ 3,208,464	\$ 3,277,984	\$ (69,520)	(2.12) %
Adult Education	848,991	809,202	39,789	4.92 %
Permanent Improvement	2,629,032	2,848,126	(219,094)	(7.69) %
Other Governmental	<u>27,627</u>	<u>99,026</u>	<u>(71,399)</u>	(72.10) %
Total	<u>\$ 6,714,114</u>	<u>\$ 7,034,338</u>	<u>\$ (320,224)</u>	(4.55) %

**COLUMBIANA COUNTY CAREER AND TECHNICAL CENTER
COLUMBIANA COUNTY, OHIO**

MANAGEMENT'S DISCUSSION AND ANALYSIS
FOR THE FISCAL YEAR ENDED JUNE 30, 2019
(UNAUDITED)

General Fund

The Center's general fund balance decreased \$69,520.

The table that follows assists in illustrating the financial activities and fund balance of the general fund.

	<u>2019</u> <u>Amount</u>	<u>2018</u> <u>Amount</u>	<u>Increase/</u> <u>(Decrease)</u>	<u>Percentage</u> <u>Change</u>
<u>Revenues</u>				
Taxes	\$ 2,288,588	\$ 2,310,781	\$ (22,193)	(0.96) %
Tuition	337,470	543,526	(206,056)	(37.91) %
Intergovernmental	4,072,337	3,803,729	268,608	7.06 %
Classroom materials and fees	58,716	61,287	(2,571)	(4.20) %
Other revenues	<u>34,289</u>	<u>23,077</u>	<u>11,212</u>	48.59 %
Total	<u>\$ 6,791,400</u>	<u>\$ 6,742,400</u>	<u>\$ 49,000</u>	0.73 %
<u>Expenditures</u>				
Instruction	\$ 3,425,742	\$ 3,413,939	\$ 11,803	0.35 %
Support services	2,316,553	2,265,694	50,859	2.24 %
Extracurricular activities	63,668	76,731	(13,063)	(17.02) %
Operation of non-instructional services	54,957	-	54,957	100.00 %
Facilities acquisition and construction	<u>-</u>	<u>1,945</u>	<u>(1,945)</u>	(100.00) %
Total	<u>\$ 5,860,920</u>	<u>\$ 5,758,309</u>	<u>\$ 102,611</u>	1.78 %

Overall revenues of the general fund increased \$49,000 or 0.73%. Tuition decreased \$206,056 or 37.91% primarily due to \$199,011 decrease in open enrollment tuition receipts in the current fiscal year. All other revenues remained comparable to fiscal year 2018.

Overall expenditures of the general fund increased \$102,611 or 1.78%. Operation of non-instructional services expenditures increased \$54,957 or 100.00% due to the Center paying for cafeteria equipment out of the general fund in the current fiscal year. All other expenditures remained comparable to fiscal year 2018.

Adult Education Fund

The adult education fund had \$1,736,100 in revenues and \$1,696,311 in expenditures. During fiscal year 2019, the adult education fund's fund balance increased \$39,789 from \$809,202 to \$848,991.

Permanent Improvement Fund

The permanent improvement fund had \$1,161,005 in revenues and other financing sources and \$1,380,099 in expenditures. During fiscal year 2019, the permanent improvement fund's fund balance decreased \$219,094 from \$2,848,126 to \$2,629,032.

**COLUMBIANA COUNTY CAREER AND TECHNICAL CENTER
COLUMBIANA COUNTY, OHIO**

MANAGEMENT'S DISCUSSION AND ANALYSIS
FOR THE FISCAL YEAR ENDED JUNE 30, 2019
(UNAUDITED)

General Fund Budgeting Highlights

The Center's budget is prepared according to Ohio law and is based on accounting for certain transactions on a basis of cash receipts, disbursements and encumbrances. The most significant budgeted fund is the general fund.

During the course of fiscal year 2019, the Center amended its general fund budget several times. For the general fund, original budgeted revenues and other financing sources were \$6,704,881 and final budgeted revenues and other financing sources were \$6,697,979. Actual revenues and other financing sources for fiscal year 2019 were \$6,698,005. This represents a \$26 increase from final budgeted revenues and other financing sources.

General fund original and final appropriations and other financing uses were \$7,247,200. The actual budget basis expenditures and other financing uses for fiscal year 2019 totaled \$6,936,895, which was \$310,305 less than the final budget appropriations and other financing uses.

Capital Assets and Debt Administration

Capital Assets

At the end of fiscal year 2019, the Center had \$13,715,105 invested in land, construction in progress, land improvements, buildings and improvements, furniture and equipment and vehicles. This entire amount is reported in governmental activities. The table on the following page shows June 30, 2019 balances compared to June 30, 2018.

**Capital Assets at June 30
(Net of Depreciation)**

	Governmental Activities	
	2019	2018
Land	\$ 230,238	\$ 230,238
Construction in progress	529,440	174,166
Land improvements	639,182	394,999
Building and improvements	10,773,962	10,773,796
Furniture and equipment	1,519,648	1,148,852
Vehicles	22,635	27,575
 Total	 \$ 13,715,105	 \$ 12,749,626

The overall increase in capital assets of \$965,479 is due to capital outlays of \$1,724,404 exceeding depreciation expense of \$753,473 and disposals (net of accumulated depreciation) of \$5,452 in fiscal year 2019.

See Note 8 to the basic financial statements for additional information on the Center's capital assets.

Debt Administration

At June 30, 2019, the Center had no debt outstanding.

**COLUMBIANA COUNTY CAREER AND TECHNICAL CENTER
COLUMBIANA COUNTY, OHIO**

**MANAGEMENT'S DISCUSSION AND ANALYSIS
FOR THE FISCAL YEAR ENDED JUNE 30, 2019
(UNAUDITED)**

Current Financial Related Activities

Transfers from the General Fund to the Permanent Improvement Fund are earmarked for upgrades and improvements to the facility. Consideration is given to programming needs and improving energy efficiency.

In fiscal year 2019, renovations to the machining lab and expansion of the student parking lot were completed. The total cost of the project was \$745,459. A classroom addition project was started in fiscal year 2019. The project will be completed in fiscal year 2020 for a total probable cost of \$1,320,505.

Contacting the Center's Financial Management

This financial report is designed to provide our citizens, taxpayers, and investors and creditors with a general overview of the Center's finances and to show the Center's accountability for the money it receives. If you have questions about this report or need additional financial information contact Ms. Katherine Mihalich, Treasurer, Columbiana County Career and Technical Center, 9364 State Route 45, Lisbon, Ohio 44432.

**COLUMBIANA COUNTY CAREER AND TECHNICAL CENTER
COLUMBIANA COUNTY, OHIO**

STATEMENT OF NET POSITION
JUNE 30, 2019

	Governmental Activities
Assets:	
Equity in pooled cash and investments.	\$ 7,265,245
Receivables:	
Property taxes	2,465,056
Accounts.	2,623
Intergovernmental	24,426
Prepayments	4,708
Materials and supplies inventory.	1,599
Inventory held for resale.	3,116
Net OPEB asset	451,109
Capital assets:	
Nondepreciable capital assets	759,678
Depreciable capital assets, net.	12,955,427
Capital assets, net	13,715,105
Total assets.	23,932,987
Deferred outflows of resources:	
Pension	2,122,191
OPEB	105,853
Total deferred outflows of resources	2,228,044
Liabilities:	
Accounts payable.	15,023
Contracts payable.	205,553
Retainage payable	43,153
Accrued wages and benefits payable	362,096
Intergovernmental payable	15,853
Pension and postemployment benefits payable	58,883
Long-term liabilities:	
Due within one year.	78,260
Due in more than one year:	
Net pension liability	7,822,466
Net OPEB liability	748,046
Other amounts due in more than one year	279,493
Total liabilities	9,628,826
Deferred inflows of resources:	
Property taxes levied for the next fiscal year.	2,244,122
Pension	607,404
OPEB	817,734
Total deferred inflows of resources	3,669,260
Net position:	
Net investment in capital assets	13,466,399
Restricted for:	
Other purposes	844,267
Unrestricted (deficit)	(1,447,721)
Total net position.	\$ 12,862,945

SEE ACCOMPANYING NOTES TO THE BASIC FINANCIAL STATEMENTS

**COLUMBIANA COUNTY CAREER AND TECHNICAL CENTER
COLUMBIANA COUNTY, OHIO**

STATEMENT OF ACTIVITIES
FOR THE FISCAL YEAR ENDED JUNE 30, 2019

	Expenses	Program Revenues		Net (Expense) Revenue and Changes in Net Position
		Charges for Services and Sales	Operating Grants and Contributions	
Governmental activities:				
Instruction:				
Vocational	\$ 3,460,395	\$ 408,856	\$ 270,599	\$ (2,780,940)
Adult/continuing.	935,871	795,818	237,748	97,695
Support services:				
Pupil.	626,360	90,044	115,492	(420,824)
Instructional staff	824,184	250,737	270,871	(302,576)
Board of education	21,839	-	-	(21,839)
Administration.	376,791	122,121	38,012	(216,658)
Fiscal.	326,684	63,003	12,597	(251,084)
Operations and maintenance	924,822	119,675	32,422	(772,725)
Pupil transportation.	3,482	-	-	(3,482)
Central	5,579	-	-	(5,579)
Operation of non-instructional services:				
Other non-instructional services	12,546	5,578	1,115	(5,853)
Food service operations	211,483	22,273	107,617	(81,593)
Extracurricular activities.	61,864	-	-	(61,864)
Total governmental activities	\$ 7,791,900	\$ 1,878,105	\$ 1,086,473	(4,827,322)
General revenues:				
Property taxes levied for:				
General purposes				2,290,857
Grants and entitlements not restricted				
to specific programs				3,811,165
Investment earnings				161,005
Miscellaneous				21,459
Total general revenues				6,284,486
Change in net position				1,457,164
Net position at beginning of year				11,405,781
Net position at end of year.				\$ 12,862,945

SEE ACCOMPANYING NOTES TO THE BASIC FINANCIAL STATEMENTS

**COLUMBIANA COUNTY CAREER AND TECHNICAL CENTER
COLUMBIANA COUNTY, OHIO**

BALANCE SHEET
GOVERNMENTAL FUNDS
JUNE 30, 2019

	General	Adult Education	Permanent Improvement	Nonmajor Governmental Funds	Total Governmental Funds
Assets:					
Equity in pooled cash and investments	\$ 3,461,183	\$ 890,814	\$ 2,877,738	\$ 35,510	\$ 7,265,245
Receivables:					
Property taxes.	2,465,056	-	-	-	2,465,056
Accounts	917	1,706	-	-	2,623
Intergovernmental.	5,458	-	-	18,968	24,426
Prepayments.	4,517	191	-	-	4,708
Materials and supplies inventory.	-	-	-	1,599	1,599
Inventory held for resale.	-	-	-	3,116	3,116
Due from other funds	13,335	-	-	-	13,335
Total assets	<u>\$ 5,950,466</u>	<u>\$ 892,711</u>	<u>\$ 2,877,738</u>	<u>\$ 59,193</u>	<u>\$ 9,780,108</u>
Liabilities:					
Accounts payable	\$ 1,496	\$ 6,542	\$ -	\$ 6,985	\$ 15,023
Contracts payable.	-	-	205,553	-	205,553
Retainage payable.	-	-	43,153	-	43,153
Accrued wages and benefits payable	320,838	31,518	-	9,740	362,096
Intergovernmental payable	14,465	1,247	-	141	15,853
Pension and postemployment benefits payable	53,105	4,413	-	1,365	58,883
Due to other funds	-	-	-	13,335	13,335
Total liabilities.	<u>389,904</u>	<u>43,720</u>	<u>248,706</u>	<u>31,566</u>	<u>713,896</u>
Deferred inflows of resources:					
Property taxes levied for the next fiscal year.	2,244,122	-	-	-	2,244,122
Delinquent property tax revenue not available.	102,532	-	-	-	102,532
Intergovernmental revenue not available.	5,444	-	-	-	5,444
Total deferred inflows of resources	<u>2,352,098</u>	<u>-</u>	<u>-</u>	<u>-</u>	<u>2,352,098</u>
Fund balances:					
Nonspendable:					
Materials and supplies inventory.	-	-	-	1,599	1,599
Prepays.	4,517	191	-	-	4,708
Restricted:					
Adult education	-	848,800	-	-	848,800
Food service operations	-	-	-	31,641	31,641
Committed:					
Capital improvements	-	-	2,629,032	-	2,629,032
Assigned:					
Student instruction	35,793	-	-	-	35,793
Student and staff support.	71,755	-	-	-	71,755
Subsequent year's appropriations	374,454	-	-	-	374,454
Public school support	1,002	-	-	-	1,002
Other purposes.	49,552	-	-	-	49,552
Unassigned (deficit)	2,671,391	-	-	(5,613)	2,665,778
Total fund balances	<u>3,208,464</u>	<u>848,991</u>	<u>2,629,032</u>	<u>27,627</u>	<u>6,714,114</u>
Total liabilities, deferred inflows and fund balances	<u>\$ 5,950,466</u>	<u>\$ 892,711</u>	<u>\$ 2,877,738</u>	<u>\$ 59,193</u>	<u>\$ 9,780,108</u>

SEE ACCOMPANYING NOTES TO THE BASIC FINANCIAL STATEMENTS

**COLUMBIANA COUNTY CAREER AND TECHNICAL CENTER
COLUMBIANA COUNTY, OHIO**

RECONCILIATION OF TOTAL GOVERNMENTAL FUND BALANCES TO
NET POSITION OF GOVERNMENTAL ACTIVITIES
JUNE 30, 2019

Total governmental fund balances		\$	6,714,114
<i>Amounts reported for governmental activities on the statement of net position are different because:</i>			
Capital assets used in governmental activities are not financial resources and therefore are not reported in the funds.			13,715,105
Other long-term assets, such as taxes receivable are not available to pay for current-period expenditures and therefore are deferred inflows in the funds.			
Property taxes receivable	\$	102,532	
Intergovernmental receivable		5,444	
Total			107,976
The net pension liability is not due and payable in the current period; therefore, liability and related deferred inflows are not reported in governmental funds.			
Deferred outflows - Pension		2,122,191	
Deferred Inflows - Pension		(607,404)	
Net pension liability		(7,822,466)	
Total			(6,307,679)
The net OPEB liability/asset is not due and payable in the current period; therefore, the liability/asset and related deferred inflows/outflows are not reported in governmental funds.			
Deferred outflows of resources - OPEB		105,853	
Deferred inflows of resources - OPEB		(817,734)	
Net OPEB asset		451,109	
Net OPEB liability		(748,046)	
Total			(1,008,818)
Long-term liabilities, including compensated absences payable, are not due and payable in the current period and therefore are not reported in the funds.			(357,753)
Net position of governmental activities		\$	12,862,945

SEE ACCOMPANYING NOTES TO THE BASIC FINANCIAL STATEMENTS

**COLUMBIANA COUNTY CAREER AND TECHNICAL CENTER
COLUMBIANA COUNTY, OHIO**

STATEMENT OF REVENUES, EXPENDITURES AND CHANGES IN FUND BALANCES
GOVERNMENTAL FUNDS
FOR THE FISCAL YEAR ENDED JUNE 30, 2019

	<u>General</u>	<u>Adult Education</u>	<u>Permanent Improvement</u>	<u>Nonmajor Governmental Funds</u>	<u>Total Governmental Funds</u>
Revenues:					
From local sources:					
Property taxes	\$ 2,288,588	\$ -	\$ -	\$ -	\$ 2,288,588
Tuition	337,470	1,172,026	-	-	1,509,496
Earnings on investments	-	-	161,005	954	161,959
Charges for services	-	-	-	22,273	22,273
Extracurricular	12,670	-	-	-	12,670
Classroom materials and fees	58,716	274,790	-	-	333,506
Rental income	160	-	-	-	160
Other local revenues	21,459	1,540	-	4	23,003
Intergovernmental - state	3,878,749	287,744	-	8,300	4,174,793
Intergovernmental - federal	193,588	-	-	521,332	714,920
Total revenues	<u>6,791,400</u>	<u>1,736,100</u>	<u>161,005</u>	<u>552,863</u>	<u>9,241,368</u>
Expenditures:					
Current:					
Instruction:					
Vocational	3,425,742	-	281,530	4,000	3,711,272
Adult/continuing	-	933,051	-	78,299	1,011,350
Support services:					
Pupil	518,810	105,572	-	98,150	722,532
Instructional staff	368,260	293,975	-	222,932	885,167
Board of education	24,220	-	-	-	24,220
Administration	268,483	143,180	-	13,537	425,200
Fiscal	288,790	73,868	-	-	362,658
Operations and maintenance	847,990	140,125	-	8,500	996,615
Operation of non-instructional services:					
Other operation of non-instructional	54,957	6,540	-	-	61,497
Food service operations	-	-	-	198,844	198,844
Extracurricular activities	63,668	-	-	-	63,668
Facilities acquisition and construction	-	-	1,098,569	-	1,098,569
Total expenditures	<u>5,860,920</u>	<u>1,696,311</u>	<u>1,380,099</u>	<u>624,262</u>	<u>9,561,592</u>
Excess (deficiency) of revenues over (under) expenditures	<u>930,480</u>	<u>39,789</u>	<u>(1,219,094)</u>	<u>(71,399)</u>	<u>(320,224)</u>
Other financing sources (uses):					
Transfers in	-	-	1,000,000	-	1,000,000
Transfers (out)	<u>(1,000,000)</u>	<u>-</u>	<u>-</u>	<u>-</u>	<u>(1,000,000)</u>
Total other financing sources (uses)	<u>(1,000,000)</u>	<u>-</u>	<u>1,000,000</u>	<u>-</u>	<u>-</u>
Net change in fund balances	(69,520)	39,789	(219,094)	(71,399)	(320,224)
Fund balances at beginning of year	<u>3,277,984</u>	<u>809,202</u>	<u>2,848,126</u>	<u>99,026</u>	<u>7,034,338</u>
Fund balances at end of year	<u>\$ 3,208,464</u>	<u>\$ 848,991</u>	<u>\$ 2,629,032</u>	<u>\$ 27,627</u>	<u>\$ 6,714,114</u>

SEE ACCOMPANYING NOTES TO THE BASIC FINANCIAL STATEMENTS

**COLUMBIANA COUNTY CAREER AND TECHNICAL CENTER
COLUMBIANA COUNTY, OHIO**

RECONCILIATION OF THE STATEMENT OF REVENUES, EXPENDITURES
AND CHANGES IN FUND BALANCES OF GOVERNMENTAL FUNDS
FOR THE FISCAL YEAR ENDED JUNE 30, 2019

Net change in fund balances - total governmental funds \$ (320,224)

Amounts reported for governmental activities in the statement of activities are different because:

Governmental funds report capital outlays as expenditures. However, in the statement of activities, the cost of those assets is allocated over their estimated useful lives as depreciation expense.

Capital asset additions	\$	1,724,404	
Current year depreciation		(753,473)	
Total		970,931	970,931

The net effect of various miscellaneous transactions involving capital assets (i.e., sales, disposals, trade-ins, and donations) is to decrease net position. (5,452)

Revenues in the statement of activities that do not provide current financial resources are not reported as revenues in the funds.

Property taxes		3,489	
Intergovernmental		4,224	
Total		7,713	7,713

Contractually required pension contributions are reported as expenditures in governmental funds; however, the statement of activities reports these amounts as deferred outflows. 596,610

Except for amounts reported as deferred inflows/outflows, changes in the net pension liability are reported as pension expense in the statement of activities. (735,931)

Contractually required OPEB contributions are reported as expenditures in governmental funds; however, the statement of net position reports these amounts as deferred outflows. 13,325

Except for amounts reported as deferred inflows/outflows, changes in the net OPEB liability/asset are reported as OPEB expense in the statement of activities. 945,984

Some expenses reported in the statement of activities, such as compensated absences, do not require the use of current financial resources and therefore are not reported as expenditures in governmental funds. (15,792)

Change in net position of governmental activities \$ 1,457,164

SEE ACCOMPANYING NOTES TO THE BASIC FINANCIAL STATEMENTS

**COLUMBIANA COUNTY CAREER AND TECHNICAL CENTER
COLUMBIANA COUNTY, OHIO**

STATEMENT OF REVENUES, EXPENDITURES AND CHANGES IN
GENERAL FUND
FOR THE FISCAL YEAR ENDED JUNE 30, 2019

	<u>Budgeted Amounts</u>			Variance with Final Budget Positive (Negative)
	<u>Original</u>	<u>Final</u>	<u>Actual</u>	
Revenues:				
From local sources:				
Property taxes	\$ 2,364,966	\$ 2,362,523	\$ 2,362,523	\$ -
Tuition.	337,820	337,470	337,470	-
Rental income	160	160	160	-
Other local revenues	6,554	6,547	6,573	26
Intergovernmental - state	3,892,287	3,888,263	3,888,263	-
Intergovernmental - federal	75,264	75,186	75,186	-
Total revenues	<u>6,677,051</u>	<u>6,670,149</u>	<u>6,670,175</u>	<u>26</u>
Expenditures:				
Current:				
Instruction:				
Vocational.	3,628,510	3,628,510	3,452,132	176,378
Support services:				
Pupil.	542,343	542,343	514,312	28,031
Instructional staff	391,744	391,744	371,538	20,206
Board of education	27,213	27,213	25,896	1,317
Administration.	312,046	312,046	296,211	15,835
Fiscal	304,356	304,356	288,624	15,732
Operations and maintenance.	933,914	933,914	886,350	47,564
Other operation of non-instructional services	57,954	57,954	54,957	2,997
Extracurricular activities.	49,120	49,120	46,875	2,245
Total expenditures	<u>6,247,200</u>	<u>6,247,200</u>	<u>5,936,895</u>	<u>310,305</u>
Excess of revenues over expenditures	<u>429,851</u>	<u>422,949</u>	<u>733,280</u>	<u>310,331</u>
Other financing sources (uses):				
Refund of prior year's expenditures	16,495	16,495	16,495	-
Transfers (out).	(1,000,000)	(1,000,000)	(1,000,000)	-
Sale of assets	11,335	11,335	11,335	-
Total other financing sources (uses)	<u>(972,170)</u>	<u>(972,170)</u>	<u>(972,170)</u>	<u>-</u>
Net change in fund balance	(542,319)	(549,221)	(238,890)	310,331
Unencumbered fund balance at beginning of year	3,306,455	3,306,455	3,306,455	-
Prior year encumbrances appropriated	247,200	247,200	247,200	-
Unencumbered fund balance at end of year	\$ 3,011,336	\$ 3,004,434	\$ 3,314,765	\$ 310,331

SEE ACCOMPANYING NOTES TO THE BASIC FINANCIAL STATEMENTS

**COLUMBIANA COUNTY CAREER AND TECHNICAL CENTER
COLUMBIANA COUNTY, OHIO**

STATEMENT OF REVENUES, EXPENDITURES AND CHANGES IN
ADULT EDUCATION FUND
FOR THE FISCAL YEAR ENDED JUNE 30, 2019

	<u>Budgeted Amounts</u>		<u>Actual</u>	<u>Variance with Final Budget Positive (Negative)</u>
	<u>Original</u>	<u>Final</u>		
Revenues:				
From local sources:				
Tuition	\$ 1,198,020	\$ 1,166,756	\$ 1,173,626	\$ 6,870
Classroom materials and fees	274,630	267,317	274,534	7,217
Other local revenues	1,576	1,535	1,540	5
Intergovernmental - state	295,409	287,744	287,744	-
Total revenue	<u>1,769,635</u>	<u>1,723,352</u>	<u>1,737,444</u>	<u>14,092</u>
Expenditures:				
Current:				
Instruction:				
Adult/continuing	1,222,874	989,680	989,680	-
Support Services:				
Pupil	131,827	105,501	105,501	-
Instructional staff	367,067	293,525	293,525	-
Administration	178,841	143,010	143,010	-
Fiscal	92,295	73,804	73,804	-
Operations and maintenance	176,253	141,670	141,670	-
Operation of non-instructional services	8,179	6,540	6,540	-
Facilities acquisition and construction	275,936	262,058	55,390	206,668
Total expenditures	<u>2,453,272</u>	<u>2,015,788</u>	<u>1,809,120</u>	<u>206,668</u>
Net change in fund balance	(683,637)	(292,436)	(71,676)	220,760
Unencumbered fund balance at beginning of year	831,117	831,117	831,117	-
Prior year encumbrances appropriated	15,788	15,788	15,788	-
Unencumbered fund balance at end of year	<u>\$ 163,268</u>	<u>\$ 554,469</u>	<u>\$ 775,229</u>	<u>\$ 220,760</u>

SEE ACCOMPANYING NOTES TO THE BASIC FINANCIAL STATEMENTS

**COLUMBIANA COUNTY CAREER AND TECHNICAL CENTER
COLUMBIANA COUNTY, OHIO**

STATEMENT OF FIDUCIARY NET POSITION
FIDUCIARY FUNDS
JUNE 30, 2019

	<u>Private Purpose Trust</u>	
	<u>Scholarship</u>	<u>Agency</u>
Assets:		
Current assets:		
Equity in pooled cash and investments	\$ 8,076	\$ 21,441
Total assets.	<u>8,076</u>	<u>21,441</u>
Liabilities:		
Due to students.	-	\$ 21,441
Total liabilities	<u>-</u>	<u>21,441</u>
Net position:		
Held in trust for scholarships	8,076	
Total net position.	<u>\$ 8,076</u>	

SEE ACCOMPANYING NOTES TO THE BASIC FINANCIAL STATEMENTS

**COLUMBIANA COUNTY CAREER AND TECHNICAL CENTER
COLUMBIANA COUNTY, OHIO**

STATEMENT OF CHANGES IN FIDUCIARY NET POSITION
FIDUCIARY FUNDS
FOR THE FISCAL YEAR ENDED JUNE 30, 2019

	Private Purpose Trust
	Scholarship
Additions:	
Gifts and contributions.	\$ 10,100
Total additions.	10,100
 Deductions:	
Scholarships awarded	3,444
Change in net position.	6,656
Net position at beginning of year	1,420
Net position at end of year	\$ 8,076

SEE ACCOMPANYING NOTES TO THE BASIC FINANCIAL STATEMENTS

**COLUMBIANA COUNTY CAREER AND TECHNICAL CENTER
COLUMBIANA COUNTY, OHIO**

**NOTES TO THE BASIC FINANCIAL STATEMENTS
FOR THE FISCAL YEAR ENDED JUNE 30, 2019**

NOTE 1 - DESCRIPTION OF THE CENTER

The Columbiana County Career and Technical Center (the "Center") is organized under section 3311.88 of the Ohio Revised Code. The Center provides vocational education for 9 school districts serving all eligible students throughout 501 square miles of eastern Ohio, including Columbiana and portions of Mahoning and Jefferson counties. The Center fosters cooperative relationships with business and industry, professional organizations, participating school districts and other interested, concerned groups and organizations to consider, plan, and implement educational programs designed to meet the common needs and interests of students. The Center is staffed at the secondary level by 32 certified employees to provide service to approximately 316 high school students. At the adult level, the center is staffed with 10 full-time and 51 part-time certified employees to provide service to approximately 308 adult students. Additionally, 18 non-certified employees are employed to provide service at both levels.

NOTE 2 - SUMMARY OF SIGNIFICANT ACCOUNTING POLICIES

The basic financial statements of the Center have been prepared in conformity with accounting principles generally accepted in the United States of America (GAAP) as applied to governmental units. The Governmental Accounting Standards Board (GASB) is the accepted standard-setting body for establishing governmental accounting and financial reporting principles. The Center's significant accounting policies are described below.

A. Reporting Entity

The reporting entity has been defined in accordance with GASB Statement No. 14, "The Financial Reporting Entity" as amended by GASB Statement No. 39, "Determining Whether Certain Organizations Are Component Units" and GASB Statement No. 61, "The Financial Reporting Entity: Omnibus an Amendment of GASB Statements No. 14 and No. 34". The reporting entity is composed of the primary government and component units. The primary government consists of all funds, departments, boards and agencies that are not legally separate from the Center. For the Center, this includes general operations, food service, and student related activities of the Center.

Component units are legally separate organizations for which the Center is financially accountable. The Center is financially accountable for an organization if the Center appoints a voting majority of the organization's Governing Board and (1) the Center is able to significantly influence the programs or services performed or provided by the organization; or (2) the Center is legally entitled to or can otherwise access the organization's resources; or (3) the Center is legally obligated or has otherwise assumed the responsibility to finance the deficits of, or provide financial support to, the organization; or (4) the Center is obligated for the debt of the organization. Component units may also include organizations that are fiscally dependent on the Center in that the Center approves the budget, the issuance of debt or the levying of taxes. Certain organizations are also included as component units if the nature and significance of the relationship between the primary government and the organization is such that exclusion by the primary government would render the primary government's financial statements incomplete or misleading. Based upon the application of these criteria, the Center has no component units. The basic financial statements of the reporting entity include only those of the Center (the primary government).

**COLUMBIANA COUNTY CAREER AND TECHNICAL CENTER
COLUMBIANA COUNTY, OHIO**

NOTES TO THE BASIC FINANCIAL STATEMENTS
FOR THE FISCAL YEAR ENDED JUNE 30, 2019

NOTE 2 - SUMMARY OF SIGNIFICANT ACCOUNTING POLICIES - (Continued)

The following organizations are described due to their relationship to the Center:

JOINTLY GOVERNED ORGANIZATIONS

Area Cooperative Computerized Educational Service System (ACCESS)

ACCESS is a jointly governed organization among 26 school districts, two career and technical centers, two educational service centers, 9 non-public schools, two public libraries and two Special Education Regional Resource Centers. ACCESS was formed to applying modern technology with the aid of computers and other electronic equipment to the administrative and instructional functions among member districts. Each of the governments of these schools supports ACCESS based upon a per pupil charge dependent upon the software package utilized. ACCESS is governed by a Board of Directors consisting of superintendents of the members school districts. The degree of control exercised by any school district is limited to its representation on the Board. In accordance with GASB Statement No. 14, the Center does not have any equity interest in ACCESS. Financial information can be obtained from the treasurer, at 493 Bev Road, Unit 1, Boardman, Ohio 44512.

INSURANCE PURCHASING POOLS

Stark County Schools Council of Governments

The Stark County Schools Council of Governments Health Benefit Plan is a shared risk pool created pursuant to State statute for the purpose of administering health care benefits. The consortium is governed by an assembly, which consists of one representative from each participating school district (usually the superintendent or designee). The assembly elect's officers for one-year terms to serve on the Board of Directors. The assembly exercises control over the operation of the Consortium. All Consortium revenues are generated from charges for services.

Worker's Compensation Group Rating Program

The Center participates in a group rating plan (GRP) for workers' compensation as established under Section 4123.29 of the Ohio Revised Code. Participation in the GRP is limited to school districts that can meet the GRP's selection criteria. The firm of Sheakley Uniservice Inc. provides administrative, cost control and actuarial services to the GRP. Each year, the Center pays an enrollment fee to the GRP to cover the costs of administering the program.

B. Fund Accounting

The Center uses funds to maintain its financial records during the year. A fund is defined as a fiscal and accounting entity with a self balancing set of accounts. There are three categories of funds: governmental, proprietary and fiduciary.

GOVERNMENTAL FUNDS

Governmental funds are those through which most governmental functions typically are financed. Governmental fund reporting focuses on the sources, uses and balances of current financial resources. Expendable assets are assigned to the various governmental funds according to the purposes for which they may or must be used. Current liabilities are assigned to the fund from which they will be paid. The difference between governmental fund assets and deferred outflows and liabilities and deferred inflows is reported as fund balance.

**COLUMBIANA COUNTY CAREER AND TECHNICAL CENTER
COLUMBIANA COUNTY, OHIO**

NOTES TO THE BASIC FINANCIAL STATEMENTS
FOR THE FISCAL YEAR ENDED JUNE 30, 2019

NOTE 2 - SUMMARY OF SIGNIFICANT ACCOUNTING POLICIES - (Continued)

The following are the Center's major governmental funds:

General fund - The general fund is used to account for and report all financial resources not accounted for and reported in another fund. The general fund balance is available for any purpose provided it is expended or transferred according to the general laws of Ohio.

Adult education fund - The adult education fund is used to account for transactions made in connection with adult education classes. Receipts include, but are not limited to, tuition from patrons and students and reimbursement from the State Department of Education. Expenditures include supplies, salaries and textbooks.

Permanent improvement fund - The permanent improvement fund is used to account for all transactions related to acquiring, construction or improving projects that are approved by Section 5705, Ohio Revised Code.

Other governmental funds of the Center are used to account for specific revenue sources that are restricted or committed to an expenditure for specified purposes other than debt service or capital projects.

PROPRIETARY FUND

Proprietary funds are used to account for the Center's ongoing activities which are similar to those often found in the private sector. The Center has no proprietary funds.

FIDUCIARY FUNDS

Fiduciary fund reporting focuses on net position and changes in net position. The fiduciary fund category is split into four classifications: pension trust funds, investment trust funds, private-purpose trust funds and agency funds. Trust funds are used to account for assets held by the Center under a trust agreement for individuals, private organizations, or other governments and are therefore not available to support the Center's own programs. The Center has one trust fund, which accounts for the endowment fund. Agency funds are custodial in nature (assets equal liabilities) and do not involve measurement of results of operations. The Center's agency funds account for student activities and Center agency services.

C. Basis of Presentation and Measurement Focus

Government-Wide Financial Statements - The statement of net position and the statement of activities display information about the Center as a whole. These statements include the financial activities of the primary government, except for fiduciary funds.

The government-wide statement of activities presents a comparison between direct expenses and program revenues for each function or program of the governmental activities of the Center. Direct expenses are those that are specifically associated with a service, program or department and therefore clearly identifiable to a particular function. Program revenues include amounts paid by the recipient of goods or services offered by the program and grants and contributions that are restricted to meeting the operational or capital requirements of a particular program. Revenues not classified as program revenues are presented as general revenues of the Center.

**COLUMBIANA COUNTY CAREER AND TECHNICAL CENTER
COLUMBIANA COUNTY, OHIO**

NOTES TO THE BASIC FINANCIAL STATEMENTS
FOR THE FISCAL YEAR ENDED JUNE 30, 2019

NOTE 2 - SUMMARY OF SIGNIFICANT ACCOUNTING POLICIES - (Continued)

The government-wide financial statements are prepared using the economic resources measurement focus. All assets and deferred outflows of resources and all liabilities and deferred inflows of resources associated with the operation of the Center are included on the statement of net position.

Fund Financial Statements - Fund financial statements report detailed information about the Center. The focus of governmental fund financial statements is on major funds rather than reporting funds by type. Each major fund is presented in a separate column, and all nonmajor funds are aggregated into one column. Fiduciary funds are reported by fund type.

All governmental funds are accounted for using a flow of current financial resources measurement focus. With this measurement focus, only current assets and deferred outflows of resources and current liabilities and deferred inflows of resources generally are included on the balance sheet. The statement of revenues, expenditures and changes in fund balances reports on the sources (i.e., revenues and other financing sources) and uses (i.e., expenditures and other financing uses) of current financial resources. This approach differs from the manner in which the governmental activities of the government-wide financial statements are prepared. Governmental fund financial statements therefore include a reconciliation with brief explanations to better identify the relationship between the government-wide statements and the statements for governmental funds.

Agency funds do not report a measurement focus as they do not report operations.

D. Basis of Accounting

Basis of accounting determines when transactions are recorded in the financial records and reported on the financial statements. Government-wide financial statements are prepared using the accrual basis of accounting. Governmental funds use the modified accrual basis of accounting. Fiduciary funds also use the accrual basis of accounting.

Revenues - Exchange and Nonexchange Transactions - Revenue resulting from exchange transactions, in which each party gives and receives essentially equal value, are recorded on the accrual basis when the exchange takes place. On a modified accrual basis, revenue is recorded in the fiscal year in which the resources are measurable and become available. Available means that the resources will be collected within the current fiscal year or are expected to be collected soon enough thereafter to be used to pay liabilities of the current fiscal year. For the Center, available means expected to be received within sixty days of fiscal year end.

Nonexchange transactions, in which the Center receives value without directly giving equal value in return, include property taxes, grants, entitlements and donations. On an accrual basis, revenue from property taxes is recognized in the fiscal year for which the taxes are levied (See Note 6).

Revenue from grants, entitlements and donations is recognized in the fiscal year in which all eligibility requirements have been satisfied. Eligibility requirements include timing requirements, which specify the year when the resources are required to be used or the fiscal year when use is first permitted, matching requirements, in which the Center must provide local resources to be used for a specified purpose and expenditure requirements, in which the resources are provided to the Center on a reimbursement basis. On a modified accrual basis, revenue from nonexchange transactions must also be available before it can be recognized.

**COLUMBIANA COUNTY CAREER AND TECHNICAL CENTER
COLUMBIANA COUNTY, OHIO**

NOTES TO THE BASIC FINANCIAL STATEMENTS
FOR THE FISCAL YEAR ENDED JUNE 30, 2019

NOTE 2 - SUMMARY OF SIGNIFICANT ACCOUNTING POLICIES - (Continued)

Under the modified accrual basis, the following revenue sources are considered to be both measurable and available at fiscal year end: property taxes available as an advance, interest, tuition, grants, student fees and rentals.

Deferred Outflows of Resources and Deferred Inflows of Resources - In addition to assets, the government-wide statement of net position will report a separate section for deferred outflows of resources. Deferred outflows of resources, represents a consumption of net position that applies to a future period and will not be recognized as an outflow of resources (expense/expenditure) until then. For the Center, See Notes 12 and 13 for deferred outflows of resources related the Center's net pension liability and net OPEB liability/asset, respectively.

In addition to liabilities, both the government-wide statement of net position and the governmental fund financial statements report a separate section for deferred inflows of resources. Deferred inflows of resources represent an acquisition of net position that applies to a future period and will not be recognized as an inflow of resources (revenue) until that time. For the Center, deferred inflows of resources include property taxes and unavailable revenue. Property taxes represent amounts for which there is an enforceable legal claim as of June 30, 2019, but which were levied to finance fiscal year 2020 operations. These amounts have been recorded as a deferred inflow of resources on both the government-wide statement of net position and the governmental fund financial statements. Unavailable revenue is reported only on the governmental funds balance sheet, and represents receivables which will not be collected within the available period. For the Center unavailable revenue includes, but is not limited to, delinquent property taxes and intergovernmental grants. These amounts are deferred and recognized as an inflow of resources in the period the amounts become available.

For the Center, See Notes 12 and 13 for deferred inflows of resources related to the Center's net pension liability and net OPEB liability/asset, respectively. This deferred inflow of resources is only reported on the government-wide statement of net position.

Unearned Revenue - On the governmental fund financial statements and the statement of net position, unearned revenue is recorded as a liability for amounts resulting from exchange transactions received for services to be provided by the Center in a future reporting period.

Expenses/Expenditures - On the accrual basis of accounting, expenses are recognized at the time they are incurred. The entitlement value of donated commodities received during the year is reported in the financial statements as an expenditure with a like amount reported as intergovernmental revenue.

The measurement focus of governmental fund accounting is on decreases in net financial resources (expenditures) rather than expenses. Expenditures are generally recognized in the accounting period in which the related fund liability is incurred, if measurable. Allocations of cost, such as depreciation and amortization, are not recognized in governmental funds.

**COLUMBIANA COUNTY CAREER AND TECHNICAL CENTER
COLUMBIANA COUNTY, OHIO**

NOTES TO THE BASIC FINANCIAL STATEMENTS
FOR THE FISCAL YEAR ENDED JUNE 30, 2019

NOTE 2 - SUMMARY OF SIGNIFICANT ACCOUNTING POLICIES - (Continued)

E. Budgets

The Center is required by State statute to adopt an annual appropriated cash basis budget for all funds (except agency funds). The specific timetable for fiscal year 2019 is as follows:

1. Prior to January 15, the Superintendent and Treasurer submit to the Board of Education a proposed operating budget for the fiscal year commencing the following July 1. The budget includes proposed expenditures and the means of financing for all funds. Public hearings are publicized and conducted to obtain taxpayers' comments. The purpose of this budget document is to reflect the need for existing (or increased) tax rates.
2. By no later than January 20, the Board-adopted budget is filed with the Columbiana County Budget Commission for tax rate determination.
3. Prior to April 1, the Board of Education accepts, by formal resolution, the tax rates as determined by the Budget Commission and receives the Commission's certificate of estimated resources which states the projected revenue of each fund. Prior to July 1, the Center must revise its budget so that total contemplated expenditures from any fund during the ensuing year will not exceed the amount stated in the certificate of estimated resources. The revised budget then serves as a basis for the appropriation measure. On or about July 1, the certificate of estimated resources is amended to include any unencumbered balances from the preceding year as reported by the Center Treasurer. The certificate of estimated resources may be further amended during the year if projected increases or decreases in revenue are identified by the Center Treasurer. The amounts reported as the original and final budgeted amounts in the budgetary statements reflect the amounts in the certificate of estimated resources when the original and final appropriations were adopted.
4. By July 1, the annual appropriation resolution is legally enacted by the Board of Education at the fund level of expenditures, which is the legal level of budgetary control. State statute permits a temporary appropriation to be effective until no later than October 1 of each year. Resolution appropriations by fund must be within the estimated resources as certified by the County Budget Commission and the total of expenditures and encumbrances may not exceed the appropriation totals.
5. Any revisions that alter the total of any fund appropriation must be approved by the Board of Education.
6. Formal budgetary integration is employed as a management control device during the year for all funds consistent with the general obligation bond indenture and other statutory provisions. All funds completed the year within the amount of their legally authorized cash basis appropriation.
7. Appropriations amounts are as originally adopted, or as amended by the Board of Education through the year by supplemental appropriations, which either reallocated or increased the original appropriated amounts. All supplemental appropriations were legally enacted by the Board prior to June 30, 2019; however, none of these amendments were significant. The budget figures, as shown in the accompanying budgetary statement, reflect the original and final appropriation amounts including all amendments and modifications.

**COLUMBIANA COUNTY CAREER AND TECHNICAL CENTER
COLUMBIANA COUNTY, OHIO**

NOTES TO THE BASIC FINANCIAL STATEMENTS
FOR THE FISCAL YEAR ENDED JUNE 30, 2019

NOTE 2 - SUMMARY OF SIGNIFICANT ACCOUNTING POLICIES - (Continued)

Although the legal level of budgetary control was established at the fund level of expenditures, the budgetary statements present comparisons at the fund and function level of expenditures as elected by the Center Treasurer.

8. Unencumbered appropriations lapse at year end. Encumbered appropriations are carried forward to the succeeding fiscal year and need not be reappropriated. Expenditures plus encumbrances may not legally exceed budgeted appropriations at the fund level.

F. Cash and Investments

To improve cash management, cash received by the Center is pooled in a central bank account. Monies for all funds are maintained in this pool. Individual fund integrity is maintained through the Center's records. Each fund's interest in the pool is presented as "equity in pooled cash and investments" on the basic financial statements.

During fiscal year 2019, investments were limited to investments in STAR Ohio and a repurchase agreement. Except for nonparticipating investment contracts, investments are reported at fair value, which is based on quoted market prices. Nonparticipating investment contracts such as repurchase agreements and non-negotiable certificates of deposit are reported at cost.

STAR Ohio (the State Treasury Asset Reserve of Ohio), is an investment pool managed by the State Treasurer's Office which allows governments within the State to pool their funds for investment purposes. STAR Ohio is not registered with the SEC as an investment company, but has adopted Governmental Accounting Standards Board (GASB), Statement No. 79, "Certain External Investment Pools and Pool Participants." The Center measures its investment in STAR Ohio at the net asset value (NAV) per share provided by STAR Ohio. The NAV per share is calculated on an amortized cost basis that provides an NAV per share that approximates fair value.

For fiscal year 2019, there were no limitations or restrictions on any participant withdrawals due to redemption notice periods, liquidity fees, or redemption gates. However, notice must be given 24 hours in advance of all deposits and withdrawals exceeding \$25 million. STAR Ohio reserves the right to limit the transaction to \$100 million, requiring the excess amount to be transacted the following business day(s), but only to the \$100 million limit. All accounts of the participant will be combined for these purposes.

Under existing Ohio statutes all investment earnings are assigned to the general fund unless statutorily required to be credited to a specific fund. By policy of the Board of Education, investment earnings are assigned to the permanent improvement capital projects fund. Interest revenue credited to the food service fund (a nonmajor governmental fund) during fiscal year 2019 amounted to \$954, and interest revenue credited to the permanent improvement capital projects fund during fiscal year 2019 amounted to \$161,005.

For presentation on the basic financial statements, investments of the cash management pool and investments with original maturities of three months or less at the time they are purchased by the Center are considered to be cash equivalents. Investments with an initial maturity of more than three months are reported as investments.

**COLUMBIANA COUNTY CAREER AND TECHNICAL CENTER
COLUMBIANA COUNTY, OHIO**

NOTES TO THE BASIC FINANCIAL STATEMENTS
FOR THE FISCAL YEAR ENDED JUNE 30, 2019

NOTE 2 - SUMMARY OF SIGNIFICANT ACCOUNTING POLICIES - (Continued)

An analysis of the Center’s investment account at fiscal year end is provided in Note 4.

G. Inventory

On government-wide and fund financial statements, purchased inventories are presented at the lower of cost or market and donated commodities are presented at their entitlement value. Inventories are recorded on a first-in, first-out basis and are expensed when used. Inventories are accounted for using the consumption method.

On the fund financial statements, reported material and supplies inventory is equally offset by a non-spendable fund balance in the governmental funds which indicates that it does not constitute available spendable resources even though it is a component of net current assets.

Inventory consists of expendable supplies held for consumption, donated food and purchased food.

H. Capital Assets

General capital assets are those assets that generally result from expenditures in the governmental funds. These assets are reported in the governmental activities column of the government-wide statement of net position, but are not reported in the fund financial statements.

All capital assets are capitalized at cost (or estimated historical cost) and updated for additions and deductions during the year. Donated capital assets are recorded at their acquisition values as of the date received. The Center maintains a capitalization threshold of \$5,000. Improvements are capitalized; the costs of normal maintenance and repairs that do not add to the value of the asset or materially extend an asset’s life are not. The Center does not possess infrastructure.

All reported capital assets except land and construction in progress are depreciated. Improvements are depreciated over the remaining useful lives of the related capital assets. Depreciation is computed using the straight-line method over the following useful lives:

<u>Description</u>	<u>Governmental Activities Estimated Lives</u>
Land improvements	5 - 20 years
Buildings and improvements	20 - 50 years
Furniture and equipment	5 - 20 years
Vehicles	6 - 10 years

I. Interfund Balances

On fund financial statements, receivables and payables resulting from short-term interfund loans are classified as “due from/to other funds”. These amounts are eliminated in the governmental activities column on the statement of net position.

**COLUMBIANA COUNTY CAREER AND TECHNICAL CENTER
COLUMBIANA COUNTY, OHIO**

NOTES TO THE BASIC FINANCIAL STATEMENTS
FOR THE FISCAL YEAR ENDED JUNE 30, 2019

NOTE 2 - SUMMARY OF SIGNIFICANT ACCOUNTING POLICIES - (Continued)

J. Compensated Absences

Compensated absences of the Center consist of vacation leave and sick leave to the extent that payments to the employee for these absences are attributable to services already rendered and are not contingent on a specific event that is outside the control of the Center and the employee.

In accordance with the provisions of GASB Statement No. 16, "Accounting for Compensated Absences", a liability for vacation leave is accrued if a) the employees' rights to payment are attributable to services already rendered; and b) it is probable that the employer will compensate the employees for the benefits through paid time off or other means, such as cash payment at termination or retirement. An accrual for earned sick leave is made to the extent that it is probable that the benefits will result in termination (severance) payments. A liability for sick leave is accrued using the vesting method; i.e., the liability is based on the sick leave accumulated at June 30, 2019, by those employees who are currently eligible to receive termination (severance) payments, as well as those employees expected to become eligible in the future.

The Center records a liability for accumulated unused sick leave for employees after 20 years of current service with the Center, or after 15 years of service and at least 45 years of age or after 10 years of service and at least 50 years old.

The total liability for vacation and sick leave payments has been calculated using pay rates in effect at June 30, 2019 and reduced to the maximum payment allowed by labor contract and/or statute, plus any applicable additional salary related payments.

The entire compensated absence liability is reported on the government-wide financial statements.

For governmental fund financial statements, the current portion of unpaid compensated absences is the amount expected to be paid using expendable available resources. These amounts are recorded in the account "compensated absences payable" in the fund from which the employees who have accumulated unpaid leave are paid. The noncurrent portion of the liability is not reported.

K. Accrued Liabilities and Long-Term Obligations

All payables, accrued liabilities and long-term obligations are reported in the government-wide financial statements.

In general, governmental fund payables and accrued liabilities that, once incurred, are paid in a timely manner and in full from current financial resources are reported as obligations of the funds. However, compensated absences that will be paid from governmental funds are reported as a liability in the fund financial statements only to the extent that they are due for payment during the current year. Net pension/OPEB liability should be recognized in the governmental funds to the extent that benefit payments are due and payable and the pension/OPEB plan's fiduciary net position is not sufficient for payment of those benefits.

**COLUMBIANA COUNTY CAREER AND TECHNICAL CENTER
COLUMBIANA COUNTY, OHIO**

NOTES TO THE BASIC FINANCIAL STATEMENTS
FOR THE FISCAL YEAR ENDED JUNE 30, 2019

NOTE 2 - SUMMARY OF SIGNIFICANT ACCOUNTING POLICIES - (Continued)

L. Fund Balance

Fund balance is divided into five classifications based primarily on the extent to which the Center is bound to observe constraints imposed upon the use of the resources in the governmental funds. The classifications are as follows:

Nonspendable - The nonspendable fund balance classification includes amounts that cannot be spent because they are not in spendable form or legally required to be maintained intact. The “not in spendable form” criterion includes items that are not expected to be converted to cash. It also includes the long-term amount of loans receivable.

Restricted - Fund balance is reported as restricted when constraints are placed on the use of resources that are either externally imposed by creditors (such as through debt covenants), grantors, contributors, or laws or regulations of other governments, or imposed by law through constitutional provisions or enabling legislation.

Committed - The committed fund balance classification includes amounts that can be used only for the specific purposes imposed by a formal action (resolution) of the Center Board of Education (the highest level of decision making authority). Those committed amounts cannot be used for any other purpose unless the Center Board of Education removes or changes the specified use by taking the same type of action (resolution) it employed to previously commit those amounts. Committed fund balance also incorporates contractual obligations to the extent that existing resources in the fund have been specifically committed for use in satisfying those contractual requirements.

Assigned - Amounts in the assigned fund balance classification are intended to be used by the Center for specific purposes, but do not meet the criteria to be classified as restricted nor committed. In governmental funds other than the general fund, assigned fund balance represents the remaining amount that is not restricted or committed. In the general fund, assigned amounts represent intended uses established by policies of the Center Board of Education, which includes giving the Treasurer the authority to constrain monies for intended purposes.

Unassigned - Unassigned fund balance is the residual classification for the general fund and includes all spendable amounts not contained in the other classifications. In other governmental funds, the unassigned classification is only used to report a deficit fund balance resulting from overspending for specific purposes for which amounts had been restricted, committed, or assigned.

The Center applies restricted resources first when expenditures are incurred for purposes for which restricted and unrestricted (committed, assigned, and unassigned) fund balance is available. Similarly, within unrestricted fund balance, committed amounts are reduced first followed by assigned, and then unassigned amounts when expenditures are incurred for purposes for which amounts in any of the unrestricted fund balance classifications could be used.

**COLUMBIANA COUNTY CAREER AND TECHNICAL CENTER
COLUMBIANA COUNTY, OHIO**

NOTES TO THE BASIC FINANCIAL STATEMENTS
FOR THE FISCAL YEAR ENDED JUNE 30, 2019

NOTE 2 - SUMMARY OF SIGNIFICANT ACCOUNTING POLICIES - (Continued)

M. Net Position

Net position represents the difference between assets and deferred outflows and liabilities and deferred inflows. The net position component “net investment in capital assets,” consists of capital assets, net of accumulated depreciation, reduced by the outstanding balances of any borrowing used for the acquisition, construction or improvement of those assets. Deferred outflows of resources and deferred inflows of resources that are attributable to the acquisition, construction or improvement of those assets or related debt also should be included in this component of net position. Net position is reported as restricted when there are limitations imposed on its use either through the enabling legislation adopted by the Center or through external restrictions imposed by creditors, grantors or laws or regulations of other governments. The amount restricted for other purposes represents amounts restricted for food service and adult education funds.

The Center applies restricted resources first when an expense is incurred for purposes for which both restricted and unrestricted net position is available.

N. Estimates

The preparation of the basic financial statements in conformity with GAAP requires management to make estimates and assumptions that affect the amounts reported in the basic financial statements and accompanying notes. Actual results may differ from those estimates.

O. Interfund Activity

Exchange transactions between funds are reported as revenues in the seller funds and as expenditures in the purchaser funds. Flows of cash or goods from one fund to another without a requirement for repayment are reported as interfund transfers. Interfund transfers are reported as other financing sources/uses in governmental funds. Repayments from funds responsible for particular expenditures/expenses to the funds that initially paid for them are not presented on the basic financial statements.

P. Pensions/Other Postemployment Benefits (OPEB)

For purposes of measuring the net pension/OPEB liability, net OPEB asset, deferred outflows of resources and deferred inflows of resources related pensions/OPEB, and pension/OPEB expense, information about the fiduciary net position of the pension/OPEB plans and additions to/deductions from their fiduciary net position have been determined on the same basis as they are reported by the pension/OPEB plan. For this purpose, benefit payments (including refunds of employee contributions) are recognized when due and payable in accordance with the benefit terms. The pension/OPEB plans report investments at fair value.

Q. Extraordinary and Special Items

Extraordinary items are transactions or events that are both unusual in nature and infrequent in occurrence. Special items are transactions or events that are within the control of the Board of Education and that are either unusual in nature or infrequent in occurrence. Neither type of transaction occurred during fiscal year 2019.

**COLUMBIANA COUNTY CAREER AND TECHNICAL CENTER
COLUMBIANA COUNTY, OHIO**

NOTES TO THE BASIC FINANCIAL STATEMENTS
FOR THE FISCAL YEAR ENDED JUNE 30, 2019

NOTE 2 - SUMMARY OF SIGNIFICANT ACCOUNTING POLICIES - (Continued)

R. Fair Value

The Center categorizes its fair value measurements within the fair value hierarchy established by generally accepted accounting principles. The hierarchy is based on the valuation inputs used to measure the fair value of the asset. Level 1 inputs are quoted prices in active markets for identical assets; Level 2 inputs are significant other observable inputs; Level 3 inputs are significant unobservable inputs.

NOTE 3 - ACCOUNTABILITY AND COMPLIANCE

A. Change in Accounting Principles

For fiscal year 2019, the Center has implemented GASB Statement No. 83, "Certain Asset Retirement Obligations" and GASB Statement No. 88, "Certain Disclosures Related to Debt, Including Direct Borrowings and Direct Placements".

GASB Statement No. 83 addresses accounting and financial reporting for certain asset retirement obligations (AROs). An ARO is a legally enforceable liability associated with the retirement of a tangible capital asset. A government that has legal obligations to perform future asset retirement activities related to its tangible capital assets should recognize a liability. The implementation of GASB Statement No. 83 did not have an effect on the financial statements of the Center.

GASB Statement No. 88 improves the information that is disclosed in notes to the basic financial statements related to debt, including direct borrowings and direct placements. It also clarifies which liabilities governments should include when disclosing information related to debt. The implementation of GASB Statement No. 88 did not have an effect on the financial statements of the Center.

B. Deficit Fund Balances

Fund balances at June 30, 2019 included the following individual fund deficits:

<u>Nonmajor funds</u>	<u>Deficit</u>
Adult basic education	\$ 320
Vocational education	5,293

The general fund is liable for any deficit in these funds and provides transfers when cash is required, not when accruals occur. The deficit fund balances resulted from adjustments for accrued liabilities.

NOTE 4 - DEPOSITS AND INVESTMENTS

State statutes classify monies held by the Center into three categories.

Active deposits are public deposits necessary to meet current demands on the treasury. Such monies must be maintained either as cash in the Center treasury, in commercial accounts payable or withdrawable on demand, including negotiable order of withdrawal (NOW) accounts, or in money market deposit accounts.

**COLUMBIANA COUNTY CAREER AND TECHNICAL CENTER
COLUMBIANA COUNTY, OHIO**

**NOTES TO THE BASIC FINANCIAL STATEMENTS
FOR THE FISCAL YEAR ENDED JUNE 30, 2019**

NOTE 4 - DEPOSITS AND INVESTMENTS - (Continued)

Inactive deposits are public deposits that the Board of Education has identified as not required for use within the current five-year period of designation of depositories. Inactive deposits must either be evidenced by certificates of deposit maturing not later than the end of the current period of designation of depositories, or by savings or deposit accounts including, but not limited to, passbook accounts.

Interim deposits are deposits of interim monies. Interim monies are those monies which are not needed for immediate use, but which will be needed before the end of the current period of designation of depositories.

Interim deposits must be evidenced by time certificates of deposit maturing not more than one year from the date of deposit or by savings or deposit accounts including passbook accounts.

Interim monies may be deposited or invested in the following securities:

1. United States Treasury Notes, Bills, Bonds, or any other obligation or security issued by the United States Treasury or any other obligation guaranteed as to principal and interest by the United States;
2. Bonds, notes, debentures, or any other obligations or securities issued by any federal government agency or instrumentality, including, but not limited to, the Federal National Mortgage Association, Federal Home Loan Bank, Federal Farm Credit Bank, Federal Home Loan Mortgage Corporation, Government National Mortgage Association, and Student Loan Marketing Association. All federal agency securities shall be direct issuances of federal government agencies or instrumentalities;
3. Written repurchase agreements in the securities listed above provided that the fair value of the securities subject to the repurchase agreement must exceed the principal value of the agreement by at least two percent and be marked to market daily, and that the term of the agreement must not exceed thirty days;
4. Bonds and other obligations of the State of Ohio;
5. No-load money market mutual funds consisting exclusively of obligations described in items (1) and (2) above and repurchase agreements secured by such obligations, provided that investments in securities described in this division are made only through eligible institutions;
6. The State Treasurer's investment pool, the State Treasury Asset Reserve of Ohio (STAR Ohio);
7. Certain banker's acceptance and commercial paper notes for a period not to exceed one-hundred-eighty days and two-hundred-seventy days, respectively, from the purchase date in an amount not to exceed forty percent of the interim monies available for investment at any one time; and,
8. Under limited circumstances, corporate debt interests rated in either of the two highest classifications by at least two nationally recognized rating agencies.

Protection of the Center's deposits is provided by the Federal Deposit Insurance Corporation (FDIC), by eligible securities pledged by the financial institution as security for repayment, by surety company bonds deposited with the Treasurer by the financial institution or by a single collateral pool established by the financial institution to secure the repayment of all public monies deposited with the institution.

**COLUMBIANA COUNTY CAREER AND TECHNICAL CENTER
COLUMBIANA COUNTY, OHIO**

NOTES TO THE BASIC FINANCIAL STATEMENTS
FOR THE FISCAL YEAR ENDED JUNE 30, 2019

NOTE 4 - DEPOSITS AND INVESTMENTS - (Continued)

Investments in stripped principal or interest obligations, reverse repurchase agreements and derivatives are prohibited. The issuance of taxable notes for the purpose of arbitrage, the use of leverage and short selling are also prohibited. An investment must mature within five years from the date of purchase unless matched to a specific obligation or debt of the Center, and must be purchased with the expectation that it will be held to maturity. Investments may only be made through specified dealers and institutions. Payment for investments may be made only upon delivery of the securities representing the investments to the Treasurer or, if the securities are not represented by a certificate, upon receipt of confirmation of transfer from the custodian.

A. Cash on Hand

At fiscal year end, the Center had \$1,050 in undeposited cash on hand which is included on the financial statements of the Center as part of “equity in pooled cash and investments”.

B. Deposits with Financial Institutions

At June 30, 2019, the carrying amount of all Center deposits was \$2,483,744, exclusive of the \$895,732 repurchase agreement included in investments below. Based on the criteria described in GASB Statement No. 40, “Deposits and Investment Risk Disclosures”, as of June 30, 2019, the Center’s bank balance of \$2,550,237 was fully covered by the FDIC.

Custodial credit risk is the risk that, in the event of bank failure, the Center will not be able to recover deposits or collateral securities that are in the possession of an outside party. The Center has no deposit policy for custodial credit risk beyond the requirements of the State statute. Ohio law requires that deposits either be insured or protected by (1) eligible securities pledged to the Center and deposited with a qualified trustee by the financial institution as security for repayment whose fair value at all times shall be at least 105 percent of the deposits being secured, or (2) participation in the OPCS, a collateral pool of eligible securities deposited with a qualified trustee and pledged to the Treasurer of State to secure the repayment of all public monies deposited in the financial institution. OPCS requires the total fair value of the securities pledged to be 102 percent of the deposits being secured or a reduced rate set by the Treasurer of State. For fiscal year 2019, the Center’s financial institutions were approved for a reduced collateral rate through the OPCS. Although all statutory requirements for the deposit of money had been followed, noncompliance with Federal requirements could potentially subject the Center to a successful claim by the FDIC. At June 30, 2019, the Center was not exposed to custodial credit risk.

C. Investments

As of June 30, 2019, the Center had the following investments and maturities:

<u>Measurement/ Investment Type:</u>	<u>Measurement Amount</u>	<u>Investment Maturities 6 months or less</u>
<i>Amortized Cost:</i>		
STAR Ohio	\$ 3,914,236	\$ 3,914,236
<i>Fair Value:</i>		
Repurchase agreement	<u>895,732</u>	<u>895,732</u>
Total	<u>\$ 4,809,968</u>	<u>\$ 4,809,968</u>

**COLUMBIANA COUNTY CAREER AND TECHNICAL CENTER
COLUMBIANA COUNTY, OHIO**

NOTES TO THE BASIC FINANCIAL STATEMENTS
FOR THE FISCAL YEAR ENDED JUNE 30, 2019

NOTE 4 - DEPOSITS AND INVESTMENTS - (Continued)

The Center's investment in repurchase agreement are valued using quoted market prices that are not considered to be active, dealer quotations or alternative pricing sources for similar assets or liabilities for which all significant inputs are observable, either directly or indirectly (Level 2 inputs).

Interest Rate Risk: As a means of limiting its exposure to fair value losses arising from rising interest rates and according to State law, the Center's investment policy limits investment portfolio maturities to five years or less.

Custodial Credit Risk: For an investment, custodial credit risk is the risk that, in the event of the failure of the counterparty, the Center will not be able to recover the value of its investments or collateral securities that are in the possession of an outside party. Of the Center's \$895,732 investment in repurchase agreements, the entire balance is collateralized by underlying securities that are held by the investment's counterparty, not in the name of the Center. Ohio law requires the fair value of the securities subject to repurchase agreements must exceed the principal value of securities subject to a repurchase agreement by 2%. The Center has no investment policy dealing with investment custodial risk beyond the requirement in State statute that prohibits payment for investments prior to the delivery of the securities representing such investments to the Treasurer or qualified trustee.

Credit Risk: The federal agency securities that underlie the Center's repurchase agreement were rated AA+ and Aaa by Standard & Poor's and Moody's Investor Services, respectively. Standard & Poor's has assigned STAR Ohio an AAAM money market rating. The Center's investment policy does not specifically address credit risk beyond requiring the Center to only invest in securities authorized by State statute.

Concentration of Credit Risk: The Center places no limit on the amount that may be invested in any one issuer. The following table includes the percentage of each investment type held by the Center at June 30, 2019:

<u>Measurement/ Investment Type:</u>	<u>Measurement Amount</u>	<u>% or Total</u>
STAR Ohio	\$ 3,914,236	81.38
Repurchase agreements	<u>895,732</u>	<u>18.62</u>
Total	<u>\$ 4,809,968</u>	<u>100.00</u>

D. Reconciliation of Cash and Investments to the Statement of Net Position

The following is a reconciliation of cash and investments as reported in the note above to cash and investments as reported on the statement of net position as of June 30, 2019:

<u>Cash and investments per note</u>	
Carry amount of deposits	\$ 2,483,744
Investments	4,809,968
Cash on hand	<u>1,050</u>
Total	<u>\$ 7,294,762</u>

**COLUMBIANA COUNTY CAREER AND TECHNICAL CENTER
COLUMBIANA COUNTY, OHIO**

NOTES TO THE BASIC FINANCIAL STATEMENTS
FOR THE FISCAL YEAR ENDED JUNE 30, 2019

NOTE 4 - DEPOSITS AND INVESTMENTS - (Continued)

<u>Cash and investments per statement of net position</u>	
Governmental activities	\$ 7,265,245
Private-purpose trust fund	8,076
Agency funds	<u>21,441</u>
 Total	 <u>\$ 7,294,762</u>

NOTE 5 - INTERFUND TRANSACTIONS

- A. Interfund transfers for the year ended June 30, 2019, consisted of the following, as reported on the fund financial statements:

<u>Transfers from general fund to:</u>	<u>Amount</u>
Permanent improvement fund	<u>\$ 1,000,000</u>

Transfers are used to move revenues from the fund that statute or budget requires to collect them to the fund that statute or budget requires to expend them, and to use unrestricted revenues collected in the general fund to finance various programs accounted for in other funds in accordance with budgetary authorizations.

Interfund transfers between governmental funds are eliminated on the government-wide financial statements.

All transfers were made in compliance with Ohio Revised Code Sections 5705.14, 5705.15 and 5705.16

- B. Due from/to other funds consisted of the following at June 30, 2019, as reported on the fund financial statements:

<u>Receivable fund</u>	<u>Payable fund</u>	<u>Amount</u>
	Non Major Special Revenue Funds:	
General fund	Adult basic education	\$ 4,136
General fund	Vocational education	<u>9,199</u>
 Total		 <u>\$ 13,335</u>

The balances resulted from negative cash balances in the adult basic education fund (nonmajor governmental funds) and vocational education fund (nonmajor governmental funds) at fiscal year-end. The balances are eliminated on the government-wide financial statements.

NOTE 6 - PROPERTY TAXES

Property taxes are levied and assessed on a calendar year basis while the Center fiscal year runs from July through June. First half tax collections are received by the Center in the second half of the fiscal year. Second half tax distributions occur in the first half of the following fiscal year.

**COLUMBIANA COUNTY CAREER AND TECHNICAL CENTER
COLUMBIANA COUNTY, OHIO**

NOTES TO THE BASIC FINANCIAL STATEMENTS
FOR THE FISCAL YEAR ENDED JUNE 30, 2019

NOTE 6 - PROPERTY TAXES - (Continued)

Property taxes include amounts levied against all real property and public utility property. Real property tax revenues received in calendar year 2019 represent the collection of calendar year 2018 taxes. Real property taxes received in calendar year 2019 were levied after April 1, 2018, on the assessed values as of January 1, 2018, the lien date. Assessed values for real property taxes are established by State statute at 35 percent of appraised fair value. Real property taxes are payable annually or semiannually. If paid annually, payment is due December 31; if paid semiannually, the first payment is due December 31, with the remainder payable by June 20. Under certain circumstances, State statute permits alternate payment dates to be established. Public utility property tax revenues received in calendar year 2019 represent the collection of calendar year 2018 taxes. Public utility real and personal property taxes received in calendar year 2019 became a lien on December 31, 2017, were levied after April 1, 2018, and are collected with real property taxes. Public utility real property is assessed at 35 percent of true value; public utility tangible personal property is currently assessed at varying percentages of true value.

The Center receives property taxes from Columbiana, Jefferson and Mahoning Counties. The County Auditor periodically advances to the Center its portion of the taxes collected. Second-half real property tax payments collected by the County by June 30, 2019, are available to finance fiscal year 2019 operations. The amount available as an advance at June 30, 2019 was \$118,402 in the general fund. This amount is recorded as revenue. The amount available for advance at June 30, 2018 was \$73,935 in the general fund. The amount of second-half real property taxes available for advance at fiscal year-end can vary based on the date the tax bills are sent.

Accrued property taxes receivable includes real property, public utility property and delinquent tangible personal property taxes which are measurable as of June 30, 2019 and for which there is an enforceable legal claim. Although total property tax collections for the next fiscal year are measurable, only the amount of real property taxes available as an advance at June 30 was levied to finance current fiscal year operations and is reported as revenue at fiscal year-end. The portion of the receivable not levied to finance current fiscal year operations is offset by a credit to deferred inflows.

On the accrual basis of accounting, collectible delinquent property taxes have been recorded as a receivable and revenue, while on a modified accrual basis of accounting the revenue has been reported as a deferred inflow.

The assessed values upon which the fiscal year 2019 taxes were collected are:

	2018 Second Half Collections		2019 First Half Collections	
	<u>Amount</u>	<u>Percent</u>	<u>Amount</u>	<u>Percent</u>
Agricultural/residential and other real estate	\$ 1,089,454,050	88.42	\$ 1,096,388,950	87.57
Public utility personal	<u>142,661,760</u>	<u>11.58</u>	<u>155,626,320</u>	<u>12.43</u>
Total	<u>\$ 1,232,115,810</u>	<u>100.00</u>	<u>\$ 1,252,015,270</u>	<u>100.00</u>
Tax rate per \$1,000 of assessed valuation	\$2.80		\$2.80	

**COLUMBIANA COUNTY CAREER AND TECHNICAL CENTER
COLUMBIANA COUNTY, OHIO**

NOTES TO THE BASIC FINANCIAL STATEMENTS
FOR THE FISCAL YEAR ENDED JUNE 30, 2019

NOTE 7 - RECEIVABLES

Receivables at June 30, 2019 consisted of taxes, intergovernmental grants and entitlements and accounts (billings for user charged services and student fees). All receivables are considered collectible in full due to the ability to foreclose for the nonpayment of taxes, the stable condition of State programs and the current year guarantee of federal funds. A summary of the principal items of receivables reported on the statement of net position follows:

Governmental activities:

Taxes	\$ 2,465,056
Accounts	2,623
Intergovernmental	<u>24,426</u>
Total	<u>\$ 2,492,105</u>

Receivables have been disaggregated on the face of the basic financial statements. All receivables are expected to be collected in the subsequent year.

NOTE 8 - CAPITAL ASSETS

Capital asset activity for the fiscal year ended June 30, 2019, was as follows:

	Balance 06/30/18	Additions	Deductions	Balance 06/30/19
Governmental activities:				
<i>Capital assets, not being depreciated:</i>				
Land	\$ 230,238	\$ -	\$ -	\$ 230,238
Construction in progress	<u>174,166</u>	<u>827,233</u>	<u>(471,959)</u>	<u>529,440</u>
Total capital assets, not being depreciated	<u>404,404</u>	<u>827,233</u>	<u>(471,959)</u>	<u>759,678</u>
<i>Capital assets, being depreciated:</i>				
Land improvements	731,821	273,500	-	1,005,321
Buildings and improvements	15,762,799	471,960	-	16,234,759
Furniture and equipment	3,336,458	623,670	(69,374)	3,890,754
Vehicles	<u>84,576</u>	<u>-</u>	<u>-</u>	<u>84,576</u>
Total capital assets, being depreciated	<u>19,915,654</u>	<u>1,369,130</u>	<u>(69,374)</u>	<u>21,215,410</u>
<i>Less: accumulated depreciation:</i>				
Land improvements	(336,822)	(29,317)	-	(366,139)
Buildings and improvements	(4,989,003)	(471,794)	-	(5,460,797)
Furniture and equipment	(2,187,606)	(247,422)	63,922	(2,371,106)
Vehicles	<u>(57,001)</u>	<u>(4,940)</u>	<u>-</u>	<u>(61,941)</u>
Total accumulated depreciation	<u>(7,570,432)</u>	<u>(753,473)</u>	<u>63,922</u>	<u>(8,259,983)</u>
Governmental activities capital assets, net	<u>\$ 12,749,626</u>	<u>\$ 1,442,890</u>	<u>\$ (477,411)</u>	<u>\$ 13,715,105</u>

**COLUMBIANA COUNTY CAREER AND TECHNICAL CENTER
COLUMBIANA COUNTY, OHIO**

NOTES TO THE BASIC FINANCIAL STATEMENTS
FOR THE FISCAL YEAR ENDED JUNE 30, 2019

NOTE 8 - CAPITAL ASSETS - (Continued)

Depreciation expense was charged to governmental functions as follows:

<u>Instruction:</u>	
Vocational	\$ 637,575
Adult/continuing	26,332
<u>Support services:</u>	
Instructional staff	45,253
Administration	2,069
Fiscal	2,326
Operations and maintenance	15,440
Pupil transportation	3,482
Central	5,579
Non-instructional services	1,688
Food service operations	<u>13,729</u>
Total depreciation expense	<u>\$ 753,473</u>

NOTE 9 - LONG-TERM OBLIGATIONS

- A. During the fiscal year 2019, the following activity occurred in governmental activities long-term obligations.

	Balance Outstanding <u>06/30/18</u>	<u>Additions</u>	<u>Reductions</u>	Balance Outstanding <u>06/30/19</u>	Amounts Due in <u>One Year</u>
Governmental activities:					
Compensated absences	\$ 341,961	\$ 98,629	\$ (82,837)	\$ 357,753	\$ 78,260
Net pension liability	8,245,282	-	(422,816)	7,822,466	-
Net OPEB liability	<u>1,812,861</u>	<u>5,204</u>	<u>(1,070,019)</u>	<u>748,046</u>	<u>-</u>
Total long-term obligations, governmental activities	<u>\$ 10,400,104</u>	<u>\$ 103,833</u>	<u>\$ (1,575,672)</u>	<u>\$ 8,928,265</u>	<u>\$ 78,260</u>

Compensated absences - will be paid from the fund which the employee is paid, which for the Center are primarily the general fund, adult education fund and the food service fund (a nonmajor governmental fund).

Net pension liability - See Note 12 for details.

Net OPEB liability - See Note 13 for details.

**COLUMBIANA COUNTY CAREER AND TECHNICAL CENTER
COLUMBIANA COUNTY, OHIO**

NOTES TO THE BASIC FINANCIAL STATEMENTS
FOR THE FISCAL YEAR ENDED JUNE 30, 2019

NOTE 9 - LONG-TERM OBLIGATIONS - (Continued)

B. Legal Debt Margin

The Ohio Revised Code provides that voted net general obligation debt of the Center shall never exceed 9% of the total assessed valuation of the Center. The code further provides that unvoted indebtedness shall not exceed 1/10 of 1% of the property valuation of the Center. The code additionally states that unvoted indebtedness related to energy conservation debt shall not exceed 9/10 of 1% of the property valuation of the Center. The assessed valuation used in determining the Center's legal debt margin has been modified by House Bill 530 which became effective March 30, 2006. In accordance with House Bill 530, the assessed valuation used in the Center's legal debt margin calculation excluded tangible personal property used in business, telephone or telegraph property, interexchange telecommunications company property, and personal property owned or leased by a railroad company and used in railroad operations. The effects of these debt limitations at June 30, 2019, are a voted debt margin of \$112,681,374 and an unvoted debt margin of \$1,252,015.

NOTE 10 - EMPLOYEE BENEFITS

A. Compensated Absences

The criteria for determining vacation and sick leave components are derived from negotiated agreements and State laws. Classified employees earn 10 to 20 days of vacation per fiscal year, depending upon length of service. Accumulated, unused vacation time is paid to classified employees and administrators upon termination of employment. Teachers do not earn vacation time.

Teachers, administrators, and classified employees earn sick leave at the rate of one and one-fourth days per month. Sick leave may be accumulated up to a maximum of 312 days for administrators, 188 days for classified and 274 for certified personnel. Upon retirement, payment is made for one-fourth of accrued but unused sick leave to a maximum of 78 days for administrators, 47 days for classified employees and 68 days for certified employees.

B. Life Insurance

The Center provides life insurance and accidental death and dismemberment insurance to most employees through Consumers Life Insurance Company.

THIS SPACE INTENTIONALLY LEFT BLANK

**COLUMBIANA COUNTY CAREER AND TECHNICAL CENTER
COLUMBIANA COUNTY, OHIO**

NOTES TO THE BASIC FINANCIAL STATEMENTS
FOR THE FISCAL YEAR ENDED JUNE 30, 2019

NOTE 11 - RISK MANAGEMENT

A. Comprehensive

The Center is exposed to various risks of loss related to torts; theft or damage to, and destruction of assets; errors and omissions; injuries to employees; and natural disasters. During fiscal year 2019, the Center's insurance coverage was as follows:

<u>Type of Coverage</u>	<u>Deductible</u>	<u>Liability Limit</u>
Building and Contents - replacement cost	\$ 1,000	\$32,867,779
Equipment Breakdown Coverage	1,000	250,000
EDP Coverage	500	250,000
Commercial Computer Coverage	500	956,481
Garage keepers	500	120,000
Automobile Liability	500	2,000,000
General Liability:		
Per occurrence	2,500	1,000,000
Aggregate	5,000	2,000,000
Umbrella Liability:		
Per occurrence	10,000	5,000,000
Aggregate	10,000	5,000,000

Settled claims have not exceeded this commercial coverage in any of the past three years. There have been no significant reductions in coverage from prior year.

B. Health Insurance

The Center contracts with Stark County Schools Council of Governments, an insurance purchasing pool (See Note 2.A.), to provide employee medical/surgical benefits. Rates are set through an annual calculation process. The Center pays a monthly contribution that is placed in a common fund from which claim payments are made for all participating districts. The Center's Board of Education pays a portion of the monthly premium.

C. Workers' Compensation

For fiscal year 2019, the Center participated in the Sheakley Workers' Compensation Group Rating Program (GRP), an insurance purchasing pool. The intent of the GRP is to achieve the benefit of a reduced premium for the Center by virtue of its grouping and representation with other participants in the GRP. The workers' compensation experience of the participating school districts is tiered into groups based upon past workers' compensation experience. Within each tiered group, a common premium rate is applied to all school districts within that group. Each participant pays its workers' compensation premium to the state based on the rate for the GRP rather than its individual rate. Total savings are then calculated and each participant's individual performance is compared to the overall savings percentage of their tiered group. Participation in the GRP is limited to school districts that can meet the GRP's selection criteria. The firm of Sheakley provides administrative, cost control and actuarial services to the GRP.

**COLUMBIANA COUNTY CAREER AND TECHNICAL CENTER
COLUMBIANA COUNTY, OHIO**

NOTES TO THE BASIC FINANCIAL STATEMENTS
FOR THE FISCAL YEAR ENDED JUNE 30, 2019

NOTE 12 - DEFINED BENEFIT PENSION PLANS

Net Pension Liability

The net pension liability reported on the statement of net position represents a liability to employees for pensions. Pensions are a component of exchange transactions—between an employer and its employees—of salaries and benefits for employee services. Pensions are provided to an employee—on a deferred-payment basis—as part of the total compensation package offered by an employer for employee services each financial period. The obligation to sacrifice resources for pensions is a present obligation because it was created as a result of employment exchanges that already have occurred.

The net pension liability represents the Center's proportionate share of each pension plan's collective actuarial present value of projected benefit payments attributable to past periods of service, net of each pension plan's fiduciary net position. The net pension liability calculation is dependent on critical long-term variables, including estimated average life expectancies, earnings on investments, cost of living adjustments and others. While these estimates use the best information available, unknowable future events require adjusting this estimate annually.

The Ohio Revised Code limits the Center's obligation for this liability to annually required payments. The Center cannot control benefit terms or the manner in which pensions are financed; however, the Center does receive the benefit of employees' services in exchange for compensation including pension.

GASB 68 assumes the liability is solely the obligation of the employer, because (1) they benefit from employee services; and (2) State statute requires all funding to come from these employers. All contributions to date have come solely from these employers (which also includes costs paid in the form of withholdings from employees). State statute requires the pension plans to amortize unfunded liabilities within 30 years. If the amortization period exceeds 30 years, each pension plan's board must propose corrective action to the State legislature. Any resulting legislative change to benefits or funding could significantly affect the net pension liability. Resulting adjustments to the net pension liability would be effective when the changes are legally enforceable.

The proportionate share of each plan's unfunded benefits is presented as a long-term *net pension liability* on the accrual basis of accounting. Any liability for the contractually-required pension contribution outstanding at the end of the year is included in *pension and postemployment benefits payable* on both the accrual and modified accrual bases of accounting.

Plan Description - School Employees Retirement System (SERS)

Plan Description - The Center non-teaching employees participate in SERS, a cost-sharing multiple-employer defined benefit pension plan administered by SERS. SERS provides retirement, disability and survivor benefits, annual cost-of-living adjustments, and death benefits to plan members and beneficiaries. Authority to establish and amend benefits is provided by Ohio Revised Code Chapter 3309. SERS issues a publicly available, stand-alone financial report that includes financial statements, required supplementary information and detailed information about SERS' fiduciary net position. That report can be obtained by visiting the SERS website at www.ohsers.org under Employers/Audit Resources.

**COLUMBIANA COUNTY CAREER AND TECHNICAL CENTER
COLUMBIANA COUNTY, OHIO**

NOTES TO THE BASIC FINANCIAL STATEMENTS
FOR THE FISCAL YEAR ENDED JUNE 30, 2019

NOTE 12 - DEFINED BENEFIT PENSION PLANS - (Continued)

Age and service requirements for retirement are as follows:

	Eligible to Retire on or before August 1, 2017 *	Eligible to Retire after August 1, 2017
Full benefits	Age 65 with 5 years of services credit; or Any age with 30 years of service credit	Age 67 with 10 years of service credit; or Age 57 with 30 years of service credit
Actuarially reduced benefits	Age 60 with 5 years of service credit; or Age 55 with 25 years of service credit	Age 62 with 10 years of service credit; or Age 60 with 25 years of service credit

* Members with 25 years of service credit as of August 1, 2017, will be included in this plan.

Annual retirement benefits are calculated based on final average salary multiplied by a percentage that varies based on years of service; 2.2% for the first thirty years of service and 2.5% for years of service credit over 30. Final average salary is the average of the highest three years of salary.

Effective January 1, 2018, SERS cost-of-living adjustment (COLA) changed from a fixed 3% annual increase to one based on the Consumer Price Index (CPI-W) with a cap of 2.5% and a floor of 0%. SERS also has the authority to award or suspend the COLA, or to adjust the COLA above or below CPI-W. SERS suspended the COLA increases for 2018, 2019 and 2020 for current retirees, and confirmed their intent to implement a four-year waiting period for the state of a COLA for future retirees.

Funding Policy - Plan members are required to contribute 10% of their annual covered salary and the Center is required to contribute 14% of annual covered payroll. The contribution requirements of plan members and employers are established and may be amended by the SERS' Retirement Board up to statutory maximum amounts of 10% for plan members and 14% for employers. The Retirement Board, acting with the advice of the actuary, allocates the employer contribution rate among four of the System's funds (Pension Trust Fund, Death Benefit Fund, Medicare B Fund, and Health Care Fund). For the fiscal year ended June 30, 2019, the allocation to pension, death benefits, and Medicare B was 13.5%. The remaining 0.5% of the employer contribution rate was allocated to the Health Care Fund.

The Center's contractually required contribution to SERS was \$137,266 for fiscal year 2019. Of this amount, \$6,044 is reported as pension and postemployment benefits payable.

Plan Description - State Teachers Retirement System (STRS)

Plan Description - Licensed teachers participate in STRS Ohio, a cost-sharing multiple-employer public employee retirement system administered by STRS. STRS provides retirement and disability benefits to members and death and survivor benefits to beneficiaries. STRS issues a stand-alone financial report that includes financial statements, required supplementary information and detailed information about STRS' fiduciary net position. That report can be obtained by writing to STRS, 275 E. Broad St., Columbus, OH 43215-3771, by calling (888) 227-7877, or by visiting the STRS website at www.strsoh.org.

**COLUMBIANA COUNTY CAREER AND TECHNICAL CENTER
COLUMBIANA COUNTY, OHIO**

NOTES TO THE BASIC FINANCIAL STATEMENTS
FOR THE FISCAL YEAR ENDED JUNE 30, 2019

NOTE 12 - DEFINED BENEFIT PENSION PLANS - (Continued)

New members have a choice of three retirement plans; a Defined Benefit (DB) Plan, a Defined Contribution (DC) Plan and a Combined Plan. Benefits are established by Ohio Revised Code Chapter 3307. The DB Plan offers an annual retirement allowance based on final average salary multiplied by a percentage that varies based on years of service. Effective August 1, 2015, the calculation will be 2.2% of final average salary for the five highest years of earnings multiplied by all years of service. Effective July 1, 2017, the cost-of-living adjustment was reduced to zero. Members are eligible to retire at age 60 with five years of qualifying service credit, or age 55 with 26 years of service, or 31 years of service regardless of age. Eligibility changes will be phased in until August 1, 2026, when retirement eligibility for unreduced benefits will be five years of service credit and age 65, or 35 years of service credit and at least age 60.

The DC Plan allows members to place all their member contributions and 9.53% of the 14% employer contributions into an investment account. Investment allocation decisions are determined by the member. The remaining 4.47% of the 14% employer rate is allocated to the defined benefit unfunded liability. A member is eligible to receive a retirement benefit at age 50 and termination of employment. The member may elect to receive a lifetime monthly annuity or a lump sum withdrawal.

The Combined Plan offers features of both the DB Plan and the DC Plan. In the Combined Plan, 12% of the 14% member rate goes to the DC Plan and the remaining 2% is applied to the DB Plan. Member contributions to the DC Plan are allocated among investment choices by the member, and contributions to the DB Plan from the employer and the member are used to fund the defined benefit payment at a reduced level from the regular DB Plan. The defined benefit portion of the Combined Plan payment is payable to a member on or after age 60 with five years of service. The defined contribution portion of the account may be taken as a lump sum payment or converted to a lifetime monthly annuity after termination of employment at age 50 or later.

New members who choose the DC Plan or Combined Plan will have another opportunity to reselect a permanent plan during their fifth year of membership. Members may remain in the same plan or transfer to another STRS plan. The optional annuitization of a member's defined contribution account or the defined contribution portion of a member's Combined Plan account to a lifetime benefit results in STRS bearing the risk of investment gain or loss on the account. STRS has therefore included all three plan options as one defined benefit plan for GASB 68 reporting purposes.

A DB or Combined Plan member with five or more years of credited service who is determined to be disabled may qualify for a disability benefit. Eligible survivors of members who die before service retirement may qualify for monthly benefits. New members on or after July 1, 2013, must have at least ten years of qualifying service credit to apply for disability benefits. Members in the DC Plan who become disabled are entitled only to their account balance. If a member of the DC Plan dies before retirement benefits begin, the member's designated beneficiary is entitled to receive the member's account balance.

Funding Policy - Employer and member contribution rates are established by the State Teachers Retirement Board and limited by Chapter 3307 of the Ohio Revised Code. For fiscal year 2019, plan members were required to contribute 14% of their annual covered salary. The Center was required to contribute 14%; the entire 14% was the portion used to fund pension obligations. The fiscal year 2019 contribution rates were equal to the statutory maximum rates.

The Center's contractually required contribution to STRS was \$459,344 for fiscal year 2019. Of this amount, \$44,374 is reported as pension and postemployment benefits payable.

**COLUMBIANA COUNTY CAREER AND TECHNICAL CENTER
COLUMBIANA COUNTY, OHIO**

NOTES TO THE BASIC FINANCIAL STATEMENTS
FOR THE FISCAL YEAR ENDED JUNE 30, 2019

NOTE 12 - DEFINED BENEFIT PENSION PLANS - (Continued)

Pension Liabilities, Pension Expense, and Deferred Outflows of Resources and Deferred Inflows of Resources Related to Pensions

The net pension liability was measured as of June 30, 2018, and the total pension liability used to calculate the net pension liability was determined by an actuarial valuation as of that date. The Center's proportion of the net pension liability was based on the Center's share of contributions to the pension plan relative to the projected contributions of all participating entities.

Following is information related to the proportionate share and pension expense:

	<u>SERS</u>	<u>STRS</u>	<u>Total</u>
Proportion of the net pension liability prior measurement date	0.02896230%	0.02742492%	
Proportion of the net pension liability current measurement date	<u>0.02880620%</u>	<u>0.02807327%</u>	
Change in proportionate share	<u>-0.00015610%</u>	<u>0.00064835%</u>	
Proportionate share of the net pension liability	\$ 1,649,784	\$ 6,172,682	\$ 7,822,466
Pension expense	\$ 164,030	\$ 571,901	\$ 735,931

At June 30, 2019, the Center reported deferred outflows of resources and deferred inflows of resources related to pensions from the following sources:

	<u>SERS</u>	<u>STRS</u>	<u>Total</u>
Deferred outflows of resources			
Differences between expected and actual experience	\$ 90,478	\$ 142,484	\$ 232,962
Changes of assumptions	37,256	1,093,915	1,131,171
Difference between employer contributions and proportionate share of contributions/change in proportionate share	16,923	144,525	161,448
Contributions subsequent to the measurement date	<u>137,266</u>	<u>459,344</u>	<u>596,610</u>
Total deferred outflows of resources	<u>\$ 281,923</u>	<u>\$ 1,840,268</u>	<u>\$ 2,122,191</u>

**COLUMBIANA COUNTY CAREER AND TECHNICAL CENTER
COLUMBIANA COUNTY, OHIO**

NOTES TO THE BASIC FINANCIAL STATEMENTS
FOR THE FISCAL YEAR ENDED JUNE 30, 2019

NOTE 12 - DEFINED BENEFIT PENSION PLANS - (Continued)

	SERS	STRS	Total
Deferred inflows of resources			
Differences between expected and actual experience	\$ -	\$ 40,312	\$ 40,312
Net difference between projected and actual earnings on pension plan investments	45,709	374,306	420,015
Difference between employer contributions and proportionate share of contributions/ change in proportionate share	10,895	136,182	147,077
Total deferred inflows of resources	\$ 56,604	\$ 550,800	\$ 607,404

\$596,610 reported as deferred outflows of resources related to pension resulting from Center contributions subsequent to the measurement date will be recognized as a reduction of the net pension liability in the year ending June 30, 2020.

Other amounts reported as deferred outflows of resources and deferred inflows of resources related to pension will be recognized in pension expense as follows:

	SERS	STRS	Total
Fiscal Year Ending June 30:			
2020	\$ 123,067	\$ 508,347	\$ 631,414
2021	33,142	357,611	390,753
2022	(54,138)	21,427	(32,711)
2023	(14,018)	(57,261)	(71,279)
Total	\$ 88,053	\$ 830,124	\$ 918,177

Actuarial Assumptions - SERS

SERS' total pension liability was determined by their actuaries in accordance with GASB Statement No. 67, as part of their annual actuarial valuation for each defined benefit retirement plan. Actuarial valuations of an ongoing plan involve estimates of the value of reported amounts (e.g., salaries, credited service) and assumptions about the probability of occurrence of events far into the future (e.g., mortality, disabilities, retirements, employment termination). Actuarially determined amounts are subject to continual review and potential modifications, as actual results are compared with past expectations and new estimates are made about the future.

Projections of benefits for financial reporting purposes are based on the substantive plan (the plan as understood by the employers and plan members) and include the types of benefits provided at the time of each valuation and the historical pattern of sharing benefit costs between the employers and plan members to that point. The projection of benefits for financial reporting purposes does not explicitly incorporate the potential effects of legal or contractual funding limitations.

**COLUMBIANA COUNTY CAREER AND TECHNICAL CENTER
COLUMBIANA COUNTY, OHIO**

NOTES TO THE BASIC FINANCIAL STATEMENTS
FOR THE FISCAL YEAR ENDED JUNE 30, 2019

NOTE 12 - DEFINED BENEFIT PENSION PLANS - (Continued)

Actuarial calculations reflect a long-term perspective. For a newly hired employee, actuarial calculations will take into account the employee's entire career with the employer and also take into consideration the benefits, if any, paid to the employee after termination of employment until the death of the employee and any applicable contingent annuitant. In many cases actuarial calculations reflect several decades of service with the employer and the payment of benefits after termination.

Key methods and assumptions used in calculating the total pension liability in the latest actuarial valuation, prepared as of June 30, 2018, are presented below:

Wage inflation	3.00%
Future salary increases, including inflation	3.50% to 18.20%
COLA or ad hoc COLA	2.50%, on and after April 1, 2018, COLA's for future retirees will be delayed for three years following commencement
Investment rate of return	7.50% net of investments expense, including inflation
Actuarial cost method	Entry age normal (level percent of payroll)

For 2018, the mortality rates were based on the RP-2014 Blue Collar Mortality Table with fully generational projection and a five-year age set-back for both males and females. Mortality among service retired members, and beneficiaries were based upon the RP-2014 Blue Collar Mortality Table with fully generational projection with Scale BB, 120% of male rates, and 110% of female rates. Mortality among disabled members was based upon the RP-2000 Disabled Mortality Table, 90% for male rates and 100% for female rates, set back five years is used for the period after disability retirement.

The most recent experience study was completed for the five year period ended June 30, 2015.

The long-term return expectation for the Pension Plan Investments has been determined using a building-block approach and assumes a time horizon, as defined in SERS' *Statement of Investment Policy*. A forecasted rate of inflation serves as the baseline for the return expectation. Various real return premiums over the baseline inflation rate have been established for each asset class. The long-term expected nominal rate of return has been determined by calculating a weighted average of the expected real return premiums for each asset class, adding the projected inflation rate, and adding the expected return from rebalancing uncorrelated asset classes.

The target allocation and best estimates of arithmetic real rates of return for each major assets class are summarized in the following table:

Asset Class	Target Allocation	Long Term Expected Real Rate of Return
Cash	1.00 %	0.50 %
US Equity	22.50	4.75
International Equity	22.50	7.00
Fixed Income	19.00	1.50
Private Equity	10.00	8.00
Real Assets	15.00	5.00
Multi-Asset Strategies	10.00	3.00
Total	<u>100.00 %</u>	

**COLUMBIANA COUNTY CAREER AND TECHNICAL CENTER
COLUMBIANA COUNTY, OHIO**

NOTES TO THE BASIC FINANCIAL STATEMENTS
FOR THE FISCAL YEAR ENDED JUNE 30, 2019

NOTE 12 - DEFINED BENEFIT PENSION PLANS - (Continued)

Discount Rate - The total pension liability was calculated using the discount rate of 7.50%. The projection of cash flows used to determine the discount rate assumed the contributions from employers and from the members would be computed based on contribution requirements as stipulated by State statute. Projected inflows from investment earning were calculated using the long-term assumed investment rate of return (7.50%). Based on those assumptions, the plan's fiduciary net position was projected to be available to make all future benefit payments of current plan members. Therefore, the long-term expected rate of return on pension plan investments was applied to all periods of projected benefits to determine the total pension liability.

Sensitivity of the Center's Proportionate Share of the Net Pension Liability to Changes in the Discount Rate - Net pension liability is sensitive to changes in the discount rate, and to illustrate the potential impact the following table presents the net pension liability calculated using the discount rate of 7.50%, as well as what each plan's net pension liability would be if it were calculated using a discount rate that is one percentage point lower (6.50%), or one percentage point higher (8.50%) than the current rate.

	1% Decrease (6.50%)	Current Discount Rate (7.50%)	1% Increase (8.50%)
Center's proportionate share of the net pension liability	\$ 2,323,846	\$ 1,649,784	\$ 1,084,629

Actuarial Assumptions - STRS

Key methods and assumptions used in the latest actuarial valuation, reflecting experience study results used in the July 1, 2018, actuarial valuation are presented below:

	July 1, 2018
Inflation	2.50%
Projected salary increases	12.50% at age 20 to 2.50% at age 65
Investment rate of return	7.45%, net of investment expenses, including inflation
Payroll increases	3.00%
Cost-of-living adjustments (COLA)	0.0%, effective July 1, 2017

For the July 1, 2018, actuarial valuation, post-retirement mortality rates for healthy retirees are based on the RP-2014 Annuitant Mortality Table with 50% of rates through age 69, 70% of rates between ages 70 and 79, 90% of rates between ages 80 and 84, and 100% of rates thereafter, projected forward generationally using mortality improvement scale MP-2016. Post-retirement disabled mortality rates are based on the RP-2014 Disabled Mortality Table with 90% of rates for males and 100% of rates for females, projected forward generationally using mortality improvement scale MP-2016. Pre-retirement mortality rates are based on RP-2014 Employee Mortality Table, projected forward generationally using mortality improvement scale MP-2016.

Actuarial assumptions used in the July 1, 2018 valuation are based on the results of an actuarial experience study for the period July 1, 2011 through June 30, 2016.

**COLUMBIANA COUNTY CAREER AND TECHNICAL CENTER
COLUMBIANA COUNTY, OHIO**

NOTES TO THE BASIC FINANCIAL STATEMENTS
FOR THE FISCAL YEAR ENDED JUNE 30, 2019

NOTE 12 - DEFINED BENEFIT PENSION PLANS - (Continued)

STRS Ohio's investment consultant develops an estimate range for the investment return assumption based on the target allocation adopted by the Retirement Board. The target allocation and long-term expected rate of return for each major asset class are summarized as follows:

Asset Class	Target Allocation**	Long Term Expected Real Rate of Return *
Domestic Equity	28.00 %	7.35 %
International Equity	23.00	7.55
Alternatives	17.00	7.09
Fixed Income	21.00	3.00
Real Estate	10.00	6.00
Liquidity Reserves	1.00	2.25
Total	<u>100.00 %</u>	

*10-Year geometric nominal returns, which include the real rate of return and inflation of 2.25% and does not include investment expenses. Over a 30-year period, STRS' investment consultant indicates that the above target allocations should generate a return above the actuarial rate of return, without net value added by management.

**The Target Allocation percentage is effective as of July 1, 2017. Target weights will be phased in over a 24-month period concluding on July 1, 2019.

Discount Rate - The discount rate used to measure the total pension liability was 7.45% as of June 30, 2018. The projection of cash flows used to determine the discount rate assumes member and employer contributions will be made at the statutory contribution rates in accordance with rate increases described above. For this purpose, only employer contributions that are intended to fund benefits of current plan members and their beneficiaries are included. Projected employer contributions that are intended to fund the service costs of future plan members and their beneficiaries, as well as projected contributions from future plan members, are not included. Based on those assumptions, STRS' fiduciary net position was projected to be available to make all projected future benefit payments to current plan members as of June 30, 2018. Therefore, the long-term expected rate of return on pension plan investments of 7.45% was applied to all periods of projected benefit payment to determine the total pension liability as of June 30, 2018.

Sensitivity of the Center's Proportionate Share of the Net Pension Liability to Changes in the Discount Rate - The following table presents the Center's proportionate share of the net pension liability calculated using the current period discount rate assumption of 7.45%, as well as what the Center's proportionate share of the net pension liability would be if it were calculated using a discount rate that is one-percentage-point lower (6.45%) or one-percentage-point higher (8.45%) than the current rate:

	1% Decrease (6.45%)	Current Discount Rate (7.45%)	1% Increase (8.45%)
Center's proportionate share of the net pension liability	\$ 9,014,389	\$ 6,172,682	\$ 3,767,562

**COLUMBIANA COUNTY CAREER AND TECHNICAL CENTER
COLUMBIANA COUNTY, OHIO**

NOTES TO THE BASIC FINANCIAL STATEMENTS
FOR THE FISCAL YEAR ENDED JUNE 30, 2019

NOTE 13 - DEFINED BENEFIT OPEB PLANS

Net OPEB Liability/Asset

The net OPEB liability/asset reported on the statement of net position represents a liability/asset to employees for OPEB. OPEB is a component of exchange transactions—between an employer and its employees—of salaries and benefits for employee services. OPEB are provided to an employee—on a deferred-payment basis—as part of the total compensation package offered by an employer for employee services each financial period. The obligation to sacrifice resources for OPEB is a present obligation because it was created as a result of employment exchanges that already have occurred.

The net OPEB liability/asset represents the Center's proportionate share of each OPEB plan's collective actuarial present value of projected benefit payments attributable to past periods of service, net of each OPEB plan's fiduciary net position. The net OPEB liability/asset calculation is dependent on critical long-term variables, including estimated average life expectancies, earnings on investments, cost of living adjustments and others. While these estimates use the best information available, unknowable future events require adjusting these estimates annually.

The Ohio Revised Code limits the Center's obligation for this liability to annually required payments. The Center cannot control benefit terms or the manner in which OPEB are financed; however, the Center does receive the benefit of employees' services in exchange for compensation including OPEB.

GASB 75 assumes the liability is solely the obligation of the employer, because they benefit from employee services. OPEB contributions come from these employers and health care plan enrollees which pay a portion of the health care costs in the form of a monthly premium. The Ohio Revised Code permits, but does not require the retirement systems to provide healthcare to eligible benefit recipients. Any change to benefits or funding could significantly affect the net OPEB liability/asset. Resulting adjustments to the net OPEB liability/asset would be effective when the changes are legally enforceable. The retirement systems may allocate a portion of the employer contributions to provide for these OPEB benefits.

The proportionate share of each plan's unfunded benefits is presented as a long-term *net OPEB liability* or *net OPEB asset* on the accrual basis of accounting. Any liability for the contractually-required OPEB contribution outstanding at the end of the year is included in *pension and postemployment benefits payable* on both the accrual and modified accrual bases of accounting.

Plan Description - School Employees Retirement System (SERS)

Health Care Plan Description - The Center contributes to the SERS Health Care Fund, administered by SERS for non-certificated retirees and their beneficiaries. For GASB 75 purposes, this plan is considered a cost-sharing other postemployment benefit (OPEB) plan. SERS' Health Care Plan provides healthcare benefits to eligible individuals receiving retirement, disability, and survivor benefits, and to their eligible dependents. Members who retire after June 1, 1986, need 10 years of service credit, exclusive of most types of purchased credit, to qualify to participate in SERS' health care coverage. In addition to age and service retirees, disability benefit recipients and beneficiaries who are receiving monthly benefits due to the death of a member or retiree, are eligible for SERS' health care coverage. Most retirees and dependents choosing SERS' health care coverage are over the age of 65 and therefore enrolled in a fully insured Medicare Advantage plan; however, SERS maintains a traditional, self-insured preferred provider organization for its non-Medicare retiree population. For both groups, SERS offers a self-insured prescription drug program. Health care is a benefit that is permitted, not mandated, by statute. The financial report of the Plan is included in the SERS Comprehensive Annual Financial Report which can be obtained on SERS' website at www.ohsers.org under Employers/Audit Resources.

**COLUMBIANA COUNTY CAREER AND TECHNICAL CENTER
COLUMBIANA COUNTY, OHIO**

NOTES TO THE BASIC FINANCIAL STATEMENTS
FOR THE FISCAL YEAR ENDED JUNE 30, 2019

NOTE 13 - DEFINED BENEFIT OPEB PLANS - (Continued)

Access to health care for retirees and beneficiaries is permitted in accordance with Section 3309 of the Ohio Revised Code. The Health Care Fund was established and is administered in accordance with Internal Revenue Code Section 105(e). SERS' Retirement Board reserves the right to change or discontinue any health plan or program. Active employee members do not contribute to the Health Care Plan. The SERS Retirement Board established the rules for the premiums paid by the retirees for health care coverage for themselves and their dependents or for their surviving beneficiaries. Premiums vary depending on the plan selected, qualified years of service, Medicare eligibility, and retirement status.

Funding Policy - State statute permits SERS to fund the health care benefits through employer contributions. Each year, after the allocation for statutorily required pensions and benefits, the Retirement Board may allocate the remainder of the employer contribution of 14% of covered payroll to the Health Care Fund in accordance with the funding policy. For fiscal year 2019, 0.5% of covered payroll was made to health care. An additional health care surcharge on employers is collected for employees earning less than an actuarially determined minimum compensation amount, pro-rated if less than a full year of service credit was earned. For fiscal year 2019, this amount was \$21,600. Statutes provide that no employer shall pay a health care surcharge greater than 2% of that employer's SERS-covered payroll; nor may SERS collect in aggregate more than 1.5% of the total statewide SERS-covered payroll for the health care surcharge. For fiscal year 2019, the Center's surcharge obligation was \$8,241.

The surcharge added to the allocated portion of the 14% employer contribution rate is the total amount assigned to the Health Care Fund. The Center's contractually required contribution to SERS was \$13,325 for fiscal year 2019. Of this amount, \$8,465 is reported as pension and postemployment benefits payable.

Plan Description - State Teachers Retirement System (STRS)

Plan Description – The State Teachers Retirement System of Ohio (STRS) administers a cost-sharing Health Plan administered for eligible retirees who participated in the defined benefit or combined pension plans offered by STRS. Ohio law authorizes STRS to offer this plan. Benefits include hospitalization, physicians' fees, prescription drugs and partial reimbursement of monthly Medicare Part B premiums. Medicare Part B premium reimbursements will be discontinued effective January 1, 2020. The Plan is included in the report of STRS which can be obtained by visiting www.strsoh.org or by calling (888) 227-7877.

Funding Policy – Ohio Revised Code Chapter 3307 authorizes STRS to offer the Plan and gives the Retirement Board discretionary authority over how much, if any, of the health care costs will be absorbed by STRS. Active employee members do not contribute to the Health Care Plan. Nearly all health care plan enrollees, for the most recent year, pay a portion of the health care costs in the form of a monthly premium. Under Ohio law, funding for post-employment health care may be deducted from employer contributions, currently 14% of covered payroll. For the fiscal year ended June 30, 2019, STRS did not allocate any employer contributions to post-employment health care.

OPEB Liabilities/Assets, OPEB Expense, and Deferred Outflows of Resources and Deferred Inflows of Resources Related to OPEB

The net OPEB liability/asset was measured as of June 30, 2018, and the total OPEB liability/asset used to calculate the net OPEB liability/asset was determined by an actuarial valuation as of that date. The Center's proportion of the net OPEB liability/asset was based on the Center's share of contributions to the respective retirement systems relative to the contributions of all participating entities. Following is information related to the proportionate share and OPEB expense:

**COLUMBIANA COUNTY CAREER AND TECHNICAL CENTER
COLUMBIANA COUNTY, OHIO**

NOTES TO THE BASIC FINANCIAL STATEMENTS
FOR THE FISCAL YEAR ENDED JUNE 30, 2019

NOTE 13 - DEFINED BENEFIT OPEB PLANS - (Continued)

	<u>SERS</u>	<u>STRS</u>	<u>Total</u>
Proportion of the net OPEB liability prior measurement date	0.02767940%	0.02742492%	
Proportion of the net OPEB liability/asset current measurement date	<u>0.02696370%</u>	<u>0.02807327%</u>	
Change in proportionate share	<u>-0.00071570%</u>	<u>0.00064835%</u>	
Proportionate share of the net OPEB liability	\$ 748,046	\$ -	\$ 748,046
Proportionate share of the net OPEB asset	\$ -	\$ (451,109)	\$ (451,109)
OPEB expense	\$ 33,456	\$ (979,440)	\$ (945,984)

At June 30, 2019, the Center reported deferred outflows of resources and deferred inflows of resources related to OPEB from the following sources:

	<u>SERS</u>	<u>STRS</u>	<u>Total</u>
Deferred outflows of resources			
Differences between expected and actual experience	\$ 12,211	\$ 52,690	\$ 64,901
Difference between employer contributions and proportionate share of contributions/ change in proportionate share	4,523	23,104	27,627
Contributions subsequent to the measurement date	<u>13,325</u>	<u>-</u>	<u>13,325</u>
Total deferred outflows of resources	<u>\$ 30,059</u>	<u>\$ 75,794</u>	<u>\$ 105,853</u>
Deferred inflows of resources			
Differences between expected and actual experience	\$ -	\$ 26,283	\$ 26,283
Net difference between projected and actual earnings on pension plan investments	1,122	51,535	52,657
Changes of assumptions	67,206	614,672	681,878
Difference between employer contributions and proportionate share of contributions/ change in proportionate share	<u>32,680</u>	<u>24,236</u>	<u>56,916</u>
Total deferred inflows of resources	<u>\$ 101,008</u>	<u>\$ 716,726</u>	<u>\$ 817,734</u>

\$13,325 reported as deferred outflows of resources related to OPEB resulting from Center contributions subsequent to the measurement date will be recognized as a reduction of the net OPEB liability/asset in the year ending June 30, 2020. Other amounts reported as deferred outflows of resources and deferred inflows of resources related to OPEB will be recognized in OPEB expense as follows:

**COLUMBIANA COUNTY CAREER AND TECHNICAL CENTER
COLUMBIANA COUNTY, OHIO**

NOTES TO THE BASIC FINANCIAL STATEMENTS
FOR THE FISCAL YEAR ENDED JUNE 30, 2019

NOTE 13 - DEFINED BENEFIT OPEB PLANS - (Continued)

	SERS	STRS	Total
Fiscal Year Ending June 30:			
2020	\$ (30,823)	\$ (115,545)	\$ (146,368)
2021	(25,469)	(115,545)	(141,014)
2022	(8,512)	(115,545)	(124,057)
2023	(8,036)	(103,840)	(111,876)
2024	(8,113)	(99,736)	(107,849)
Thereafter	(3,321)	(90,721)	(94,042)
Total	\$ (84,274)	\$ (640,932)	\$ (725,206)

Actuarial Assumptions - SERS

The total OPEB liability is determined by SERS' actuaries in accordance with GASB Statement No. 74, as part of their annual actuarial valuation for each retirement plan. Actuarial valuations of an ongoing plan involve estimates of the value of reported amounts (e.g., salaries, credited service) and assumptions about the probability of occurrence of events far into the future (e.g., mortality, disabilities, retirements, employment terminations). Actuarially determined amounts are subject to continual review and potential modifications, as actual results are compared with past expectations and new estimates are made about the future.

Projections of benefits for financial reporting purposes are based on the substantive plan (the plan as understood by the employers and plan members) and include the types of benefits provided at the time of each valuation and the historical pattern of sharing benefit costs between the employers and plan members to that point. The projection of benefits for financial reporting purposes does not explicitly incorporate the potential effects of legal or contractual funding limitations.

Actuarial calculations reflect a long-term perspective. For a newly hired employee, actuarial calculations will take into account the employee's entire career with the employer and also take into consideration the benefits, if any, paid to the employee after termination of employment until the death of the employee and any applicable contingent annuitant. In many cases, actuarial calculations reflect several decades of service with the employer and the payment of benefits after termination.

Key methods and assumptions used in calculating the total OPEB liability in the latest actuarial valuation date of June 30, 2018, are presented below:

**COLUMBIANA COUNTY CAREER AND TECHNICAL CENTER
COLUMBIANA COUNTY, OHIO**

NOTES TO THE BASIC FINANCIAL STATEMENTS
FOR THE FISCAL YEAR ENDED JUNE 30, 2019

NOTE 13 - DEFINED BENEFIT OPEB PLANS - (Continued)

Wage inflation	3.00%
Future salary increases, including inflation	3.50% to 18.20%
Investment rate of return	7.50% net of investments expense, including inflation
Municipal bond index rate:	
Measurement date	3.62%
Prior measurement date	3.56%
Single equivalent interest rate, net of plan investment expense, including price inflation:	
Measurement date	3.70%
Prior measurement date	3.63%
Medical trend assumption:	
Medicare	5.375 to 4.75%
Pre-Medicare	7.25 to 4.75%

Mortality rates were based on the RP-2014 Blue Collar Mortality Table with fully generational projection and Scale BB, 120% of male rates and 110% of female rates. RP-2000 Disabled Mortality Table with 90% for male rates and 100% for female rates set back five years.

The most recent experience study was completed for the five year period ended June 30, 2015.

The long-term expected rate of return on plan assets is reviewed as part of the actuarial five-year experience study. The most recent study covers fiscal years 2010 through 2015, and was adopted by the Board on April 21, 2016. Several factors are considered in evaluating the long-term rate of return assumption including long-term historical data, estimates inherent in current market data, and a log-normal distribution analysis in which best-estimate ranges of expected future real rates of return were developed by the investment consultant for each major asset class. These ranges were combined to produce the long-term expected rate of return, 7.50%, by weighting the expected future real rates of return by the target asset allocation percentage and then adding expected inflation. The capital market assumptions developed by the investment consultant are intended for use over a 10-year horizon and may not be useful in setting the long-term rate of return for funding pension plans which covers a longer timeframe. The assumption is intended to be a long-term assumption and is not expected to change absent a significant change in the asset allocation, a change in the inflation assumption, or a fundamental change in the market that alters expected returns in future years.

The target asset allocation and best estimates of arithmetic real rates of return for each major asset class, as used in the June 30, 2015 five-year experience study, are summarized as follows:

**COLUMBIANA COUNTY CAREER AND TECHNICAL CENTER
COLUMBIANA COUNTY, OHIO**

NOTES TO THE BASIC FINANCIAL STATEMENTS
FOR THE FISCAL YEAR ENDED JUNE 30, 2019

NOTE 13 - DEFINED BENEFIT OPEB PLANS - (Continued)

Asset Class	Target Allocation	Long-Term Expected Real Rate of Return
Cash	1.00 %	0.50 %
US Equity	22.50	4.75
International Equity	22.50	7.00
Fixed Income	19.00	1.50
Private Equity	10.00	8.00
Real Assets	15.00	5.00
Multi-Asset Strategies	10.00	3.00
Total	<u>100.00 %</u>	

Discount Rate - The discount rate used to measure the total OPEB liability at June 30, 2018 was 3.70%. The discount rate used to measure total OPEB liability prior to June 30, 2018 was 3.63%. The projection of cash flows used to determine the discount rate assumed that contributions will be made from members and the System at the state statute contribution rate of 2.00% of projected covered employee payroll each year, which includes a 1.50% payroll surcharge and 0.50% of contributions from the basic benefits plan. Based on these assumptions, the OPEB plan's fiduciary net position was projected to become insufficient to make future benefit payments during the fiscal year ending June 30, 2026. Therefore, the long-term expected rate of return on OPEB plan assets was used to present value the projected benefit payments through the fiscal year ending June 30, 2025 and the Fidelity General Obligation 20-year Municipal Bond Index rate of 3.62%, as of June 30, 2018 (i.e. municipal bond rate), was used to present value the projected benefit payments for the remaining years in the projection. A municipal bond rate of 3.56% was used as of June 30, 2017. The total present value of projected benefit payments from all years was then used to determine the single rate of return that was used as the discount rate. The projection of future benefit payments for all current plan members was until the benefit payments ran out.

Sensitivity of the Center's Proportionate Share of the Net OPEB Liability to Changes in the Discount Rate and Changes in the Health Care Cost Trend Rates - The net OPEB liability is sensitive to changes in the discount rate and the health care cost trend rate. The following table presents the net OPEB liability of SERS, what SERS' net OPEB liability would be if it were calculated using a discount rate that is 1 percentage point lower (2.70%) and higher (4.70%) than the current discount rate (3.70%). Also shown is what SERS' net OPEB liability would be based on health care cost trend rates that are 1 percentage point lower (6.25% decreasing to 3.75%) and higher (8.25% decreasing to 5.75%) than the current rate.

	1% Decrease (2.70%)	Current Discount Rate (3.70%)	1% Increase (4.70%)
Center's proportionate share of the net OPEB liability	\$ 907,695	\$ 748,046	\$ 621,634

	1% Decrease (6.25 % decreasing to 3.75 %)	Current Trend Rate (7.25 % decreasing to 4.75 %)	1% Increase (8.25 % decreasing to 5.75 %)
Center's proportionate share of the net OPEB liability	\$ 603,536	\$ 748,046	\$ 939,403

**COLUMBIANA COUNTY CAREER AND TECHNICAL CENTER
COLUMBIANA COUNTY, OHIO**

NOTES TO THE BASIC FINANCIAL STATEMENTS
FOR THE FISCAL YEAR ENDED JUNE 30, 2019

NOTE 13 - DEFINED BENEFIT OPEB PLANS - (Continued)

Actuarial Assumptions - STRS

Key methods and assumptions used in the latest actuarial valuation, reflecting experience study results used in the July 1, 2018, actuarial valuation, compared with July 1, 2017, are presented below:

	July 1, 2018		July 1, 2017
Inflation	2.50%		2.50%
Projected salary increases	12.50% at age 20 to 2.50% at age 65		12.50% at age 20 to 2.50% at age 65
Investment rate of return	7.45%, net of investment expenses, including inflation		7.45%, net of investment expenses, including inflation
Payroll increases	3.00%		3.00%
Cost-of-living adjustments (COLA)	0.00%		0.00%, effective July 1, 2017
Discounted rate of return	7.45%		N/A
Blended discount rate of return	N/A		4.13%
Health care cost trends			6 to 11% initial, 4.50% ultimate
	Initial	Ultimate	
Medical			
Pre-Medicare	6.00%	4.00%	
Medicare	5.00%	4.00%	
Prescription Drug			
Pre-Medicare	8.00%	4.00%	
Medicare	-5.23%	4.00%	

Projections of benefits include the historical pattern of sharing benefit costs between the employers and retired plan members.

For healthy retirees the mortality rates are based on the RP-2014 Annuitant Mortality Table with 50% of rates through age 69, 70% of rates between ages 70 and 79, 90% of rates between ages 80 and 84, and 100% of rates thereafter, projected forward generationally using mortality improvement scale MP-2016. For disabled retirees, mortality rates are based on the RP-2014 Disabled Mortality Table with 90% of rates for males and 100% of rates for females, projected forward generationally using mortality improvement scale MP-2016.

Actuarial assumptions used in the June 30, 2018 valuation are based on the results of an actuarial experience study for the period July 1, 2011 through June 30, 2016.

Assumption Changes Since the Prior Measurement Date - The discount rate was increased from the blended rate of 4.13% to the long-term expected rate of return of 7.45% based on the methodology defined under GASB Statement No. 74, Financial Reporting for Postemployment Benefit Plans Other Than Pension Plans (OPEB). Valuation year per capita health care costs were updated.

Benefit Term Changes Since the Prior Measurement Date - The subsidy multiplier for non-Medicare benefit recipients was increased from 1.90% to 1.944% per year of service effective January 1, 2019. The non-Medicare frozen subsidy base premium was increased effective January 1, 2019 and all remaining Medicare Part B premium reimbursements will be discontinued beginning January 1, 2020.

**COLUMBIANA COUNTY CAREER AND TECHNICAL CENTER
COLUMBIANA COUNTY, OHIO**

NOTES TO THE BASIC FINANCIAL STATEMENTS
FOR THE FISCAL YEAR ENDED JUNE 30, 2019

NOTE 13 - DEFINED BENEFIT OPEB PLANS - (Continued)

STRS' investment consultant develops an estimate range for the investment return assumption based on the target allocation adopted by the Retirement Board. The target allocation and long-term expected rate of return for each major asset class are summarized as follows:

Asset Class	Target Allocation**	Long Term Expected Real Rate of Return *
Domestic Equity	28.00 %	7.35 %
International Equity	23.00	7.55
Alternatives	17.00	7.09
Fixed Income	21.00	3.00
Real Estate	10.00	6.00
Liquidity Reserves	1.00	2.25
Total	<u>100.00 %</u>	

*10-Year geometric nominal returns, which include the real rate of return and inflation of 2.25% and does not include investment expenses. Over a 30-year period, STRS' investment consultant indicates that the above target allocations should generate a return above the actuarial rate of return, without net value added by management.

** The Target Allocation percentage is effective as of July 1, 2017. Target weights will be phased in over a 24-month period concluding on July 1, 2019.

Discount Rate - The discount rate used to measure the total OPEB asset was 7.45% as of June 30, 2018. A discount rate used to measure the total OPEB liability was 4.13% as of June 30, 2017. The projection of cash flows used to determine the discount rate assumes STRS Ohio continues to allocate no employer contributions to the health care fund. Based on these assumptions, the OPEB plan's fiduciary net position was projected to be available to make all projected future benefit payments to current plan members. Therefore, the long-term expected rate of return on health care plan investments of 7.45% was used to measure the total OPEB asset as of June 30, 2018.

Sensitivity of the Center's Proportionate Share of the Net OPEB Asset to Changes in the Discount and Health Care Cost Trend Rate - The following table represents the net OPEB asset as of June 30, 2018, calculated using the current period discount rate assumption of 7.45%, as well as what the net OPEB asset would be if it were calculated using a discount rate that is one percentage point lower (6.45%) or one percentage point higher (8.45%) than the current assumption. Also shown is the net OPEB asset as if it were calculated using health care cost trend rates that are one percentage point lower or one percentage point higher than the current health care cost trend rates.

	1% Decrease (6.45%)	Current Discount Rate (7.45%)	1% Increase (8.45%)
Center's proportionate share of the net OPEB asset	\$ 386,642	\$ 451,109	\$ 505,290
	1% Decrease	Current Trend Rate	1% Increase
Center's proportionate share of the net OPEB asset	\$ 502,231	\$ 451,109	\$ 399,190

**COLUMBIANA COUNTY CAREER AND TECHNICAL CENTER
COLUMBIANA COUNTY, OHIO**

NOTES TO THE BASIC FINANCIAL STATEMENTS
FOR THE FISCAL YEAR ENDED JUNE 30, 2019

NOTE 14 - BUDGETARY BASIS OF ACCOUNTING

While reporting financial position, results of operations, and changes in fund balance on the basis of generally accepted accounting principles (GAAP), the budgetary basis as provided by law is based upon accounting for certain transactions on a basis of cash receipts and disbursements.

The statement of revenue, expenditures and changes in fund balance - budget and actual (non-GAAP budgetary basis) presented for the general fund is presented on the budgetary basis to provide a meaningful comparison of actual results with the budget. The major differences between the budget basis and the GAAP basis are that:

- (a) Revenues and other financing sources are recorded when received in cash (budget basis) as opposed to when susceptible to accrual (GAAP basis);
- (b) Expenditures and other financing uses are recorded when paid in cash (budget basis) as opposed to when the liability is incurred (GAAP basis);
- (c) In order to determine compliance with Ohio law, and to reserve that portion of the applicable appropriation, total outstanding encumbrances (budget basis) are recorded as the equivalent of an expenditure, as opposed to assigned or committed fund balance for that portion of outstanding encumbrances not already recognized as an account payable (GAAP basis);
- (d) Advances-in and advances-out are operating transactions (budget basis) as opposed to balance sheet transactions (GAAP basis); and,
- (e) Some funds are included in the general fund (GAAP basis) but have separate legally adopted budgets (budget basis).

The adjustments necessary to convert the results of operations for the year on the budget basis to the GAAP basis for the general fund and adult education fund are as follows:

Net Change in Fund Balance

	<u>General Fund</u>	<u>Adult Education</u>
Budget basis	\$ (238,890)	\$ (71,676)
Net adjustment for revenue accruals	46,288	(1,344)
Net adjustment for expenditure accruals	48,567	(2,776)
Net adjustment for other sources/uses	(27,830)	-
Funds budgeted elsewhere	(6,990)	-
Adjustment for encumbrances	<u>109,335</u>	<u>115,585</u>
GAAP basis	<u>\$ (69,520)</u>	<u>\$ 39,789</u>

Certain funds that are legally budgeted in separate special revenue funds are considered part of the general fund on a GAAP basis. This includes the special rotary fund and the public-school support fund.

**COLUMBIANA COUNTY CAREER AND TECHNICAL CENTER
COLUMBIANA COUNTY, OHIO**

NOTES TO THE BASIC FINANCIAL STATEMENTS
FOR THE FISCAL YEAR ENDED JUNE 30, 2019

NOTE 15 - CONTINGENCIES

A. Grants

The Center receives significant financial assistance from numerous federal, State and local agencies in the form of grants. The disbursement of funds received under these programs generally requires compliance with terms and conditions specified in the grant agreements and are subject to audit by the grantor agencies. Any disallowed claims resulting from such audits could become a liability of the Center. However, in the opinion of management, any such disallowed claims will not have a material effect on the financial position of the Center.

B. Litigation

The Center is involved in no material litigation as either plaintiff or defendant.

C. Foundation Funding

School District foundation funding is based on the annualized full-time equivalent (FTE) enrollment of each student. The Ohio Department of Education (ODE) is legislatively required to adjust/reconcile funding as enrollment information is updated by schools throughout the State, which can extend past the fiscal year end. As of the date of this report, additional ODE adjustments for fiscal year 2019 are not finalized. As a result, the impact of future FTE adjustments on the fiscal year 2019 financial statements is not determinable, at this time. Management believes this may result in either an additional receivable to, or a liability of, the Center.

NOTE 16 - SET-ASIDES

The Center is required by State law to annually set-aside certain general fund revenue amounts, as defined by statutory formula, for the acquisition and construction of capital improvements. Amounts not spent by the end of the fiscal year or offset by similarly restricted resources received during the year must be held in cash at fiscal year-end. This amount must be carried forward to be used for the same purpose in future years. Expenditures exceeding the set-aside requirement may not be carried forward to the next fiscal year.

The following cash-basis information describes the change in the fiscal year-end set-aside amount for capital improvements. Disclosure of this information is required by State statute.

	<u>Capital Improvements</u>
Set-aside balance June 30, 2018	\$ -
Current year set-aside requirement	64,821
Current year qualifying expenditures	(423,301)
Current year offsets	<u>(1,000,000)</u>
Total	<u>\$ (1,358,480)</u>
Balance carried forward to fiscal year 2020	<u>\$ -</u>
Set-aside balance June 30, 2019	<u>\$ -</u>

**COLUMBIANA COUNTY CAREER AND TECHNICAL CENTER
COLUMBIANA COUNTY, OHIO**

NOTES TO THE BASIC FINANCIAL STATEMENTS
FOR THE FISCAL YEAR ENDED JUNE 30, 2019

NOTE 17 - OTHER COMMITMENTS

The Center utilizes encumbrance accounting as part of its budgetary controls. Encumbrances outstanding at year-end are reservations of fund balance for subsequent-year expenditures and may be reported as part of restricted, committed, or assigned classifications of fund balance. At year end, the Center's commitments for encumbrances in the governmental funds were as follows:

<u>Fund Type</u>	<u>Year-End Encumbrances</u>
General fund	\$ 107,548
Adult education	108,252
Permanent improvement	906,346
Nonmajor governmental funds	<u>13,993</u>
Total	<u>\$ 1,136,139</u>

NOTE 18 - CONTRACTUAL COMMITMENTS

As of June 30, 2019, the Center had contractual commitments for the following project:

Classroom Addition:

<u>Contractor</u>	<u>Contractual Commitments</u>	<u>Amount Paid as of 6/30/2019</u>	<u>Amount Remaining on Contracts</u>
J. Herbert	\$ 853,650	\$ 184,680	\$ 668,970
J.P. Plumbing	33,500	-	33,500
Sodexo/Roth	267,300	-	267,300
B&J Electrical	166,055	-	166,055
Strollo Architects	94,500	85,806	8,694
Total	<u>\$ 1,415,005</u>	<u>\$ 270,486</u>	<u>\$ 1,144,519</u>

NOTE 19 - TAX ABATEMENTS ENTERED INTO BY OTHER GOVERNMENTS

Community Reinvestment Areas

The City East Liverpool, the Village of East Palestine, State Environmental Protection Agency (EPA), State Air Quality Development Authority and Columbiana County provide tax abatements through Community Reinvestment Areas (CRAs).

Under the authority of Ohio Revised Code (ORC) Section 3735.67, the CRA program is an economic development tool administered by municipal and county governments that provides real property tax exemptions for property owners who renovate existing or construct new buildings. CRA's are areas of land in which property owners can receive tax incentives for investing in real property improvements. Under the CRA program, local governments petition to the Ohio Development Services Agency (ODSA) for confirmation of a geographical area in which investment in housing is desired. Once an area is confirmed by the ODSA, local governments may offer real property tax exemptions to taxpayers that invest in that area. Property owners in the CRA can receive temporary tax abatements for renovation of existing structures and new construction in these areas. Property owners apply to the local legislative authority for approval to renovate or construct in the CRA. Upon approval and certification of completion, the amount of the abatement is deducted from the individual or entity's property tax bill.

**COLUMBIANA COUNTY CAREER AND TECHNICAL CENTER
COLUMBIANA COUNTY, OHIO**

NOTES TO THE BASIC FINANCIAL STATEMENTS
FOR THE FISCAL YEAR ENDED JUNE 30, 2019

NOTE 19 - TAX ABATEMENTS ENTERED INTO BY OTHER GOVERNMENTS - (Continued)

The CRA agreements entered into by the City East Liverpool, the Village of East Palestine, State Environmental Protection Agency (EPA), State Air Quality Development Authority and Columbiana County affect the property tax receipts collected and distributed to the Center. Under these agreements, the Center's property taxes were reduced by \$8,661.

Enterprise Zones

Columbiana County entered into property tax abatement agreements with local businesses under Enterprise Zone tax abatement agreements. Enterprise zones are designated areas of land in which businesses can receive tax incentives in the form of tax exemptions on eligible new investment. The Enterprise Zone Program provides tax exemptions for a portion of the value of new real property when the investment is made in conjunction with a project that includes job creation or job retention. These tax abatements reduce assessed value by a percentage agreed upon by all parties that authorize these types of agreements. The agreements affect the property tax receipts collected and distributed to the Center. Under the agreements, the Center's property taxes were reduced by \$7,323 during fiscal year 2019.

THIS PAGE IS INTENTIONALLY LEFT BLANK

REQUIRED SUPPLEMENTARY INFORMATION

**COLUMBIANA CAREER CENTER
COLUMBIANA COUNTY, OHIO**

SCHEDULES OF REQUIRED SUPPLEMENTARY INFORMATION

SCHEDULE OF THE CENTER'S PROPORTIONATE SHARE OF
THE NET PENSION LIABILITY
SCHOOL EMPLOYEES RETIREMENT SYSTEM (SERS) OF OHIO

	LAST SIX FISCAL YEARS			
	2019	2018	2017	2016
Center's proportion of the net pension liability	0.02880620%	0.02896230%	0.02852100%	0.02928920%
Center's proportionate share of the net pension liability	\$ 1,649,784	\$ 1,730,433	\$ 2,087,474	\$ 1,671,270
Center's covered payroll	\$ 962,081	\$ 940,386	\$ 890,100	\$ 881,760
Center's proportionate share of the net pension liability as a percentage of its covered payroll	171.48%	184.01%	234.52%	189.54%
Plan fiduciary net position as a percentage of the total pension liability	71.36%	69.50%	62.98%	69.16%

Note: Information prior to 2014 was unavailable. Schedule is intended to show information for 10 years. Additional years will be displayed as they become available.

Amounts presented for each fiscal year were determined as of the Center's measurement date which is the prior year-end.

SEE ACCOMPANYING NOTES TO THE REQUIRED SUPPLEMENTARY INFORMATION

<u>2015</u>	<u>2014</u>
0.02568500%	0.02568500%
\$ 1,299,903	\$ 1,527,405
\$ 746,349	\$ 710,238
174.17%	215.06%
71.70%	65.52%

**COLUMBIANA CAREER CENTER
COLUMBIANA COUNTY, OHIO**

SCHEDULES OF REQUIRED SUPPLEMENTARY INFORMATION

SCHEDULE OF THE CENTER'S PROPORTIONATE SHARE OF
THE NET PENSION LIABILITY
STATE TEACHERS RETIREMENT SYSTEM (STRS) OF OHIO

	LAST SIX FISCAL YEARS			
	2019	2018	2017	2016
Center's proportion of the net pension liability	0.02807327%	0.02742492%	0.02805938%	0.02758929%
Center's proportionate share of the net pension liability	\$ 6,172,682	\$ 6,514,849	\$ 9,392,320	\$ 7,624,873
Center's covered payroll	\$ 3,229,479	\$ 3,017,850	\$ 2,950,629	\$ 2,878,479
Center's proportionate share of the net pension liability as a percentage of its covered payroll	191.14%	215.88%	318.32%	264.89%
Plan fiduciary net position as a percentage of the total pension liability	77.31%	75.30%	66.80%	72.10%

Note: Information prior to 2014 was unavailable. Schedule is intended to show information for 10 years. Additional years will be displayed as they become available.

Amounts presented for each fiscal year were determined as of the Center's measurement date which is the prior year-end.

SEE ACCOMPANYING NOTES TO THE REQUIRED SUPPLEMENTARY INFORMATION

<u>2015</u>	<u>2014</u>
0.02798677%	0.02798677%
\$ 6,807,351	\$ 8,108,872
\$ 2,859,469	\$ 3,116,046
238.06%	260.23%
74.70%	69.30%

**COLUMBIANA CAREER CENTER
COLUMBIANA COUNTY, OHIO**

SCHEDULES OF REQUIRED SUPPLEMENTARY INFORMATION

SCHEDULE OF CENTER PENSION CONTRIBUTIONS
SCHOOL EMPLOYEES RETIREMENT SYSTEM (SERS) OF OHIO

	LAST TEN FISCAL YEARS			
	<u>2019</u>	<u>2018</u>	<u>2017</u>	<u>2016</u>
Contractually required contribution	\$ 137,266	\$ 129,881	\$ 131,654	\$ 124,614
Contributions in relation to the contractually required contribution	<u>(137,266)</u>	<u>(129,881)</u>	<u>(131,654)</u>	<u>(124,614)</u>
Contribution deficiency (excess)	<u>\$ -</u>	<u>\$ -</u>	<u>\$ -</u>	<u>\$ -</u>
Center's covered payroll	\$ 1,016,785	\$ 962,081	\$ 940,386	\$ 890,100
Contributions as a percentage of covered payroll	13.50%	13.50%	14.00%	14.00%

SEE ACCOMPANYING NOTES TO THE REQUIRED SUPPLEMENTARY INFORMATION

<u>2015</u>	<u>2014</u>	<u>2013</u>	<u>2012</u>	<u>2011</u>	<u>2010</u>
\$ 116,216	\$ 103,444	\$ 98,297	\$ 95,753	\$ 91,023	\$ 95,736
<u>(116,216)</u>	<u>(103,444)</u>	<u>(98,297)</u>	<u>(95,753)</u>	<u>(91,023)</u>	<u>(95,736)</u>
<u>\$ -</u>	<u>\$ -</u>	<u>\$ -</u>	<u>\$ -</u>	<u>\$ -</u>	<u>\$ -</u>
\$ 881,760	\$ 746,349	\$ 710,238	\$ 711,918	\$ 724,129	\$ 707,061
13.18%	13.86%	13.84%	13.45%	12.57%	13.54%

**COLUMBIANA CAREER CENTER
COLUMBIANA COUNTY, OHIO**

SCHEDULES OF REQUIRED SUPPLEMENTARY INFORMATION

SCHEDULE OF CENTER PENSION CONTRIBUTIONS
STATE TEACHERS RETIREMENT SYSTEM (STRS) OF OHIO

	LAST TEN FISCAL YEARS			
	<u>2019</u>	<u>2018</u>	<u>2017</u>	<u>2016</u>
Contractually required contribution	\$ 459,344	\$ 452,127	\$ 422,499	\$ 413,088
Contributions in relation to the contractually required contribution	<u>(459,344)</u>	<u>(452,127)</u>	<u>(422,499)</u>	<u>(413,088)</u>
Contribution deficiency (excess)	<u>\$ -</u>	<u>\$ -</u>	<u>\$ -</u>	<u>\$ -</u>
Center's covered payroll	\$ 3,281,029	\$ 3,229,479	\$ 3,017,850	\$ 2,950,629
Contributions as a percentage of covered payroll	14.00%	14.00%	14.00%	14.00%

SEE ACCOMPANYING NOTES TO THE REQUIRED SUPPLEMENTARY INFORMATION

<u>2015</u>	<u>2014</u>	<u>2013</u>	<u>2012</u>	<u>2011</u>	<u>2010</u>
\$ 402,987	\$ 371,731	\$ 405,086	\$ 367,456	\$ 359,753	\$ 347,366
<u>(402,987)</u>	<u>(371,731)</u>	<u>(405,086)</u>	<u>(367,456)</u>	<u>(359,753)</u>	<u>(347,366)</u>
<u>\$ -</u>	<u>\$ -</u>	<u>\$ -</u>	<u>\$ -</u>	<u>\$ -</u>	<u>\$ -</u>
\$ 2,878,479	\$ 2,859,469	\$ 3,116,046	\$ 2,826,585	\$ 2,767,331	\$ 2,672,046
14.00%	13.00%	13.00%	13.00%	13.00%	13.00%

**COLUMBIANA CAREER CENTER
COLUMBIANA COUNTY, OHIO**

SCHEDULES OF REQUIRED SUPPLEMENTARY INFORMATION

SCHEDULE OF THE CENTER'S PROPORTIONATE SHARE OF
THE NET OPEB LIABILITY
SCHOOL EMPLOYEES RETIREMENT SYSTEM (SERS) OF OHIO

LAST THREE FISCAL YEARS

	<u>2019</u>	<u>2018</u>	<u>2017</u>
Center's proportion of the net OPEB liability	0.02696370%	0.02767940%	0.02696072%
Center's proportionate share of the net OPEB liability	\$ 748,046	\$ 742,842	\$ 768,480
Center's covered payroll	\$ 962,081	\$ 940,386	\$ 890,100
Center's proportionate share of the net OPEB liability as a percentage of its covered payroll	77.75%	78.99%	86.34%
Plan fiduciary net position as a percentage of the total OPEB liability	13.57%	12.46%	11.49%

Note: Information prior to 2017 was unavailable. Schedule is intended to show information for 10 years. Additional years will be displayed as they become available.

Amounts presented for each fiscal year were determined as of the Center's measurement date which is the prior year-end.

SEE ACCOMPANYING NOTES TO THE REQUIRED SUPPLEMENTARY INFORMATION

**COLUMBIANA CAREER CENTER
COLUMBIANA COUNTY, OHIO**

SCHEDULES OF REQUIRED SUPPLEMENTARY INFORMATION

SCHEDULE OF THE CENTER'S PROPORTIONATE SHARE OF
THE NET OPEB LIABILITY/ASSET
STATE TEACHERS RETIREMENT SYSTEM (STRS) OF OHIO

LAST THREE FISCAL YEARS

	<u>2019</u>	<u>2018</u>	<u>2017</u>
Center's proportion of the net OPEB liability/asset	0.02807327%	0.02742492%	0.02805938%
Center's proportionate share of the net OPEB liability/(asset)	\$ (451,109)	\$ 1,070,019	\$ 1,500,623
Center's covered payroll	\$ 3,229,479	\$ 3,017,850	\$ 2,950,629
Center's proportionate share of the net OPEB liability/asset as a percentage of its covered payroll	13.97%	35.46%	50.86%
Plan fiduciary net position as a percentage of the total OPEB liability/asset	176.00%	47.10%	37.30%

Note: Information prior to 2017 was unavailable. Schedule is intended to show information for 10 years. Additional years will be displayed as they become available.

Amounts presented for each fiscal year were determined as of the Center's measurement date which is the prior year-end.

SEE ACCOMPANYING NOTES TO THE REQUIRED SUPPLEMENTARY INFORMATION

**COLUMBIANA CAREER CENTER
COLUMBIANA COUNTY, OHIO**

SCHEDULES OF REQUIRED SUPPLEMENTARY INFORMATION

SCHEDULE OF CENTER OPEB CONTRIBUTIONS
SCHOOL EMPLOYEES RETIREMENT SYSTEM (SERS) OF OHIO

	LAST TEN FISCAL YEARS			
	<u>2019</u>	<u>2018</u>	<u>2017</u>	<u>2016</u>
Contractually required contribution	\$ 13,325	\$ 9,339	\$ 7,173	\$ 5,309
Contributions in relation to the contractually required contribution	<u>(13,325)</u>	<u>(9,339)</u>	<u>(7,173)</u>	<u>(5,309)</u>
Contribution deficiency (excess)	<u>\$ -</u>	<u>\$ -</u>	<u>\$ -</u>	<u>\$ -</u>
Center's covered payroll	\$ 1,016,785	\$ 962,081	\$ 940,386	\$ 890,100
Contributions as a percentage of covered payroll	0.50%	0.50%	0.00%	0.00%

SEE ACCOMPANYING NOTES TO THE REQUIRED SUPPLEMENTARY INFORMATION

<u>2015</u>	<u>2014</u>	<u>2013</u>	<u>2012</u>	<u>2011</u>	<u>2010</u>
\$ 10,174	\$ 3,680	\$ 11,664	\$ 15,120	\$ 34,871	\$ 29,145
<u>(10,174)</u>	<u>(3,680)</u>	<u>(11,664)</u>	<u>(15,120)</u>	<u>(34,871)</u>	<u>(29,145)</u>
<u>\$ -</u>	<u>\$ -</u>	<u>\$ -</u>	<u>\$ -</u>	<u>\$ -</u>	<u>\$ -</u>
\$ 881,760	\$ 746,349	\$ 710,238	\$ 711,918	\$ 724,129	\$ 707,061
0.82%	0.14%	0.16%	0.55%	1.43%	0.46%

**COLUMBIANA CAREER CENTER
COLUMBIANA COUNTY, OHIO**

SCHEDULES OF REQUIRED SUPPLEMENTARY INFORMATION

SCHEDULE OF CENTER OPEB CONTRIBUTIONS
STATE TEACHERS RETIREMENT SYSTEM (STRS) OF OHIO

	LAST TEN FISCAL YEARS			
	<u>2019</u>	<u>2018</u>	<u>2017</u>	<u>2016</u>
Contractually required contribution	\$ -	\$ -	\$ -	\$ -
Contributions in relation to the contractually required contribution	<u>-</u>	<u>-</u>	<u>-</u>	<u>-</u>
Contribution deficiency (excess)	<u>\$ -</u>	<u>\$ -</u>	<u>\$ -</u>	<u>\$ -</u>
Center's covered payroll	\$ 3,281,029	\$ 3,229,479	\$ 3,017,850	\$ 2,950,629
Contributions as a percentage of covered payroll	0.00%	0.00%	0.00%	0.00%

SEE ACCOMPANYING NOTES TO THE REQUIRED SUPPLEMENTARY INFORMATION

<u>2015</u>	<u>2014</u>	<u>2013</u>	<u>2012</u>	<u>2011</u>	<u>2010</u>
\$ -	\$ 28,838	\$ 28,935	\$ 26,247	\$ 25,697	\$ 24,812
-	(28,838)	(28,935)	(26,247)	(25,697)	(24,812)
<u>\$ -</u>	<u>\$ -</u>	<u>\$ -</u>	<u>\$ -</u>	<u>\$ -</u>	<u>\$ -</u>
\$ 2,878,479	\$ 2,859,469	\$ 3,116,046	\$ 2,826,585	\$ 2,767,331	\$ 2,672,046
0.00%	1.00%	1.00%	1.00%	1.00%	1.00%

**COLUMBIANA CAREER CENTER
COLUMBIANA COUNTY, OHIO**

NOTES TO THE REQUIRED SUPPLEMENTARY INFORMATION
FOR THE FISCAL YEAR ENDED JUNE 30, 2019

PENSION

SCHOOL EMPLOYEES RETIREMENT SYSTEM (SERS) OF OHIO

Changes in benefit terms: There were no changes in benefit terms from the amounts reported for fiscal years 2014-2017. For fiscal year 2018, SERS changed from a fixed 3% annual increase to a Cost of Living Adjustment (COLA) based on the changes in the Consumer Price Index (CPI-W), with a cap of 2.5% and a floor of 0%. There were no changes in benefit terms from the amounts previously reported for fiscal year 2019.

Changes in assumptions: There were no changes in methods and assumptions used in the calculation of actuarial determined contributions for fiscal years 2014-2016. For fiscal year 2017, the following changes of assumptions affected the total pension liability since the prior measurement date: (a) the assumed rate of inflation was reduced from 3.25% to 3.00%, (b) payroll growth assumption was reduced from 4.00% to 3.50%, (c) assumed real wage growth was reduced from 0.75% to 0.50%, (d) Rates of withdrawal, retirement and disability were updated to reflect recent experience, (e) mortality among active members was updated to RP-2014 Blue Collar Mortality Table with fully generational projection and a five year age set-back for both males and females, (f) mortality among service retired members, and beneficiaries was updated to the following RP-2014 Blue Collar Mortality Table with fully generational projection with Scale BB, 120% of male rates, and 110% of female rates, (g) mortality among disabled members was updated to RP-2000 Disabled Mortality Table, 90% for male rates and 100% for female rates, set back five years is used for the period after disability retirement and (h) the discount rate was reduced from 7.75% to 7.50%. There were no changes in methods and assumptions used in the calculation of actuarial determined contributions for fiscal years 2018-2019.

STATE TEACHERS RETIREMENT SYSTEM (STRS) OF OHIO

Changes in benefit terms: There were no changes in benefit terms from the amounts reported for fiscal years 2014-2017. For fiscal year 2018, STRS decreased the Cost of Living Adjustment (COLA) to zero. There were no changes in benefit terms from amounts previously reported for fiscal year 2019.

Changes in assumptions: There were no changes in methods and assumptions used in the calculation of actuarial determined contributions for fiscal years 2014-2017. For fiscal year 2018, the following changes of assumption affected the total pension liability since the prior measurement date: (a) the long term expected rate of return was reduced from 7.75% to 7.45%, (b) the inflation assumption was lowered from 2.75% to 2.50%, (c) the payroll growth assumption was lowered to 3.00%, (d) total salary increases rate was lowered by decreasing the merit component of the individual salary increases, in addition to a decrease of 0.25% due to lower inflation (e) the healthy and disabled mortality assumptions were updated to the RP-2014 mortality tables with generational improvement scale MP-2016 and (f) rates of retirement, termination and disability were modified to better reflect anticipated future experience. There were no changes in methods and assumptions used in the calculation of actuarial determined contributions for fiscal year 2019.

(Continued)

**COLUMBIANA CAREER CENTER
COLUMBIANA COUNTY, OHIO**

NOTES TO THE REQUIRED SUPPLEMENTARY INFORMATION (CONTINUED)
FOR THE FISCAL YEAR ENDED JUNE 30, 2019

OTHER POSTEMPLOYMENT BENEFITS (OPEB)

SCHOOL EMPLOYEES RETIREMENT SYSTEM (SERS) OF OHIO

Changes in benefit terms: There were no changes in benefit terms from the amounts previously reported for fiscal years 2017-2019.

Changes in assumptions: There were no changes in methods and assumptions used in the calculation of actuarial determined contributions for fiscal year 2017. For fiscal year 2018, the following changes of assumptions affected the total OPEB liability since the prior measurement date: (a) assumed rate of inflation was reduced from 3.25% to 3.00%, (b) payroll growth assumption was reduced from 4.00% to 3.50%, (c) assumed real wage growth was reduced from 0.75% to 0.50%, (d) rates of withdrawal, retirement, and disability were updated to reflect recent experience, (e) mortality among active members was updated to the following: RP-2014 Blue Collar Mortality Table with fully generational projection and a five-year age set-back for both males and females, (f) mortality among service retired members, and beneficiaries was updated to the following: RP-2014 Blue Collar Mortality Table with fully generational projection with Scale BB, 120% of male rates, and 110% of female rates, (g) mortality among disabled members was updated to the following: RP-2000 Disabled Mortality Table, 90% for male rates and 100% for female rates, set back five years is used for the period after disability retirement, (h) the municipal bond index rate increased from 2.92% to 3.56% and (i) the single equivalent interest rate, net of plan investment expense, including price inflation increased from 2.98% to 3.63%. For fiscal year 2019, the following changes of assumptions affected the total OPEB liability since the prior measurement date: (a) the discount rate increased from 3.63% to 3.70%, (b) the health care cost trend rate for Medicare were changed from a range of 5.50%-5.00% to a range of 5.375%-4.75% and Pre-Medicare were changed from a range of 7.50%-5.00% to a range of 7.25%-4.75%, (c) the municipal bond index rate increased from 3.56% to 3.62% and (i) the single equivalent interest rate, net of plan investment expense, including price inflation increased from 3.63% to 3.70%.

STATE TEACHERS RETIREMENT SYSTEM (STRS) OF OHIO

Changes in benefit terms: There were no changes in benefit terms from the amounts previously reported for fiscal year 2017. For fiscal year 2018, STRS reduced the subsidy multiplier for non-Medicare benefit recipients from 2.1% to 1.9% per year of service. Medicare Part B premium reimbursements were discontinued for certain survivors and beneficiaries and all remaining Medicare Part B premium reimbursements will be discontinued beginning January 2019. For fiscal year 2019, STRS increased the subsidy multiplier for non-Medicare benefit recipients from 1.9% to 1.944% per year of service effective January 1, 2019. The non-Medicare frozen subsidy base premium was increased January 1, 2019 and all remaining Medicare Part B premium reimbursements will be discontinued beginning January 1, 2020.

Changes in assumptions: There were no changes in methods and assumptions used in the calculation of actuarial determined contributions for fiscal year 2017. For fiscal year 2018, the following changes of assumption affected the total OPEB liability since the prior measurement date: (a) the discount rate was increased from 3.26% to 4.13% based on the methodology defined under GASB Statement No. 74, Financial Reporting for Postemployment Benefit Plans Other Than Pension Plans (OPEB), (b) the long term expected rate of return was reduced from 7.75% to 7.45%, (c) valuation year per capita health care costs were updated, and the salary scale was modified, (d) the percentage of future retirees electing each option was updated based on current data and the percentage of future disabled retirees and terminated vested participants electing health coverage were decreased and (e) the assumed mortality, disability, retirement, withdrawal and future health care cost trend rates were modified along with the portion of rebated prescription drug costs. For fiscal year 2019, the following changes of assumptions affected the total OPEB liability since the prior measurement date: (a) the discount rate was increased from the blended rate of 4.13% to the long-term expected rate of return of 7.45% based on the methodology defined under GASB Statement No. 74, Financial Reporting for Postemployment Benefit Plans Other Than Pension Plans (OPEB) and (b) decrease in trend rates from 6.00%-11.00 initial; 4.50% ultimate down to Medical Pre-Medicare 6.00% and Medicare 5.00% initial; 4.00% ultimate and Prescription Drug Pre-Medicare 8.00% and Medicare (5.23%) initial; 4.00% ultimate.

This page intentionally left blank.

**COLUMBIANA COUNTY CAREER AND TECHNICAL CENTER
COLUMBIANA COUNTY**

**SCHEDULE OF RECEIPTS AND EXPENDITURES OF FEDERAL AWARDS
FOR THE YEAR ENDED JUNE 30, 2019**

FEDERAL GRANTOR Pass Through Grantor Program / Cluster Title	Federal CFDA Number	Grant Year	Total Federal Receipts	Total Federal Expenditures
U.S. DEPARTMENT OF AGRICULTURE				
<i>Passed Through Ohio Department of Education</i>				
Child Nutrition Cluster:				
Non-Cash Assistance (Food Distribution)	10.555	2019	\$ 11,974	\$ 11,974
Cash Assistance:				
National School Breakfast Program	10.553	2019	31,669	31,669
National School Lunch Program	10.555	2019	63,016	63,016
Cash Assistance Subtotal			<u>94,685</u>	<u>94,685</u>
Total U.S. Department of Agriculture - Nutrition Cluster (Cash and Non-cash)			<u>106,659</u>	<u>106,659</u>
U.S. DEPARTMENT OF EDUCATION				
<i>Direct Programs</i>				
Student Financial Aid Cluster:				
Federal Pell Grant Program	84.063	2019	599,833	599,833
Federal Direct Student Loans	84.268	2019	840,658	840,658
Total Student Financial Aid Cluster			<u>1,440,491</u>	<u>1,440,491</u>
<i>Passed Through Ohio Department of Education:</i>				
Adult Education - Basic Grants to States	84.002	2018	20,330	830
		2019	<u>114,198</u>	<u>118,335</u>
Total Adult Education - Basic Grants to States			134,528	119,165
Career and Technical Education - Basic Grants to States				
Perkins Secondary	84.048	2018	2,138	
Perkins Secondary		2019	<u>170,834</u>	<u>177,131</u>
Total Perkins Secondary			172,972	177,131
Perkins Adult	84.048	2018	6,735	
Perkins Adult		2019	<u>110,672</u>	<u>113,573</u>
Total Perkins Adult			117,407	113,573
Total Career and Technical Education - Basic Grants to States			<u>424,907</u>	<u>409,869</u>
Total U.S. Department of Education			<u>1,865,398</u>	<u>1,850,360</u>
Total Receipts and Expenditures of Federal Awards			<u>\$1,972,057</u>	<u>\$1,957,019</u>

The accompanying notes are an integral part of this schedule.

**COLUMBIANA COUNTY CAREER AND TECHNICAL CENTER
COLUMBIANA COUNTY**

**NOTES TO THE SCHEDULE OF RECEIPTS AND EXPENDITURES OF FEDERAL AWARDS
2 CFR 200.510(b)(6)
FOR THE YEAR ENDED JUNE 30, 2019**

NOTE A – BASIS OF PRESENTATION

The accompanying Schedule of Receipts and Expenditures of Federal Awards (the Schedule) includes the federal award activity of Columbiana County Career and Technical Center (the Center) under programs of the federal government for the year ended June 30, 2019. The information on this Schedule is prepared in accordance with the requirements of Title 2 U.S. Code of Federal Regulations Part 200, *Uniform Administrative Requirements, Cost Principles, and Audit Requirements for Federal Awards* (Uniform Guidance). Because the Schedule presents only a selected portion of the operations of the Center, it is not intended to and does not present the financial position, changes in net position of the Center.

NOTE B – SUMMARY OF SIGNIFICANT ACCOUNTING POLICIES

Expenditures reported on the Schedule are reported on the cash basis of accounting. Such expenditures are recognized following the cost principles contained in Uniform Guidance wherein certain types of expenditures may or may not be allowable or may be limited as to reimbursement.

NOTE C – INDIRECT COST RATE

The Center has elected to use the 10-percent de minimis indirect cost rate as allowed under the Uniform Guidance.

NOTE D - CHILD NUTRITION CLUSTER

The Center commingles cash receipts from the U.S. Department of Agriculture with similar State grants. When reporting expenditures on this Schedule, the Center assumes it expends federal monies first.

NOTE E – FOOD DONATION PROGRAM

The Center reports commodities consumed on the Schedule at the entitlement value. The Center allocated donated food commodities to the respective program that benefitted from the use of those donated food commodities.

OHIO AUDITOR OF STATE KEITH FABER



101 Central Plaza South
700 Chase Tower
Canton, Ohio 44702-1509
(330) 438-0617 or (800) 443-9272
EastRegion@ohioauditor.gov

INDEPENDENT AUDITOR'S REPORT ON INTERNAL CONTROL OVER FINANCIAL REPORTING AND ON COMPLIANCE AND OTHER MATTERS REQUIRED BY GOVERNMENT AUDITING STANDARDS

Columbiana County Career and Technical Center
Columbiana County
9364 State Route 45
Lisbon, Ohio 44432

To the Board of Education:

We have audited, in accordance with auditing standards generally accepted in the United States and the Comptroller General of the United States' *Government Auditing Standards*, the financial statements of the governmental activities, each major fund, and the aggregate remaining fund information of the Columbiana County Career and Technical Center, Columbiana County, (the Center) as of and for the year ended June 30, 2019, and the related notes to the financial statements, which collectively comprise the Center's basic financial statements and have issued our report thereon December 17, 2019.

Internal Control Over Financial Reporting

As part of our financial statement audit, we considered the Center's internal control over financial reporting (internal control) to determine the audit procedures appropriate in the circumstances to the extent necessary to support our opinions on the financial statements, but not to the extent necessary to opine on the effectiveness of the Center's internal control. Accordingly, we have not opined on it.

A deficiency in internal control exists when the design or operation of a control does not allow management or employees, when performing their assigned functions, to prevent, or detect and timely correct misstatements. *A material weakness* is a deficiency, or combination of internal control deficiencies resulting in a reasonable possibility that internal control will not prevent or detect and timely correct a material misstatement of the Center's financial statements. *A significant deficiency* is a deficiency, or a combination of deficiencies, in internal control that is less severe than a material weakness, yet important enough to merit attention by those charged with governance.

Our consideration of internal control was for the limited purpose described in the first paragraph of this section and was not designed to identify all internal control deficiencies that might be material weaknesses or significant deficiencies. Given these limitations, we did not identify any deficiencies in internal control that we consider material weaknesses. However, unidentified material weaknesses may exist.

Compliance and Other Matters

As part of reasonably assuring whether the Center's financial statements are free of material misstatement, we tested its compliance with certain provisions of laws, regulations, contracts, and grant agreements, noncompliance with which could directly and materially affect the determination of financial statement amounts. However, opining on compliance with those provisions was not an objective of our audit and accordingly, we do not express an opinion. The results of our tests disclosed no instances of noncompliance or other matters we must report under *Government Auditing Standards*.

Purpose of this Report

This report only describes the scope of our internal control and compliance testing and our testing results, and does not opine on the effectiveness of the Center's internal control or on compliance. This report is an integral part of an audit performed under *Government Auditing Standards* in considering the Center's internal control and compliance. Accordingly, this report is not suitable for any other purpose.



Keith Faber
Auditor of State

Columbus, Ohio

December 17, 2019

OHIO AUDITOR OF STATE KEITH FABER



101 Central Plaza South
700 Chase Tower
Canton, Ohio 44702-1509
(330) 438-0617 or (800) 443-9272
EastRegion@ohioauditor.gov

INDEPENDENT AUDITOR'S REPORT ON COMPLIANCE WITH REQUIREMENTS APPLICABLE TO THE MAJOR FEDERAL PROGRAM AND ON INTERNAL CONTROL OVER COMPLIANCE REQUIRED BY THE UNIFORM GUIDANCE

Columbiana County Career and Technical Center
Columbiana County
9364 State Route 45
Lisbon, Ohio 44432

To the Board of Education:

Report on Compliance for the Major Federal Program

We have audited the Columbiana County Career and Technical Center's (the Center) compliance with the applicable requirements described in the U.S. Office of Management and Budget (OMB) *Compliance Supplement* that could directly and materially affect the Columbiana County Career and Technical Center's major federal program for the year ended June 30, 2019. The *Summary of Auditor's Results* in the accompanying schedule of findings identifies the Center's major federal program.

Management's Responsibility

The Center's Management is responsible for complying with federal statutes, regulations, and the terms and conditions of its federal awards applicable to its federal program.

Auditor's Responsibility

Our responsibility is to opine on the Center's compliance for the Center's major federal program based on our audit of the applicable compliance requirements referred to above. Our compliance audit followed auditing standards generally accepted in the United States of America; the standards for financial audits included in the Comptroller General of the United States' *Government Auditing Standards*; and the audit requirements of Title 2 U.S. *Code of Federal Regulations* Part 200, *Uniform Administrative Requirements, Cost Principles, and Audit Requirements for Federal Awards* (Uniform Guidance). These standards and the Uniform Guidance require us to plan and perform the audit to reasonably assure whether noncompliance with the applicable compliance requirements referred to above that could directly and materially affect a major federal program occurred. An audit includes examining, on a test basis, evidence about the Center's compliance with those requirements and performing such other procedures as we considered necessary in the circumstances.

We believe our audit provides a reasonable basis for our compliance opinion on the Center's major program. However, our audit does not provide a legal determination of the Center's compliance.

Basis for Qualified Opinion on Student Financial Aid Cluster

As described in Findings 2019-001 and 2019-002 in the accompanying schedule of findings, the Center did not comply with requirements regarding the following:

Finding #	CFDA #	Program Name	Compliance Requirement
2019-001	84.268 and 84.063	Student Financial Aid Cluster	Eligibility
2019-002	84.268 and 84.063	Student Financial Aid Cluster	Verification

Compliance with these requirements is necessary, in our opinion, for the Center to comply with the requirements applicable to this program.

Qualified Opinion on Student Financial Assistance

In our opinion, except for the noncompliance described in the *Basis for Qualified Opinion on Student Financial Aid Cluster* paragraph, Columbiana County Career and Technical Center complied, in all material respects, with the requirements referred to above that could directly and materially affect its *Student Financial Aid Cluster* for the year ended June 30, 2019.

Other Matters

The Center's responses to our noncompliance findings are described in the accompanying schedule of findings and corrective action plan. We did not subject the Center's responses to the auditing procedures applied in the audit of compliance and, accordingly, we express no opinion on them.

Report on Internal Control Over Compliance

The Center's management is responsible for establishing and maintaining effective internal control over compliance with the applicable compliance requirements referred to above. In planning and performing our compliance audit, we considered the Center's internal control over compliance with the applicable requirements that could directly and materially affect a major federal program, to determine our auditing procedures appropriate for opining on each major federal program's compliance and to test and report on internal control over compliance in accordance with the Uniform Guidance, but not to the extent needed to opine on the effectiveness of internal control over compliance. Accordingly, we have not opined on the effectiveness of the Center's internal control over compliance.

A deficiency in internal control over compliance exists when the design or operation of a control over compliance does not allow management or employees, when performing their assigned functions, to prevent, or to timely detect and correct, noncompliance with a federal program's applicable compliance requirement. A *material weakness in internal control over compliance* is a deficiency, or combination of deficiencies, in internal control over compliance, such that there is a reasonable possibility that material noncompliance with a federal program compliance requirement will not be prevented, or timely detected and corrected. A *significant deficiency in internal control over compliance* is a deficiency, or a combination of deficiencies, in internal control over compliance with federal program's applicable compliance requirement that is less severe than a material weakness in internal control over compliance, yet important enough to merit attention by those charged with governance.

Our consideration of internal control over compliance was for the limited purpose described in the first paragraph of this section and was not designed to identify all deficiencies in internal control over compliance that might be material weaknesses or significant deficiencies. Therefore, we cannot assure we have identified all deficiencies in internal control over compliance that might be material weaknesses or significant deficiencies. However, we identified certain deficiencies in internal control over compliance that we consider to be material weaknesses, described in the accompanying schedule of findings as items 2019-001 and 2019-002.

The Center's responses to our internal control over compliance findings are described in the accompanying schedule of findings and corrective action plan. We did not subject the Center's responses to the auditing procedures applied in the audit of compliance and, accordingly, we express no opinion on them.

This report only describes the scope of our internal control over compliance tests and the results of this testing based on Uniform Guidance requirements. Accordingly, this report is not suitable for any other purpose.



Keith Faber
Auditor of State

Columbus, Ohio

December 17, 2019

This page intentionally left blank.

**COLUMBIANA COUNTY CAREER AND TECHNICAL CENTER
COLUMBIANA COUNTY**

**SCHEDULE OF FINDINGS AND QUESTIONED COSTS
2 CFR § 200.515
JUNE 30, 2019**

1. SUMMARY OF AUDITOR'S RESULTS

(d)(1)(i)	Type of Financial Statement Opinion	Unmodified
(d)(1)(ii)	Were there any material weaknesses in internal control reported at the financial statement level (GAGAS)?	No
(d)(1)(ii)	Were there any significant deficiencies in internal control reported at the financial statement level (GAGAS)?	No
(d)(1)(iii)	Was there any reported material noncompliance at the financial statement level (GAGAS)?	No
(d)(1)(iv)	Were there any material weaknesses in internal control reported for major federal programs?	Yes
(d)(1)(iv)	Were there any significant deficiencies in internal control reported for major federal programs?	No
(d)(1)(v)	Type of Major Programs' Compliance Opinion	Qualified
(d)(1)(vi)	Are there any reportable findings under 2 CFR § 200.516(a)?	Yes
(d)(1)(vii)	Major Programs (list):	Student Financial Aid Cluster: Federal Direct Loans CFDA #84.268 Federal Pell Grant Program CFDA #84.063
(d)(1)(viii)	Dollar Threshold: Type A/B Programs	Type A: > \$ 750,000 Type B: all others
(d)(1)(ix)	Low Risk Auditee under 2 CFR § 200.520?	Yes

**2. FINDINGS RELATED TO THE FINANCIAL STATEMENTS
REQUIRED TO BE REPORTED IN ACCORDANCE WITH GAGAS**

None

3. FINDINGS AND QUESTIONED COSTS FOR FEDERAL AWARDS

1. Student Financial Assistance - Eligibility

Finding Number:	2019-001
CFDA Number and Title:	CFDA # 84.063 and 84.268, Student Financial Assistance Cluster
Federal Award Identification Number / Year:	2019
Federal Agency:	U.S. Department of Education
Compliance Requirement:	Eligibility
Pass-Through Entity:	None
Repeat Finding from Prior Audit?	No

NONCOMPLIANCE AND MATERIAL WEAKNESS

34 CFR § 668.32 states, in part, a student is eligible to receive Title IV program assistance if the student either meets all of the requirements, including the student is not in default, and certifies that he or she is not in default, on a loan made under any title IV loan program. In addition, 34 CFR § 668.37 states, in part, to be eligible to receive title IV, program funds, a male student who is subject to registration with the Selective Service must register with the Selective Service.

Testing over eligibility identified four out of 19, or 21% of applications for School Year 2018-19 where a student was awarded federal aid and was not eligible. Additional information is as follows:

- A student was awarded \$5,545 in Pell Aid on June 19, 2018 and the full amount was drawn down during the school year. The student did enroll in the Selective Service Act on December 12, 2018 and the amount of \$5,545 will be included as a federal questioned cost;
- A student was awarded \$13,034 in Direct Loans on April 24, 2018, and received \$8,794 in Direct Loans during the school year. The student never enrolled in the Selective Service Act and the amount of \$8,794 will be included as a federal questioned cost; and
- A student was awarded \$9,500 in Direct Loan aid on June 13, 2018 and received \$3,134 on October 11, 2018, however was in default on prior student loans. The Financial Aid Coordinator was not provided with proof of repayment on these loans to be removed from a default status and \$3,134 will be included as a federal questioned cost.

Of the amount tested, \$17,473 was awarded and not eligible, which is unallowable per 34 CFR § 668.32 and 668.37. The likely questioned cost based on these exceptions exceeds \$25,000.

In addition, testing identified one student who was accepted into the program, awarded Pell and Direct Loan aid, however, did not enroll in the Selective Service. This student registered for Selective Service prior to receiving any federal aid.

These errors are attributed to the Financial Aid Coordinator not reviewing the Institutional Student Information Record for comment codes for conditions that make potential students ineligible to receive Title IV funding.

The Financial Aid Coordinator should review the Institutional Student Information Record for indication of any possible errors making potential students ineligible to receive funding before issuing letters of awards. The Financial Aid Coordinator should also review the student file to ensure the proper documentation is maintained.

Official's Response: See Corrective Action Plan.

2. Student Financial Assistance - Verification

Finding Number:	2019-002
CFDA Number and Title:	CFDA # 84.063, and 84.268, Student Financial Assistance Cluster
Federal Award Identification Number / Year:	2019
Federal Agency:	U.S. Department of Education
Compliance Requirement:	Verification
Pass-Through Entity:	None
Repeat Finding from Prior Audit?	No

NONCOMPLIANCE AND MATERIAL WEAKNESS

34 CFR § 668.53 states, in part, that an institution's procedures must provide that it will furnish, in a timely manner, to each applicant whose free application for federal student aid (FAFSA) information is selected for verification a clear explanation of the documentation needed to satisfy the verification requirements. In addition, an institution's procedures must provide that an applicant whose FAFSA information is selected for verification is required to complete verification before the institution exercises any authority to make changes to the applicant's cost of attendance or to the values of the data items required to calculate the EFC.

Testing of students selected for verification revealed one out of nine students did not have any supporting documentation from the Internal Revenue Service (IRS) to verify information recorded in the FAFSA application. Additionally, the student did not select to use the IRS Data Retrieval Tool to obtain this information. This is a result of the Financial Aid Coordinator not properly verifying and maintaining documentation in the student file that agrees to the information recorded on the student's FAFSA is accurate.

Failure to properly document the verification from the IRS can result in awarding ineligible students federal student aid and federal questioned costs.

The Financial Aid Coordinator should ensure all required verification documentation is maintained in student files before awarding or disbursing any Title IV funds.

Official's Response: See Corrective Action Plan.

This page intentionally left blank.



9364 State Route 45, Lisbon, Ohio 44432
330.424.9561
www.CCCTC.k12.oh.us

CORRECTIVE ACTION PLAN
2 CFR § 200.511(c)
June 30, 2019

Finding Number:	2019-001
Planned Corrective Action:	The Financial Aid Coordinator will review the Institutional Student Information Record (ISIR) for indication of any possible errors making students ineligible to receive funding. If errors are listed on the ISIR, the Financial Aid Coordinator will notify the student in writing about the errors and the steps the student needs to complete to become eligible. The Financial Aid Coordinator will issue letters of awards only after all possible errors have been addressed by the student. The Financial Aid Coordinator will also review student files to ensure the proper documentation is maintained prior to issuing letters of awards.
Anticipated Completion Date:	December 10, 2019
Responsible Contact Person:	Katherine Mihalich, Treasurer
Finding Number:	2019-002
Planned Corrective Action:	The Financial Aid Coordinator will review student files for all required verification documentation. If required verification documentation has not been submitted by the student, the Financial Aid Coordinator will notify the student in writing that the verification information needs to be submitted before any Title IV Funds can be awarded or disbursed.
Anticipated Completion Date:	December 10, 2019
Responsible Contact Person:	Katherine Mihalich, Treasurer

This page intentionally left blank.

OHIO AUDITOR OF STATE KEITH FABER



COLUMBIANA COUNTY CAREER AND TECHNOLOGY CENTER

COLUMBIANA COUNTY

CLERK'S CERTIFICATION

This is a true and correct copy of the report which is required to be filed in the Office of the Auditor of State pursuant to Section 117.26, Revised Code, and which is filed in Columbus, Ohio.

Susan Babbitt

CLERK OF THE BUREAU

**CERTIFIED
DECEMBER 31, 2019**