

**ASHLAND COUNTY-WEST HOLMES JOINT VOCATIONAL SCHOOL DISTRICT
ASHLAND COUNTY**

REGULAR AUDIT

FOR THE YEAR ENDED JUNE 30, 2019

**ASHLAND COUNTY-WEST HOLMES JOINT VOCATIONAL SCHOOL DISTRICT
ASHLAND COUNTY
JUNE 30, 2019**

TABLE OF CONTENTS

TITLE	PAGE
Independent Auditor's Report	1
Prepared by Management:	
Management's Discussion and Analysis	3
Basic Financial Statements:	
Government-wide Financial Statements:	
Statement of Net Position	17
Statement of Activities.....	18
Fund Financial Statements:	
Balance Sheet	
Governmental Funds.....	19
Reconciliation of Total Governmental Fund Balances to Net Position of Governmental Activities	20
Statement of Revenues, Expenditures and Changes in Fund Balance Governmental Funds.....	21
Reconciliation of the Statement of Revenues, Expenditures and Changes in Fund Balances of Governmental Funds to the Statement of Activities.....	22
Statement of Revenues, Expenditures and Changes in Fund Balance - Budget and Actual (Non-GAAP Budgetary Basis)	
General Fund.....	23
Adult Education Fund	24
Statement of Fund Net Position	
Proprietary Fund.....	25
Statement of Revenues, Expenses and Changes in Net Position Proprietary Fund.....	26
Statement of Cash Flows	
Proprietary Fund.....	27
Statement of Fiduciary Net Position	
Fiduciary Funds	28
Statement of Changes in Fiduciary Net Position Fiduciary Fund.....	29
Notes to the Basic Financial Statements.....	31

**ASHLAND COUNTY-WEST HOLMES JOINT VOCATIONAL SCHOOL DISTRICT
ASHLAND COUNTY
JUNE 30, 2019**

**TABLE OF CONTENTS
(Continued)**

TITLE	PAGE
Required Supplementary Information:	
Schedule of the District's Proportionate Share of the Net Pension Liability (School Employees Retirement System)	74
Schedule of the District's Proportionate Share of the Net Pension Liability (State Teachers Retirement System).....	76
Schedule of District Pension Contributions (School Employees Retirement System).....	78
Schedule of District Pension Contributions (State Teachers Retirement System)	80
Schedule of the District's Proportionate Share of the Net OPEB Liability (School Employees Retirement System)	82
Schedule of the District's Proportionate Share of the Net OPEB Liability (State Teachers Retirement System).....	83
Schedule of District OPEB Contributions (School Employees Retirement System).....	84
Schedule of District OPEB Contributions (State Teachers Retirement System)	86
Notes to Required Supplementary Information	88
Independent Auditor's Report on Internal Control Over Financial Reporting and on Compliance and Other Matters Required by <i>Government Auditing Standards</i>	91

OHIO AUDITOR OF STATE KEITH FABER



88 East Broad Street, 5th Floor
Columbus, Ohio 43215-3506
(614) 466-3402 or (800) 443-9275
CentralRegion@ohioauditor.gov

INDEPENDENT AUDITOR'S REPORT

Ashland County-West Holmes Joint Vocational School District
Ashland County
1783 State Route 60
Ashland, Oh 44805

To the Board of Education:

Report on the Financial Statements

We have audited the accompanying financial statements of the governmental activities, each major fund, and the aggregate remaining fund information of the Ashland County-West Holmes Joint Vocational School District, Ashland County, Ohio (the District), as of and for the year ended June 30, 2019, and the related notes to the financial statements, which collectively comprise the District's basic financial statements as listed in the table of contents.

Management's Responsibility for the Financial Statements

Management is responsible for preparing and fairly presenting these financial statements in accordance with accounting principles generally accepted in the United States of America; this includes designing, implementing, and maintaining internal control relevant to preparing and fairly presenting financial statements that are free from material misstatement, whether due to fraud or error.

Auditor's Responsibility

Our responsibility is to opine on these financial statements based on our audit. We audited in accordance with auditing standards generally accepted in the United States of America and the financial audit standards in the Comptroller General of the United States' *Government Auditing Standards*. Those standards require us to plan and perform the audit to reasonably assure the financial statements are free from material misstatement.

An audit requires obtaining evidence about financial statement amounts and disclosures. The procedures selected depend on our judgment, including assessing the risks of material financial statement misstatement, whether due to fraud or error. In assessing those risks, we consider internal control relevant to the District's preparation and fair presentation of the financial statements in order to design audit procedures that are appropriate in the circumstances, but not to the extent needed to opine on the effectiveness of the District's internal control. Accordingly, we express no such opinion. An audit also includes evaluating the appropriateness of management's accounting policies and the reasonableness of their significant accounting estimates, as well as our evaluation of the overall financial statement presentation.

We believe the audit evidence we obtained is sufficient and appropriate to support our audit opinions.

Opinion

In our opinion, the financial statements referred to above present fairly, in all material respects, the respective financial position of the governmental activities, each major fund, and the aggregate remaining fund information of the Ashland County-West Holmes Joint Vocational School District, Ashland County, Ohio, as of June 30, 2019, and the respective changes in financial position and, where applicable, cash flows thereof and the respective budgetary comparisons for the General and Adult Education Funds thereof for the year then ended in accordance with the accounting principles generally accepted in the United States of America.

Other Matters

Required Supplementary Information

Accounting principles generally accepted in the United States of America require this presentation to include *management's discussion and analysis* and schedules of net pension and other post-employment benefit liabilities and pension and other post-employment benefit contributions listed in the table of contents, to supplement the basic financial statements. Although this information is not part of the basic financial statements, the Governmental Accounting Standards Board considers it essential for placing the basic financial statements in an appropriate operational, economic, or historical context. We applied certain limited procedures to the required supplementary information in accordance with auditing standards generally accepted in the United States of America, consisting of inquiries of management about the methods of preparing the information and comparing the information for consistency with management's responses to our inquiries, to the basic financial statements, and other knowledge we obtained during our audit of the basic financial statements. We do not opine or provide any assurance on the information because the limited procedures do not provide us with sufficient evidence to opine or provide any other assurance.

Other Reporting Required by Government Auditing Standards

In accordance with *Government Auditing Standards*, we have also issued our report dated December 11, 2019, on our consideration of the District's internal control over financial reporting and our tests of its compliance with certain provisions of laws, regulations, contracts and grant agreements and other matters. That report describes the scope of our internal control testing over financial reporting and compliance, and the results of that testing, and does not opine on internal control over financial reporting or on compliance. That report is an integral part of an audit performed in accordance with *Government Auditing Standards* in considering the District's internal control over financial reporting and compliance.



Keith Faber
Auditor of State

Columbus, Ohio

December 11, 2019

**ASHLAND COUNTY-WEST HOLMES JOINT VOCATIONAL SCHOOL DISTRICT
ASHLAND COUNTY, OHIO**

**MANAGEMENT'S DISCUSSION AND ANALYSIS
FOR THE FISCAL YEAR ENDED JUNE 30, 2019**

The management's discussion and analysis of the Ashland County-West Holmes Joint Vocational School District (the "District") financial performance provides an overall review of the District's financial activities for the fiscal year ended June 30, 2019. The intent of this discussion and analysis is to look at the District's financial performance as a whole; readers should also review the basic financial statements and the notes to the basic financial statements to enhance their understanding of the District's financial performance.

Financial Highlights

Key financial highlights for 2019 are as follows:

- In total, net position of governmental activities increased \$1,545,929 which represents a 28.40% increase from the 2018 net position.
- General revenues accounted for \$5,744,804 in revenue or 66.36% of all revenues. Program specific revenues in the form of charges for services and sales, grants and contributions accounted for \$2,911,683 or 33.64% of total revenues of \$8,656,487.
- The District had \$7,110,558 in expenses related to governmental activities; \$2,911,683 of these expenses was offset by program specific charges for services, grants or contributions. General revenues supporting governmental activities (primarily taxes and unrestricted grants and entitlements) of \$5,744,804 were adequate to provide for these programs.
- The District's major governmental funds are the general fund, adult education fund and permanent improvement fund. The general fund had \$6,717,964 in revenues and \$6,047,013 in expenditures and other financing uses. During fiscal year 2019, the general fund's fund balance increased \$670,951 from a balance of \$5,968,959 to \$6,639,910.
- The adult education fund had \$1,043,953 in revenues and \$1,140,968 in expenditures. During fiscal year 2019, the adult education fund's fund balance decreased \$97,015 from \$655,702 to \$558,687.
- The permanent improvement fund had \$557,452 in revenues and \$502,790 in expenditures. During fiscal year 2019, the permanent improvement fund's fund balance increased \$54,662 from \$606,271 to \$660,933.

Using these Basic Financial Statements

This annual report consists of a series of financial statements and notes to those statements. These statements are organized so the reader can understand the District as a financial whole, an entire operating entity. The statements then proceed to provide an increasingly detailed look at specific financial activities.

The *statement of net position* and *statement of activities* provide information about the activities of the whole District, presenting both an aggregate view of the District's finances and a longer-term view of those finances. Fund financial statements provide the next level of detail. For governmental funds, these statements tell how services were financed in the short-term as well as what remains for future spending. The fund financial statements also look at the District's most significant funds with all other nonmajor funds presented in total in one column. In the case of the District, the general fund, the adult education fund and the permanent improvement fund are by far the most significant funds, and the only governmental funds reported as major funds.

**ASHLAND COUNTY-WEST HOLMES JOINT VOCATIONAL SCHOOL DISTRICT
ASHLAND COUNTY, OHIO**

MANAGEMENT'S DISCUSSION AND ANALYSIS
FOR THE FISCAL YEAR ENDED JUNE 30, 2019

Reporting the District as a Whole

Statement of Net Position and the Statement of Activities

While this document contains the large number of funds used by the District to provide programs and activities, the view of the District as a whole looks at all financial transactions and asks the question, "How did we do financially during 2019?" The statement of net position and the statement of activities answer this question. These statements include *all assets, deferred outflows of resources, liabilities, deferred inflows of resources, revenues and expenses* using the *accrual basis of accounting* similar to the accounting used by most private-sector companies. This basis of accounting will take into account all of the current year's revenues and expenses regardless of when cash is received or paid.

These two statements report the District's *net position* and changes in that position. This change in net position is important because it tells the reader that, for the District as a whole, the *financial position* of the District has improved or diminished. The causes of this change may be the result of many factors, some financial, some not. Non-financial factors include the District's property tax base, current property tax laws in Ohio restricting revenue growth, facility conditions, required educational programs and other factors.

In the statement of net position and the statement of activities, the governmental activities include the District's programs and services, including instruction, support services, operation and maintenance of plant, pupil transportation, extracurricular activities, and food service operations.

The District's statement of net position and statement of activities can be found on pages 17-18 of this report.

Reporting the District's Most Significant Funds

Fund Financial Statements

The analysis of the District's major governmental funds begins on page 12. Fund financial reports provide detailed information about the District's major funds. The District uses many funds to account for a multitude of financial transactions. However, these fund financial statements focus on the District's most significant funds. The District's major governmental funds are the general fund, the adult education fund and the permanent improvement fund.

Governmental Funds

Most of the District's activities are reported in governmental funds, which focus on how money flows into and out of those funds and the balances left at year-end available for spending in future periods. These funds are reported using an accounting method called *modified accrual* accounting which measures cash and all other *financial assets* than can readily be converted to cash. The governmental fund financial statements provide a detailed *short-term* view of the District's general government operations and the basic services it provides. Governmental fund information helps you determine whether there are more or fewer financial resources that can be spent in the near future to finance educational programs. The relationship (or differences) between governmental *activities* (reported in the statement of net position and the statement of activities) and governmental *funds* is reconciled in the basic financial statements. The basic governmental fund financial statements can be found on pages 19-24 of this report.

Proprietary Funds

The District maintains a proprietary fund. Internal service funds are an accounting device used to accumulate and allocate costs internally among the District's various functions. The District's internal service fund accounts for employee benefits self-insurance. The basic proprietary fund financial statements can be found on pages 25-27 of this report.

**ASHLAND COUNTY-WEST HOLMES JOINT VOCATIONAL SCHOOL DISTRICT
ASHLAND COUNTY, OHIO**

**MANAGEMENT'S DISCUSSION AND ANALYSIS
FOR THE FISCAL YEAR ENDED JUNE 30, 2019**

Reporting the District's Fiduciary Responsibilities

The District is the trustee, or fiduciary, for its scholarship programs. This activity is presented as a private-purpose trust fund. The District also acts in a trustee capacity as an agent for individuals or other entities. These activities are reported in agency funds. All of the District's fiduciary activities are reported in separate statements of fiduciary net position and changes in fiduciary net position on pages 28 and 29. These activities are excluded from the District's other financial statements because the assets cannot be utilized by the District to finance its operations.

Notes to the Basic Financial Statements

The notes provide additional information that is essential to a full understanding of the data provided in the government-wide and fund financial statements. These notes to the basic financial statements can be found on pages 31-71 of this report.

Required Supplementary Information

In addition to the basic financial statements and accompanying notes, this report also presents certain required supplementary information concerning the District's net pension liability and net OPEB liability/asset. The required supplementary information can be found on pages 74 through 89 of this report.

- THIS SPACE INTENTIONALLY LEFT BLANK -

**ASHLAND COUNTY-WEST HOLMES JOINT VOCATIONAL SCHOOL DISTRICT
ASHLAND COUNTY, OHIO**

**MANAGEMENT'S DISCUSSION AND ANALYSIS
FOR THE FISCAL YEAR ENDED JUNE 30, 2019**

The District as a Whole

The statement of net position provides the perspective of the District. The table below provides a summary of the District's net position at June 30, 2019 and June 30, 2018.

	Net Position	
	Governmental Activities 2019	Governmental Activities 2018
<u>Assets</u>		
Current and other assets	\$ 12,247,073	\$ 11,205,187
Net OPEB asset	443,752	-
Capital assets, net	<u>5,831,788</u>	<u>6,027,580</u>
Total assets	<u>18,522,613</u>	<u>17,232,767</u>
<u>Deferred outflows of resources</u>		
Pension	1,943,912	2,360,733
OPEB	<u>92,452</u>	<u>79,405</u>
Total deferred outflows of resources	<u>2,036,364</u>	<u>2,440,138</u>
<u>Liabilities</u>		
Current liabilities	822,789	689,431
Long-term liabilities:		
Due within one year	129,221	144,590
Due in more than one year:		
Net pension liability	7,460,758	7,916,297
Net OPEB liability	684,895	1,723,560
Other amounts	<u>374,560</u>	<u>414,002</u>
Total liabilities	<u>9,472,223</u>	<u>10,887,880</u>
<u>Deferred inflows of resources</u>		
Property taxes levied for the next fiscal year	2,464,448	2,249,533
Pension	801,441	783,179
OPEB	<u>832,323</u>	<u>309,700</u>
Total deferred inflows of resources	<u>4,098,212</u>	<u>3,342,412</u>
<u>Net Position</u>		
Net Investment in capital assets	5,760,783	5,884,828
Restricted	1,194,431	1,275,621
Unrestricted (deficit)	<u>33,328</u>	<u>(1,717,836)</u>
Total net position	<u>\$ 6,988,542</u>	<u>\$ 5,442,613</u>

**ASHLAND COUNTY-WEST HOLMES JOINT VOCATIONAL SCHOOL DISTRICT
ASHLAND COUNTY, OHIO**

**MANAGEMENT'S DISCUSSION AND ANALYSIS
FOR THE FISCAL YEAR ENDED JUNE 30, 2019**

The net pension liability is reported pursuant to Governmental Accounting Standards Board (GASB) Statement 68, "Accounting and Financial Reporting for Pensions—an Amendment of GASB Statement 27." The net other postemployment benefits (OPEB) liability/asset is reported pursuant to GASB Statement 75, "Accounting and Financial Reporting for Postemployment Benefits Other Than Pensions." For reasons discussed below, many end users of this financial statement will gain a clearer understanding of the District's actual financial condition by adding deferred inflows related to pension and OPEB, the net pension liability, and the net OPEB liability to the reported net position and subtracting deferred outflows related to pension and OPEB and the net OPEB asset.

GASB standards are national and apply to all government financial reports prepared in accordance with generally accepted accounting principles. Prior accounting for pensions (GASB 27) and postemployment benefits (GASB 45) focused on a funding approach. This approach limited pension and OPEB costs to contributions annually required by law, which may or may not be sufficient to fully fund each plan's *net pension liability* or *net OPEB liability*. GASB 68 and GASB 75 take an earnings approach to pension and OPEB accounting; however, the nature of Ohio's statewide pension/OPEB plans and state law governing those systems requires additional explanation in order to properly understand the information presented in these statements.

GASB 68 and GASB 75 require the net pension liability and the net OPEB liability/asset to equal the District's proportionate share of each plan's collective:

1. Present value of estimated future pension/OPEB benefits attributable to active and inactive employees' past service.
2. Minus plan assets available to pay these benefits.

GASB notes that pension and OPEB obligations, whether funded or unfunded, are part of the "employment exchange" – that is, the employee is trading his or her labor in exchange for wages, benefits, and the promise of a future pension and other postemployment benefits. GASB noted that the unfunded portion of this promise is a present obligation of the government, part of a bargained-for benefit to the employee, and should accordingly be reported by the government as a liability since they received the benefit of the exchange. However, the District is not responsible for certain key factors affecting the balance of these liabilities. In Ohio, the employee shares the obligation of funding pension benefits with the employer. Both employer and employee contribution rates are capped by State statute. A change in these caps requires action of both Houses of the General Assembly and approval of the Governor. Benefit provisions are also determined by State statute. The Ohio Revised Code permits, but does not require, the retirement systems to provide healthcare to eligible benefit recipients. The retirement systems may allocate a portion of the employer contributions to provide for these OPEB benefits.

The employee enters the employment exchange with the knowledge that the employer's promise is limited not by contract but by law. The employer enters the exchange also knowing that there is a specific, legal limit to its contribution to the retirement system. In Ohio, there is no legal means to enforce the unfunded liability of the pension/OPEB plan *as against the public employer*. State law operates to mitigate/lessen the moral obligation of the public employer to the employee, because all parties enter the employment exchange with notice as to the law. The retirement system is responsible for the administration of the pension and OPEB plans.

Most long-term liabilities have set repayment schedules or, in the case of compensated absences (i.e. sick and vacation leave), are satisfied through paid time-off or termination payments. There is no repayment schedule for the net pension liability or the net OPEB liability. As explained above, changes in benefits, contribution rates, and return on investments affect the balance of these liabilities but are outside the control of the local government. In the event that contributions, investment returns, and other changes are insufficient to keep up with required payments, State statute does not assign/identify the responsible party for the unfunded portion. Due to the unique nature of how the net pension liability and the net OPEB liability are satisfied, these liabilities are separately identified within the long-term liability section of the statement of net position.

**ASHLAND COUNTY-WEST HOLMES JOINT VOCATIONAL SCHOOL DISTRICT
ASHLAND COUNTY, OHIO**

**MANAGEMENT'S DISCUSSION AND ANALYSIS
FOR THE FISCAL YEAR ENDED JUNE 30, 2019**

In accordance with GASB 68 and GASB 75, the District's statements prepared on an accrual basis of accounting include an annual pension expense and an annual OPEB expense for their proportionate share of each plan's *change* in net pension liability and net OPEB liability/asset, respectively, not accounted for as deferred inflows/outflows.

Over time, net position can serve as a useful indicator of a government's financial position. At June 30, 2019, the District's assets and deferred outflows of resources exceeded liabilities and deferred inflows of resources by \$6,988,542. Of this total, \$1,194,431 is restricted in use.

Current assets increased mainly due to an increase in equity in pooled cash and cash equivalents due to current year operations.

Deferred outflows related to pension decreased primarily due to changes in assumptions by the State Teachers Retirement System (STRS). See Note 13 for more detail.

Total assets include a net OPEB asset reported by STRS. See Note 14 for more detail. STRS did not report a net pension asset in the prior year.

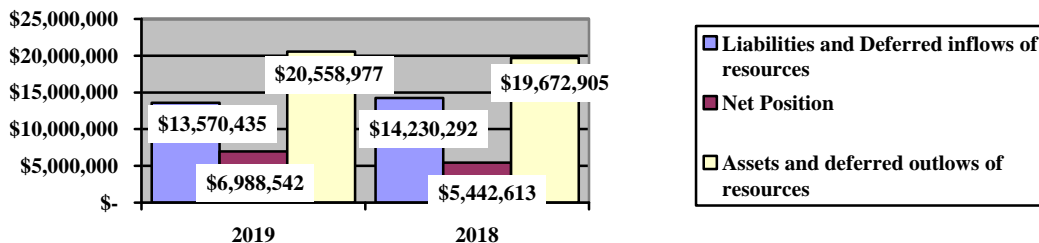
At year-end, capital assets represented 31.48% of total assets. Capital assets include land, land improvements, buildings and building improvements, infrastructure, furniture and equipment, and vehicles. Net investment in capital assets at June 30, 2019, was \$5,760,783. These capital assets are used to provide services to the students and are not available for future spending.

Deferred inflows related to OPEB increased primarily due to changes in assumptions by STRS. See Note 14 for more detail.

Long-term liabilities decreased primarily due to a decrease in the net pension liability and net OPEB liability. These liabilities are outside of the control of the District. The District contributes its statutorily required contributions to the pension systems; however, it's the pension systems that collect, hold and distribute pensions and OPEB to District employees, not the District.

A portion of the District's net position, \$1,194,431, represents resources that are subject to external restriction on how they may be used. The remaining balance of unrestricted net position is \$33,328.

Governmental Activities



**ASHLAND COUNTY-WEST HOLMES JOINT VOCATIONAL SCHOOL DISTRICT
ASHLAND COUNTY, OHIO**

**MANAGEMENT'S DISCUSSION AND ANALYSIS
FOR THE FISCAL YEAR ENDED JUNE 30, 2019**

The table below shows the change in net position for fiscal year 2019 and 2018.

	Change in Net Position	
	Governmental Activities <u>2019</u>	Governmental Activities <u>2018</u>
<u>Revenues</u>		
Program revenues:		
Charges for services and sales	\$ 1,196,107	\$ 1,219,594
Operating grants and contributions	1,715,576	1,937,783
General revenues:		
Property taxes	3,518,007	3,233,193
Grants and entitlements	2,029,768	2,026,579
Investment earnings	167,723	83,994
Other	<u>29,306</u>	<u>35,133</u>
Total revenues	<u>8,656,487</u>	<u>8,536,276</u>
<u>Expenses</u>		
Program expenses:		
Instruction:		
Regular	423,790	205,818
Special	377,156	193,444
Vocational	3,186,494	1,650,030
Adult/continuing	827,448	531,185
Other	17,387	10,212
Support services:		
Pupil	224,062	98,285
Instructional staff	8,171	8,482
Board of education	58,719	44,598
Administration	674,275	364,084
Fiscal	310,360	229,513
Business	-	764
Operations and maintenance of plant	573,301	423,381
Pupil transportation	6,684	10,815
Central	173,992	196,786
Operations of non-instructional services:		
Other non-instructional services	89,765	135,429
Food service operations	124,207	104,580
Extracurricular activities	30,718	31,737
Interest and fiscal charges	<u>4,029</u>	<u>3,144</u>
Total expenses	<u>7,110,558</u>	<u>4,242,287</u>
Change in net position	1,545,929	4,293,989
Net position at beginning of year	<u>5,442,613</u>	<u>1,148,624</u>
Net position at end of year	<u>\$ 6,988,542</u>	<u>\$ 5,442,613</u>

**ASHLAND COUNTY-WEST HOLMES JOINT VOCATIONAL SCHOOL DISTRICT
ASHLAND COUNTY, OHIO**

**MANAGEMENT'S DISCUSSION AND ANALYSIS
FOR THE FISCAL YEAR ENDED JUNE 30, 2019**

Governmental Activities

Net position of the District's governmental activities increased \$1,545,929. Total governmental expenses of \$7,110,558 were offset by program revenues of \$2,911,683 and general revenues of \$5,744,804. Program revenues supported 40.95% of the total governmental expenses.

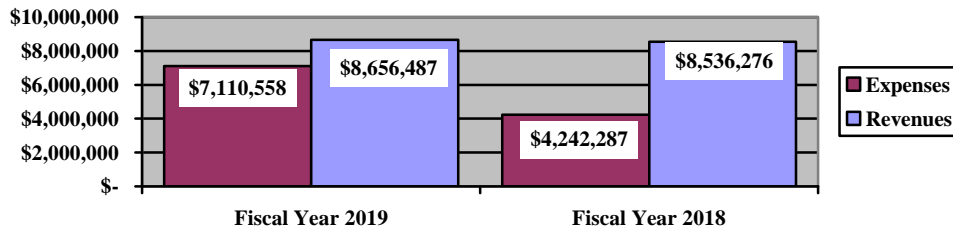
The primary sources of revenue for governmental activities are derived from property taxes, and unrestricted grants and entitlements. These revenue sources represent 64.09% of total governmental revenue.

Overall, expenses of the governmental activities increased \$2,868,271 or 67.61%. This increase is primarily the result of the STRS indefinitely suspending the Cost of Living Adjustment ("COLA") and the School Employee Retirement System (SERS) lowering the COLA from 3.00% to 2.50% in fiscal year 2018. These benefit changes caused a decrease to the net pension liability reported at June 30, 2018 and the subsequent expenses reported for fiscal year 2018 when compared to fiscal year 2017.

On an accrual basis, the District reported \$546,688 and (\$2,702,159) in pension expense for fiscal year 2019 and 2018, respectively. In addition, the District reported (\$956,534) and (\$314,342) in OPEB expense for fiscal year 2019 and 2018, respectively. The increase in both the net pension expense and the OPEB expense from fiscal year 2018 to fiscal year 2019 was \$2,606,655. This increase is primarily the result of the benefit changes by the retirement systems. Fluctuations in the pension and OPEB expense makes it difficult to compare financial information between years. Pension and OPEB expense are components of program expenses reported on the statement of activities. The District's total expenses for fiscal year 2019 are comparable to total fiscal year 2017 expenses.

The graph below presents the District's governmental activities revenue and expenses for fiscal year 2019 and 2018.

Governmental Activities - Revenues and Expenses



**ASHLAND COUNTY-WEST HOLMES JOINT VOCATIONAL SCHOOL DISTRICT
ASHLAND COUNTY, OHIO**

**MANAGEMENT'S DISCUSSION AND ANALYSIS
FOR THE FISCAL YEAR ENDED JUNE 30, 2019**

The statement of activities shows the cost of program services and the charges for services and grants offsetting those services. The following table shows, for governmental activities, the total cost of services and the net cost of services. That is, it identifies the cost of these services supported by tax revenue and unrestricted State grants and entitlements.

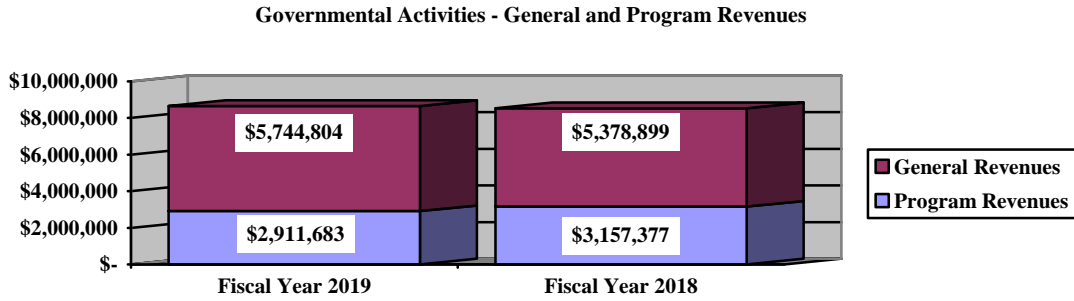
Governmental Activities				
	Total Cost of Services <u>2019</u>	Net Cost of Services <u>2019</u>	Total Cost of Services <u>2018</u>	Net Cost of Services <u>2018</u>
Program expenses				
Instruction:				
Regular	\$ 423,790	\$ 242,558	\$ 205,818	\$ (49,698)
Special	377,156	74,262	193,444	(82,685)
Vocational	3,186,494	1,971,461	1,650,030	462,961
Adult/continuing	827,448	(37,544)	531,185	(498,762)
Other	17,387	17,387	10,212	10,212
Support services:				
Pupil	224,062	213,244	98,285	88,506
Instructional staff	8,171	8,171	8,482	8,482
Board of education	58,719	58,719	44,598	44,598
Administration	674,275	479,366	364,084	136,761
Fiscal	310,360	310,360	229,513	229,513
Business	-	-	764	764
Operations and maintenance of plant	573,301	570,481	423,381	403,670
Pupil transportation	6,684	6,684	10,815	10,815
Central	173,992	158,678	196,786	177,370
Operations of non-instructional services:				
Other non-instructional services	89,765	89,765	135,429	135,429
Food service operations	124,207	14,850	104,580	(27,907)
Extracurricular activities	30,718	16,404	31,737	31,737
Interest and fiscal charges	4,029	4,029	3,144	3,144
Total expenses	<u>\$ 7,110,558</u>	<u>\$ 4,198,875</u>	<u>\$ 4,242,287</u>	<u>\$ 1,084,910</u>

The dependence upon tax and other general revenues for governmental activities is apparent, as 46.94% of instruction activities are supported through taxes and other general revenues. For all governmental activities, general revenue support is 59.05%. The District's taxpayers and State funding are the primary support for District's students.

**ASHLAND COUNTY-WEST HOLMES JOINT VOCATIONAL SCHOOL DISTRICT
ASHLAND COUNTY, OHIO**

**MANAGEMENT'S DISCUSSION AND ANALYSIS
FOR THE FISCAL YEAR ENDED JUNE 30, 2019**

The graph below presents the District's governmental activities revenue for fiscal year 2019 and 2018.



The District's Funds

The District's governmental funds reported a combined fund balance of \$7,821,469, which is greater than last year's total of \$7,237,420. The schedule below indicates the fund balance and the total change in fund balance as of June 30, 2019 and 2018.

	Fund Balance <u>June 30, 2019</u>	Fund Balance <u>June 30, 2018</u>	<u>Change</u>	<u>Percentage Change</u>
General	\$ 6,639,910	\$ 5,968,959	\$ 670,951	11.24 %
Adult Education	558,687	655,702	(97,015)	(14.80) %
Permanent Improvement	660,933	606,271	54,662	9.02 %
Other Governmental	<u>(38,061)</u>	<u>6,488</u>	<u>(44,549)</u>	(686.64) %
Total	<u>\$ 7,821,469</u>	<u>\$ 7,237,420</u>	<u>\$ 584,049</u>	8.07 %

- THIS SPACE IS LEFT INTENTIONALLY BLANK -

**ASHLAND COUNTY-WEST HOLMES JOINT VOCATIONAL SCHOOL DISTRICT
ASHLAND COUNTY, OHIO**

**MANAGEMENT'S DISCUSSION AND ANALYSIS
FOR THE FISCAL YEAR ENDED JUNE 30, 2019**

General Fund

The District's general fund balance increased \$670,951 or 11.24%.

The table that follows assists in illustrating the financial activities and fund balance of the general fund.

	<u>2019</u> <u>Amount</u>	<u>2018</u> <u>Amount</u>	<u>Increase</u> <u>(Decrease)</u>	<u>Percentage</u> <u>Change</u>
<u>Revenues</u>				
Taxes	\$ 3,066,239	\$ 2,804,955	\$ 261,284	9.32 %
Intergovernmental	3,019,052	3,108,905	(89,853)	(2.89) %
Investment income	142,816	77,790	65,026	83.59 %
Tuition and fees	266,969	282,741	(15,772)	(5.58) %
Charges for services	8,681	8,244	437	5.30 %
Other revenues	<u>214,207</u>	<u>76,633</u>	<u>137,574</u>	179.52 %
Total	<u>\$ 6,717,964</u>	<u>\$ 6,359,268</u>	<u>\$ 358,696</u>	5.64 %
<u>Expenditures</u>				
Instruction	\$ 3,920,117	\$ 3,619,877	\$ 300,240	8.29 %
Support services	1,925,667	1,902,808	22,859	1.20 %
Operation of non-instructional services	89,765	132,971	(43,206)	(32.49) %
Extracurricular activities	31,468	49,397	(17,929)	(36.30) %
Facilities acquisition and construction	31,244	175,947	(144,703)	(82.24) %
Debt service	<u>23,752</u>	<u>29,743</u>	<u>(5,991)</u>	(20.14) %
Total	<u>\$ 6,022,013</u>	<u>\$ 5,910,743</u>	<u>\$ 111,270</u>	1.88 %

Taxes increased \$261,284 or 9.32% due to increased collections and fluctuations in amounts available for advance at fiscal year-end. Investment income increased \$65,026 or 83.59% due to the District's increased investment with STAR Ohio. Other revenues increased \$137,574 or 179.52% due mainly to an increase in contract services related to the District's technology programs. All other revenues remain comparable to the prior year

Instruction and support services increased due to fluctuations in personnel costs. Operation on non-instructional services decreased due to the District's technology programs requiring less materials and supplies. Extracurricular activities decreased due to less student participation. Facilities acquisition and construction expenditures decreased as the District did not have any ongoing construction projects during the fiscal year. All other expenditures remain comparable to the prior year

Adult Education Fund

The adult education fund had \$1,043,953 in revenues and \$1,140,968 in expenditures. During fiscal year 2019, the adult education fund's fund balance decreased \$97,015 from \$655,702 to \$558,687.

Permanent Improvement Fund

The permanent improvement fund had \$557,452 in revenues and \$502,790 in expenditures. During fiscal year 2019, the permanent improvement fund's fund balance increased \$54,662 from \$606,271 to \$660,933.

**ASHLAND COUNTY-WEST HOLMES JOINT VOCATIONAL SCHOOL DISTRICT
ASHLAND COUNTY, OHIO**

**MANAGEMENT'S DISCUSSION AND ANALYSIS
FOR THE FISCAL YEAR ENDED JUNE 30, 2019**

General Fund Budgeting Highlights

The District's budget is prepared per Ohio law and is based on accounting for certain transactions on a basis of cash receipts, disbursements and encumbrances. The most significant budgeted fund is the general fund.

For the general fund, original budgeted revenues and other financing sources were \$6,174,763 and final budgeted revenues and other financing sources were \$6,354,210. Actual revenues and other financing sources for fiscal year 2019 were \$6,560,712. This represents a \$206,502 increase over final budgeted revenues and other financing sources.

General fund original and final appropriations (appropriated expenditures including other financing uses) were \$6,237,974. The actual budget basis expenditures and other financing uses for fiscal year 2019 totaled \$5,925,864, which was \$312,110 less than the final budget appropriations, due to controls on spending.

Capital Assets and Debt Administration

Capital Assets

At the end of fiscal year 2019, the District had \$5,831,788 invested in land, land improvements, buildings and building improvements, infrastructure, furniture and equipment, and vehicles. This entire amount is reported in governmental activities. The following table shows fiscal year 2019 balances compared to 2018:

**Capital Assets at June 30
(Net of Depreciation)**

	Governmental Activities	
	2019	2018
Land	\$ 50,000	\$ 50,000
Construction in progress	-	-
Land improvements	70,040	73,261
Buildings and building improvements	4,424,533	4,559,452
Infrastructure	11,257	12,462
Furniture and fixtures	1,275,958	1,328,904
Vehicles	-	3,501
Total	<u>\$ 5,831,788</u>	<u>\$ 6,027,580</u>

The overall decrease in capital assets of \$195,792 is due to depreciation expense of \$407,314 and current year disposals of \$44,494 (net of accumulated depreciation) exceeding additions of \$256,016 in the fiscal year.

See Note 9 to the basic financial statements for additional information on the District's capital assets.

**ASHLAND COUNTY-WEST HOLMES JOINT VOCATIONAL SCHOOL DISTRICT
ASHLAND COUNTY, OHIO**

**MANAGEMENT'S DISCUSSION AND ANALYSIS
FOR THE FISCAL YEAR ENDED JUNE 30, 2019**

Debt Administration

At June 30, 2019, the District had \$56,963 in energy conservation improvement bonds and \$14,042 in capital lease obligations outstanding. Of this total, \$52,534 is due within one year and \$18,471 is due in more than one year.

The following table summarizes the outstanding debt at year end.

Outstanding Debt, at Year End

	Governmental Activities <u>2019</u>	Governmental Activities <u>2018</u>
Energy conservation bonds	\$ 56,963	\$ 100,536
Capital lease obligations	<u>14,042</u>	<u>42,216</u>
Total	<u>\$ 71,005</u>	<u>\$ 142,752</u>

See Note 11 to the basic financial statements for additional information on the District's long-term obligations.

Current Financial Related Activities

The District is fiscally sound and ended the 2019 fiscal year in strong financial position. However, it is a fact that the District faces many financial challenges. The first challenge is that although the District had the resources necessary to meet operating expenses in fiscal year 2019, primarily due to closely monitoring expenditures, it will be critical that the District's management continues to operate the District within its financial means, in order to avoid operating deficits. According to the District's current five-year forecast, projections indicate a balanced budget year over year, however with the recent passage of the biennium budget, the district will not experience revenue growth in Unrestricted Grants in Aid as projected. The loss of the growth will force District management to evaluate revenue options and cuts in expenditures that will provide a balance for a financially stable District, students that are receiving the services they deserve and taxpayers that are willing to support the needs of both.

State foundational funding (Unrestricted Grants in Aid) has remained stable to the District, however, the District has been placed on a funding freeze for the 2020 and 2021 fiscal years. The District is growing in enrollment and over the next few years will be expected to operate on limited funds with higher enrollments. The enrollment growth the District is experiencing is promising, however, the District will be funding programs in which it is not obtaining funding for.

The District's management must continue to provide the resources necessary to meet student needs while diligently planning expenses and staying within the five-year plan. The five-year plan is utilized by management to manage resources effectively and efficiently. Additional revenues ideally are not to be treated as a windfall to supplement current programs but as an opportunity to extend the life of the five-year plan by means of creating additional cutting-edge programs that best serve student and community needs as well as providing opportunity to expand revenue growth.

Contacting the District's Financial Management

This financial report is designed to provide our citizens taxpayers, and investors and creditors with a general overview of the District's finances and to show that the District is accountable for the money it receives. If you have questions about this report or need additional financial information contact Ms. Julie Smith, Treasurer/CFO, Ashland County-West Holmes Joint Vocational School District, 1783 State Route 60, Ashland, OH 44805.

THIS PAGE IS INTENTIONALLY LEFT BLANK

**ASHLAND COUNTY-WEST HOLMES JOINT VOCATIONAL SCHOOL DISTRICT
ASHLAND COUNTY, OHIO**

STATEMENT OF NET POSITION
JUNE 30, 2019

	Governmental Activities
Assets:	
Equity in pooled cash and cash equivalents.	\$ 7,411,349
Cash with fiscal agent	1,030,989
Receivables:	
Property taxes	3,651,183
Accounts.	37,473
Intergovernmental	72,900
Prepayments	31,501
Materials and supplies inventory.	6,155
Inventory held for resale.	5,523
Net OPEB asset (Note 14)	443,752
Capital assets:	
Nondepreciable capital assets	50,000
Depreciable capital assets, net.	5,781,788
Capital assets, net	5,831,788
Total assets.	18,522,613
Deferred outflows of resources:	
Pension (Note 13)	1,943,912
OPEB (Note 14)	92,452
Total deferred outflows of resources	2,036,364
Liabilities:	
Accounts payable.	7,966
Accrued wages and benefits payable	515,990
Pension and postemployment benefits payable	79,214
Intergovernmental payable	105,122
Accrued interest payable	476
Claims payable.	114,021
Long-term liabilities:	
Due within one year.	129,221
Due in more than one year:	
Net pension liability (Note 13)	7,460,758
Net OPEB liability (Note 14)	684,895
Other amounts due in more than one year	374,560
Total liabilities	9,472,223
Deferred inflows of resources:	
Property taxes levied for the next fiscal year.	2,464,448
Pension (Note 13)	801,441
OPEB (Note 14)	832,323
Total deferred inflows of resources	4,098,212
Net position:	
Net investment in capital assets	5,760,783
Restricted for:	
Capital projects	679,885
Locally funded programs	5,160
Other purposes	509,386
Unrestricted (deficit)	33,328
Total net position.	\$ 6,988,542

SEE ACCOMPANYING NOTES TO THE BASIC FINANCIAL STATEMENTS

**ASHLAND COUNTY-WEST HOLMES JOINT VOCATIONAL SCHOOL DISTRICT
ASHLAND COUNTY, OHIO**

STATEMENT OF ACTIVITIES
FOR THE FISCAL YEAR ENDED JUNE 30, 2019

	Expenses	Program Revenues		Net (Expense)
		Charges for Services and Sales	Operating Grants and Contributions	Revenue and Changes in Net Position
				Governmental Activities
Governmental activities:				
Instruction:				
Regular	\$ 423,790	\$ 181,232	\$ -	\$ (242,558)
Special	377,156	-	302,894	(74,262)
Vocational	3,186,494	264,585	950,448	(1,971,461)
Adult/continuing.	827,448	574,267	290,725	37,544
Other	17,387	-	-	(17,387)
Support services:				
Pupil	224,062	-	10,818	(213,244)
Instructional staff	8,171	-	-	(8,171)
Board of education	58,719	-	-	(58,719)
Administration.	674,275	131,830	63,079	(479,366)
Fiscal.	310,360	-	-	(310,360)
Operations and maintenance	573,301	320	2,500	(570,481)
Pupil transportation.	6,684	-	-	(6,684)
Central	173,992	-	15,314	(158,678)
Operation of non-instructional services:				
Food service operations	124,207	43,873	65,484	(14,850)
Other non-instructional services	89,765	-	-	(89,765)
Extracurricular activities.	30,718	-	14,314	(16,404)
Interest and fiscal charges	4,029	-	-	(4,029)
Total governmental activities	\$ 7,110,558	\$ 1,196,107	\$ 1,715,576	(4,198,875)
General revenues:				
Property taxes levied for:				
General purposes				3,059,521
Capital outlay.				458,486
Grants and entitlements not restricted				
to specific programs				2,029,768
Investment earnings				167,723
Miscellaneous				29,306
Total general revenues				5,744,804
Change in net position				1,545,929
Net position at beginning of year				5,442,613
Net position at end of year.				\$ 6,988,542

SEE ACCOMPANYING NOTES TO THE BASIC FINANCIAL STATEMENTS

**ASHLAND COUNTY-WEST HOLMES JOINT VOCATIONAL SCHOOL DISTRICT
ASHLAND COUNTY, OHIO**

BALANCE SHEET
GOVERNMENTAL FUNDS
JUNE 30, 2019

	<u>General</u>	<u>Adult Education</u>	<u>Permanent Improvement</u>	<u>Nonmajor Governmental Funds</u>	<u>Total Governmental Funds</u>
Assets:					
Equity in pooled cash and cash equivalents . . .	\$ 6,327,418	\$ 543,434	\$ 524,084	\$ 16,413	\$ 7,411,349
Receivables:					
Property taxes.	3,169,877	-	481,306	-	3,651,183
Accounts	392	37,081	-	-	37,473
Interfund loans	25,000	-	-	-	25,000
Intergovernmental.	25,833	-	-	47,067	72,900
Prepayments.	28,365	3,136	-	-	31,501
Materials and supplies inventory.	5,781	-	-	374	6,155
Inventory held for resale.	-	-	-	5,523	5,523
Total assets	<u>\$ 9,582,666</u>	<u>\$ 583,651</u>	<u>\$ 1,005,390</u>	<u>\$ 69,377</u>	<u>\$ 11,241,084</u>
Liabilities:					
Accounts payable	\$ 7,966	\$ -	\$ -	\$ -	\$ 7,966
Accrued wages and benefits payable	468,126	21,046	-	26,818	515,990
Intergovernmental payable	104,519	280	-	323	105,122
Pension and postemployment benefits payable .	67,346	3,638	-	8,230	79,214
Interfund loans payable.	-	-	-	25,000	25,000
Total liabilities.	<u>647,957</u>	<u>24,964</u>	<u>-</u>	<u>60,371</u>	<u>733,292</u>
Deferred inflows of resources:					
Property taxes levied for the next fiscal year. . .	2,139,419	-	325,029	-	2,464,448
Delinquent property tax revenue not available. . .	129,547	-	19,428	-	148,975
Intergovernmental revenue not available.	25,833	-	-	47,067	72,900
Total deferred inflows of resources	<u>2,294,799</u>	<u>-</u>	<u>344,457</u>	<u>47,067</u>	<u>2,686,323</u>
Fund balances:					
Nonspendable:					
Materials and supplies inventory.	5,781	-	-	374	6,155
Prepays.	28,365	3,136	-	-	31,501
Restricted:					
Capital improvements	-	-	660,933	-	660,933
Adult education	-	555,551	-	-	555,551
Food service operations	-	-	-	1,483	1,483
Other purposes.	-	-	-	5,160	5,160
Committed:					
Termination benefits.	106,820	-	-	-	106,820
Assigned:					
Student instruction	26,658	-	-	-	26,658
Student and staff support.	10,666	-	-	-	10,666
Other purposes.	110,931	-	-	-	110,931
Unassigned (deficit)	6,350,689	-	-	(45,078)	6,305,611
Total fund balances	<u>6,639,910</u>	<u>558,687</u>	<u>660,933</u>	<u>(38,061)</u>	<u>7,821,469</u>
Total liabilities, deferred inflows, and fund balances	<u>\$ 9,582,666</u>	<u>\$ 583,651</u>	<u>\$ 1,005,390</u>	<u>\$ 69,377</u>	<u>\$ 11,241,084</u>

SEE ACCOMPANYING NOTES TO THE BASIC FINANCIAL STATEMENTS

**ASHLAND COUNTY-WEST HOLMES JOINT VOCATIONAL SCHOOL DISTRICT
ASHLAND COUNTY, OHIO**

RECONCILIATION OF TOTAL GOVERNMENTAL FUND BALANCES TO
NET POSITION OF GOVERNMENTAL ACTIVITIES
JUNE 30, 2019

Total governmental fund balances		\$	7,821,469
<i>Amounts reported for governmental activities on the statement of net position are different because:</i>			
Capital assets used in governmental activities are not financial resources and therefore are not reported in the funds.			5,831,788
Other long-term assets are not available to pay for current-period expenditures and therefore are deferred inflows in the funds.			
Property taxes receivable	\$	148,975	
Intergovernmental receivable		72,900	
Total		221,875	221,875
An internal service fund is used by management to charge the costs of insurance to individual funds. The assets and liabilities of the internal service fund are included in governmental activities on the statement of net position.			916,968
Accrued interest payable is not due and payable in the current period and therefore is not reported in the funds.			(476)
The net pension liability is not due and payable in the current period; therefore, the liability and related deferred inflows/outflows are not reported in governmental funds.			
Deferred outflows of resources - pension		1,943,912	
Deferred inflows of resources - pension		(801,441)	
Net pension liability		(7,460,758)	
Total		(6,318,287)	(6,318,287)
The net OPEB liability/asset is not due and payable in the current period; therefore, the liability/asset and related deferred inflows/outflows are not reported in governmental funds.			
Net OPEB asset		443,752	
Deferred outflows of resources - OPEB		92,452	
Deferred inflows of resources - OPEB		(832,323)	
Net OPEB liability		(684,895)	
Total		(981,014)	(981,014)
Long-term liabilities, including bonds payable, are not due and payable in the current period and therefore are not reported in the funds.			
Energy conservation bonds		(56,963)	
Capital lease obligations		(14,042)	
Compensated absences		(432,776)	
Total		(503,781)	(503,781)
Net position of governmental activities		\$	6,988,542

SEE ACCOMPANYING NOTES TO THE BASIC FINANCIAL STATEMENTS

**ASHLAND COUNTY-WEST HOLMES JOINT VOCATIONAL SCHOOL DISTRICT
ASHLAND COUNTY, OHIO**

STATEMENT OF REVENUES, EXPENDITURES AND CHANGES IN FUND BALANCES
GOVERNMENTAL FUNDS
FOR THE FISCAL YEAR ENDED JUNE 30, 2019

	<u>General</u>	<u>Adult Education</u>	<u>Permanent Improvement</u>	<u>Nonmajor Governmental Funds</u>	<u>Total Governmental Funds</u>
Revenues:					
From local sources:					
Property taxes	\$ 3,066,239	\$ -	\$ 459,547	\$ -	\$ 3,525,786
Tuition	266,769	627,034	-	-	893,803
Earnings on investments	142,816	12,507	8,886	25	164,234
Charges for services	8,681	-	-	43,873	52,554
Classroom materials and fees	200	79,063	-	-	79,263
Rental income	320	-	-	-	320
Contributions and donations	14,414	854	-	-	15,268
Contract services	170,167	-	-	-	170,167
Other local revenues	29,306	1,109	-	-	30,415
Intergovernmental - state	3,019,052	323,386	89,019	9,378	3,440,835
Intergovernmental - federal	-	-	-	299,512	299,512
Total revenues	<u>6,717,964</u>	<u>1,043,953</u>	<u>557,452</u>	<u>352,788</u>	<u>8,672,157</u>
Expenditures:					
Current:					
Instruction:					
Regular	471,216	-	-	-	471,216
Special	466,380	-	-	-	466,380
Vocational	2,963,668	-	236,996	234,274	3,434,938
Adult/continuing	-	923,520	-	26,356	949,876
Other	18,853	-	-	-	18,853
Support services:					
Pupil	244,964	-	-	10,485	255,449
Instructional staff	8,538	-	-	-	8,538
Board of education	62,324	-	-	-	62,324
Administration	607,440	212,006	-	-	819,446
Fiscal	337,147	-	10,387	-	347,534
Operations and maintenance	495,689	-	70,555	2,500	568,744
Pupil transportation	1,555	-	-	-	1,555
Central	168,010	-	30,241	16,696	214,947
Operation of non-instructional services:					
Food service operations	-	-	-	132,026	132,026
Other non-instructional services	89,765	-	-	-	89,765
Extracurricular activities	31,468	-	-	-	31,468
Facilities acquisition and construction	31,244	-	107,665	-	138,909
Debt service:					
Principal retirement	22,922	5,252	43,573	-	71,747
Interest and fiscal charges	830	190	3,373	-	4,393
Total expenditures	<u>6,022,013</u>	<u>1,140,968</u>	<u>502,790</u>	<u>422,337</u>	<u>8,088,108</u>
Excess (deficiency) of revenues over (under) expenditures	<u>695,951</u>	<u>(97,015)</u>	<u>54,662</u>	<u>(69,549)</u>	<u>584,049</u>
Other financing sources (uses):					
Transfers in	-	-	-	25,000	25,000
Transfers (out)	(25,000)	-	-	-	(25,000)
Total other financing sources (uses)	<u>(25,000)</u>	<u>-</u>	<u>-</u>	<u>25,000</u>	<u>-</u>
Net change in fund balances	670,951	(97,015)	54,662	(44,549)	584,049
Fund balances at beginning of year	<u>5,968,959</u>	<u>655,702</u>	<u>606,271</u>	<u>6,488</u>	<u>7,237,420</u>
Fund balances (deficit) at end of year	<u>\$ 6,639,910</u>	<u>\$ 558,687</u>	<u>\$ 660,933</u>	<u>\$ (38,061)</u>	<u>\$ 7,821,469</u>

SEE ACCOMPANYING NOTES TO THE BASIC FINANCIAL STATEMENTS

**ASHLAND COUNTY-WEST HOLMES JOINT VOCATIONAL SCHOOL DISTRICT
ASHLAND COUNTY, OHIO**

RECONCILIATION OF THE STATEMENT OF REVENUES, EXPENDITURES
AND CHANGES IN FUND BALANCES OF GOVERNMENTAL FUNDS
TO THE STATEMENT OF ACTIVITIES
FOR THE FISCAL YEAR ENDED JUNE 30, 2019

Net change in fund balances - total governmental funds	\$	584,049
<i>Amounts reported for governmental activities in the statement of activities are different because:</i>		
Governmental funds report capital outlays as expenditures. However, in the statement of activities, the cost of those assets are allocated over their estimated useful lives as depreciation expense.		
Capital asset additions	\$ 256,016	
Current year depreciation	(407,314)	
Total		(151,298)
The net effect of various miscellaneous transactions involving capital assets (i.e., sales, disposals, trade-ins, and donations) is to decrease net position.		
		(44,494)
Revenues in the statement of activities that do not provide current financial resources are not reported as revenues in the funds.		
Property taxes	(7,779)	
Intergovernmental	(23,912)	
Total		(31,691)
Repayment of bond and capital lease principal is an expenditure in the governmental funds, but the repayment reduces long-term liabilities on the statement of net position.		
		71,747
Contractually required contributions are reported as expenditures in governmental funds; however, the statement of net position reports these amounts as deferred outflows.		
Pension	567,144	
OPEB	16,307	
Total		583,451
Except for amounts reported as deferred inflows/outflows, changes in the net pension/OPEB liability are reported as pension/OPEB expense in the statement of activities		
Pension	(546,688)	
OPEB	956,534	
Total		409,846
In the statement of activities, interest is accrued on outstanding bonds, whereas in governmental funds, an interest expenditure is reported when due.		
		364
Some expenses reported in the statement of activities, such as compensated absences, do not require the use of current financial resources and therefore are not reported as expenditures in governmental funds.		
		(16,936)
An internal service fund used by management to charge the costs of insurance to individual funds is not reported in the district-wide statement of activities. Governmental fund expenditures and the related internal service fund revenues are eliminated. The net revenue (expense) of the internal service fund is allocated among the governmental activities.		
		140,891
Change in net position of governmental activities	\$	1,545,929

SEE ACCOMPANYING NOTES TO THE BASIC FINANCIAL STATEMENTS

**ASHLAND COUNTY-WEST HOLMES JOINT VOCATIONAL SCHOOL DISTRICT
ASHLAND COUNTY, OHIO**

STATEMENT OF REVENUES, EXPENDITURES AND CHANGES IN
FUND BALANCE - BUDGET AND ACTUAL (NON-GAAP BUDGETARY BASIS)
GENERAL FUND
FOR THE FISCAL YEAR ENDED JUNE 30, 2019

	<u>Budgeted Amounts</u>		<u>Actual</u>	<u>Variance with Final Budget Positive (Negative)</u>
	<u>Original</u>	<u>Final</u>		
Revenues:				
From local sources:				
Property taxes	\$ 2,804,119	\$ 2,933,112	\$ 3,028,434	\$ 95,322
Tuition.	247,009	258,371	266,768	8,397
Earnings on investments	132,238	138,321	142,816	4,495
Classroom materials and fees	185	194	200	6
Rental income	296	310	320	10
Contributions and donations	93	97	100	3
Other local revenues	2,872	3,004	3,102	98
Intergovernmental - state	2,839,423	2,970,040	3,066,562	96,522
Total revenues	<u>6,026,235</u>	<u>6,303,449</u>	<u>6,508,302</u>	<u>204,853</u>
Expenditures:				
Current:				
Instruction:				
Regular	468,691	468,691	464,947	3,744
Special.	465,983	465,983	465,024	959
Vocational.	3,177,945	3,177,945	2,980,480	197,465
Other.	18,252	18,252	18,252	-
Support services:				
Pupil.	250,465	250,465	238,025	12,440
Instructional staff	8,538	8,538	8,538	-
Board of education	63,222	63,222	62,231	991
Administration.	668,278	668,278	613,052	55,226
Fiscal	337,218	337,218	334,025	3,193
Operations and maintenance.	519,383	519,383	490,226	29,157
Pupil transportation	2,432	2,432	1,555	877
Central.	171,626	171,626	165,964	5,662
Extracurricular activities.	19,941	19,941	17,545	2,396
Total expenditures	<u>6,171,974</u>	<u>6,171,974</u>	<u>5,859,864</u>	<u>312,110</u>
Excess (deficiency) of revenues over (under) expenditures.	<u>(145,739)</u>	<u>131,475</u>	<u>648,438</u>	<u>516,963</u>
Other financing sources (uses):				
Refund of prior year's expenditures	36,660	38,347	39,593	1,246
Transfers in	100,000	-	-	-
Transfers (out).	(56,450)	(56,450)	(56,450)	-
Advances (out)	(9,550)	(9,550)	(9,550)	-
Sale of capital assets	11,868	12,414	12,817	403
Total other financing sources (uses)	<u>82,528</u>	<u>(15,239)</u>	<u>(13,590)</u>	<u>1,649</u>
Net change in fund balance	(63,211)	116,236	634,848	518,612
Fund balance at beginning of year	<u>5,444,743</u>	<u>5,444,743</u>	<u>5,444,743</u>	<u>-</u>
Fund balance at end of year	<u>\$ 5,381,532</u>	<u>\$ 5,560,979</u>	<u>\$ 6,079,591</u>	<u>\$ 518,612</u>

SEE ACCOMPANYING NOTES TO THE BASIC FINANCIAL STATEMENTS

**ASHLAND COUNTY-WEST HOLMES JOINT VOCATIONAL SCHOOL DISTRICT
ASHLAND COUNTY, OHIO**

STATEMENT OF REVENUES, EXPENDITURES AND CHANGES IN
FUND BALANCE - BUDGET AND ACTUAL (NON-GAAP BUDGETARY BASIS)
ADULT EDUCATION FUND
FOR THE FISCAL YEAR ENDED JUNE 30, 2019

	<u>Budgeted Amounts</u>		<u>Actual</u>	<u>Variance with Final Budget Positive (Negative)</u>
	<u>Original</u>	<u>Final</u>		
Revenues:				
From local sources:				
Tuition.	\$ 821,533	\$ 567,339	\$ 589,954	\$ 22,615
Earnings on investments	17,416	12,028	12,507	479
Classroom materials and fees	110,098	76,032	79,063	3,031
Contributions and donations	1,189	821	854	33
Other local revenues	1,544	1,066	1,109	43
Intergovernmental - state	450,328	310,990	323,386	12,396
Total revenue	<u>1,402,108</u>	<u>968,276</u>	<u>1,006,873</u>	<u>38,597</u>
Expenditures:				
Current:				
Instruction:				
Adult/continuing	977,206	1,016,111	934,373	81,738
Support services:				
Administration.	207,865	212,131	209,894	2,237
Operations and maintenance.	14,807	-	-	-
Central.	2,000	600	-	600
Total expenditures	<u>1,201,878</u>	<u>1,228,842</u>	<u>1,144,267</u>	<u>84,575</u>
Excess (deficiency) of revenues over (under) expenditures.	<u>200,230</u>	<u>(260,566)</u>	<u>(137,394)</u>	<u>123,172</u>
Other financing sources (uses):				
Refund of prior year's expenditures	-	411	411	-
Transfers in	-	45,242	45,242	-
Transfers (out).	-	(45,242)	(45,242)	-
Total other financing sources (uses)	<u>-</u>	<u>411</u>	<u>411</u>	<u>-</u>
Net change in fund balance	200,230	(260,155)	(136,983)	123,172
Fund balance at beginning of year	<u>680,417</u>	<u>680,417</u>	<u>680,417</u>	<u>-</u>
Fund balance at end of year	<u>\$ 880,647</u>	<u>\$ 420,262</u>	<u>\$ 543,434</u>	<u>\$ 123,172</u>

SEE ACCOMPANYING NOTES TO THE BASIC FINANCIAL STATEMENTS

**ASHLAND COUNTY-WEST HOLMES JOINT VOCATIONAL SCHOOL DISTRICT
ASHLAND COUNTY, OHIO**

STATEMENT OF NET POSITION
PROPRIETARY FUND
JUNE 30, 2019

	Governmental Activities - Internal Service Fund
Assets:	
Cash with fiscal agent	<u>\$ 1,030,989</u>
Liabilities:	
Claims payable	<u>114,021</u>
Net position:	
Unrestricted.	<u><u>\$ 916,968</u></u>

SEE ACCOMPANYING NOTES TO THE BASIC FINANCIAL STATEMENTS

**ASHLAND COUNTY-WEST HOLMES JOINT VOCATIONAL SCHOOL DISTRICT
ASHLAND COUNTY, OHIO**

STATEMENT OF REVENUES, EXPENSES AND
CHANGES IN NET POSITION
PROPRIETARY FUND
FOR THE FISCAL YEAR ENDED JUNE 30, 2019

	<u>Governmental Activities - Internal Service Fund</u>
Operating revenues:	
Charges for services	\$ 1,048,808
Operating expenses:	
Claims	<u>923,938</u>
Operating income	124,870
Nonoperating revenues:	
Interest revenue	<u>16,021</u>
Change in net position	140,891
Net position at beginning of year.	<u>776,077</u>
Net position at end of year	<u><u>\$ 916,968</u></u>

SEE ACCOMPANYING NOTES TO THE BASIC FINANCIAL STATEMENTS

**ASHLAND COUNTY-WEST HOLMES JOINT VOCATIONAL SCHOOL DISTRICT
ASHLAND COUNTY, OHIO**

STATEMENT OF CASH FLOWS
PROPRIETARY FUND
FOR THE FISCAL YEAR ENDED JUNE 30, 2019

	Governmental Activities - Internal Service Fund
Cash flows from operating activities:	
Cash received from other operations	\$ 1,048,808
Cash payments for claims	<u>(880,706)</u>
Net cash provided by operating activities	<u>168,102</u>
Cash flows from investing activities:	
Interest received	<u>16,021</u>
Net increase in cash with fiscal agent	184,123
Cash with fiscal agent at beginning of year	<u>846,866</u>
Cash with fiscal agent at end of year	<u><u>\$ 1,030,989</u></u>
Reconciliation of operating income to net cash provided by operating activities:	
Operating income	\$ 124,870
Changes in assets and liabilities:	
Increase in claims payable	<u>43,232</u>
Net cash provided by operating activities	<u><u>\$ 168,102</u></u>

SEE ACCOMPANYING NOTES TO THE BASIC FINANCIAL STATEMENTS

**ASHLAND COUNTY-WEST HOLMES JOINT VOCATIONAL SCHOOL DISTRICT
ASHLAND COUNTY, OHIO**

STATEMENT OF FIDUCIARY NET POSITION
FIDUCIARY FUNDS
JUNE 30, 2019

	Private Purpose Trust	
	Scholarship	Agency
Assets:		
Equity in pooled cash and cash equivalents . . .	\$ 22,737	\$ 67,604
Liabilities:		
Accounts payable.	-	\$ 1,069
Due to students.	-	66,535
Total liabilities	-	\$ 67,604
Net position:		
Held in trust for scholarships	\$ 22,737	

SEE ACCOMPANYING NOTES TO THE BASIC FINANCIAL STATEMENTS

**ASHLAND COUNTY-WEST HOLMES JOINT VOCATIONAL SCHOOL DISTRICT
ASHLAND COUNTY, OHIO**

STATEMENT OF CHANGES IN FIDUCIARY NET POSITION
FIDUCIARY FUND
FOR THE FISCAL YEAR ENDED JUNE 30, 2019

	Private Purpose Trust
	Scholarship
Additions:	
Interest	\$ 330
Gifts and contributions	1,200
Total additions.	1,530
Deductions:	
Scholarships awarded	622
Change in net position	908
Net position at beginning of year.	21,829
Net position at end of year	\$ 22,737

SEE ACCOMPANYING NOTES TO THE BASIC FINANCIAL STATEMENTS

THIS PAGE IS INTENTIONALLY LEFT BLANK

**ASHLAND COUNTY-WEST HOLMES JOINT VOCATIONAL SCHOOL DISTRICT
ASHLAND COUNTY, OHIO**

**NOTES TO THE BASIC FINANCIAL STATEMENTS
FOR THE FISCAL YEAR ENDED JUNE 30, 2019**

NOTE 1 - DESCRIPTION OF THE DISTRICT AND REPORTING ENTITY

The Ashland County-West Holmes Joint Vocational School District, Ashland County, (the “District”) is a body politic and corporate established to exercise the rights and privileges conveyed to it by the constitution and laws of the State of Ohio. The District, as defined by Section 3311.18 of the Ohio Revised Code, is responsible for providing public education to residents of the member Districts. The District is directed by an appointed nine-member Board of Education appointed by participating Districts.

The District serves an area of approximately 777 square miles with an enrollment of 651 students. The District employs 9 administrative and supervisory personnel, 47 certified employees (full-time and part-time) and 21 non-certificated employees (full-time and part-time).

NOTE 2 - SUMMARY OF SIGNIFICANT ACCOUNTING POLICIES

The basic financial statements of the District have been prepared in conformity with accounting principles generally accepted in the United States of America (GAAP) as applied to governmental units. The Governmental Accounting Standards Board (GASB) is the accepted standard-setting body for establishing governmental accounting and financial reporting principles. The District’s significant accounting policies are described below.

A. Reporting Entity

The reporting entity has been defined in accordance with GASB Statement No. 14, “The Financial Reporting Entity” as amended by GASB Statement No. 39, “Determining Whether Certain Organizations Are Component Units” and GASB Statement No. 61, “The Financial Reporting Entity: Omnibus an Amendment of GASB Statements No. 14 and No. 34”. The reporting entity is composed of the primary government and component units. The primary government consists of all funds, departments, boards and agencies that are not legally separate from the District. For the District, this includes general operations, food service, and student related activities of the District.

Component units are legally separate organizations for which the District is financially accountable. The District is financially accountable for an organization if the District appoints a voting majority of the organization’s Governing Board and (1) the District is able to significantly influence the programs or services performed or provided by the organization; or (2) the District is legally entitled to or can otherwise access the organization’s resources; or (3) the District is legally obligated or has otherwise assumed the responsibility to finance the deficits of, or provide financial support to, the organization; or (4) the District is obligated for the debt of the organization. Component units may also include organizations that are fiscally dependent on the District in that the District approves the budget, the issuance of debt or the levying of taxes. Certain organizations are also included as component units if the nature and significance of the relationship between the primary government and the organization is such that exclusion by the primary government would render the primary government’s financial statements incomplete or misleading. Based upon the application of these criteria, the District has no component units. The basic financial statements of the reporting entity include only those of the District (the primary government).

**ASHLAND COUNTY-WEST HOLMES JOINT VOCATIONAL SCHOOL DISTRICT
ASHLAND COUNTY, OHIO**

**NOTES TO THE BASIC FINANCIAL STATEMENTS
FOR THE FISCAL YEAR ENDED JUNE 30, 2019**

NOTE 2 - SUMMARY OF SIGNIFICANT ACCOUNTING POLICIES - (Continued)

JOINTLY GOVERNED ORGANIZATIONS

Tri-County Computer Services Association

The Tri-County Computer Services Association (TCCSA) is a jointly governed organization comprised of 20 Districts. The jointly governed organization was formed for the purpose of applying modern technology with the aid of computers and other electronic equipment to administrative and instructional functions for member districts. Each of the governments of these districts supports TCCSA based upon per pupil charge dependent upon the software package utilized. The TCCSA assembly consists of a superintendent or designated representative from each participating district and a representative from the fiscal agent. TCCSA is governed by a board of directors chosen from the general membership of the TCCSA assembly. The board of directors consists of a representative from the fiscal agent, the chairman of each operating committee, and at least an assembly member from each county from which participating districts are located. The Ashland County-West Holmes Joint Vocational School District paid \$65,567 to the Midland Council of Governments, which serves as fiscal agent, during fiscal year 2019 for services. Financial information can be obtained by contacting the Treasurer at the Midland Council of Governments located in Wooster, Ohio.

INSURANCE POOL

Jefferson Health Plan Self-Insurance Plan

The District participates in the Jefferson Health Plan (JHP) Self-Insurance Plan, a claims servicing pool comprised of fifty members. Each participant is a member of the assembly. The Plan's business and affairs are conducted by a nine member Board of Directors elected from the JHP's assembly. Each member pays a monthly premium based on their claims history and a monthly administration fee. The Ashland County-West Holmes Joint Vocational School District paid \$43,084 to JHP during fiscal year 2019 for services. All participating members retain their risk and the Plan acts as the claims servicing agent.

B. Basis of Presentation and Measurement Focus

The District's basic financial statements consist of government-wide financial statements, including a statement of net position and a statement of activities, and fund financial statements, which provide a more detailed level of financial information.

Government-wide Financial Statements - The statement of net position and the statement of activities display information about the District as a whole. These statements include the financial activities of the primary government, except for fiduciary funds. The internal service fund activity is eliminated to avoid "doubling up" revenues and expenses.

The government-wide statement of activities presents a comparison between direct expenses and program revenues for each function or program of the governmental activities of the District. Direct expenses are those that are specifically associated with a service, program or department and therefore clearly identifiable to a particular function. Program revenues include amounts paid by the recipient of goods or services offered by the program and grants and contributions that are restricted to meeting the operational requirements of a particular program. Revenues not classified as program revenues are presented as general revenues of the District.

**ASHLAND COUNTY-WEST HOLMES JOINT VOCATIONAL SCHOOL DISTRICT
ASHLAND COUNTY, OHIO**

**NOTES TO THE BASIC FINANCIAL STATEMENTS
FOR THE FISCAL YEAR ENDED JUNE 30, 2019**

NOTE 2 - SUMMARY OF SIGNIFICANT ACCOUNTING POLICIES - (Continued)

The government-wide financial statements are prepared using the economic resources measurement focus. All assets and deferred outflows of resources and all liabilities and deferred inflows of resources associated with the operation of the District are included on the statement of net position.

Fund Financial Statements - Fund financial statements report detailed information about the District. The focus of governmental fund financial statements is on major funds rather than reporting funds by type. Each major fund is presented in a separate column, and all nonmajor funds are aggregated into one column. Fiduciary funds are reported by fund type.

All governmental funds are accounted for using a flow of current financial resources measurement focus. With this measurement focus, only current assets, deferred outflows of resources, current liabilities and deferred inflows of resources generally are included on the balance sheet. The statement of revenues, expenditures and changes in fund balances reports on the sources (i.e., revenues and other financing sources) and uses (i.e., expenditures and other financing uses) of current financial resources. This approach differs from the manner in which the governmental activities of the government-wide financial statements are prepared. Governmental fund financial statements therefore include a reconciliation with brief explanations to better identify the relationship between the government-wide statements and the statements for governmental funds.

Like the government-wide statements, the internal service fund is accounted for on a flow of economic resources measurement focus. All assets, deferred outflows of resources, liabilities, and deferred inflows of resources associated with the operation of this fund are included on the statement of fund net position. The statement of revenues, expenses and changes in net position presents increases (i.e., revenues) and decreases (i.e., expenses) in net position. The statement of cash flows provides information about how the District finances and meets the cash flow needs of its proprietary activity.

The private-purpose trust fund is reported using the economic resources measurement focus. Agency funds do not report a measurement focus as they do not report results of operations.

C. Fund Accounting

The District uses funds to report its financial position and the results of its operations. A fund is a separate accounting entity with a self-balancing set of accounts. Fund accounting is designed to demonstrate legal compliance and to aid financial management by segregating transactions related to certain District activities or functions. Funds are classified into three categories: governmental, proprietary and fiduciary. Each category is divided into separate fund types.

GOVERNMENTAL FUNDS

Governmental funds are those through which most governmental functions typically are financed. Governmental fund reporting focuses on the sources, uses and balances of current financial resources. Expendable assets are assigned to the various governmental funds according to the purposes for which they may or must be used. Current liabilities are assigned to the fund from which they will be paid. The difference between governmental fund assets and deferred outflows of resources and liabilities and deferred inflows of resources is reported as fund balance.

**ASHLAND COUNTY-WEST HOLMES JOINT VOCATIONAL SCHOOL DISTRICT
ASHLAND COUNTY, OHIO**

NOTES TO THE BASIC FINANCIAL STATEMENTS
FOR THE FISCAL YEAR ENDED JUNE 30, 2019

NOTE 2 - SUMMARY OF SIGNIFICANT ACCOUNTING POLICIES - (Continued)

The following are the District's major governmental funds:

General fund - The general fund is used to account for and report all financial resources, except those required to be accounted for in another fund. The general fund balance is available to the District for any purpose provided it is expended or transferred according to the general laws of Ohio.

Adult education fund - The adult education special revenue fund accounts for transactions made in connection with adult education classes. Receipts include, but are not limited to, tuition from patrons and students and reimbursements from the State Department of Education. Expenditures include supplies, salaries and textbooks.

Permanent improvement fund - The permanent improvement capital projects fund receives property taxes for acquisition, construction, or improvement of capital facilities and purchase of textbooks and other instructional materials.

Other governmental funds of the District are used to account for specific revenue sources that are restricted or committed to an expenditure for specified purposes.

PROPRIETARY FUND

Proprietary funds are used to account for the District's ongoing activities which are similar to those often found in the private sector where the determination of net income is necessary or useful to sound financial administration. The following is the District's proprietary fund:

Internal service fund - The internal service fund is used to account for the financing of goods or services provided by one department or agency to other departments or agencies of the District or to other governments, on a cost-reimbursement basis. The internal service fund of the District accounts for a self-insurance program which provides medical benefits to employees.

FIDUCIARY FUNDS

Fiduciary fund reporting focuses on net position and changes in net position. The fiduciary fund category is split into four classifications: pension trust funds, investment trust funds, private purpose trust funds, and agency funds. Trust funds are used to account for assets held by the District under a trust agreement for individuals, private organizations, or other governments and are not available to support the District's own programs. The District's trust funds are private purpose trusts which account for scholarship programs for students. Agency funds are custodial in nature (assets equal liabilities) and do not involve measurement of results of operations. The District's agency funds account for various student-managed activities.

D. Basis of Accounting

Basis of accounting determines when transactions are recorded in the financial records and reported on the financial statements. Government-wide financial statements are prepared using the accrual basis of accounting. Governmental funds use the modified accrual basis of accounting. Fiduciary funds use the accrual basis of accounting.

**ASHLAND COUNTY-WEST HOLMES JOINT VOCATIONAL SCHOOL DISTRICT
ASHLAND COUNTY, OHIO**

**NOTES TO THE BASIC FINANCIAL STATEMENTS
FOR THE FISCAL YEAR ENDED JUNE 30, 2019**

NOTE 2 - SUMMARY OF SIGNIFICANT ACCOUNTING POLICIES - (Continued)

Revenues - Exchange and Nonexchange Transactions - Revenue resulting from exchange transactions, in which each party gives and receives essentially equal value, is recorded on the accrual basis when the exchange takes place. On a modified accrual basis, revenue is recorded in the fiscal year in which the resources are measurable and become available. Available means that the resources will be collected within the current fiscal year or are expected to be collected soon enough thereafter to be used to pay liabilities of the current fiscal year. For the District, available means expected to be received within sixty days of fiscal year end.

Nonexchange transactions, in which the District receives value without directly giving equal value in return, include property taxes, grants, entitlements and donations. On an accrual basis, revenue from property taxes is recognized in the fiscal year for which the taxes are levied (See Note 6).

Revenue from grants, entitlements and donations is recognized in the fiscal year in which all eligibility requirements have been satisfied. Eligibility requirements include timing requirements, which specify the year when the resources are required to be used or the fiscal year when use is first permitted, matching requirements, in which the District must provide local resources to be used for a specified purpose, and expenditure requirements, in which the resources are provided to the District on a reimbursement basis. On a modified accrual basis, revenue from nonexchange transactions must also be available before it can be recognized.

Under the modified accrual basis, the following revenue sources are considered to be both measurable and available at fiscal year-end: property taxes available as an advance, interest, tuition, grants, student fees and rentals.

Deferred Outflows of Resources and Deferred Inflows of Resources - In addition to assets, the government-wide statement of net position will report a separate section for deferred outflows of resources. Deferred outflows of resources represent a consumption of net position that applies to a future period and will not be recognized as an outflow of resources (expense/expenditure) until then. For the District, see Notes 13 and 14 for deferred outflows of resources related to the District's net pension liability and net OPEB liability/asset, respectively.

In addition to liabilities, both the government-wide statement of net position and the governmental fund financial statements report a separate section for deferred inflows of resources. Deferred inflows of resources represent an acquisition of net position that applies to a future period and will not be recognized as an inflow of resources (revenue) until that time. For the District, deferred inflows of resources include property taxes and unavailable revenue. Property taxes represent amounts for which there is an enforceable legal claim as of June 30, 2019, but which were levied to finance fiscal year 2020 operations. These amounts have been recorded as a deferred inflow of resources on both the government-wide statement of net position and the governmental fund financial statements. Unavailable revenue is reported only on the governmental funds balance sheet and represents receivables which will not be collected within the available period. For the District unavailable revenue includes, but is not limited to, delinquent property taxes and intergovernmental grants. These amounts are deferred and recognized as an inflow of resources in the period the amounts become available.

**ASHLAND COUNTY-WEST HOLMES JOINT VOCATIONAL SCHOOL DISTRICT
ASHLAND COUNTY, OHIO**

**NOTES TO THE BASIC FINANCIAL STATEMENTS
FOR THE FISCAL YEAR ENDED JUNE 30, 2019**

NOTE 2 - SUMMARY OF SIGNIFICANT ACCOUNTING POLICIES - (Continued)

For the District, see Notes 13 and 14 for deferred inflows of resources related to the District's net pension liability and net OPEB liability/asset, respectively. This deferred inflow of resources is only reported on the government-wide statement of net position.

Expenses/Expenditures - On the accrual basis of accounting, expenses are recognized at the time they are incurred. The fair value of donated commodities used during the year is reported in the statement of revenues, expenditures and changes in fund balances as an expenditure with a like amount reported as intergovernmental revenue.

The measurement focus of governmental fund accounting is on decreases in net financial resources (expenditures) rather than expenses. Expenditures are generally recognized in the accounting period in which the related fund liability is incurred, if measurable. Allocations of cost, such as depreciation and amortization, are not recognized in governmental funds.

E. Budgetary Data

All funds, other than agency funds, are legally required to be budgeted and appropriated. The major documents prepared are the tax budget, the appropriation resolution and the certificate of estimated resources, which are prepared on the budgetary basis of accounting. The tax budget demonstrates a need for existing or increased tax rates. The certificate of estimated resources establishes a limit on the amounts that the Board of Education may appropriate. The appropriation resolution is the Board's authorization to spend resources and set annual limits on expenditures plus encumbrances at a level of control selected by the Board. The legal level of control has been established by the Board of Education at the fund level. Budgetary modifications at this level require resolution of the Board of Education. The Treasurer has been given authority to allocate Board appropriations to the function and object levels within each fund.

The certificate of estimated resources may be amended during the year if projected increases or decreases in revenue are identified by the District Treasurer. The amounts reported as the original and final budgeted amounts in the budgetary statements reflect the amounts in the certificate when the original and final appropriations were adopted.

The appropriation resolution is subject to amendment by the Board throughout the year with the restriction that appropriations may not exceed estimated resources. The amounts reported as the original budgeted amounts reflect the first appropriation for that fund that covered the entire fiscal year, including amounts automatically carried over from prior years. The amounts reported as the final budgeted amounts represent the final appropriation amounts passed by the Board during the fiscal year.

F. Cash and Cash Equivalents

To improve cash management, cash received by the District is pooled. Monies for all funds, excluding the internal service fund, are maintained in this pool. Individual fund integrity is maintained through District records. Interest in the pool is presented as "equity in pooled cash and cash equivalents" on the financial statements.

**ASHLAND COUNTY-WEST HOLMES JOINT VOCATIONAL SCHOOL DISTRICT
ASHLAND COUNTY, OHIO**

**NOTES TO THE BASIC FINANCIAL STATEMENTS
FOR THE FISCAL YEAR ENDED JUNE 30, 2019**

NOTE 2 - SUMMARY OF SIGNIFICANT ACCOUNTING POLICIES - (Continued)

During fiscal year 2019, the District invested in the State Treasury Asset Reserve of Ohio (STAR Ohio). STAR Ohio is an investment pool managed by the State Treasurer's Office which allows governments within the State to pool their funds for investment purposes. STAR Ohio is not registered with the SEC as an investment company, but has adopted Governmental Accounting Standards Board (GASB), Statement No. 79, "Certain External Investment Pools and Pool Participants." The District measures its investment in STAR Ohio at the net asset value (NAV) per share provided by STAR Ohio. The NAV per share is calculated on an amortized cost basis that provides an NAV per share that approximates fair value.

For fiscal year 2019, there were no limitations or restrictions on any participant withdrawals due to redemption notice periods, liquidity fees, or redemption gates. However, notice must be given 24 hours in advance of all deposits and withdrawals exceeding \$25 million. STAR Ohio reserves the right to limit the transaction to \$100 million, requiring the excess amount to be transacted the following business day(s), but only to the \$100 million limit. All accounts of the participant will be combined for these purposes.

Under existing Ohio statutes all investment earnings are assigned to the general fund unless statutorily required to be credited to a specific fund. The Board of Education has, by resolution, specified the funds to receive an allocation of interest earnings. Interest revenue credited to the general fund during fiscal year 2019 amounted to \$142,816, which includes \$10,802 assigned from other District funds.

The District participates in the Jefferson Health Plan for self-insurance. These monies are held separate from the District's central bank account and reported as cash with fiscal agent.

For presentation on the basic financial statements, investments of the cash management pool and investments with original maturities of three months or less at the time they are purchased by the District are considered to be cash equivalents. Investments with an initial maturity of more than three months are reported as investments.

An analysis of the District's investment account at fiscal year-end is provided in Note 4.

G. Prepayments

Certain payments to vendors reflect the costs applicable to future accounting periods and are recorded as prepaid items in both government-wide and fund financial statements. These items are reported as assets on the balance sheet using the consumption method. A current asset for the prepaid amounts is recorded at the time of the purchase and the expenditure/expense is reported in the year in which services are consumed.

At fiscal year end, because prepayments are not available to finance future governmental fund expenditures, the fund balance is considered nonspendable in an amount equal to the carrying value of the asset on the fund financial statements.

**ASHLAND COUNTY-WEST HOLMES JOINT VOCATIONAL SCHOOL DISTRICT
ASHLAND COUNTY, OHIO**

NOTES TO THE BASIC FINANCIAL STATEMENTS
FOR THE FISCAL YEAR ENDED JUNE 30, 2019

NOTE 2 - SUMMARY OF SIGNIFICANT ACCOUNTING POLICIES - (Continued)

H. Inventory

On government-wide and fund financial statements, purchased inventories are presented at the lower of cost or market and donated commodities are presented at their entitlement value. Inventories are recorded on a first-in, first-out basis and are expensed when used. Inventories are accounted for using the consumption method on the government-wide statements and the fund financial statements.

On the fund financial statements, reported material and supplies inventory is equally offset by nonspendable fund balance in the governmental funds which indicates that it does not constitute available spendable resources even though it is a component of net current assets.

Inventory consists of expendable supplies held for consumption, donated food and purchased food.

I. Capital Assets

All of the District's capital assets are general capital assets resulting from expenditures in governmental funds. These assets are reported in the governmental activities column on the government-wide statement of net position but are not reported on the fund financial statements.

All capital assets are capitalized at cost (or estimated historical cost) and updated for additions and retirements during the year. Donated capital assets are recorded at their acquisition values as of the date donated. The District's capitalization threshold is \$5,000. Improvements are capitalized. The costs of normal maintenance and repairs that do not add to the value of the asset or materially extend an asset's life are not capitalized.

All reported capital assets except land are depreciated. Improvements are depreciated over the remaining useful lives of the related capital assets. Depreciation is computed using the straight-line method over the following useful lives:

Description	Estimated Lives
Land Improvements	5 - 10 years
Buildings and Building Improvements	10 - 50 years
Infrastructure	50 years
Furniture and Equipment	5 - 20 years
Vehicles	5 - 20 years

J. Interfund Balances

On fund financial statements, receivables and payables resulting from short-term interfund loans are classified as "interfund loans payable." These amounts are eliminated in the governmental activities column on the statement of net position.

**ASHLAND COUNTY-WEST HOLMES JOINT VOCATIONAL SCHOOL DISTRICT
ASHLAND COUNTY, OHIO**

**NOTES TO THE BASIC FINANCIAL STATEMENTS
FOR THE FISCAL YEAR ENDED JUNE 30, 2019**

NOTE 2 - SUMMARY OF SIGNIFICANT ACCOUNTING POLICIES - (Continued)

K. Compensated Absences

The District reports compensated absences in accordance with the provisions of GASB No. 16, "Accounting for Compensated Absences."

Vacation benefits are accrued as a liability as the benefits are earned if the employees' rights to receive compensation are attributable to services already rendered and it is probable that the employer will compensate the employees for the benefits through paid time off or some other means.

Sick leave benefits are accrued as a liability using the termination method. An accrual for earned sick leave is made to the extent that it is probable that benefits will result in termination payments. The liability is an estimate based on the District's past experience of making termination payments.

On the governmental fund statements, compensated absences are recognized as a liability and expenditure to the extent payments come due each period upon the occurrence of employee resignations and retirements. These amounts are recorded in the account "compensated absences payable" in the funds from which the employee will be paid.

The entire compensated absence liability is reported on the government-wide financial statements.

L. Accrued Liabilities and Long-Term Obligations

All payables, accrued liabilities and long-term obligations are reported in the government-wide financial statements, and all payables, accrued liabilities and long-term obligations payable from the internal service fund are reported on the proprietary fund financial statements.

In general, governmental fund payables and accrued liabilities that, once incurred, are paid in a timely manner and in full from current financial resources are reported as obligations of the funds. However, claims, judgments and compensated absences that will be paid from governmental funds are reported as a liability in the fund financial statements only to the extent that they are due for payment during the current year. Net pension/OPEB liability should be recognized in the governmental funds to the extent that benefit payments are due and payable and the pension/OPEB plan's fiduciary net position is not sufficient for payment of those benefits. Bonds and leases are recognized as liabilities on the fund financial statements when due.

M. Interfund Activity

Exchange transactions between funds are reported as revenues in the seller funds and as expenditures/expenses in the purchaser funds. Flows of cash or goods from one fund to another without a requirement for repayment are reported as interfund transfers. Interfund transfers are reported as other financing sources/uses in governmental funds. Repayment from funds responsible for particular expenditures/expenses to the funds that initially paid for them are not presented on the financial statements.

Interfund activities between governmental funds are eliminated in the statement of activities.

**ASHLAND COUNTY-WEST HOLMES JOINT VOCATIONAL SCHOOL DISTRICT
ASHLAND COUNTY, OHIO**

NOTES TO THE BASIC FINANCIAL STATEMENTS
FOR THE FISCAL YEAR ENDED JUNE 30, 2019

NOTE 2 - SUMMARY OF SIGNIFICANT ACCOUNTING POLICIES - (Continued)

N. Fund Balance

Fund balance is divided into five classifications based primarily on the extent to which the District is bound to observe constraints imposed upon the use of the resources in the governmental funds. The classifications are as follows:

Nonspendable - The nonspendable fund balance classification includes amounts that cannot be spent because they are not in spendable form or legally required to be maintained intact. The “not in spendable form” criterion includes items that are not expected to be converted to cash.

Restricted - Fund balance is reported as restricted when constraints are placed on the use of resources that are either externally imposed by creditors (such as through debt covenants), grantors, contributors, or laws or regulations of other governments, or imposed by law through constitutional provisions or enabling legislation.

Committed - The committed fund balance classification includes amounts that can be used only for the specific purposes imposed by a formal action (resolution) of the District Board of Education (the highest level of decision making authority). Those committed amounts cannot be used for any other purpose unless the District Board of Education removes or changes the specified use by taking the same type of action (resolution) it employed to previously commit those amounts. Committed fund balance also incorporates contractual obligations to the extent that existing resources in the fund have been specifically committed for use in satisfying those contractual requirements.

Assigned - Amounts in the assigned fund balance classification are intended to be used by the District for specific purposes but do not meet the criteria to be classified as restricted nor committed. In governmental funds other than the general fund, assigned fund balance represents the remaining amount that is not restricted or committed. In the general fund, assigned amounts represent intended uses established by policies of the District Board of Education, which includes giving the Treasurer the authority to constrain monies for intended purposes.

Unassigned - Unassigned fund balance is the residual classification for the general fund and includes all spendable amounts not contained in the other classifications. In other governmental funds, the unassigned classification is only used to report a deficit fund balance resulting from overspending for specific purposes for which amounts had been restricted, committed, or assigned.

The District applies restricted resources first when expenditures are incurred for purposes for which restricted and unrestricted (committed, assigned, and unassigned) fund balance is available. Similarly, within unrestricted fund balance, committed amounts are reduced first followed by assigned, and then unassigned amounts when expenditures are incurred for purposes for which amounts in any of the unrestricted fund balance classifications could be used.

**ASHLAND COUNTY-WEST HOLMES JOINT VOCATIONAL SCHOOL DISTRICT
ASHLAND COUNTY, OHIO**

**NOTES TO THE BASIC FINANCIAL STATEMENTS
FOR THE FISCAL YEAR ENDED JUNE 30, 2019**

NOTE 2 - SUMMARY OF SIGNIFICANT ACCOUNTING POLICIES - (Continued)

O. Net Position

Net position represents the difference between assets and deferred outflows of resources and liabilities and deferred inflows of resources. The net position component “net investment in capital assets,” consists of capital assets, net of accumulated depreciation, reduced by the outstanding balances of any borrowing used for the acquisition, construction or improvement of those assets. Deferred outflows of resources and deferred inflows of resources that are attributable to the acquisition, construction or improvement of those assets or related debt also should be included in this component of net position. Net position is reported as restricted when there are limitations imposed on its use either through the enabling legislation adopted by the District or through external restrictions imposed by creditors, grantors or laws or regulations of other governments. The amount restricted for other purposes represents amounts restricted for adult education.

The District applies restricted resources first when an expense is incurred for purposes for which both restricted and unrestricted net position is available.

P. Operating Revenues and Expenses

Operating revenues are those revenues that are generated directly from the primary activity of the proprietary fund. For the District, these revenues are charges for services for self-insurance programs. Operating expenses are necessary costs incurred to provide the goods or service that is the primary activity of the fund. Any revenues and expenses not meeting the definitions of operating are reported as nonoperating.

Q. Estimates

The preparation of financial statements in conformity with generally accepted accounting principles requires management to make estimates and assumptions that affect the amounts reported in the financial statements and accompanying notes. Actual results may differ from those estimates.

R. Pensions/Other Postemployment Benefits (OPEB)

For purposes of measuring the net pension/OPEB liability, information about the fiduciary net position of the pension/OPEB plans and additions to/deductions from their fiduciary net position have been determined on the same basis as they are reported by the pension/OPEB plan. For this purpose, benefit payments (including refunds of employee contributions) are recognized when due and payable in accordance with the benefit terms. The pension/OPEB plans report investments at fair value.

S. Extraordinary and Special Items

Extraordinary items are transactions or events that are both unusual in nature and infrequent in occurrence. Special items are transactions or events that are within the control of management and are either unusual in nature or infrequent in occurrence. Neither type of transaction occurred during fiscal year 2019.

**ASHLAND COUNTY-WEST HOLMES JOINT VOCATIONAL SCHOOL DISTRICT
ASHLAND COUNTY, OHIO**

NOTES TO THE BASIC FINANCIAL STATEMENTS
FOR THE FISCAL YEAR ENDED JUNE 30, 2019

NOTE 3 - ACCOUNTABILITY AND COMPLIANCE

A. Change in Accounting Principles/Restatement of Net Position

For fiscal year 2019, the District has implemented GASB Statement No. 83, "Certain Asset Retirement Obligations" and GASB Statement No. 88, "Certain Disclosures Related to Debt, Including Direct Borrowings and Direct Placements".

GASB Statement No. 83 addresses accounting and financial reporting for certain asset retirement obligations (AROs). An ARO is a legally enforceable liability associated with the retirement of a tangible capital asset. A government that has legal obligations to perform future asset retirement activities related to its tangible capital assets should recognize a liability. The implementation of GASB Statement No. 83 did not have an effect on the financial statements of the District.

GASB Statement No. 88 improves the information that is disclosed in notes to the basic financial statements related to debt, including direct borrowings and direct placements. It also clarifies which liabilities governments should include when disclosing information related to debt. The implementation of GASB Statement No. 88 did not have an effect on the financial statements of the District.

B. Deficit Fund Balances

Fund balances at June 30, 2019 included the following individual fund deficits:

<u>Nonmajor funds</u>	<u>Deficit</u>
Vocational education	\$ 45,078

The general fund is liable for any deficit in these funds and provides transfers when cash is required, not when accruals occur. The deficit fund balances resulted from adjustments for accrued liabilities.

NOTE 4 - DEPOSITS AND INVESTMENTS

State statutes classify monies held by the District into three categories.

Active deposits are public deposits necessary to meet current demands on the treasury. Such monies must be maintained either as cash in the District treasury, in commercial accounts payable or withdrawable on demand, including negotiable order of withdrawal (NOW) accounts, or in money market deposit accounts.

Inactive deposits are public deposits that the Board of Education has identified as not required for use within the current two year period of designation of depositories. Inactive deposits must either be evidenced by certificates of deposit maturing not later than the end of the current period of designation of depositories, or by savings or deposit accounts including, but not limited to, passbook accounts.

Interim deposits are deposits of interim monies. Interim monies are those monies which are not needed for immediate use but which will be needed before the end of the current period of designation of depositories.

Interim deposits must be evidenced by time certificates of deposit maturing not more than one year from the date of deposit or by savings or deposit accounts including passbook accounts.

**ASHLAND COUNTY-WEST HOLMES JOINT VOCATIONAL SCHOOL DISTRICT
ASHLAND COUNTY, OHIO**

**NOTES TO THE BASIC FINANCIAL STATEMENTS
FOR THE FISCAL YEAR ENDED JUNE 30, 2019**

NOTE 4 - DEPOSITS AND INVESTMENTS - (Continued)

Interim monies are to be deposited or invested in the following securities:

1. United States Treasury Note, Bills, Bonds, or any other obligation or security issued by the United States Treasury or any other obligation guaranteed as to principal and interest by the United States;
2. Bonds, notes, debentures, or any other obligations or securities issued by any federal government agency or instrumentality, including, but not limited to, the Federal National Mortgage Association, Federal Home Loan Bank, Federal Farm Credit Bank, Federal Home Loan Mortgage Corporation, Government National Mortgage Association, and Student Loan Marketing Association. All federal agency securities shall be direct issuances of federal government agencies or instrumentalities;
3. Written repurchase agreements in the securities listed above provided that the market value of the securities subject to the repurchase agreement must exceed the principal value of the agreement by at least two percent and be marked to market daily, and that the term of the agreement must not exceed thirty days;
4. Bonds and other obligations of the State of Ohio;
5. No-load money market mutual funds consisting exclusively of obligations described in items (1) or (2) above and repurchase agreements secured by such obligations, provided that investments in securities described in this division are made only through eligible institutions;
6. The State Treasurer's investment pool, the State Treasury Asset Reserve of Ohio (STAR Ohio);
7. Certain banker's acceptance and commercial paper notes for a period not to exceed one-hundred-eighty days and two-hundred-seventy days, respectively, from the purchase date in an amount not to exceed forty percent of the interim monies available for investment at any one time; and,
8. Under limited circumstances, corporate debt interests rated in either of the two highest classifications by at least two nationally recognized rating agencies.

Protection of the District's deposits is provided by the Federal Deposit Insurance Corporation (FDIC), by eligible securities pledged by the financial institution as security for repayment, or by the financial institutions participation in the Ohio Pooled Collateral System (OPCS), a collateral pool of eligible securities deposited with a qualified trustee and pledged to the Treasurer of State to secure the repayment of all public monies deposited in the financial institution.

Investments in stripped principal or interest obligations, reverse repurchase agreements and derivatives are prohibited. The issuance of taxable notes for the purpose of arbitrage, the use of leverage and short selling are also prohibited. An investment must mature within five years from the date of purchase unless matched to a specific obligation or debt of the District and must be purchased with the expectation that it will be held to maturity. Investments may only be made through specified dealers and institutions. Payment for investments may be made only upon delivery of the securities representing the investments to the Treasurer or, if the securities are not represented by a certificate, upon receipt of confirmation of transfer from the custodian.

**ASHLAND COUNTY-WEST HOLMES JOINT VOCATIONAL SCHOOL DISTRICT
ASHLAND COUNTY, OHIO**

NOTES TO THE BASIC FINANCIAL STATEMENTS
FOR THE FISCAL YEAR ENDED JUNE 30, 2019

NOTE 4 - DEPOSITS AND INVESTMENTS - (Continued)

A. Cash on Hand

At year-end, the District had \$375 in deposited cash on hand which is included on the financial statements of the District as part of “equity in pooled cash and cash equivalents.”

B. Funds Held by Fiscal Agent

The District participates in the Jefferson Health Plan for employee benefits. The amount held at fiscal year-end for the employee benefit self-insurance fund was \$1,030,989. All benefit deposits are made to the consortium’s depository account. Collateral is held by a qualified third-party trustee in the name of the consortium.

C. Deposits with Financial Institutions

At June 30, 2019, the carrying amount of all District deposits was (\$105,406). Based on the criteria described in GASB Statement No. 40, “Deposits and Investment Risk Disclosures”, as of June 30, 2019, \$59,662 of the District’s bank balance of \$309,662 was exposed to custodial risk as discussed below, while \$250,000 was covered by the FDIC. The negative carrying amount of District deposits was not due to an actual cash overdraft, but due to timing differences with outstanding checks exceeding bank balances.

Custodial credit risk is the risk that, in the event of bank failure, the District will not be able to recover deposits or collateral securities that are in the possession of an outside party. The District has no deposit policy for custodial credit risk beyond the requirements of State statute. Ohio law requires that deposits either be insured or protected by (1) eligible securities pledged to the District and deposited with a qualified trustee by the financial institution as security for repayment whose fair value at all times shall be at least 105 percent of the deposits being secured, or (2) participation in the Ohio Pooled Collateral System (OPCS), a collateral pool of eligible securities deposited with a qualified trustee and pledged to the Treasurer of State to secure the repayment of all public monies deposited in the financial institution. OPCS requires the total fair value of the securities pledged to be 102 percent of the deposits being secured or a rate set by the Treasurer of State. For 2019, the District’s financial institutions were approved for a collateral rate of 102 percent through the OPCS. Although all statutory requirements for the deposit of money had been followed, noncompliance with Federal requirements could potentially subject the District to a successful claim by the FDIC.

D. Investments

As of June 30, 2019, the District had the following investments and maturities:

Measurement/ <u>Investment type</u>	Measurement <u>Amount</u>	<u>Investment Maturity</u> 6 months or <u>less</u>
<i>Amortized cost:</i>		
STAR Ohio	\$ 7,606,721	\$ 7,606,721

The weighted average maturity is one day.

**ASHLAND COUNTY-WEST HOLMES JOINT VOCATIONAL SCHOOL DISTRICT
ASHLAND COUNTY, OHIO**

NOTES TO THE BASIC FINANCIAL STATEMENTS
FOR THE FISCAL YEAR ENDED JUNE 30, 2019

NOTE 4 - DEPOSITS AND INVESTMENTS - (Continued)

Interest Rate Risk: Interest rate risk arises because potential purchasers of debt securities will not agree to pay face value for those securities if interest rates substantially increase. As a means of limiting its exposure to fair value losses arising from rising interest rates, the District's investment policy limits investment portfolio maturities to five years or less. State statute requires that an investment must be purchased with the expectation that it will be held to maturity.

Credit Risk: Standard & Poor's has assigned STAR Ohio an AAAM money market rating. Ohio law requires that STAR Ohio maintain the highest rating provided by at least one nationally recognized standard rating service. The District's investment policy does not address investment credit risk beyond the requirements of State statutes.

Custodial Credit Risk: For an investment, custodial credit risk is the risk that, in the event of the failure of the counterparty, the District will not be able to recover the value of its investment or collateral securities that are in the possession of an outside party. The District's investment policy does not specifically address custodial credit risk beyond the adherence to all relevant sections of the Ohio Revised Code. Requirements in State statute prohibit payment for investments prior to the delivery of the securities representing such investments to the treasurer or qualified trustee. If the securities transferred are not represented by a certificate, payment shall be made only upon receipt of confirmation of transfer from the custodian by the treasurer, governing board or qualified trustee.

Concentration of Credit Risk: The District places no dollar limit on the amount that may be invested in any one issuer. The following table includes the percentage of each investment type held by the District at June 30, 2019:

<u>Measurement/ Investment type</u>	<u>Fair Value</u>	<u>% of Total</u>
<i>Amortized cost:</i>		
STAR Ohio	<u>\$ 7,606,721</u>	<u>100.00</u>

E. Reconciliation of Cash and Investments to the Statement of Net Position

The following is a reconciliation of cash and investments as reported in the note above to cash and investments as reported on the statement of net position as of June 30, 2019:

<u>Cash and investments per note</u>	
Carrying amount of deposits	\$ (105,406)
Investments	7,606,721
Cash with fiscal agent	1,030,989
Cash on hand	<u>375</u>
Total	<u>\$ 8,532,679</u>
 <u>Cash and investments per statement of net position</u>	
Governmental activities	\$ 8,442,338
Private-purpose trust funds	22,737
Agency funds	<u>67,604</u>
Total	<u>\$ 8,532,679</u>

**ASHLAND COUNTY-WEST HOLMES JOINT VOCATIONAL SCHOOL DISTRICT
ASHLAND COUNTY, OHIO**

NOTES TO THE BASIC FINANCIAL STATEMENTS
FOR THE FISCAL YEAR ENDED JUNE 30, 2019

NOTE 5 - INTERFUND TRANSACTIONS

A. Interfund Balances

Interfund balances at June 30, 2019, as reported on the fund statements consist of the following individual interfund loans receivable and payable:

<u>Receivable fund</u>	<u>Payable funds</u>	<u>Amount</u>
General fund	Nonmajor governmental funds	<u>\$ 25,000</u>

The primary purpose of the interfund balances is to cover costs in specific funds where revenues were not received by June 30. These interfund balances will be repaid once the anticipated revenues are received. All interfund balances are expected to be repaid within one year. Interfund balances between governmental funds are eliminated on the government-wide financial statements.

B. Interfund Transfers

Interfund transfers for the year ended June 30, 2019 consisted of the following, as reported on the fund financial statements:

<u>Transfers from general fund to:</u>	<u>Amount</u>
Nonmajor governmental funds	<u>\$ 25,000</u>

Transfers are used to (1) move revenues from the fund that statute or budget required to collect them to the fund that statute or budget requires to expend them and (2) use unrestricted revenues collected in the general fund to finance various programs accounted for in other funds in accordance with budgetary authorizations.

Interfund transfers between governmental funds are eliminated for reporting in the statement of activities.

All transfers during fiscal year 2019 were made in compliance with Ohio Revised Code Sections 5705.14, 5705.15 and 5705.16.

NOTE 6 - PROPERTY TAXES

Property taxes are levied and assessed on a calendar year basis while the District fiscal year runs from July through June. First half tax collections are received by the District in the second half of the fiscal year. Second half tax distributions occur in the first half of the following fiscal year.

**ASHLAND COUNTY-WEST HOLMES JOINT VOCATIONAL SCHOOL DISTRICT
ASHLAND COUNTY, OHIO**

NOTES TO THE BASIC FINANCIAL STATEMENTS
FOR THE FISCAL YEAR ENDED JUNE 30, 2019

NOTE 6 - PROPERTY TAXES - (Continued)

Property taxes include amounts levied against all real property and public utility property. Real property tax revenues received in calendar year 2019 represent the collection of calendar year 2018 taxes. Real property taxes received in calendar year 2019 were levied after April 1, 2018, on the assessed values as of January 1, 2018, the lien date. Assessed values for real property taxes are established by State statute at 35 percent of appraised market value. Real property taxes are payable annually or semiannually. If paid annually, payment is due December 31; if paid semiannually, the first payment is due December 31, with the remainder payable by June 20. Under certain circumstances, State statute permits alternate payment dates to be established. Public utility property tax revenues received in calendar year 2019 represent the collection of calendar year 2017 taxes. Public utility real and personal property taxes received in calendar year 2019 became a lien on December 31, 2017, were levied after April 1, 2018, and are collected with real property taxes. Public utility real property is assessed at 35 percent of true value; public utility tangible personal property is currently assessed at varying percentages of true value.

The District receives property taxes from seven counties. The County Auditors periodically advance to the District its portion of the taxes collected. Second-half real property tax payments collected by the Counties by June 30, 2019, are available to finance fiscal year 2019 operations. The amount available as an advance at June 30, 2019 was \$900,911 in the general fund and \$136,849 in the permanent improvement fund. This amount is recorded as revenue. The amount available for advance at June 30, 2018 was \$863,107 in the general fund and \$129,179 in the permanent improvement fund. The amount of second-half real property taxes available for advance at fiscal year-end can vary based on the date the tax bills are sent.

Accrued property taxes receivable includes real property, public utility property and delinquent tangible personal property taxes which are measurable as of June 30, 2019 and for which there is an enforceable legal claim. Although total property tax collections for the next fiscal year are measurable, only the amount of real property taxes available as an advance at June 30 was levied to finance current fiscal year operations and is reported as revenue at fiscal year-end. The portion of the receivable not levied to finance current fiscal year operations is offset by a credit to deferred inflows.

On the accrual basis of accounting, collectible delinquent property taxes have been recorded as a receivable and revenue, while on a modified accrual basis of accounting the revenue has been reported as a deferred inflow.

The assessed values upon which the fiscal year 2019 taxes were collected are:

	2018 Second Half Collections		2019 First Half Collections	
	<u>Amount</u>	<u>Percent</u>	<u>Amount</u>	<u>Percent</u>
Agricultural/residential and other real estate	\$ 1,304,261,990	91.46	\$ 1,319,553,900	88.08
Public utility personal	<u>121,833,350</u>	<u>8.54</u>	<u>178,596,050</u>	<u>11.92</u>
Total	<u>\$ 1,426,095,340</u>	<u>100.00</u>	<u>\$ 1,498,149,950</u>	<u>100.00</u>
Tax rate per \$1,000 of assessed valuation	\$ 4.10		\$ 4.10	

**ASHLAND COUNTY-WEST HOLMES JOINT VOCATIONAL SCHOOL DISTRICT
ASHLAND COUNTY, OHIO**

**NOTES TO THE BASIC FINANCIAL STATEMENTS
FOR THE FISCAL YEAR ENDED JUNE 30, 2019**

NOTE 7 - TAX ABATEMENTS ENTERED INTO BY OTHER GOVERNMENTS

Other governments entered into property tax abatement agreements with property and business owners under Enterprise Zone Agreements (“EZAs”) and the Ohio Community Reinvestment Area (“CRA”) program with the taxing districts of the District. The EZAs and CRA program are directive incentive tax exemption programs benefiting property and business owners who renovate or construct new buildings or bring new jobs into the area. Under these programs, the other governments designated areas to encourage revitalization of the existing housing stock, the development of new structures, and economic growth. Within the taxing districts of the District, certain municipal governments located in the counties of Holmes and Ashland have entered into such agreements. Under these agreements, the Districts property taxes were reduced by \$5,072 in Holmes County and \$29,000, in Ashland County. The District is not receiving any amounts from the other governments in association with the forgone property tax revenue.

NOTE 8 - RECEIVABLES

Receivables at June 30, 2019 consisted of property taxes, accounts (billings for user charged services and student fees) and intergovernmental grants and entitlements. All receivables are considered collectible in full due to the ability to foreclose for the nonpayment of taxes, the stable condition of State programs and the current year guarantee of federal funds. A summary of the principal items of receivables reported on the statement of net position follows:

Governmental activities:	
Property taxes	\$ 3,651,183
Accounts	37,473
Intergovernmental	<u>72,900</u>
Total	<u>\$ 3,761,556</u>

Receivables have been disaggregated on the face of the basic financial statements. All receivables are expected to be collected within the subsequent year.

**ASHLAND COUNTY-WEST HOLMES JOINT VOCATIONAL SCHOOL DISTRICT
ASHLAND COUNTY, OHIO**

NOTES TO THE BASIC FINANCIAL STATEMENTS
FOR THE FISCAL YEAR ENDED JUNE 30, 2019

NOTE 9 - CAPITAL ASSETS

Capital asset activity for the fiscal year ended June 30, 2019, was as follows:

	Balance			Balance
	<u>06/30/18</u>	<u>Additions</u>	<u>Deductions</u>	<u>06/30/19</u>
Governmental activities:				
<i>Capital assets, not being depreciated:</i>				
Land	\$ 50,000	\$ -	\$ -	\$ 50,000
Total capital assets, not being depreciated	<u>50,000</u>	<u>-</u>	<u>-</u>	<u>50,000</u>
<i>Capital assets, being depreciated:</i>				
Land improvements	212,497	-	-	212,497
Buildings and building improvements	10,089,951	99,989	(30,133)	10,159,807
Infrastructure	60,260	-	-	60,260
Furniture and equipment	2,893,123	156,027	(116,121)	2,933,029
Vehicles	20,508	-	(14,000)	6,508
Total capital assets, being depreciated	<u>13,276,339</u>	<u>256,016</u>	<u>(160,254)</u>	<u>13,372,101</u>
<i>Less: accumulated depreciation:</i>				
Land improvements	(139,236)	(3,221)	-	(142,457)
Buildings and improvements	(5,530,499)	(211,957)	7,182	(5,735,274)
Infrastructure	(47,798)	(1,205)	-	(49,003)
Furniture and equipment	(1,564,219)	(190,931)	98,079	(1,657,071)
Vehicles	(17,007)	-	10,499	(6,508)
Total accumulated depreciation	<u>(7,298,759)</u>	<u>(407,314)</u>	<u>115,760</u>	<u>(7,590,313)</u>
Governmental activities capital assets, net	<u>\$ 6,027,580</u>	<u>\$ (151,298)</u>	<u>\$ (44,494)</u>	<u>\$ 5,831,788</u>

Depreciation expense was charged to governmental functions as follows:

<u>Instruction:</u>	
Regular	\$ 40,554
Special	1,139
Vocational	288,658
Adult/Continuing	13,244
 <u>Support services:</u>	
Administration	8,312
Operations and maintenance	42,380
Pupil transportation	1,628
Central	2,665
Food service operations	8,734
Total depreciation expense	<u>\$ 407,314</u>

**ASHLAND COUNTY-WEST HOLMES JOINT VOCATIONAL SCHOOL DISTRICT
ASHLAND COUNTY, OHIO**

NOTES TO THE BASIC FINANCIAL STATEMENTS
FOR THE FISCAL YEAR ENDED JUNE 30, 2019

NOTE 10 - CAPITALIZED LEASES - LESSEE DISCLOSURE

In a prior fiscal year, the District entered into a capitalized lease with U.S. Bank Equipment Financing for copier equipment. This lease agreement meets the criteria of a capital lease that generally transfers benefits and risks of ownership to the lessee. Capital lease payments have been reclassified and are reflected as debt service expenditures in the financial statements for the governmental funds. These expenditures are reported as function expenditures on the budgetary statements.

Capital assets consisting of copier equipment have been capitalized in the amount of \$144,053. This amount represents the present value of the minimum lease payments at the time of acquisition. A corresponding liability is recorded in the government-wide financial statements. Accumulated depreciation as of June 30, 2019 was \$132,797 leaving a current book value of \$11,256. Principal and interest payments for the capital lease in fiscal year 2019 totaled \$28,174 and \$1,020, respectively, paid by the general fund and the adult education fund.

The following is a schedule of the future long-term minimum lease payments required under the capital lease and the present value of the future minimum lease payments as of June 30, 2019:

<u>Fiscal Year Ending June 30,</u>	<u>Amount</u>
2020	\$ 7,623
2021	<u>6,988</u>
Total minimum lease payments	14,611
Less amount representing interest	<u>(569)</u>
Total	<u>\$ 14,042</u>

NOTE 11 - LONG-TERM OBLIGATIONS

The changes in the District's long-term obligations during the fiscal year were as follows.

	<u>Balance</u>	<u>Additions</u>	<u>Reductions</u>	<u>Balance</u>	<u>Due Within</u>
	<u>6/30/2018</u>			<u>6/30/2019</u>	<u>One Year</u>
HB264, Energy Conservation Improvement Bond, 4% interest rate, due 7/15/2020	\$ 100,536	\$ -	\$ (43,573)	\$ 56,963	\$ 45,342
Capital lease obligations	42,216	-	(28,174)	14,042	7,192
Net pension liability	7,916,297	-	(455,539)	7,460,758	-
Net OPEB liability	1,723,560	24,406	(1,063,071)	684,895	-
Compensated absences	<u>415,840</u>	<u>109,205</u>	<u>(92,269)</u>	<u>432,776</u>	<u>76,687</u>
Total	<u>\$ 10,198,449</u>	<u>\$ 133,611</u>	<u>\$(1,682,626)</u>	<u>\$ 8,649,434</u>	<u>\$ 129,221</u>

**ASHLAND COUNTY-WEST HOLMES JOINT VOCATIONAL SCHOOL DISTRICT
ASHLAND COUNTY, OHIO**

NOTES TO THE BASIC FINANCIAL STATEMENTS
FOR THE FISCAL YEAR ENDED JUNE 30, 2019

NOTE 11 - LONG-TERM OBLIGATIONS - (Continued)

Energy Conservation Bonds

On July 15, 2005, the District issued \$527,619 of energy conservation bonds for the purpose of acquiring and installing energy conservation improvements. The bonds mature on July 15, 2020 and carry an interest rate of 4 percent.

On August 1, 2007, the District issued \$668,781 of energy conservation bonds for the purpose of additional energy conservation improvements (Phase II). On February 24, 2015, the remaining portion of the Phase II HB264 energy conservation bonds were refunded with the issuance of \$332,535 of 2015 series energy conservation refunding bonds. The proceeds of the refunding bonds were placed in an irrevocable trust to provided resources for future debt service payments on the refunded debt. As a result, the refunded bonds were considered defeased and removed from the financial statements. The refunding bonds matured on February 24, 2018. As of June 30, 2019, the outstanding amount of the refunded bonds is \$72,312.

The bonds will be repaid with tax revenue from the permanent improvement fund.

Principal and interest requirements to retire the energy conservations bonds outstanding at June 30, 2019, are as follows:

Fiscal Year Ending June 30	Energy Conservation Improvement Phase I General Obligation Bonds		
	Principal	Interest	Total
	_____	_____	_____
2020	\$ 45,342	\$ 1,604	\$ 46,946
2021	11,621	116	11,737
Total	<u>\$ 56,963</u>	<u>\$ 1,720</u>	<u>\$ 58,683</u>

Capital Lease Obligations

See Note 10 for a discussion about the District’s capital lease obligations.

Net Pension Liability

See Note 13 for information on the District’s net pension liability. The District pays obligations related to employee compensation from the fund benefitting from their service.

Net OPEB Liability

See Note 14 for information on the District’s net OPEB liability. The District pays obligations related to employee compensation from the fund benefitting from their service.

Compensated Absences

Compensated absences will be paid from the adult education fund for employees whose salaries are paid from that fund. All other severance payments are paid from the termination benefits fund. In the event the food service fund has funds available, severance payments are made from that fund, otherwise, they are paid from the termination benefits fund. Accrued vacation leave will be paid from the fund from which the employee wages are paid.

**ASHLAND COUNTY-WEST HOLMES JOINT VOCATIONAL SCHOOL DISTRICT
ASHLAND COUNTY, OHIO**

**NOTES TO THE BASIC FINANCIAL STATEMENTS
FOR THE FISCAL YEAR ENDED JUNE 30, 2019**

NOTE 11 - LONG-TERM OBLIGATIONS - (Continued)

Legal Debt Margin

The Ohio Revised Code provides that voted net general obligation debt of the District shall never exceed 9% of the total assessed valuation of the District. The code further provides that unvoted indebtedness shall not exceed 1/10 of 1% of the property valuation of the District. The code additionally states that unvoted indebtedness related to energy conservation debt shall not exceed 9/10 of 1% of the property valuation of the District. The assessed valuation used in determining the District's legal debt margin has been modified by House Bill 530 which became effective March 30, 2006. In accordance with House Bill 530, the assessed valuation used in the District's legal debt margin calculation excluded tangible personal property used in business, telephone or telegraph property, interexchange telecommunications company property, and personal property owned or leased by a railroad company and used in railroad operations. The effects of these debt limitations at June 30, 2019, are a voted debt margin of \$134,776,533 and an unvoted debt margin of \$1,498,150.

NOTE 12 - RISK MANAGEMENT

A. General Insurance

The District is exposed to various risks of loss related to torts, theft of, damage to, and destruction of assets, errors and omissions, injuries to employees and natural disasters. The District has a comprehensive property and casualty policy with a deductible of \$1,000 per incident on property and equipment. The District's vehicle insurance policy limit is \$15,000,000 with no collision deductible for automobiles or buses. All board members, administrators, and employees are covered under a District liability policy.

Additionally, the District carries a \$15,000,000 Educational Liability Policy. The limits of this coverage are \$15,000,000 per occurrence and in aggregate. An Excess Liability policy brings total liability coverage to \$17,000,000. There have been no settlements paid in excess of insurance nor has insurance coverage been significantly reduced in the past three years.

B. Fidelity Bond

The Board President and Superintendent have a \$20,000 position bond. The Treasurer is covered under a surety bond in the amount of \$50,000. The District has a bond in the amount of \$20,000, which covers the Treasurer's Assistant. In addition, the District is covered by a blanket Public Employee Dishonesty Policy in the amount of \$200,000.

C. Workers' Compensation

The District pays the State Workers' Compensation System, an insurance purchasing pool, a premium based on a rate per \$100 of salaries. The District is a member of the Ohio School Board Association Group Rating System, an insurance purchasing pool. This rate is calculated based on accident history and administrative costs. The group presently consists of over 400 Districts. The purchasing pool is administered by CompManagement, Inc.

**ASHLAND COUNTY-WEST HOLMES JOINT VOCATIONAL SCHOOL DISTRICT
ASHLAND COUNTY, OHIO**

NOTES TO THE BASIC FINANCIAL STATEMENTS
FOR THE FISCAL YEAR ENDED JUNE 30, 2019

NOTE 12 - RISK MANAGEMENT - (Continued)

D. Employee Health Insurance

The District is self-insured for its medical, prescription, and dental insurance programs. Premiums are paid into the self-insurance fund and are available to pay claims and administrative costs. A stop-loss insurance contract with a private insurance carrier covers specific liability claims in excess of \$35,000 per employee.

The claims liability of \$114,021 reported in the internal service fund at June 30, 2019 is based on an estimate provided by the third party administrator and the requirements of Governmental Accounting Standards Board Statement No. 30 which requires that a liability for unpaid claim costs, including estimates of costs relating to incurred but not reported claims, be reported. The estimate was not affected by incremental claim adjustment expenses and does not include other allocated or unallocated claim adjustment expenses.

Changes in the fund's claims liability for 2018 and 2019 are listed below:

	Balance at Beginning <u>of Year</u>	Current <u>Claims</u>	Claims <u>Payment</u>	Balance at <u>End of Year</u>
2019	\$ 70,789	\$ 923,938	\$ (880,706)	\$ 114,021
2018	57,463	976,931	(963,605)	70,789

NOTE 13 - DEFINED BENEFIT PENSION PLANS

Net Pension Liability

The net pension liability reported on the statement of net position represents a liability to employees for pensions. Pensions are a component of exchange transactions—between an employer and its employees—of salaries and benefits for employee services. Pensions are provided to an employee—on a deferred-payment basis—as part of the total compensation package offered by an employer for employee services each financial period. The obligation to sacrifice resources for pensions is a present obligation because it was created as a result of employment exchanges that already have occurred.

The net pension liability represents the District's proportionate share of each pension plan's collective actuarial present value of projected benefit payments attributable to past periods of service, net of each pension plan's fiduciary net position. The net pension liability calculation is dependent on critical long-term variables, including estimated average life expectancies, earnings on investments, cost of living adjustments and others. While these estimates use the best information available, unknowable future events require adjusting this estimate annually.

The Ohio Revised Code limits the District's obligation for this liability to annually required payments. The District cannot control benefit terms or the manner in which pensions are financed; however, the District does receive the benefit of employees' services in exchange for compensation including pension.

**ASHLAND COUNTY-WEST HOLMES JOINT VOCATIONAL SCHOOL DISTRICT
ASHLAND COUNTY, OHIO**

NOTES TO THE BASIC FINANCIAL STATEMENTS
FOR THE FISCAL YEAR ENDED JUNE 30, 2019

NOTE 13 - DEFINED BENEFIT PENSION PLANS - (Continued)

GASB 68 assumes the liability is solely the obligation of the employer, because (1) they benefit from employee services; and (2) State statute requires all funding to come from these employers. All contributions to date have come solely from these employers (which also includes costs paid in the form of withholdings from employees). State statute requires the pension plans to amortize unfunded liabilities within 30 years. If the amortization period exceeds 30 years, each pension plan’s board must propose corrective action to the State legislature. Any resulting legislative change to benefits or funding could significantly affect the net pension liability. Resulting adjustments to the net pension liability would be effective when the changes are legally enforceable.

The proportionate share of each plan’s unfunded benefits is presented as a long-term *net pension liability* on the accrual basis of accounting. Any liability for the contractually-required pension contribution outstanding at the end of the year is included in *pension and postemployment benefits payable* on both the accrual and modified accrual bases of accounting.

Plan Description - School Employees Retirement System (SERS)

Plan Description - The District non-teaching employees participate in SERS, a cost-sharing multiple-employer defined benefit pension plan administered by SERS. SERS provides retirement, disability and survivor benefits, annual cost-of-living adjustments, and death benefits to plan members and beneficiaries. Authority to establish and amend benefits is provided by Ohio Revised Code Chapter 3309. SERS issues a publicly available, stand-alone financial report that includes financial statements, required supplementary information and detailed information about SERS’ fiduciary net position. That report can be obtained by visiting the SERS website at www.ohsers.org under Employers/Audit Resources.

Age and service requirements for retirement are as follows:

	Eligible to Retire on or before August 1, 2017 *	Eligible to Retire after August 1, 2017
Full benefits	Age 65 with 5 years of services credit; or Any age with 30 years of service credit	Age 67 with 10 years of service credit; or Age 57 with 30 years of service credit
Actuarially reduced benefits	Age 60 with 5 years of service credit; or Age 55 with 25 years of service credit	Age 62 with 10 years of service credit; or Age 60 with 25 years of service credit

* Members with 25 years of service credit as of August 1, 2017, will be included in this plan.

Annual retirement benefits are calculated based on final average salary multiplied by a percentage that varies based on years of service; 2.2% for the first thirty years of service and 2.5% for years of service credit over 30. Final average salary is the average of the highest three years of salary.

Effective January 1, 2018, SERS cost-of-living adjustment (COLA) changed from a fixed 3% annual increase to one based on the Consumer Price Index (CPI-W) with a cap of 2.5% and a floor of 0%. SERS also has the authority to award or suspend the COLA, or to adjust the COLA above or below CPI-W. SERS suspended the COLA increases for 2018, 2019 and 2020 for current retirees, and confirmed their intent to implement a four-year waiting period for the state of a COLA for future retirees.

**ASHLAND COUNTY-WEST HOLMES JOINT VOCATIONAL SCHOOL DISTRICT
ASHLAND COUNTY, OHIO**

**NOTES TO THE BASIC FINANCIAL STATEMENTS
FOR THE FISCAL YEAR ENDED JUNE 30, 2019**

NOTE 13 - DEFINED BENEFIT PENSION PLANS - (Continued)

Funding Policy - Plan members are required to contribute 10% of their annual covered salary and the District is required to contribute 14% of annual covered payroll. The contribution requirements of plan members and employers are established and may be amended by the SERS' Retirement Board up to statutory maximum amounts of 10% for plan members and 14% for employers. The Retirement Board, acting with the advice of the actuary, allocates the employer contribution rate among four of the System's funds (Pension Trust Fund, Death Benefit Fund, Medicare B Fund, and Health Care Fund). For the fiscal year ended June 30, 2019, the allocation to pension, death benefits, and Medicare B was 13.5%. The remaining 0.5% of the employer contribution rate was allocated to the Health Care Fund.

The District's contractually required contribution to SERS was \$104,740 for fiscal year 2019. Of this amount, \$7,240 is reported as pension and postemployment benefits payable.

Plan Description - State Teachers Retirement System (STRS)

Plan Description - Licensed teachers participate in STRS Ohio, a cost-sharing multiple-employer public employee retirement system administered by STRS. STRS provides retirement and disability benefits to members and death and survivor benefits to beneficiaries. STRS issues a stand-alone financial report that includes financial statements, required supplementary information and detailed information about STRS' fiduciary net position. That report can be obtained by writing to STRS, 275 E. Broad St., Columbus, OH 43215-3771, by calling (888) 227-7877, or by visiting the STRS website at www.strsoh.org.

New members have a choice of three retirement plans; a Defined Benefit (DB) Plan, a Defined Contribution (DC) Plan and a Combined Plan. Benefits are established by Ohio Revised Code Chapter 3307. The DB Plan offers an annual retirement allowance based on final average salary multiplied by a percentage that varies based on years of service. Effective August 1, 2015, the calculation will be 2.2% of final average salary for the five highest years of earnings multiplied by all years of service. Effective July 1, 2017, the cost-of-living adjustment was reduced to zero. Members are eligible to retire at age 60 with five years of qualifying service credit, or age 55 with 26 years of service, or 31 years of service regardless of age. Eligibility changes will be phased in until August 1, 2026, when retirement eligibility for unreduced benefits will be five years of service credit and age 65, or 35 years of service credit and at least age 60.

The DC Plan allows members to place all their member contributions and 9.53% of the 14% employer contributions into an investment account. Investment allocation decisions are determined by the member. The remaining 4.47% of the 14% employer rate is allocated to the defined benefit unfunded liability. A member is eligible to receive a retirement benefit at age 50 and termination of employment. The member may elect to receive a lifetime monthly annuity or a lump sum withdrawal.

The Combined Plan offers features of both the DB Plan and the DC Plan. In the Combined Plan, 12% of the 14% member rate goes to the DC Plan and the remaining 2% is applied to the DB Plan. Member contributions to the DC Plan are allocated among investment choices by the member, and contributions to the DB Plan from the employer and the member are used to fund the defined benefit payment at a reduced level from the regular DB Plan. The defined benefit portion of the Combined Plan payment is payable to a member on or after age 60 with five years of service. The defined contribution portion of the account may be taken as a lump sum payment or converted to a lifetime monthly annuity after termination of employment at age 50 or later.

**ASHLAND COUNTY-WEST HOLMES JOINT VOCATIONAL SCHOOL DISTRICT
ASHLAND COUNTY, OHIO**

NOTES TO THE BASIC FINANCIAL STATEMENTS
FOR THE FISCAL YEAR ENDED JUNE 30, 2019

NOTE 13 - DEFINED BENEFIT PENSION PLANS - (Continued)

New members who choose the DC Plan or Combined Plan will have another opportunity to reselect a permanent plan during their fifth year of membership. Members may remain in the same plan or transfer to another STRS plan. The optional annuitization of a member's defined contribution account or the defined contribution portion of a member's Combined Plan account to a lifetime benefit results in STRS bearing the risk of investment gain or loss on the account. STRS has therefore included all three plan options as one defined benefit plan for GASB 68 reporting purposes.

A DB or Combined Plan member with five or more years of credited service who is determined to be disabled may qualify for a disability benefit. Eligible survivors of members who die before service retirement may qualify for monthly benefits. New members on or after July 1, 2013, must have at least ten years of qualifying service credit to apply for disability benefits. Members in the DC Plan who become disabled are entitled only to their account balance. If a member of the DC Plan dies before retirement benefits begin, the member's designated beneficiary is entitled to receive the member's account balance.

Funding Policy - Employer and member contribution rates are established by the State Teachers Retirement Board and limited by Chapter 3307 of the Ohio Revised Code. For fiscal year 2019, plan members were required to contribute 14% of their annual covered salary. The District was required to contribute 14%; the entire 14% was the portion used to fund pension obligations. The fiscal year 2019 contribution rates were equal to the statutory maximum rates.

The District's contractually required contribution to STRS was \$462,404 for fiscal year 2019. Of this amount, \$56,091 is reported as pension and postemployment benefits payable.

Pension Liabilities, Pension Expense, and Deferred Outflows of Resources and Deferred Inflows of Resources Related to Pensions

The net pension liability was measured as of June 30, 2018, and the total pension liability used to calculate the net pension liability was determined by an actuarial valuation as of that date. The District's proportion of the net pension liability was based on the District's share of contributions to the pension plan relative to the projected contributions of all participating entities.

Following is information related to the proportionate share and pension expense:

	<u>SERS</u>	<u>STRS</u>	<u>Total</u>
Proportion of the net pension liability prior measurement date	0.02416410%	0.02724684%	
Proportion of the net pension liability current measurement date	<u>0.02424830%</u>	<u>0.02761543%</u>	
Change in proportionate share	<u>0.00008420%</u>	<u>0.00036859%</u>	
Proportionate share of the net pension liability	\$ 1,388,745	\$ 6,072,013	\$ 7,460,758
Pension expense	\$ 53,265	\$ 493,423	\$ 546,688

**ASHLAND COUNTY-WEST HOLMES JOINT VOCATIONAL SCHOOL DISTRICT
ASHLAND COUNTY, OHIO**

NOTES TO THE BASIC FINANCIAL STATEMENTS
FOR THE FISCAL YEAR ENDED JUNE 30, 2019

NOTE 13 - DEFINED BENEFIT PENSION PLANS - (Continued)

At June 30, 2019, the District reported deferred outflows of resources and deferred inflows of resources related to pensions from the following sources:

	<u>SERS</u>	<u>STRS</u>	<u>Total</u>
Deferred outflows of resources			
Differences between expected and actual experience	\$ 76,163	\$ 140,162	\$ 216,325
Changes of assumptions	31,360	1,076,075	1,107,435
Difference between employer contributions and proportionate share of contributions/ change in proportionate share	9,366	43,642	53,008
Contributions subsequent to the measurement date	<u>104,740</u>	<u>462,404</u>	<u>567,144</u>
Total deferred outflows of resources	<u>\$ 221,629</u>	<u>\$ 1,722,283</u>	<u>\$ 1,943,912</u>
	<u>SERS</u>	<u>STRS</u>	<u>Total</u>
Deferred inflows of resources			
Differences between expected and actual experience	\$ -	\$ 39,654	\$ 39,654
Net difference between projected and actual earnings on pension plan investments	38,480	368,204	406,684
Difference between employer contributions and proportionate share of contributions/ change in proportionate share	<u>84,761</u>	<u>270,342</u>	<u>355,103</u>
Total deferred inflows of resources	<u>\$ 123,241</u>	<u>\$ 678,200</u>	<u>\$ 801,441</u>

\$567,144 reported as deferred outflows of resources related to pension resulting from District contributions subsequent to the measurement date will be recognized as a reduction of the net pension liability in the year ending June 30, 2020.

Other amounts reported as deferred outflows of resources and deferred inflows of resources related to pension will be recognized in pension expense as follows:

	<u>SERS</u>	<u>STRS</u>	<u>Total</u>
Fiscal Year Ending June 30:			
2020	\$ 55,366	\$ 430,911	\$ 486,277
2021	(4,344)	253,866	249,522
2022	(45,573)	(33,633)	(79,206)
2023	<u>(11,801)</u>	<u>(69,465)</u>	<u>(81,266)</u>
Total	<u>\$ (6,352)</u>	<u>\$ 581,679</u>	<u>\$ 575,327</u>

**ASHLAND COUNTY-WEST HOLMES JOINT VOCATIONAL SCHOOL DISTRICT
ASHLAND COUNTY, OHIO**

NOTES TO THE BASIC FINANCIAL STATEMENTS
FOR THE FISCAL YEAR ENDED JUNE 30, 2019

NOTE 13 - DEFINED BENEFIT PENSION PLANS - (Continued)

Actuarial Assumptions - SERS

SERS' total pension liability was determined by their actuaries in accordance with GASB Statement No. 67, as part of their annual actuarial valuation for each defined benefit retirement plan. Actuarial valuations of an ongoing plan involve estimates of the value of reported amounts (e.g., salaries, credited service) and assumptions about the probability of occurrence of events far into the future (e.g., mortality, disabilities, retirements, employment termination). Actuarially determined amounts are subject to continual review and potential modifications, as actual results are compared with past expectations and new estimates are made about the future.

Projections of benefits for financial reporting purposes are based on the substantive plan (the plan as understood by the employers and plan members) and include the types of benefits provided at the time of each valuation and the historical pattern of sharing benefit costs between the employers and plan members to that point. The projection of benefits for financial reporting purposes does not explicitly incorporate the potential effects of legal or contractual funding limitations.

Actuarial calculations reflect a long-term perspective. For a newly hired employee, actuarial calculations will take into account the employee's entire career with the employer and also take into consideration the benefits, if any, paid to the employee after termination of employment until the death of the employee and any applicable contingent annuitant. In many cases actuarial calculations reflect several decades of service with the employer and the payment of benefits after termination.

Key methods and assumptions used in calculating the total pension liability in the latest actuarial valuation, prepared as of June 30, 2018, are presented below:

Wage inflation	3.00%
Future salary increases, including inflation	3.50% to 18.20%
COLA or ad hoc COLA	2.50%, on and after April 1, 2018, COLA's for future retirees will be delayed for three years following commencement
Investment rate of return	7.50% net of investments expense, including inflation
Actuarial cost method	Entry age normal (level percent of payroll)

For 2018, the mortality rates were based on the RP-2014 Blue Collar Mortality Table with fully generational projection and a five-year age set-back for both males and females. Mortality among service retired members, and beneficiaries were based upon the RP-2014 Blue Collar Mortality Table with fully generational projection with Scale BB, 120% of male rates, and 110% of female rates. Mortality among disabled members was based upon the RP-2000 Disabled Mortality Table, 90% for male rates and 100% for female rates, set back five years is used for the period after disability retirement.

The most recent experience study was completed for the five year period ended June 30, 2015.

**ASHLAND COUNTY-WEST HOLMES JOINT VOCATIONAL SCHOOL DISTRICT
ASHLAND COUNTY, OHIO**

NOTES TO THE BASIC FINANCIAL STATEMENTS
FOR THE FISCAL YEAR ENDED JUNE 30, 2019

NOTE 13 - DEFINED BENEFIT PENSION PLANS - (Continued)

The long-term return expectation for the Pension Plan Investments has been determined using a building-block approach and assumes a time horizon, as defined in SERS' *Statement of Investment Policy*. A forecasted rate of inflation serves as the baseline for the return expectation. Various real return premiums over the baseline inflation rate have been established for each asset class. The long-term expected nominal rate of return has been determined by calculating a weighted average of the expected real return premiums for each asset class, adding the projected inflation rate, and adding the expected return from rebalancing uncorrelated asset classes.

The target allocation and best estimates of arithmetic real rates of return for each major assets class are summarized in the following table:

<u>Asset Class</u>	<u>Target Allocation</u>	<u>Long Term Expected Real Rate of Return</u>
Cash	1.00 %	0.50 %
US Equity	22.50	4.75
International Equity	22.50	7.00
Fixed Income	19.00	1.50
Private Equity	10.00	8.00
Real Assets	15.00	5.00
Multi-Asset Strategies	10.00	3.00
Total	<u>100.00 %</u>	

Discount Rate - The total pension liability was calculated using the discount rate of 7.50%. The projection of cash flows used to determine the discount rate assumed the contributions from employers and from the members would be computed based on contribution requirements as stipulated by State statute. Projected inflows from investment earning were calculated using the long-term assumed investment rate of return (7.50%). Based on those assumptions, the plan's fiduciary net position was projected to be available to make all future benefit payments of current plan members. Therefore, the long-term expected rate of return on pension plan investments was applied to all periods of projected benefits to determine the total pension liability.

Sensitivity of the District's Proportionate Share of the Net Pension Liability to Changes in the Discount Rate - Net pension liability is sensitive to changes in the discount rate, and to illustrate the potential impact the following table presents the net pension liability calculated using the discount rate of 7.50%, as well as what each plan's net pension liability would be if it were calculated using a discount rate that is one percentage point lower (6.50%), or one percentage point higher (8.50%) than the current rate.

	<u>1% Decrease (6.50%)</u>	<u>Current Discount Rate (7.50%)</u>	<u>1% Increase (8.50%)</u>
District's proportionate share of the net pension liability	\$ 1,956,152	\$ 1,388,745	\$ 913,012

**ASHLAND COUNTY-WEST HOLMES JOINT VOCATIONAL SCHOOL DISTRICT
ASHLAND COUNTY, OHIO**

NOTES TO THE BASIC FINANCIAL STATEMENTS
FOR THE FISCAL YEAR ENDED JUNE 30, 2019

NOTE 13 - DEFINED BENEFIT PENSION PLANS - (Continued)

Actuarial Assumptions - STRS

Key methods and assumptions used in the latest actuarial valuation, reflecting experience study results used in the July 1, 2018, actuarial valuation are presented below:

	July 1, 2018
Inflation	2.50%
Projected salary increases	12.50% at age 20 to 2.50% at age 65
Investment rate of return	7.45%, net of investment expenses, including inflation
Payroll increases	3.00%
Cost-of-living adjustments (COLA)	0.0%, effective July 1, 2017

For the July 1, 2018, actuarial valuation, post-retirement mortality rates for healthy retirees are based on the RP-2014 Annuitant Mortality Table with 50% of rates through age 69, 70% of rates between ages 70 and 79, 90% of rates between ages 80 and 84, and 100% of rates thereafter, projected forward generationally using mortality improvement scale MP-2016. Post-retirement disabled mortality rates are based on the RP-2014 Disabled Mortality Table with 90% of rates for males and 100% of rates for females, projected forward generationally using mortality improvement scale MP-2016. Pre-retirement mortality rates are based on RP-2014 Employee Mortality Table, projected forward generationally using mortality improvement scale MP-2016.

Actuarial assumptions used in the July 1, 2018 valuation are based on the results of an actuarial experience study for the period July 1, 2011 through June 30, 2016.

STRS Ohio's investment consultant develops an estimate range for the investment return assumption based on the target allocation adopted by the Retirement Board. The target allocation and long-term expected rate of return for each major asset class are summarized as follows:

Asset Class	Target Allocation**	Long Term Expected Real Rate of Return *
Domestic Equity	28.00 %	7.35 %
International Equity	23.00	7.55
Alternatives	17.00	7.09
Fixed Income	21.00	3.00
Real Estate	10.00	6.00
Liquidity Reserves	1.00	2.25
Total	100.00 %	

*10-Year geometric nominal returns, which include the real rate of return and inflation of 2.25% and does not include investment expenses. Over a 30-year period, STRS' investment consultant indicates that the above target allocations should generate a return above the actuarial rate of return, without net value added by management.

**ASHLAND COUNTY-WEST HOLMES JOINT VOCATIONAL SCHOOL DISTRICT
ASHLAND COUNTY, OHIO**

NOTES TO THE BASIC FINANCIAL STATEMENTS
FOR THE FISCAL YEAR ENDED JUNE 30, 2019

NOTE 13 - DEFINED BENEFIT PENSION PLANS - (Continued)

**The Target Allocation percentage is effective as of July 1, 2017. Target weights will be phased in over a 24-month period concluding on July 1, 2019.

Discount Rate - The discount rate used to measure the total pension liability was 7.45% as of June 30, 2018. The projection of cash flows used to determine the discount rate assumes member and employer contributions will be made at the statutory contribution rates in accordance with rate increases described above. For this purpose, only employer contributions that are intended to fund benefits of current plan members and their beneficiaries are included. Projected employer contributions that are intended to fund the service costs of future plan members and their beneficiaries, as well as projected contributions from future plan members, are not included. Based on those assumptions, STRS' fiduciary net position was projected to be available to make all projected future benefit payments to current plan members as of June 30, 2018. Therefore, the long-term expected rate of return on pension plan investments of 7.45% was applied to all periods of projected benefit payment to determine the total pension liability as of June 30, 2018.

Sensitivity of the District's Proportionate Share of the Net Pension Liability to Changes in the Discount Rate - The following table presents the District's proportionate share of the net pension liability calculated using the current period discount rate assumption of 7.45%, as well as what the District's proportionate share of the net pension liability would be if it were calculated using a discount rate that is one-percentage-point lower (6.45%) or one-percentage-point higher (8.45%) than the current rate:

	1% Decrease (6.45%)	Current Discount Rate (7.45%)	1% Increase (8.45%)
District's proportionate share of the net pension liability	\$ 8,867,376	\$ 6,072,013	\$ 3,706,118

NOTE 14 - DEFINED BENEFIT OPEB PLANS

Net OPEB Liability/Asset

The net OPEB liability/asset reported on the statement of net position represents a liability/asset to employees for OPEB. OPEB is a component of exchange transactions—between an employer and its employees—of salaries and benefits for employee services. OPEB are provided to an employee—on a deferred-payment basis—as part of the total compensation package offered by an employer for employee services each financial period. The obligation to sacrifice resources for OPEB is a present obligation because it was created as a result of employment exchanges that already have occurred.

The net OPEB liability/asset represents the District's proportionate share of each OPEB plan's collective actuarial present value of projected benefit payments attributable to past periods of service, net of each OPEB plan's fiduciary net position. The net OPEB liability/asset calculation is dependent on critical long-term variables, including estimated average life expectancies, earnings on investments, cost of living adjustments and others. While these estimates use the best information available, unknowable future events require adjusting these estimates annually.

The Ohio Revised Code limits the District's obligation for this liability to annually required payments. The District cannot control benefit terms or the manner in which OPEB are financed; however, the District does receive the benefit of employees' services in exchange for compensation including OPEB.

**ASHLAND COUNTY-WEST HOLMES JOINT VOCATIONAL SCHOOL DISTRICT
ASHLAND COUNTY, OHIO**

**NOTES TO THE BASIC FINANCIAL STATEMENTS
FOR THE FISCAL YEAR ENDED JUNE 30, 2019**

NOTE 14 - DEFINED BENEFIT OPEB PLANS - (Continued)

GASB 75 assumes the liability is solely the obligation of the employer, because they benefit from employee services. OPEB contributions come from these employers and health care plan enrollees which pay a portion of the health care costs in the form of a monthly premium. The Ohio Revised Code permits, but does not require the retirement systems to provide healthcare to eligible benefit recipients. Any change to benefits or funding could significantly affect the net OPEB liability/asset. Resulting adjustments to the net OPEB liability/asset would be effective when the changes are legally enforceable. The retirement systems may allocate a portion of the employer contributions to provide for these OPEB benefits.

The proportionate share of each plan's unfunded benefits is presented as a long-term *net OPEB liability* or *net OPEB asset* on the accrual basis of accounting. Any liability for the contractually-required OPEB contribution outstanding at the end of the year is included in *pension and postemployment benefits payable* on both the accrual and modified accrual bases of accounting.

Plan Description - School Employees Retirement System (SERS)

Health Care Plan Description - The District contributes to the SERS Health Care Fund, administered by SERS for non-certificated retirees and their beneficiaries. For GASB 75 purposes, this plan is considered a cost-sharing other postemployment benefit (OPEB) plan. SERS' Health Care Plan provides healthcare benefits to eligible individuals receiving retirement, disability, and survivor benefits, and to their eligible dependents. Members who retire after June 1, 1986, need 10 years of service credit, exclusive of most types of purchased credit, to qualify to participate in SERS' health care coverage. In addition to age and service retirees, disability benefit recipients and beneficiaries who are receiving monthly benefits due to the death of a member or retiree, are eligible for SERS' health care coverage. Most retirees and dependents choosing SERS' health care coverage are over the age of 65 and therefore enrolled in a fully insured Medicare Advantage plan; however, SERS maintains a traditional, self-insured preferred provider organization for its non-Medicare retiree population. For both groups, SERS offers a self-insured prescription drug program. Health care is a benefit that is permitted, not mandated, by statute. The financial report of the Plan is included in the SERS Comprehensive Annual Financial Report which can be obtained on SERS' website at www.ohsers.org under Employers/Audit Resources.

Access to health care for retirees and beneficiaries is permitted in accordance with Section 3309 of the Ohio Revised Code. The Health Care Fund was established and is administered in accordance with Internal Revenue Code Section 105(e). SERS' Retirement Board reserves the right to change or discontinue any health plan or program. Active employee members do not contribute to the Health Care Plan. The SERS Retirement Board established the rules for the premiums paid by the retirees for health care coverage for themselves and their dependents or for their surviving beneficiaries. Premiums vary depending on the plan selected, qualified years of service, Medicare eligibility, and retirement status.

Funding Policy - State statute permits SERS to fund the health care benefits through employer contributions. Each year, after the allocation for statutorily required pensions and benefits, the Retirement Board may allocate the remainder of the employer contribution of 14% of covered payroll to the Health Care Fund in accordance with the funding policy. For fiscal year 2019, 0.5% of covered payroll was made to health care. An additional health care surcharge on employers is collected for employees earning less than an actuarially determined minimum compensation amount, pro-rated if less than a full year of service credit was earned. For fiscal year 2019, this amount was \$21,600. Statutes provide that no employer shall pay a health care surcharge greater than 2% of that employer's SERS-covered payroll; nor may SERS collect in aggregate more than 1.5% of the total statewide SERS-covered payroll for the health care surcharge. For fiscal year 2019, the District's surcharge obligation was \$12,428.

**ASHLAND COUNTY-WEST HOLMES JOINT VOCATIONAL SCHOOL DISTRICT
ASHLAND COUNTY, OHIO**

NOTES TO THE BASIC FINANCIAL STATEMENTS
FOR THE FISCAL YEAR ENDED JUNE 30, 2019

NOTE 14 - DEFINED BENEFIT OPEB PLANS - (Continued)

The surcharge added to the allocated portion of the 14% employer contribution rate is the total amount assigned to the Health Care Fund. The District's contractually required contribution to SERS was \$16,307 for fiscal year 2019. Of this amount, \$12,696 is reported as pension and postemployment benefits payable.

Plan Description - State Teachers Retirement System (STRS)

Plan Description – The State Teachers Retirement System of Ohio (STRS) administers a cost-sharing Health Plan administered for eligible retirees who participated in the defined benefit or combined pension plans offered by STRS. Ohio law authorizes STRS to offer this plan. Benefits include hospitalization, physicians' fees, prescription drugs and partial reimbursement of monthly Medicare Part B premiums. Medicare Part B premium reimbursements will be discontinued effective January 1, 2020. The Plan is included in the report of STRS which can be obtained by visiting www.strsoh.org or by calling (888) 227-7877.

Funding Policy – Ohio Revised Code Chapter 3307 authorizes STRS to offer the Plan and gives the Retirement Board discretionary authority over how much, if any, of the health care costs will be absorbed by STRS. Active employee members do not contribute to the Health Care Plan. Nearly all health care plan enrollees, for the most recent year, pay a portion of the health care costs in the form of a monthly premium. Under Ohio law, funding for post-employment health care may be deducted from employer contributions, currently 14% of covered payroll. For the fiscal year ended June 30, 2019, STRS did not allocate any employer contributions to post-employment health care.

OPEB Liabilities/Assets, OPEB Expense, and Deferred Outflows of Resources and Deferred Inflows of Resources Related to OPEB

The net OPEB liability/asset was measured as of June 30, 2018, and the total OPEB liability/asset used to calculate the net OPEB liability/asset was determined by an actuarial valuation as of that date. The District's proportion of the net OPEB liability/asset was based on the District's share of contributions to the respective retirement systems relative to the contributions of all participating entities. Following is information related to the proportionate share and OPEB expense:

	<u>SERS</u>	<u>STRS</u>	<u>Total</u>
Proportion of the net OPEB			
liability prior measurement date	0.02461080%	0.02724684%	
Proportion of the net OPEB			
liability/asset current measurement date	<u>0.02468740%</u>	<u>0.02761543%</u>	
Change in proportionate share	<u>0.00007660%</u>	<u>0.00036859%</u>	
Proportionate share of the net			
OPEB liability	\$ 684,895	\$ -	\$ 684,895
Proportionate share of the net			
OPEB asset	\$ -	\$ (443,752)	\$ (443,752)
OPEB expense	\$ 13,999	\$ (970,533)	\$ (956,534)

**ASHLAND COUNTY-WEST HOLMES JOINT VOCATIONAL SCHOOL DISTRICT
ASHLAND COUNTY, OHIO**

NOTES TO THE BASIC FINANCIAL STATEMENTS
FOR THE FISCAL YEAR ENDED JUNE 30, 2019

NOTE 14 - DEFINED BENEFIT OPEB PLANS - (Continued)

At June 30, 2019, the District reported deferred outflows of resources and deferred inflows of resources related to OPEB from the following sources:

	<u>SERS</u>	<u>STRS</u>	<u>Total</u>
Deferred outflows of resources			
Differences between expected and actual experience	\$ 11,179	\$ 51,831	\$ 63,010
Difference between employer contributions and proportionate share of contributions/change in proportionate share	-	13,135	13,135
Contributions subsequent to the measurement date	<u>16,307</u>	<u>-</u>	<u>16,307</u>
Total deferred outflows of resources	<u>\$ 27,486</u>	<u>\$ 64,966</u>	<u>\$ 92,452</u>
	<u>SERS</u>	<u>STRS</u>	<u>Total</u>
Deferred inflows of resources			
Differences between expected and actual experience	\$ -	\$ 25,855	\$ 25,855
Net difference between projected and actual earnings on pension plan investments	1,028	50,695	51,723
Changes of assumptions	61,532	604,648	666,180
Difference between employer contributions and proportionate share of contributions/change in proportionate share	<u>37,379</u>	<u>51,186</u>	<u>88,565</u>
Total deferred inflows of resources	<u>\$ 99,939</u>	<u>\$ 732,384</u>	<u>\$ 832,323</u>

\$16,307 reported as deferred outflows of resources related to OPEB resulting from District contributions subsequent to the measurement date will be recognized as a reduction of the net OPEB liability/asset in the year ending June 30, 2020. Other amounts reported as deferred outflows of resources and deferred inflows of resources related to OPEB will be recognized in OPEB expense as follows:

	<u>SERS</u>	<u>STRS</u>	<u>Total</u>
Fiscal Year Ending June 30:			
2019	\$ (44,854)	\$ (120,728)	\$ (165,582)
2020	(34,796)	(120,728)	(155,524)
2021	(2,949)	(120,728)	(123,677)
2022	(2,514)	(109,215)	(111,729)
2023	(2,582)	(105,177)	(107,759)
Thereafter	<u>(1,065)</u>	<u>(90,842)</u>	<u>(91,907)</u>
Total	<u>\$ (88,760)</u>	<u>\$ (667,418)</u>	<u>\$ (756,178)</u>

**ASHLAND COUNTY-WEST HOLMES JOINT VOCATIONAL SCHOOL DISTRICT
ASHLAND COUNTY, OHIO**

NOTES TO THE BASIC FINANCIAL STATEMENTS
FOR THE FISCAL YEAR ENDED JUNE 30, 2019

NOTE 14 - DEFINED BENEFIT OPEB PLANS - (Continued)

Actuarial Assumptions - SERS

The total OPEB liability is determined by SERS' actuaries in accordance with GASB Statement No. 74, as part of their annual actuarial valuation for each retirement plan. Actuarial valuations of an ongoing plan involve estimates of the value of reported amounts (e.g., salaries, credited service) and assumptions about the probability of occurrence of events far into the future (e.g., mortality, disabilities, retirements, employment terminations). Actuarially determined amounts are subject to continual review and potential modifications, as actual results are compared with past expectations and new estimates are made about the future.

Projections of benefits for financial reporting purposes are based on the substantive plan (the plan as understood by the employers and plan members) and include the types of benefits provided at the time of each valuation and the historical pattern of sharing benefit costs between the employers and plan members to that point. The projection of benefits for financial reporting purposes does not explicitly incorporate the potential effects of legal or contractual funding limitations.

Actuarial calculations reflect a long-term perspective. For a newly hired employee, actuarial calculations will take into account the employee's entire career with the employer and also take into consideration the benefits, if any, paid to the employee after termination of employment until the death of the employee and any applicable contingent annuitant. In many cases, actuarial calculations reflect several decades of service with the employer and the payment of benefits after termination.

Key methods and assumptions used in calculating the total OPEB liability in the latest actuarial valuation date of June 30, 2018, are presented below:

Wage inflation	3.00%
Future salary increases, including inflation	3.50% to 18.20%
Investment rate of return	7.50% net of investments expense, including inflation
Municipal bond index rate:	
Measurement date	3.62%
Prior measurement date	3.56%
Single equivalent interest rate, net of plan investment expense, including price inflation:	
Measurement date	3.70%
Prior measurement date	3.63%
Medical trend assumption:	
Medicare	5.375 to 4.75%
Pre-Medicare	7.25 to 4.75%

Mortality rates were based on the RP-2014 Blue Collar Mortality Table with fully generational projection and Scale BB, 120% of male rates and 110% of female rates. RP-2000 Disabled Mortality Table with 90% for male rates and 100% for female rates set back five years.

The most recent experience study was completed for the five year period ended June 30, 2015.

**ASHLAND COUNTY-WEST HOLMES JOINT VOCATIONAL SCHOOL DISTRICT
ASHLAND COUNTY, OHIO**

NOTES TO THE BASIC FINANCIAL STATEMENTS
FOR THE FISCAL YEAR ENDED JUNE 30, 2019

NOTE 14 - DEFINED BENEFIT OPEB PLANS - (Continued)

The long-term expected rate of return on plan assets is reviewed as part of the actuarial five-year experience study. The most recent study covers fiscal years 2010 through 2015, and was adopted by the Board on April 21, 2016. Several factors are considered in evaluating the long-term rate of return assumption including long-term historical data, estimates inherent in current market data, and a log-normal distribution analysis in which best-estimate ranges of expected future real rates of return were developed by the investment consultant for each major asset class. These ranges were combined to produce the long-term expected rate of return, 7.50%, by weighting the expected future real rates of return by the target asset allocation percentage and then adding expected inflation. The capital market assumptions developed by the investment consultant are intended for use over a 10-year horizon and may not be useful in setting the long-term rate of return for funding pension plans which covers a longer timeframe. The assumption is intended to be a long-term assumption and is not expected to change absent a significant change in the asset allocation, a change in the inflation assumption, or a fundamental change in the market that alters expected returns in future years.

The target asset allocation and best estimates of arithmetic real rates of return for each major asset class, as used in the June 30, 2015 five-year experience study, are summarized as follows:

<u>Asset Class</u>	<u>Target Allocation</u>	<u>Long-Term Expected Real Rate of Return</u>
Cash	1.00 %	0.50 %
US Equity	22.50	4.75
International Equity	22.50	7.00
Fixed Income	19.00	1.50
Private Equity	10.00	8.00
Real Assets	15.00	5.00
Multi-Asset Strategies	10.00	3.00
Total	<u>100.00 %</u>	

Discount Rate - The discount rate used to measure the total OPEB liability at June 30, 2018 was 3.70%. The discount rate used to measure total OPEB liability prior to June 30, 2018 was 3.63%. The projection of cash flows used to determine the discount rate assumed that contributions will be made from members and the System at the state statute contribution rate of 2.00% of projected covered employee payroll each year, which includes a 1.50% payroll surcharge and 0.50% of contributions from the basic benefits plan. Based on these assumptions, the OPEB plan's fiduciary net position was projected to become insufficient to make future benefit payments during the fiscal year ending June 30, 2026. Therefore, the long-term expected rate of return on OPEB plan assets was used to present value the projected benefit payments through the fiscal year ending June 30, 2025 and the Fidelity General Obligation 20-year Municipal Bond Index rate of 3.62%, as of June 30, 2018 (i.e. municipal bond rate), was used to present value the projected benefit payments for the remaining years in the projection. A municipal bond rate of 3.56% was used as of June 30, 2017. The total present value of projected benefit payments from all years was then used to determine the single rate of return that was used as the discount rate. The projection of future benefit payments for all current plan members was until the benefit payments ran out.

**ASHLAND COUNTY-WEST HOLMES JOINT VOCATIONAL SCHOOL DISTRICT
ASHLAND COUNTY, OHIO**

NOTES TO THE BASIC FINANCIAL STATEMENTS
FOR THE FISCAL YEAR ENDED JUNE 30, 2019

NOTE 14 - DEFINED BENEFIT OPEB PLANS - (Continued)

Sensitivity of the District's Proportionate Share of the Net OPEB Liability to Changes in the Discount Rate and Changes in the Health Care Cost Trend Rates - The net OPEB liability is sensitive to changes in the discount rate and the health care cost trend rate. The following table presents the net OPEB liability of SERS, what SERS' net OPEB liability would be if it were calculated using a discount rate that is 1 percentage point lower (2.70%) and higher (4.70%) than the current discount rate (3.70%). Also shown is what SERS' net OPEB liability would be based on health care cost trend rates that are 1 percentage point lower (6.5% decreasing to 3.75%) and higher (8.5% decreasing to 5.75%) than the current rate.

	1% Decrease (2.70%)	Current Discount Rate (3.70%)	1% Increase (4.70%)
District's proportionate share of the net OPEB liability	\$ 831,066	\$ 684,895	\$ 569,155

	1% Decrease (6.5 % decreasing to 3.75 %)	Current Trend Rate (7.5 % decreasing to 4.75 %)	1% Increase (8.5 % decreasing to 5.75 %)
District's proportionate share of the net OPEB liability	\$ 552,585	\$ 684,895	\$ 860,098

Actuarial Assumptions - STRS

Key methods and assumptions used in the latest actuarial valuation, reflecting experience study results used in the July 1, 2018, actuarial valuation, compared with July 1, 2017, are presented below:

	July 1, 2018	July 1, 2017
Inflation	2.50%	2.50%
Projected salary increases	12.50% at age 20 to 2.50% at age 65	12.50% at age 20 to 2.50% at age 65
Investment rate of return	7.45%, net of investment expenses, including inflation	7.45%, net of investment expenses, including inflation
Payroll increases	3.00%	3.00%
Cost-of-living adjustments (COLA)	0.00%	0.00%, effective July 1, 2017
Discounted rate of return	7.45%	N/A
Blended discount rate of return	N/A	4.13%
Health care cost trends		6 to 11% initial, 4.50% ultimate
	Initial	Ultimate
Medical		
Pre-Medicare	6.00%	4.00%
Medicare	5.00%	4.00%
Prescription Drug		
Pre-Medicare	8.00%	4.00%
Medicare	-5.23%	4.00%

**ASHLAND COUNTY-WEST HOLMES JOINT VOCATIONAL SCHOOL DISTRICT
ASHLAND COUNTY, OHIO**

NOTES TO THE BASIC FINANCIAL STATEMENTS
FOR THE FISCAL YEAR ENDED JUNE 30, 2019

NOTE 14 - DEFINED BENEFIT OPEB PLANS - (Continued)

Projections of benefits include the historical pattern of sharing benefit costs between the employers and retired plan members.

For healthy retirees the mortality rates are based on the RP-2014 Annuitant Mortality Table with 50% of rates through age 69, 70% of rates between ages 70 and 79, 90% of rates between ages 80 and 84, and 100% of rates thereafter, projected forward generationally using mortality improvement scale MP-2016. For disabled retirees, mortality rates are based on the RP-2014 Disabled Mortality Table with 90% of rates for males and 100% of rates for females, projected forward generationally using mortality improvement scale MP-2016.

Actuarial assumptions used in the June 30, 2018, valuation are based on the results of an actuarial experience study for the period July 1, 2011 through June 30, 2016.

Assumption Changes Since the Prior Measurement Date - The discount rate was increased from the blended rate of 4.13% to the long-term expected rate of return of 7.45% based on the methodology defined under GASB Statement No. 74, Financial Reporting for Postemployment Benefit Plans Other Than Pension Plans (OPEB). Valuation year per capita health care costs were updated.

Benefit Term Changes Since the Prior Measurement Date - The subsidy multiplier for non-Medicare benefit recipients was increased from 1.90% to 1.944% per year of service effective January 1, 2019. The non-Medicare frozen subsidy base premium was increased effective January 1, 2019 and all remaining Medicare Part B premium reimbursements will be discontinued beginning January 1, 2020.

STRS' investment consultant develops an estimate range for the investment return assumption based on the target allocation adopted by the Retirement Board. The target allocation and long-term expected rate of return for each major asset class are summarized as follows:

Asset Class	Target Allocation**	Long Term Expected Real Rate of Return *
Domestic Equity	28.00 %	7.35 %
International Equity	23.00	7.55
Alternatives	17.00	7.09
Fixed Income	21.00	3.00
Real Estate	10.00	6.00
Liquidity Reserves	1.00	2.25
Total	<u>100.00 %</u>	

*10-Year geometric nominal returns, which include the real rate of return and inflation of 2.25% and does not include investment expenses. Over a 30-year period, STRS' investment consultant indicates that the above target allocations should generate a return above the actuarial rate of return, without net value added by management.

** The Target Allocation percentage is effective as of July 1, 2017. Target weights will be phased in over a 24-month period concluding on July 1, 2019.

**ASHLAND COUNTY-WEST HOLMES JOINT VOCATIONAL SCHOOL DISTRICT
ASHLAND COUNTY, OHIO**

NOTES TO THE BASIC FINANCIAL STATEMENTS
FOR THE FISCAL YEAR ENDED JUNE 30, 2019

NOTE 14 - DEFINED BENEFIT OPEB PLANS - (Continued)

Discount Rate - The discount rate used to measure the total OPEB asset was 7.45% as of June 30, 2018. A discount rate used to measure the total OPEB liability was 4.13% as of June 30, 2017. The projection of cash flows used to determine the discount rate assumes STRS Ohio continues to allocate no employer contributions to the health care fund. Based on these assumptions, the OPEB plan's fiduciary net position was projected to be available to make all projected future benefit payments to current plan members. Therefore, the long-term expected rate of return on health care plan investments of 7.45% was used to measure the total OPEB asset as of June 30, 2018.

Sensitivity of the District's Proportionate Share of the Net OPEB Asset to Changes in the Discount and Health Care Cost Trend Rate - The following table represents the net OPEB asset as of June 30, 2018, calculated using the current period discount rate assumption of 7.45%, as well as what the net OPEB asset would be if it were calculated using a discount rate that is one percentage point lower (6.45%) or one percentage point higher (8.45%) than the current assumption. Also shown is the net OPEB asset as if it were calculated using health care cost trend rates that are one percentage point lower or one percentage point higher than the current health care cost trend rates.

	1% Decrease (6.45%)	Current Discount Rate (7.45%)	1% Increase (8.45%)
District's proportionate share of the net OPEB asset	\$ 380,337	\$ 443,752	\$ 497,049
	1% Decrease	Current Trend Rate	1% Increase
District's proportionate share of the net OPEB asset	\$ 494,040	\$ 443,752	\$ 392,680

NOTE 15 - BUDGETARY BASIS OF ACCOUNTING

While reporting financial position, results of operations, and changes in fund balance on the basis of generally accepted accounting principles (GAAP), the budgetary basis as provided by law is based upon accounting for certain transactions on a basis of cash receipts and disbursements.

The statements of revenues, expenditures and changes in fund balance - budget and actual (non-GAAP budgetary basis) presented for the general fund and adult education fund are presented on the budgetary basis to provide a meaningful comparison of actual results with the budget. The major differences between the budget basis and the GAAP basis are that:

- (a) Revenues and other financing sources are recorded when received in cash (budget basis) as opposed to when susceptible to accrual (GAAP basis);
- (b) Expenditures and other financing uses are recorded when paid in cash (budget basis) as opposed to when the liability is incurred (GAAP basis);
- (c) In order to determine compliance with Ohio law, and to reserve that portion of the applicable appropriation, total outstanding encumbrances (budget basis) are recorded as the equivalent of an expenditure, as opposed to an assigned or committed portion of available fund balance for outstanding encumbrances not already recognized as an account payable (GAAP basis);

**ASHLAND COUNTY-WEST HOLMES JOINT VOCATIONAL SCHOOL DISTRICT
ASHLAND COUNTY, OHIO**

NOTES TO THE BASIC FINANCIAL STATEMENTS
FOR THE FISCAL YEAR ENDED JUNE 30, 2019

NOTE 15 - BUDGETARY BASIS OF ACCOUNTING - (Continued)

- (d) Advances-in and advances-out are operating transactions (budget basis) as opposed to balance sheet transactions (GAAP basis); and,
- (e) Some funds are included in the general fund (GAAP basis), but have separate legally adopted budgets (budget basis).

The adjustments necessary to convert the results of operations for the year on the budget basis to the GAAP basis for the general fund and adult education fund are as follows:

Net Change in Fund Balance

	<u>General fund</u>	<u>Adult Education</u>
Budget basis	\$ 634,848	\$ (136,983)
Net adjustment for revenue accruals	(9,410)	37,080
Net adjustment for expenditure accruals	(28,478)	3,299
Net adjustment for other sources/uses	(27,410)	(411)
Funds budgeted elsewhere	74,743	-
Adjustment for encumbrances	26,658	-
GAAP basis	<u>\$ 670,951</u>	<u>\$ (97,015)</u>

Certain funds that are legally budgeted in separate special revenue funds are considered part of the general fund on a GAAP basis. These include the uniform schools supplies fund, public school support fund, termination benefits fund and the community services fund. In addition, the unclaimed monies fund is legally budgeted as a separate private-purpose trust fund but is considered part of the general fund on a GAAP basis.

NOTE 16 - CONTINGENCIES

A. Grants

The District receives significant financial assistance from numerous federal, State and local agencies in the form of grants. The disbursement of funds received under these programs generally requires compliance with terms and conditions specified in the grant agreements and are subject to audit by the grantor agencies. Any disallowed claims resulting from such audits could become a liability of the District. However, in the opinion of management, any such disallowed claims will not have a material effect on the financial position of the District.

B. Litigation

The District is not party to any claims or lawsuits that would, in the District's opinion, have a material effect of the basic financial statements.

**ASHLAND COUNTY-WEST HOLMES JOINT VOCATIONAL SCHOOL DISTRICT
ASHLAND COUNTY, OHIO**

**NOTES TO THE BASIC FINANCIAL STATEMENTS
FOR THE FISCAL YEAR ENDED JUNE 30, 2019**

NOTE 16 – CONTINGENCIES – (Continued)

C. Foundation Funding

District foundation funding is based on the annualized full-time equivalent (FTE) enrollment of each student. The Ohio Department of Education (ODE) is legislatively required to adjust/reconcile funding as enrollment information is updated by schools throughout the State, which can extend past the fiscal year end. As a result of the fiscal year 2019 reviews, the District is due \$25,833 from ODE. This amount has been included in the financial statements.

NOTE 17 - SET-ASIDES

The District is required by State law to annually set-aside certain general fund revenue amounts, as defined by statutory formula, for the acquisition and construction of capital improvements. Amounts not spent by the end of the fiscal year or offset by similarly restricted resources received during the year must be held in cash at fiscal year-end. This amount must be carried forward to be used for the same purpose in future years. Expenditures exceeding the set-aside requirement may not be carried forward to the next fiscal year.

The following cash-basis information describes the change in the fiscal year-end set-aside amount for capital improvements. Disclosure of this information is required by State statute.

	<u>Capital Improvements</u>
Set-aside balance June 30, 2018	\$ -
Current year set-aside requirement	70,699
Current year offsets	<u>(70,699)</u>
Total	<u>\$ -</u>
Balance carried forward to fiscal year 2020	<u>\$ -</u>
Set-aside balance June 30, 2019	<u>\$ -</u>

NOTE 18 - OTHER COMMITMENTS

The District utilizes encumbrance accounting as part of its budgetary controls. To the extent of available balances at June 30, 2019, encumbrances outstanding at year end may be reported as part of restricted, committed, or assigned classifications of fund balance. At fiscal year end, the District's commitments for encumbrances in the governmental funds were as follows:

<u>Fund</u>	<u>Year-End Encumbrances</u>
General	<u>\$ 26,658</u>

THIS PAGE IS INTENTIONALLY LEFT BLANK

REQUIRED SUPPLEMENTARY INFORMATION

**ASHLAND COUNTY-WEST HOLMES CAREER CENTER
ASHLAND COUNTY, OHIO**

SCHEDULES OF REQUIRED SUPPLEMENTARY INFORMATION

SCHEDULE OF THE DISTRICT'S PROPORTIONATE SHARE OF
THE NET PENSION LIABILITY
SCHOOL EMPLOYEES RETIREMENT SYSTEM (SERS) OF OHIO

LAST SIX FISCAL YEARS

	<u>2019</u>	<u>2018</u>	<u>2017</u>	<u>2016</u>
District's proportion of the net pension liability	0.02424830%	0.02416410%	0.02667900%	0.02755790%
District's proportionate share of the net pension liability	\$ 1,388,745	\$ 1,443,752	\$ 1,952,657	\$ 1,572,480
District's covered payroll	\$ 862,326	\$ 773,221	\$ 827,321	\$ 829,636
District's proportionate share of the net pension liability as a percentage of its covered payroll	161.05%	186.72%	236.02%	189.54%
Plan fiduciary net position as a percentage of the total pension liability	71.36%	69.50%	62.98%	69.16%

Note: Information prior to 2014 was unavailable. Schedule is intended to show information for 10 years. Additional years will be displayed as they become available.

Amounts presented for each fiscal year were determined as of the District's measurement date which is the prior year-end.

SEE ACCOMPANYING NOTES TO THE REQUIRED SUPPLEMENTARY INFORMATION

<u>2015</u>	<u>2014</u>
0.02785600%	0.02785600%
\$ 1,409,776	\$ 1,656,507
\$ 809,437	\$ 856,236
174.17%	193.46%
71.70%	65.52%

**ASHLAND COUNTY-WEST HOLMES CAREER CENTER
ASHLAND COUNTY, OHIO**

SCHEDULES OF REQUIRED SUPPLEMENTARY INFORMATION

SCHEDULE OF THE DISTRICT'S PROPORTIONATE SHARE OF
THE NET PENSION LIABILITY
STATE TEACHERS RETIREMENT SYSTEM (STRS) OF OHIO

LAST SIX FISCAL YEARS

	<u>2019</u>	<u>2018</u>	<u>2017</u>	<u>2016</u>
District's proportion of the net pension liability	0.02761543%	0.02724684%	0.02858678%	0.02888672%
District's proportionate share of the net pension liability	\$ 6,072,013	\$ 6,472,545	\$ 9,568,857	\$ 7,983,444
District's covered payroll	\$ 3,065,479	\$ 3,014,057	\$ 3,007,957	\$ 3,046,129
District's proportionate share of the net pension liability as a percentage of its covered payroll	198.08%	214.75%	318.12%	262.08%
Plan fiduciary net position as a percentage of the total pension liability	77.31%	75.30%	66.80%	72.10%

Note: Information prior to 2014 was unavailable. Schedule is intended to show information for 10 years. Additional years will be displayed as they become available.

Amounts presented for each fiscal year were determined as of the District's measurement date which is the prior year-end.

SEE ACCOMPANYING NOTES TO THE REQUIRED SUPPLEMENTARY INFORMATION

<u>2015</u>	<u>2014</u>
0.02879054%	0.02879054%
\$ 7,002,856	\$ 8,341,756
\$ 3,048,454	\$ 3,408,562
229.72%	244.73%
74.70%	69.30%

**ASHLAND COUNTY-WEST HOLMES CAREER CENTER
ASHLAND COUNTY, OHIO**

SCHEDULES OF REQUIRED SUPPLEMENTARY INFORMATION

SCHEDULE OF DISTRICT PENSION CONTRIBUTIONS
SCHOOL EMPLOYEES RETIREMENT SYSTEM (SERS) OF OHIO

LAST TEN FISCAL YEARS

	<u>2019</u>	<u>2018</u>	<u>2017</u>	<u>2016</u>
Contractually required contribution	\$ 104,740	\$ 116,414	\$ 108,251	\$ 115,825
Contributions in relation to the contractually required contribution	<u>(104,740)</u>	<u>(116,414)</u>	<u>(108,251)</u>	<u>(115,825)</u>
Contribution deficiency (excess)	<u>\$ -</u>	<u>\$ -</u>	<u>\$ -</u>	<u>\$ -</u>
District's covered payroll	\$ 775,852	\$ 862,326	\$ 773,221	\$ 827,321
Contributions as a percentage of covered payroll	13.50%	13.50%	14.00%	14.00%

SEE ACCOMPANYING NOTES TO THE REQUIRED SUPPLEMENTARY INFORMATION

<u>2015</u>	<u>2014</u>	<u>2013</u>	<u>2012</u>	<u>2011</u>	<u>2010</u>
\$ 109,346	\$ 112,188	\$ 118,503	\$ 141,241	\$ 114,150	\$ 118,617
<u>(109,346)</u>	<u>(112,188)</u>	<u>(118,503)</u>	<u>(141,241)</u>	<u>(114,150)</u>	<u>(118,617)</u>
<u>\$ -</u>	<u>\$ -</u>	<u>\$ -</u>	<u>\$ -</u>	<u>\$ -</u>	<u>\$ -</u>
\$ 829,636	\$ 809,437	\$ 856,236	\$ 1,050,119	\$ 908,115	\$ 876,049
13.18%	13.86%	13.84%	13.45%	12.57%	13.54%

**ASHLAND COUNTY-WEST HOLMES CAREER CENTER
ASHLAND COUNTY, OHIO**

SCHEDULES OF REQUIRED SUPPLEMENTARY INFORMATION

SCHEDULE OF DISTRICT PENSION CONTRIBUTIONS
STATE TEACHERS RETIREMENT SYSTEM (STRS) OF OHIO

LAST TEN FISCAL YEARS

	<u>2019</u>	<u>2018</u>	<u>2017</u>	<u>2016</u>
Contractually required contribution	\$ 462,404	\$ 429,167	\$ 421,968	\$ 421,114
Contributions in relation to the contractually required contribution	<u>(462,404)</u>	<u>(429,167)</u>	<u>(421,968)</u>	<u>(421,114)</u>
Contribution deficiency (excess)	<u>\$ -</u>	<u>\$ -</u>	<u>\$ -</u>	<u>\$ -</u>
District's covered payroll	\$ 3,302,886	\$ 3,065,479	\$ 3,014,057	\$ 3,007,957
Contributions as a percentage of covered payroll	14.00%	14.00%	14.00%	14.00%

SEE ACCOMPANYING NOTES TO THE REQUIRED SUPPLEMENTARY INFORMATION

<u>2015</u>	<u>2014</u>	<u>2013</u>	<u>2012</u>	<u>2011</u>	<u>2010</u>
\$ 426,458	\$ 382,408	\$ 396,299	\$ 443,113	\$ 442,105	\$ 440,703
<u>(426,458)</u>	<u>(382,408)</u>	<u>(396,299)</u>	<u>(443,113)</u>	<u>(442,105)</u>	<u>(440,703)</u>
<u>\$ -</u>	<u>\$ -</u>	<u>\$ -</u>	<u>\$ -</u>	<u>\$ -</u>	<u>\$ -</u>
\$ 3,280,446	\$ 2,941,600	\$ 3,048,454	\$ 3,408,562	\$ 3,400,808	\$ 3,390,023
13.00%	13.00%	13.00%	13.00%	13.00%	13.00%

**ASHLAND COUNTY-WEST HOLMES CAREER CENTER
ASHLAND COUNTY, OHIO**

SCHEDULES OF REQUIRED SUPPLEMENTARY INFORMATION

SCHEDULE OF THE DISTRICT'S PROPORTIONATE SHARE OF
THE NET OPEB LIABILITY
SCHOOL EMPLOYEES RETIREMENT SYSTEM (SERS) OF OHIO

LAST THREE FISCAL YEARS

	<u>2019</u>	<u>2018</u>	<u>2017</u>
District's proportion of the net OPEB liability	0.02468740%	0.02461080%	0.02705739%
District's proportionate share of the net OPEB liability	\$ 684,895	\$ 660,489	\$ 771,236
District's covered payroll	\$ 862,326	\$ 773,221	\$ 827,321
District's proportionate share of the net OPEB liability as a percentage of its covered payroll	79.42%	85.42%	93.22%
Plan fiduciary net position as a percentage of the total OPEB liability	13.57%	12.46%	11.49%

Note: Information prior to 2017 was unavailable. Schedule is intended to show information for 10 years. Additional years will be displayed as they become available.

Amounts presented for each fiscal year were determined as of the District's measurement date which is the prior year-end.

SEE ACCOMPANYING NOTES TO THE REQUIRED SUPPLEMENTARY INFORMATION

**ASHLAND COUNTY-WEST HOLMES CAREER CENTER
ASHLAND COUNTY, OHIO**

SCHEDULES OF REQUIRED SUPPLEMENTARY INFORMATION

SCHEDULE OF THE DISTRICT'S PROPORTIONATE SHARE OF
THE NET OPEB LIABILITY/ASSET
STATE TEACHERS RETIREMENT SYSTEM (STRS) OF OHIO

LAST THREE FISCAL YEARS

	<u>2019</u>	<u>2018</u>	<u>2017</u>
District's proportion of the net OPEB liability/asset	0.02761543%	0.02724684%	0.02858678%
District's proportionate share of the net OPEB liability/(asset)	\$ (443,752)	\$ 1,063,071	\$ 1,528,828
District's covered payroll	\$ 3,065,479	\$ 3,014,057	\$ 3,007,957
District's proportionate share of the net OPEB liability/asset as a percentage of its covered payroll	14.48%	35.27%	50.83%
Plan fiduciary net position as a percentage of the total OPEB liability/asset	176.00%	47.10%	37.30%

Note: Information prior to 2017 was unavailable. Schedule is intended to show information for 10 years. Additional years will be displayed as they become available.

Amounts presented for each fiscal year were determined as of the District's measurement date which is the prior year-end.

SEE ACCOMPANYING NOTES TO THE REQUIRED SUPPLEMENTARY INFORMATION

**ASHLAND COUNTY-WEST HOLMES CAREER CENTER
ASHLAND COUNTY, OHIO**

SCHEDULES OF REQUIRED SUPPLEMENTARY INFORMATION

SCHEDULE OF DISTRICT OPEB CONTRIBUTIONS
SCHOOL EMPLOYEES RETIREMENT SYSTEM (SERS) OF OHIO

LAST TEN FISCAL YEARS

	<u>2019</u>	<u>2018</u>	<u>2017</u>	<u>2016</u>
Contractually required contribution	\$ 16,307	\$ 18,038	\$ 13,829	\$ 13,782
Contributions in relation to the contractually required contribution	<u>(16,307)</u>	<u>(18,038)</u>	<u>(13,829)</u>	<u>(13,782)</u>
Contribution deficiency (excess)	<u>\$ -</u>	<u>\$ -</u>	<u>\$ -</u>	<u>\$ -</u>
District's covered payroll	\$ 775,852	\$ 862,326	\$ 773,221	\$ 827,321
Contributions as a percentage of covered payroll	2.10%	2.09%	1.79%	1.67%

SEE ACCOMPANYING NOTES TO THE REQUIRED SUPPLEMENTARY INFORMATION

<u>2015</u>	<u>2014</u>	<u>2013</u>	<u>2012</u>	<u>2011</u>	<u>2010</u>
\$ 6,803	\$ 13,900	\$ 13,940	\$ 18,439	\$ 25,628	\$ 19,672
<u>(6,803)</u>	<u>(13,900)</u>	<u>(13,940)</u>	<u>(18,439)</u>	<u>(25,628)</u>	<u>(19,672)</u>
<u>\$ -</u>	<u>\$ -</u>	<u>\$ -</u>	<u>\$ -</u>	<u>\$ -</u>	<u>\$ -</u>
\$ 829,636	\$ 809,437	\$ 856,236	\$ 1,050,119	\$ 908,115	\$ 876,049
0.82%	1.72%	1.63%	1.76%	2.82%	2.25%

**ASHLAND COUNTY-WEST HOLMES CAREER CENTER
ASHLAND COUNTY, OHIO**

SCHEDULES OF REQUIRED SUPPLEMENTARY INFORMATION

SCHEDULE OF DISTRICT OPEB CONTRIBUTIONS
STATE TEACHERS RETIREMENT SYSTEM (STRS) OF OHIO

LAST TEN FISCAL YEARS

	<u>2019</u>	<u>2018</u>	<u>2017</u>	<u>2016</u>
Contractually required contribution	\$ -	\$ -	\$ -	\$ -
Contributions in relation to the contractually required contribution	-	-	-	-
Contribution deficiency (excess)	<u>\$ -</u>	<u>\$ -</u>	<u>\$ -</u>	<u>\$ -</u>
District's covered payroll	\$ 3,302,886	\$ 3,065,479	\$ 3,014,057	\$ 3,007,957
Contributions as a percentage of covered payroll	0.00%	0.00%	0.00%	0.00%

SEE ACCOMPANYING NOTES TO THE REQUIRED SUPPLEMENTARY INFORMATION

<u>2015</u>	<u>2014</u>	<u>2013</u>	<u>2012</u>	<u>2011</u>	<u>2010</u>
\$ -	\$ 29,728	\$ 30,485	\$ 34,086	\$ 34,008	\$ 33,900
-	(29,728)	(30,485)	(34,086)	(34,008)	(33,900)
<u>\$ -</u>	<u>\$ -</u>	<u>\$ -</u>	<u>\$ -</u>	<u>\$ -</u>	<u>\$ -</u>
\$ 3,280,446	\$ 2,941,600	\$ 3,048,454	\$ 3,408,562	\$ 3,400,808	\$ 3,390,023
0.00%	1.00%	1.00%	1.00%	1.00%	1.00%

**ASHLAND COUNTY-WEST HOLMES CAREER CENTER
ASHLAND COUNTY, OHIO**

NOTES TO THE REQUIRED SUPPLEMENTARY INFORMATION
FOR THE FISCAL YEAR ENDED JUNE 30, 2019

PENSION

SCHOOL EMPLOYEES RETIREMENT SYSTEM (SERS) OF OHIO

Changes in benefit terms: There were no changes in benefit terms from the amounts reported for fiscal years 2014-2017. For fiscal year 2018, SERS changed from a fixed 3% annual increase to a Cost of Living Adjustment (COLA) based on the changes in the Consumer Price Index (CPI-W), with a cap of 2.5% and a floor of 0%. There were no changes in benefit terms from the amounts previously reported for fiscal year 2019.

Changes in assumptions: There were no changes in methods and assumptions used in the calculation of actuarial determined contributions for fiscal years 2014-2016. For fiscal year 2017, the following changes of assumptions affected the total pension liability since the prior measurement date: (a) the assumed rate of inflation was reduced from 3.25% to 3.00%, (b) payroll growth assumption was reduced from 4.00% to 3.50%, (c) assumed real wage growth was reduced from 0.75% to 0.50%, (d) Rates of withdrawal, retirement and disability were updated to reflect recent experience, (e) mortality among active members was updated to RP-2014 Blue Collar Mortality Table with fully generational projection and a five year age set-back for both males and females, (f) mortality among service retired members, and beneficiaries was updated to the following RP-2014 Blue Collar Mortality Table with fully generational projection with Scale BB, 120% of male rates, and 110% of female rates, (g) mortality among disabled members was updated to RP-2000 Disabled Mortality Table, 90% for male rates and 100% for female rates, set back five years is used for the period after disability retirement and (h) the discount rate was reduced from 7.75% to 7.50%. There were no changes in methods and assumptions used in the calculation of actuarial determined contributions for fiscal years 2018-2019.

STATE TEACHERS RETIREMENT SYSTEM (STRS) OF OHIO

Changes in benefit terms: There were no changes in benefit terms from the amounts reported for fiscal years 2014-2017. For fiscal year 2018, STRS decreased the Cost of Living Adjustment (COLA) to zero. There were no changes in benefit terms from amounts previously reported for fiscal year 2019.

Changes in assumptions: There were no changes in methods and assumptions used in the calculation of actuarial determined contributions for fiscal years 2014-2017. For fiscal year 2018, the following changes of assumption affected the total pension liability since the prior measurement date: (a) the long term expected rate of return was reduced from 7.75% to 7.45%, (b) the inflation assumption was lowered from 2.75% to 2.50%, (c) the payroll growth assumption was lowered to 3.00%, (d) total salary increases rate was lowered by decreasing the merit component of the individual salary increases, in addition to a decrease of 0.25% due to lower inflation (e) the healthy and disabled mortality assumptions were updated to the RP-2014 mortality tables with generational improvement scale MP-2016 and (f) rates of retirement, termination and disability were modified to better reflect anticipated future experience. There were no changes in methods and assumptions used in the calculation of actuarial determined contributions for fiscal year 2019.

(Continued)

**ASHLAND COUNTY-WEST HOLMES CAREER CENTER
ASHLAND COUNTY, OHIO**

NOTES TO THE REQUIRED SUPPLEMENTARY INFORMATION (CONTINUED)
FOR THE FISCAL YEAR ENDED JUNE 30, 2019

OTHER POSTEMPLOYMENT BENEFITS (OPEB)

SCHOOL EMPLOYEES RETIREMENT SYSTEM (SERS) OF OHIO

Changes in benefit terms: There were no changes in benefit terms from the amounts previously reported for fiscal years 2017-2019.

Changes in assumptions: There were no changes in methods and assumptions used in the calculation of actuarial determined contributions for fiscal year 2017. For fiscal year 2018, the following changes of assumptions affected the total OPEB liability since the prior measurement date: (a) assumed rate of inflation was reduced from 3.25% to 3.00%, (b) payroll growth assumption was reduced from 4.00% to 3.50%, (c) assumed real wage growth was reduced from 0.75% to 0.50%, (d) rates of withdrawal, retirement, and disability were updated to reflect recent experience, (e) mortality among active members was updated to the following: RP-2014 Blue Collar Mortality Table with fully generational projection and a five-year age set-back for both males and females, (f) mortality among service retired members, and beneficiaries was updated to the following: RP-2014 Blue Collar Mortality Table with fully generational projection with Scale BB, 120% of male rates, and 110% of female rates, (g) mortality among disabled members was updated to the following: RP-2000 Disabled Mortality Table, 90% for male rates and 100% for female rates, set back five years is used for the period after disability retirement, (h) the municipal bond index rate increased from 2.92% to 3.56% and (i) the single equivalent interest rate, net of plan investment expense, including price inflation increased from 2.98% to 3.63%. For fiscal year 2019, the following changes of assumptions affected the total OPEB liability since the prior measurement date: (a) the discount rate increased from 3.63% to 3.70%, (b) the health care cost trend rate for Medicare were changed from a range of 5.50%-5.00% to a range of 5.375%-4.75% and Pre-Medicare were changed from a range of 7.50%-5.00% to a range of 7.25%-4.75%, (c) the municipal bond index rate increased from 3.56% to 3.62% and (i) the single equivalent interest rate, net of plan investment expense, including price inflation increased from 3.63% to 3.70%.

STATE TEACHERS RETIREMENT SYSTEM (STRS) OF OHIO

Changes in benefit terms: There were no changes in benefit terms from the amounts previously reported for fiscal year 2017. For fiscal year 2018, STRS reduced the subsidy multiplier for non-Medicare benefit recipients from 2.1% to 1.9% per year of service. Medicare Part B premium reimbursements were discontinued for certain survivors and beneficiaries and all remaining Medicare Part B premium reimbursements will be discontinued beginning January 2019. For fiscal year 2019, STRS increased the subsidy multiplier for non-Medicare benefit recipients from 1.9% to 1.944% per year of service effective January 1, 2019. The non-Medicare frozen subsidy base premium was increased January 1, 2019 and all remaining Medicare Part B premium reimbursements will be discontinued beginning January 1, 2020.

Changes in assumptions: There were no changes in methods and assumptions used in the calculation of actuarial determined contributions for fiscal year 2017. For fiscal year 2018, the following changes of assumption affected the total OPEB liability since the prior measurement date: (a) the discount rate was increased from 3.26% to 4.13% based on the methodology defined under GASB Statement No. 74, Financial Reporting for Postemployment Benefit Plans Other Than Pension Plans (OPEB), (b) the long term expected rate of return was reduced from 7.75% to 7.45%, (c) valuation year per capita health care costs were updated, and the salary scale was modified, (d) the percentage of future retirees electing each option was updated based on current data and the percentage of future disabled retirees and terminated vested participants electing health coverage were decreased and (e) the assumed mortality, disability, retirement, withdrawal and future health care cost trend rates were modified along with the portion of rebated prescription drug costs. For fiscal year 2019, the following changes of assumptions affected the total OPEB liability since the prior measurement date: (a) the discount rate was increased from the blended rate of 4.13% to the long-term expected rate of return of 7.45% based on the methodology defined under GASB Statement No. 74, Financial Reporting for Postemployment Benefit Plans Other Than Pension Plans (OPEB) and (b) decrease in trend rates from 6.00%-11.00 initial; 4.50% ultimate down to Medical Pre-Medicare 6.00% and Medicare 5.00% initial; 4.00% ultimate and Prescription Drug Pre-Medicare 8.00% and Medicare (5.23%) initial; 4.00% ultimate.

THIS PAGE INTENTIONALLY LEFT BLANK.

**INDEPENDENT AUDITOR'S REPORT ON INTERNAL CONTROL OVER
FINANCIAL REPORTING AND ON COMPLIANCE AND OTHER MATTERS
REQUIRED BY GOVERNMENT AUDITING STANDARDS**

Ashland County-West Holmes Joint Vocational School District
Ashland County
1783 State Route 60
Ashland, Oh 44805

To the Board of Education:

We have audited, in accordance with auditing standards generally accepted in the United States and the Comptroller General of the United States' *Government Auditing Standards*, the financial statements of the governmental activities, each major fund, and the aggregate remaining fund information of Ashland County-West Holmes Joint Vocational School District, Ashland County, (the District) as of and for the year ended June 30, 2019, and the related notes to the financial statements, which collectively comprise the District's basic financial statements and have issued our report thereon dated December 11, 2019.

Internal Control Over Financial Reporting

As part of our financial statement audit, we considered the District's internal control over financial reporting (internal control) to determine the audit procedures appropriate in the circumstances to the extent necessary to support our opinions on the financial statements, but not to the extent necessary to opine on the effectiveness of the District's internal control. Accordingly, we have not opined on it.

A *deficiency in internal control* exists when the design or operation of a control does not allow management or employees, when performing their assigned functions, to prevent, or detect and timely correct misstatements. A *material weakness* is a deficiency, or combination of internal control deficiencies resulting in a reasonable possibility that internal control will not prevent or detect and timely correct a material misstatement of the District's financial statements. A *significant deficiency* is a deficiency, or a combination of deficiencies, in internal control that is less severe than a material weakness, yet important enough to merit attention by those charged with governance.

Our consideration of internal control was for the limited purpose described in the first paragraph of this section and was not designed to identify all internal control deficiencies that might be material weaknesses or significant deficiencies. Given these limitations, we did not identify any deficiencies in internal control that we consider material weaknesses. However, unidentified material weaknesses may exist.

Compliance and Other Matters

As part of reasonably assuring whether the District's financial statements are free of material misstatement, we tested its compliance with certain provisions of laws, regulations, contracts, and grant agreements, noncompliance with which could directly and materially affect the determination of financial statement amounts. However, opining on compliance with those provisions was not an objective of our audit and accordingly, we do not express an opinion. The results of our tests disclosed no instances of noncompliance or other matters we must report under *Government Auditing Standards*.

Purpose of this Report

This report only describes the scope of our internal control and compliance testing and our testing results, and does not opine on the effectiveness of the District's internal control or on compliance. This report is an integral part of an audit performed under *Government Auditing Standards* in considering the District's internal control and compliance. Accordingly, this report is not suitable for any other purpose.



Keith Faber
Auditor of State

Columbus, Ohio

December 11, 2019

OHIO AUDITOR OF STATE KEITH FABER



ASHLAND COUNTY – WEST HOLMES JOINT VOCATIONAL SCHOOL DISTRICT

ASHLAND COUNTY

CLERK'S CERTIFICATION

This is a true and correct copy of the report which is required to be filed in the Office of the Auditor of State pursuant to Section 117.26, Revised Code, and which is filed in Columbus, Ohio.

Susan Babbitt

CLERK OF THE BUREAU

**CERTIFIED
DECEMBER 31, 2019**