



Mary Taylor, CPA
Auditor of State

**MATHEWS LOCAL SCHOOL DISTRICT
TRUMBULL COUNTY**

TABLE OF CONTENTS

TITLE	PAGE
Independent Accountants' Report.....	1
Management's Discussion and Analysis.....	3
Statement of Net Assets	15
Statement of Activities	16
Balance Sheet - Governmental Funds.....	18
Reconciliation of Total Governmental Fund Balances to Net Assets of Governmental Activities	19
Statement of Revenues, Expenditures and Changes in Fund Balances - Governmental Funds	20
Reconciliation of the Statement of Revenues, Expenditures and Changes in Fund Balances of Governmental Funds to the Statement of Activities	21
Statement of Revenues, Expenditures and Changes In Fund Balance – Budget and Actual (Non-GAAP Budgetary Basis) - General Fund	22
Statement of Net Assets – Proprietary Funds	23
Statement of Revenues, Expenses and Changes In Net Assets – Proprietary Funds.....	24
Statement of Cash Flows – Proprietary Funds	25
Statement of Fiduciary Net Assets - Fiduciary Funds.....	26
Notes to the Basic Financial Statements	27
Independent Accountants' Report on Internal Control Over Financial Reporting and on Compliance and Other Matters Required by Government Auditing Standards.....	55

THIS PAGE INTENTIONALLY LEFT BLANK.



Mary Taylor, CPA

Auditor of State

INDEPENDENT ACCOUNTANTS' REPORT

Mathews Local School District
Trumbull County
4434B Warren-Sharon Road NE
Vienna, Ohio 44473

To the Board of Education:

We have audited the accompanying financial statements of the governmental activities, business activities, the major fund, and the aggregate remaining fund information of Mathews Local School District, Trumbull County, Ohio (the District), as of and for the year ended June 30, 2007, which collectively comprise the District's basic financial statements as listed in the table of contents. These financial statements are the responsibility of the District's management. Our responsibility is to express opinions on these financial statements based on our audit.

We conducted our audit in accordance with audit standards generally accepted in the United States of America and the standards applicable to financial audits contained in *Government Auditing Standards*, issued by the Comptroller General of the United States. Those standards require that we plan and perform the audit to obtain reasonable assurance about whether the financial statements are free of material misstatement. An audit includes examining, on a test basis, evidence supporting the amounts and disclosures in the financial statements. An audit also includes assessing the accounting principles used and significant estimates made by management, as well as evaluating the overall financial statement presentation. We believe that our audit provides a reasonable basis for our opinion.

In our opinion, the financial statements referred to above present fairly, in all material respects, the respective financial position of the governmental activities, the business-type activities, each major fund, and the aggregate remaining fund information of Mathews Local School District, Trumbull County, Ohio, as of June 30, 2007, and the respective changes in financial position and where applicable, cash flows, thereof, and the budgetary comparison for the General Fund thereof for the year then ended in conformity with accounting principles generally accepted in the United States of America.

In accordance with *Government Auditing Standards*, we have also issued our report dated July 31, 2009, on our consideration of the District's internal control over financial reporting and our tests of its compliance with certain provisions of laws, regulations, contracts and grant agreements and other matters. While we did not opine on the internal control over financial reporting or on compliance, that report describes the scope of our testing of internal control over financial reporting and compliance and the results of that testing. That report is an integral part of an audit performed in accordance with *Government Auditing Standards*. You should read it in conjunction with this report in assessing the results of our audit.

Voinovich Government Center / 242 Federal Plaza W. / Suite 302 / Youngstown, OH 44503-1293

Telephone: (330) 797-9900 (800) 443-9271 Fax: (330) 797-9949

www.auditor.state.oh.us

Management's Discussion and Analysis is not a required part of the basic financial statements but is supplementary information accounting principles generally accepted in the United States of America requires. We have applied certain limited procedures, which consisted principally of inquiries of management regarding the methods of measurement and presentation of the required supplementary information. However, we did not audit the information and express no opinion on it.

A handwritten signature in black ink that reads "Mary Taylor". The signature is written in a cursive, flowing style.

Mary Taylor, CPA
Auditor of State

July 31, 2009

**MATHEWS LOCAL SCHOOL DISTRICT
TRUMBULL COUNTY, OHIO**

MANAGEMENT'S DISCUSSION AND ANALYSIS
FOR THE FISCAL YEAR ENDED JUNE 30, 2007
(Unaudited)

The discussion and analysis of Mathews Local School District's (the "District") financial performance provides an overall review of the District's financial activities for the fiscal year ended June 30, 2007. The intent of this discussion and analysis is to look at the District's financial performance as a whole; readers should also review the basic financial statements and the notes to the basic financial statements to enhance their understanding of the District's financial performance.

Financial Highlights

Key financial highlights for 2007 are as follows:

- In total, net assets increased \$182,456. Net assets of governmental activities increased \$183,521, which represents a 4.71% increase from 2006. Net assets of business-type activities decreased \$1,065 or 1.75% from 2006.
- General revenues accounted for \$8,065,441 in governmental revenues or 89.73% of all governmental revenues. Program specific revenues in the form of charges for services and sales, grants and contributions accounted for \$922,798 or 10.27% of total governmental revenues of \$8,988,239.
- The District had \$8,775,766 in expenses related to governmental activities; only \$922,798 of these expenses were offset by program specific charges for services, grants or contributions. General revenues supporting governmental activities (primarily taxes and unrestricted grants and entitlements) of \$8,065,441 were adequate to provide for these programs.
- The District's major governmental fund is the general fund. The general fund had \$8,980,283 in revenues and other financing sources and \$8,366,933 in expenditures and other financing uses. The general fund's fund balance increased \$613,350 from \$783,702 to \$1,397,052.
- Net assets for the District's two enterprise funds decreased \$1,065. The enterprise funds had \$304,241 in revenues, \$334,258 in expenses and \$28,952 in transfers in and capital contributions.

Using these Basic Financial Statements (BFS)

This annual report consists of a series of financial statements and notes to those statements. These statements are organized so the reader can understand the District as a financial whole, an entire operating entity. The statements then proceed to provide an increasingly detailed look at specific financial activities.

The *Statement of Net Assets* and *Statement of Activities* provide information about the activities of the whole District, presenting both an aggregate view of the District's finances and a longer-term view of those finances. Fund financial statements provide the next level of detail. For governmental funds, these statements tell how services were financed in the short-term as well as what remains for future spending. The fund financial statements also look at the District's most significant funds with all other nonmajor funds presented in total in one column. In the case of the District, the general fund is by far the most significant fund, and the only governmental fund reported as a major fund.

**MATHEWS LOCAL SCHOOL DISTRICT
TRUMBULL COUNTY, OHIO**

MANAGEMENT'S DISCUSSION AND ANALYSIS
FOR THE FISCAL YEAR ENDED JUNE 30, 2007
(Unaudited)

Reporting the District as a Whole

Statement of Net Assets and the Statement of Activities

While this document contains the large number of funds used by the District to provide programs and activities, the view of the District as a whole looks at all financial transactions and asks the question, "How did we do financially during 2007?" The Statement of Net Assets and the Statement of Activities answer this question. These statements include *all assets, liabilities, revenues and expenses* using the *accrual basis of accounting* similar to the accounting used by most private-sector companies. This basis of accounting takes into account all of the current year's revenues and expenses regardless of when cash is received or paid.

These two statements report the District's *net assets* and changes in those assets. This change in net assets is important because it tells the reader that, for the District as a whole, the *financial position* of the District has improved or diminished. The causes of this change may be the result of many factors, some financial, some not. Non-financial factors include the District's property tax base, current property tax laws in Ohio restricting revenue growth, facility conditions, required educational programs and other factors.

In the Statement of Net Assets and the Statement of Activities, the District is divided into two distinct kinds of activities:

Governmental Activities - Most of the District's programs and services are reported here including instruction, support services, operation and maintenance of plant, pupil transportation and extracurricular activities.

Business-Type Activities - These services are provided on a charge for goods or services basis to recover all or a significant portion of the expenses of the goods or services provided. The District's food service and uniform school supplies operations are reported as business activities.

The District's statement of net assets and statement of activities can be found on pages 14-16 of this report.

Reporting the District's Most Significant Funds

Fund Financial Statements

The analysis of the District's major governmental fund begins on page 10. Fund financial reports provide detailed information about the District's major funds. The District uses many funds to account for a multitude of financial transactions. However, these fund financial statements focus on the District's most significant funds. The District's major governmental fund is the general fund.

Governmental Funds

Most of the District's activities are reported in governmental funds, which focus on how money flows into and out of those funds and the balances left at year-end available for spending in future periods. These funds are reported using an accounting method called *modified accrual* accounting, which measures cash and all other *financial assets* that can readily be converted to cash. The governmental fund statements provide a detailed *short-term* view of the District's general government operations and the basic services it provides. Governmental fund information helps you determine whether there are more or fewer financial resources that can be spent in the near future to finance educational programs. The relationship (or differences) between governmental *activities* (reported in the Statement of Net Assets and the Statement of Activities) and governmental *funds* is reconciled in the financial statements. The basic governmental fund financial statements can be found on pages 17-21 of this report.

**MATHEWS LOCAL SCHOOL DISTRICT
TRUMBULL COUNTY, OHIO**

MANAGEMENT'S DISCUSSION AND ANALYSIS
FOR THE FISCAL YEAR ENDED JUNE 30, 2007
(Unaudited)

Proprietary Funds

The District maintains proprietary funds. The District maintains two enterprise funds that account for the District's food service and uniform school supplies operations. The basic proprietary fund financial statements can be found on pages 22-24 of this report.

Reporting the District's Fiduciary Responsibilities

The District acts in a trustee capacity as an agent for individuals, private organizations, other governmental units and/or other funds. These activities are reported in an agency fund. The District's fiduciary activities are reported in a separate Statement of Fiduciary Net Assets on page 25. These activities are excluded from the District's other financial statements because the assets cannot be utilized by the District to finance its operations.

Notes to the Basic Financial Statements

The notes provide additional information that is essential to a full understanding of the data provided in the government-wide and fund financial statements. These notes to the basic financial statements can be found on pages 26-52 of this report.

The District as a Whole

The Statement of Net Assets provides the perspective of the District as a whole. The table below provides a summary of the District's net assets for 2007 compared to fiscal 2006.

	Net Assets					
	<u>Governmental Activities</u>		<u>Business-Type Activities</u>		<u>Total</u>	
	<u>2007</u>	<u>2006</u>	<u>2007</u>	<u>2006</u>	<u>2007</u>	<u>2006</u>
<u>Assets</u>						
Current assets	\$ 7,565,894	\$ 7,664,561	\$ 17,134	\$ 13,727	\$ 7,583,028	\$ 7,678,288
Capital assets, net	<u>3,340,842</u>	<u>3,248,976</u>	<u>12,838</u>	<u>11,584</u>	<u>3,353,680</u>	<u>3,260,560</u>
Total assets	<u>10,906,736</u>	<u>10,913,537</u>	<u>29,972</u>	<u>25,311</u>	<u>10,936,708</u>	<u>10,938,848</u>
<u>Liabilities</u>						
Current liabilities	5,454,551	5,576,552	32,163	33,489	5,486,714	5,610,041
Long-term liabilities	<u>1,373,050</u>	<u>1,441,371</u>	<u>59,982</u>	<u>52,930</u>	<u>1,433,032</u>	<u>1,494,301</u>
Total liabilities	<u>6,827,601</u>	<u>7,017,923</u>	<u>92,145</u>	<u>86,419</u>	<u>6,919,746</u>	<u>7,104,342</u>
<u>Net Assets</u>						
Invested in capital assets, net of debt	3,275,315	3,108,488	12,838	11,584	3,288,153	3,120,072
Restricted	72,703	72,361	-	-	72,703	72,361
Unrestricted (deficit)	<u>731,117</u>	<u>714,765</u>	<u>(75,011)</u>	<u>(72,692)</u>	<u>656,106</u>	<u>642,073</u>
Total net assets (deficit)	<u>\$ 4,079,135</u>	<u>\$ 3,895,614</u>	<u>\$ (62,173)</u>	<u>\$ (61,108)</u>	<u>\$ 4,016,962</u>	<u>\$ 3,834,506</u>

**MATHEWS LOCAL SCHOOL DISTRICT
TRUMBULL COUNTY, OHIO**

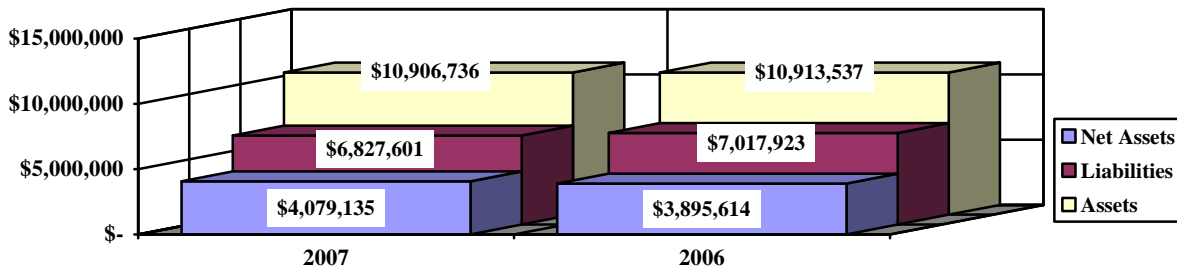
**MANAGEMENT'S DISCUSSION AND ANALYSIS
FOR THE FISCAL YEAR ENDED JUNE 30, 2007
(Unaudited)**

Over time, net assets can serve as a useful indicator of a government's financial position. At June 30, 2007, the District's assets exceeded liabilities by \$4,016,962.

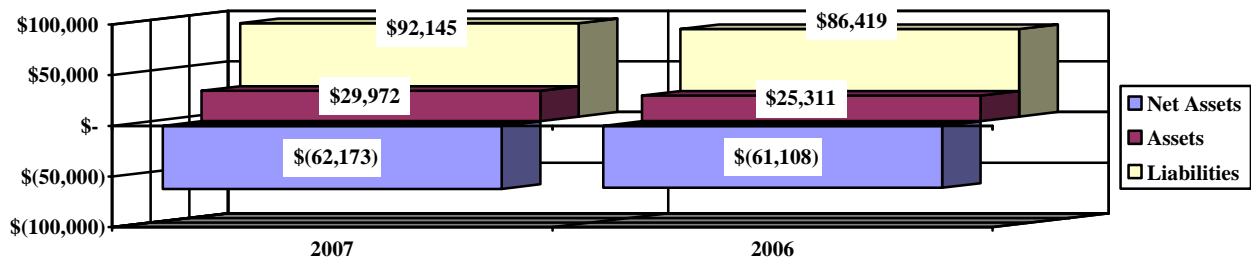
At year-end, capital assets represented 30.66% of total assets. Capital assets include land, land improvements, buildings and improvements, furniture and equipment and vehicles. The amount invested in capital assets, net of related debt to acquire the assets at June 30, 2007, was \$3,288,153. These capital assets are used to provide services to the students and are not available for future spending. Although the District's investment in capital assets is reported net of related debt, it should be noted that the resources to repay the debt must be provided from other sources, since capital assets may not be used to liquidate these liabilities.

A portion of the District's net assets, \$72,703 represents resources that are subject to external restriction on how they may be used. The remaining balance of unrestricted net assets of \$656,106 may be used to meet the District's ongoing obligations to the students and creditors.

Governmental - Net Assets



Business-Type - Net Assets



The table below shows the changes in net assets for governmental activities and business-type activities for fiscal year 2007 compared to fiscal year 2006.

**MATHEWS LOCAL SCHOOL DISTRICT
TRUMBULL COUNTY, OHIO**

MANAGEMENT'S DISCUSSION AND ANALYSIS
FOR THE FISCAL YEAR ENDED JUNE 30, 2007

(Unaudited)
Change in Net Assets

	Governmental Activities		Business-Type Activities		Total	
	2007	2006	2007	2006	2007	2006
Revenues						
Program revenues:						
Charges for services and sales	\$ 420,799	\$ 350,597	\$ 219,702	\$ 219,978	\$ 640,501	\$ 570,575
Operating grants and contributions	492,938	271,769	84,511	98,749	577,449	370,518
Capital grants and contributions	9,061	270,000	-	-	9,061	270,000
General revenues:						
Property taxes	4,587,584	4,619,016	-	-	4,587,584	4,619,016
Grants and entitlements	3,296,932	3,412,331	-	-	3,296,932	3,412,331
Revenue in lieu of taxes	30,972	43,433	-	-	30,972	43,433
Investment earnings	137,080	85,133	28	6	137,108	85,139
Other	12,873	100,196	-	-	12,873	100,196
Total revenues	8,988,239	9,152,475	304,241	318,733	9,292,480	9,471,208
Expenses						
Program expenses:						
Instruction:						
Regular	4,213,241	4,121,178	-	-	4,213,241	4,121,178
Special	562,249	666,005	-	-	562,249	666,005
Vocational	34,540	73,592	-	-	34,540	73,592
Other	166,769	287,776	-	-	166,769	287,776
Support services:						
Pupil	553,188	564,654	-	-	553,188	564,654
Instructional staff	324,315	290,179	-	-	324,315	290,179
Board of Education	51,981	80,455	-	-	51,981	80,455
Administration	744,384	700,570	-	-	744,384	700,570
Fiscal	367,466	289,918	-	-	367,466	289,918
Operations and maintenance	863,849	937,804	-	-	863,849	937,804
Pupil transportation	602,870	555,877	-	-	602,870	555,877
Central	84,662	121,673	-	-	84,662	121,673
Operation of non-instructional services	-	4,535	-	-	-	4,535
Extracurricular activities	204,883	181,715	-	-	204,883	181,715
Interest and fiscal charges	1,369	4,063	-	-	1,369	4,063
Food service	-	-	314,830	332,378	314,830	332,378
Uniform school supplies	-	-	19,428	22,077	19,428	22,077
Total expenses	8,775,766	8,879,994	334,258	354,455	9,110,024	9,234,449
Excess (deficiency) before transfers	212,473	272,481	(30,017)	(35,722)	182,456	236,759
Transfers	(28,952)	(7,256)	28,952	7,256	-	-
Changes in net assets	183,521	265,225	(1,065)	(28,466)	182,456	236,759
Net assets (deficit), beginning of year	3,895,614	3,630,389	(61,108)	(32,642)	3,834,506	3,597,747
Net assets (deficit), end of year	\$ 4,079,135	\$ 3,895,614	\$ (62,173)	\$ (61,108)	\$ 4,016,962	\$ 3,834,506

**MATHEWS LOCAL SCHOOL DISTRICT
TRUMBULL COUNTY, OHIO**

MANAGEMENT'S DISCUSSION AND ANALYSIS
FOR THE FISCAL YEAR ENDED JUNE 30, 2007
(Unaudited)

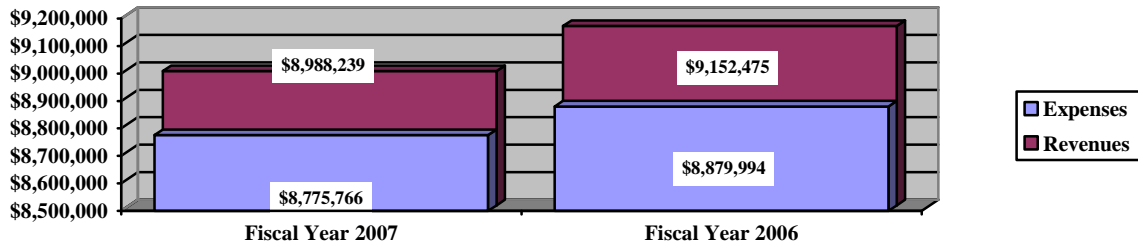
Governmental Activities

Net assets of the District's governmental activities increased by \$183,521. Total governmental expenses of \$8,775,766 were offset by program revenues of \$922,798 and general revenues of \$8,065,441. Program revenues supported 10.52% of the total governmental expenses.

The primary sources of revenue for governmental activities are derived from property taxes and grants and entitlements. These two revenue sources represent 87.72% of total governmental revenue. Real estate property is reappraised every six years.

The graph below presents the District's governmental activities revenue and expenses for fiscal years 2007 and 2006.

Governmental Activities - Revenues and Expenses



The Statement of Activities shows the cost of program services and the charges for services and grants offsetting those services. The following table shows, for governmental activities, the total cost of services and the net cost of services for 2007 and 2006. That is, it identifies the cost of these services supported by tax revenue and unrestricted state grants and entitlements.

**MATHEWS LOCAL SCHOOL DISTRICT
TRUMBULL COUNTY, OHIO**

**MANAGEMENT'S DISCUSSION AND ANALYSIS
FOR THE FISCAL YEAR ENDED JUNE 30, 2007**

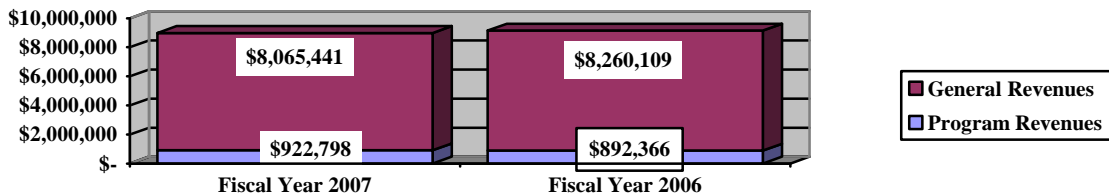
**(Unaudited)
Governmental Activities**

	Total Cost of Services <u>2007</u>	Net Cost of Services <u>2007</u>	Total Cost of Services <u>2006</u>	Net Cost of Services <u>2006</u>
Program expenses:				
Instruction:				
Regular	\$ 4,213,241	\$ 3,821,064	\$ 4,121,178	\$ 3,804,540
Special	562,249	269,617	666,005	467,618
Vocational	34,540	8,918	73,592	73,592
Other	166,769	134,050	287,776	274,803
Support services:				
Pupil	553,188	465,549	564,654	558,536
Instructional staff	324,315	313,642	290,179	273,994
Board of Education	51,981	51,981	80,455	80,455
Administration	744,384	744,384	700,570	700,570
Fiscal	367,466	367,466	289,918	289,918
Operations and maintenance	863,849	863,849	937,804	937,804
Pupil transportation	602,870	586,849	555,877	549,950
Central	84,662	67,662	121,673	104,673
Operation of non-instructional services	-	-	4,535	4,535
Extracurricular activities	204,883	156,568	181,715	(137,423)
Interest and fiscal charges	<u>1,369</u>	<u>1,369</u>	<u>4,063</u>	<u>4,063</u>
Total expenses	<u>\$ 8,775,766</u>	<u>\$ 7,852,968</u>	<u>\$ 8,879,994</u>	<u>\$ 7,987,628</u>

The dependence upon tax revenues during fiscal year 2007 for governmental activities is apparent, as 85.07% of 2007 instruction activities are supported through taxes and other general revenues. All governmental activities, general revenue support is 89.48% in 2007. The District's taxpayers and unrestricted grants and entitlements from the State of Ohio are the primary support for District's students.

The graph below presents the District's governmental activities revenue for fiscal years 2007 and 2006.

Governmental Activities - General and Program Revenues



Business-Type Activities

Business-type activities include the food service and uniform school supplies operations. These programs had revenues of \$304,241 and expenses of \$334,258 for fiscal year 2007. The District's business activities receive no support from tax revenues.

**MATHEWS LOCAL SCHOOL DISTRICT
TRUMBULL COUNTY, OHIO**

MANAGEMENT'S DISCUSSION AND ANALYSIS
FOR THE FISCAL YEAR ENDED JUNE 30, 2007

(Unaudited)

The District's Funds

The District's governmental funds (as presented on the balance sheet on page 17) reported a combined fund balance of \$1,539,339, which is greater than last year's total of \$841,912. The schedule below indicates the fund balance and the total change in fund balance as of June 30, 2007 and 2006.

	<u>Fund Balance</u> <u>June 30, 2007</u>	<u>Fund Balance</u> <u>June 30, 2006</u>	<u>Increase</u>
General	\$ 1,397,052	\$ 783,702	\$ 613,350
Other Governmental	<u>142,287</u>	<u>58,210</u>	<u>84,077</u>
Total	<u>\$ 1,539,339</u>	<u>\$ 841,912</u>	<u>\$ 697,427</u>

General Fund

The District's general fund balance increased by \$613,350. The table that follows assists in illustrating the financial activities and fund balance of the general fund.

	<u>2007</u> <u>Amount</u>	<u>2006</u> <u>Amount</u>	<u>Percentage</u> <u>Change</u>
<u>Revenues</u>			
Taxes	\$ 5,004,645	\$ 4,395,655	13.85 %
Interest earnings	137,080	85,133	61.02 %
Intergovernmental	3,468,367	3,390,878	2.29 %
Other revenues	<u>369,730</u>	<u>399,392</u>	(7.43) %
Total	<u>\$ 8,979,822</u>	<u>\$ 8,271,058</u>	8.57 %
<u>Expenditures</u>			
Instruction	\$ 4,496,766	\$ 4,855,990	(7.40) %
Support services	3,392,802	3,283,492	3.33 %
Extracurricular activities	25,820	-	100.00 %
Facilities acquisition and construction	<u>80,762</u>	<u>-</u>	100.00 %
Total	<u>\$ 7,996,150</u>	<u>\$ 8,139,482</u>	(1.76) %

The increase in tax revenue can be attributed to a large delinquent tax collection during fiscal year 2007. The increase in interest earnings is primarily due to increased interest rates. All other revenue items remained consistent when compared to prior fiscal years. The decrease in instruction expenditures is due to the retirement of several teachers, which results in lower payroll-related costs for the District. The extracurricular expenditures represent the District's portion paid for student managed activities. The facilities acquisition and construction expenditures represent the renovation of the locker room facility. Support service expenditures remained consistent when compared to prior fiscal years.

**MATHEWS LOCAL SCHOOL DISTRICT
TRUMBULL COUNTY, OHIO**

MANAGEMENT'S DISCUSSION AND ANALYSIS
FOR THE FISCAL YEAR ENDED JUNE 30, 2007
(Unaudited)

General Fund Budgeting Highlights

The District's budget is prepared according to Ohio law and is based on accounting for certain transactions on a basis of cash receipts, disbursements and encumbrances. The most significant budgeted fund is the general fund.

During the course of fiscal 2007, the District amended its general fund budget numerous times, none significant. For the general fund, final budgeted revenues and other financing sources were \$9,072,096, above original budget estimates of \$8,314,990. The actual revenues and other financing sources were \$9,103,573, which were \$31,477 more than final budgeted revenues and other financing sources.

General fund original appropriations (expenditures and other financing uses) of \$8,776,791 were increased to \$8,996,791 in the final budget. The actual budget basis expenditures and other financing uses for fiscal year 2007 totaled \$8,973,161, which was \$23,630 less than the final budget appropriations, primarily because salary costs proved to be lower than anticipated in the final budget.

Capital Assets and Debt Administration

Capital Assets

At the end of fiscal 2007, the District had \$3,353,680 invested in land, land improvements, buildings and improvements, furniture and equipment and vehicles. Of this total, \$3,340,842 was reported in governmental activities and \$12,838 was reported in business-type activities. The following table shows fiscal 2007 balances compared to 2006:

**Capital Assets at June 30
(Net of Depreciation)**

	Governmental Activities		Business-Type Activities		Total	
	2007	2006	2007	2006	2007	2006
Land	\$ 363,767	\$ 363,767	\$ -	\$ -	\$ 363,767	\$ 363,767
Land improvements	301,942	331,908	-	-	301,942	331,908
Building and improvements	1,958,557	1,900,351	-	-	1,958,557	1,900,351
Furniture and equipment	464,472	482,535	12,838	11,584	477,310	494,119
Vehicles	252,104	170,415	-	-	252,104	170,415
Total	\$ 3,340,842	\$ 3,248,976	\$ 12,838	\$ 11,584	\$ 3,353,680	\$ 3,260,560

Refer to Note 8 to the basic financial statements for detail on the District's capital assets.

Debt Administration

At June 30, 2007 the District had a \$65,527 asbestos loan outstanding. Of this total, \$12,961 is due within one year and \$52,566 is due within greater than one year. The following table summarizes the lease obligations and loan outstanding.

**MATHEWS LOCAL SCHOOL DISTRICT
TRUMBULL COUNTY, OHIO**

MANAGEMENT'S DISCUSSION AND ANALYSIS
FOR THE FISCAL YEAR ENDED JUNE 30, 2007

(Unaudited)
Outstanding Debt, at Year End

	Governmental Activities 2007	Governmental Activities 2006
Capital lease obligation	\$ -	\$ 62,000
Asbestos loan	65,527	78,488
Total	\$ 65,527	\$ 140,488

At June 30, 2007 the District's overall legal debt margin was \$12,988,096 with an unvoted debt margin of \$144,312.

See Note 10 to the basic financial statements for detail on the District's long-term obligations.

Current Financial Related Activities

As the preceding information shows, the District is heavily reliant on the local property taxpayer. The District does not anticipate placing any new operating levies on the ballot. It does, however, require passage of the 2.0 mill permanent improvement renewal levy on November 6, 2007. This levy generates approximately \$157,378 per year. This revenue can only be used for renovating, improving, remodeling, constructing, adding to, furnishing and equipping school facilities and improving school sites

The District is faced with the challenge of maintaining four old buildings. The oldest building is the high school, which dates back to 1915. The Ohio School Facilities Commission currently ranks the District 476 out of 612 districts in the state to receive classroom facilities funds. In other words, 475 school districts will receive funds before the District does.

It is not anticipated that the District will receive any construction funds from the State until 2015 at best. Based on the 476 ranking, the Ohio School Facilities Commission determined the local share of the Mathews taxpayers to be 79% with the State contributing only 21% to any new or remodeled facilities.

The Board of Education has decided to proceed with replacing the aging buildings, either totally through a bond issue or through an Expedited Local Partnership Program. With the Expedited Local Partnership Program, the District adopts the State's master plan for the District and builds accordingly. Then the District will receive the 21% reimbursement when its ranking is reached, perhaps in 2015. The Board has chosen the architectural firm Olsavsky Jaminet. Olsavsky Jaminet and Fanning/Howey will assist the Board of Education in preparing presentations for the public.

The District has been successful in completing a locker room facility at Booster Field. The Mathews Athletic Boosters started constructing a locker room facility at Booster Field but were unable to complete the project. The Boosters donated a 60' x 100' building shell to the District. The Board then undertook the challenge of completing the building. The building was used for the first time on August 31, 2007, at the first football home game of the 2008 school year. The District is pleased to have a locker room facility for the athletes and thanks the Mathews Athletic Boosters for initiating the project.

The District administration realizes that prudent management will be necessary to continue to provide the resources necessary to meet student needs while diligently controlling the escalating expenditures. In this regard, the Board of Education and administration closely monitor the District's revenue and expenditures in accordance with its five-year forecast.

**MATHEWS LOCAL SCHOOL DISTRICT
TRUMBULL COUNTY, OHIO**

**MANAGEMENT'S DISCUSSION AND ANALYSIS
FOR THE FISCAL YEAR ENDED JUNE 30, 2007
(Unaudited)**

Contacting the District's Financial Management

This financial report is designed to provide our citizens, taxpayers, and investors and creditors with a general overview of the District's finances and to show the District's accountability for the money it receives. If you have questions about this report or need additional financial information contact: Ms. Teri Andrika, Treasurer, Mathews Local School District, 4434-B Warren Sharon Road NE, Vienna, Ohio, 44473-9644.

THIS PAGE INTENTIONALLY LEFT BLANK.

**MATHEWS LOCAL SCHOOL DISTRICT
TRUMBULL COUNTY, OHIO**

STATEMENT OF NET ASSETS
JUNE 30, 2007

	Governmental Activities	Business-Type Activities	Total
Assets:			
Equity in pooled cash and cash equivalents. . .	\$ 2,538,271	\$ 416	\$ 2,538,687
Receivables:			
Taxes	4,941,020	-	4,941,020
Accounts	2,836	-	2,836
Intergovernmental	18,549	8,570	27,119
Accrued interest	1,082	-	1,082
Prepayments	32,414	-	32,414
Materials and supplies inventory	31,722	8,148	39,870
Capital assets:			
Land	363,767	-	363,767
Depreciable capital assets, net	2,977,075	12,838	2,989,913
Total capital assets, net.	<u>3,340,842</u>	<u>12,838</u>	<u>3,353,680</u>
Total assets	<u>10,906,736</u>	<u>29,972</u>	<u>10,936,708</u>
Liabilities:			
Accounts payable.	9,023	-	9,023
Accrued wages and benefits	699,922	18,023	717,945
Pension obligation payable.	181,857	12,844	194,701
Intergovernmental payable	54,619	1,296	55,915
Unearned revenue	4,509,130	-	4,509,130
Long-term liabilities:			
Due within one year.	156,672	1,580	158,252
Due in more than one year	1,216,378	58,402	1,274,780
Total liabilities	<u>6,827,601</u>	<u>92,145</u>	<u>6,919,746</u>
Net Assets:			
Invested in capital assets, net of related debt.	3,275,315	12,838	3,288,153
Restricted for:			
Capital projects	51,440	-	51,440
State funded programs.	18,273	-	18,273
Student activities.	2,990	-	2,990
Unrestricted (deficit)	<u>731,117</u>	<u>(75,011)</u>	<u>656,106</u>
Total net assets (deficit)	<u>\$ 4,079,135</u>	<u>\$ (62,173)</u>	<u>\$ 4,016,962</u>

SEE ACCOMPANYING NOTES TO THE BASIC FINANCIAL STATEMENTS

**MATHEWS LOCAL SCHOOL DISTRICT
TRUMBULL COUNTY, OHIO**

STATEMENT OF ACTIVITIES
FOR THE FISCAL YEAR ENDED JUNE 30, 2007

	Program Revenues			
	Expenses	Charges for Services and Sales	Operating Grants and Contributions	Capital Grants and Contributions
Governmental activities:				
Instruction:				
Regular	\$ 4,213,241	\$ 358,051	\$ 34,126	\$ -
Special	562,249	-	292,632	-
Vocational	34,540	-	25,622	-
Other.	166,769	-	32,719	-
Support services:				
Pupil.	553,188	-	87,639	-
Instructional staff	324,315	7,768	2,905	-
Board of education	51,981	-	-	-
Administration.	744,384	-	-	-
Fiscal.	367,466	-	-	-
Operations and maintenance	863,849	-	-	-
Pupil transportation.	602,870	6,665	295	9,061
Central	84,662	-	17,000	-
Extracurricular activities.	204,883	48,315	-	-
Interest and fiscal charges	1,369	-	-	-
Total governmental activities	<u>8,775,766</u>	<u>420,799</u>	<u>492,938</u>	<u>9,061</u>
Business-type activities:				
Food service	314,830	201,279	84,511	-
Uniform school supplies.	19,428	18,423	-	-
Total business-type activities	<u>334,258</u>	<u>219,702</u>	<u>84,511</u>	<u>-</u>
Totals	<u>\$ 9,110,024</u>	<u>\$ 640,501</u>	<u>\$ 577,449</u>	<u>\$ 9,061</u>

General Revenues:

Property taxes levied for:

- General purposes
- Capital projects
- Grants and entitlements not restricted
to specific programs.
- Investment earnings
- Revenue in lieu of taxes.
- Miscellaneous
- Total general revenues.

Transfers.

Total general revenues
and transfers

Change in net assets

**Net assets (deficit)
at beginning of year.**

Net assets (deficit) at end of year.

SEE ACCOMPANYING NOTES TO THE BASIC FINANCIAL STATEMENTS

**Net (Expense) Revenue and
Changes in Net Assets**

Governmental Activities	Business-Type Activities	Total
\$ (3,821,064)	\$ -	\$ (3,821,064)
(269,617)	-	(269,617)
(8,918)	-	(8,918)
(134,050)	-	(134,050)
(465,549)	-	(465,549)
(313,642)	-	(313,642)
(51,981)	-	(51,981)
(744,384)	-	(744,384)
(367,466)	-	(367,466)
(863,849)	-	(863,849)
(586,849)	-	(586,849)
(67,662)	-	(67,662)
(156,568)	-	(156,568)
(1,369)	-	(1,369)
(7,852,968)	-	(7,852,968)
-	(29,040)	(29,040)
-	(1,005)	(1,005)
-	(30,045)	(30,045)
(7,852,968)	(30,045)	(7,883,013)
4,425,019	-	4,425,019
162,565	-	162,565
3,296,932	-	3,296,932
137,080	28	137,108
30,972	-	30,972
12,873	-	12,873
8,065,441	28	8,065,469
(28,952)	28,952	-
8,036,489	28,980	8,065,469
183,521	(1,065)	182,456
3,895,614	(61,108)	3,834,506
\$ 4,079,135	\$ (62,173)	\$ 4,016,962

**MATHEWS LOCAL SCHOOL DISTRICT
TRUMBULL COUNTY, OHIO**

BALANCE SHEET
GOVERNMENTAL FUNDS
JUNE 30, 2007

	General	Other Governmental Funds	Total Governmental Funds
Assets:			
Equity in pooled cash and cash equivalents	\$ 2,269,721	\$ 268,550	\$ 2,538,271
Receivables:			
Taxes	4,773,178	167,842	4,941,020
Accounts	2,476	360	2,836
Intergovernmental	-	18,549	18,549
Accrued interest	1,082	-	1,082
Prepayments	32,414	-	32,414
Materials and supplies inventory	31,722	-	31,722
Total assets	\$ 7,110,593	\$ 455,301	\$ 7,565,894
Liabilities:			
Accounts payable	\$ 8,698	\$ 325	\$ 9,023
Accrued wages and benefits	694,468	5,454	699,922
Compensated absences payable	-	117,510	117,510
Pension obligation payable	176,717	5,140	181,857
Intergovernmental payable	53,136	1,483	54,619
Deferred revenue	423,335	31,159	454,494
Unearned revenue	4,357,187	151,943	4,509,130
Total liabilities	5,713,541	313,014	6,026,555
Fund Balances:			
Reserved for encumbrances	268,863	41,325	310,188
Reserved for materials and supplies inventory	31,722	-	31,722
Reserved for prepayments	32,414	-	32,414
Reserved for property tax unavailable for appropriation	28,799	1,013	29,812
Unreserved (deficit), undesignated, reported in:			
General fund	1,035,254	-	1,035,254
Special revenue funds	-	104,858	104,858
Capital projects funds	-	(4,909)	(4,909)
Total fund balances	1,397,052	142,287	1,539,339
Total liabilities and fund balances	\$ 7,110,593	\$ 455,301	\$ 7,565,894

SEE ACCOMPANYING NOTES TO THE BASIC FINANCIAL STATEMENTS

**MATHEWS LOCAL SCHOOL DISTRICT
TRUMBULL COUNTY, OHIO**

RECONCILIATION OF TOTAL GOVERNMENTAL FUND BALANCES
TO NET ASSETS OF GOVERNMENTAL ACTIVITIES
JUNE 30, 2007

Total governmental fund balances		\$ 1,539,339
<i>Amounts reported for governmental activities in the statement of net assets are different because:</i>		
Capital assets used in governmental activities are not financial resources and therefore are not reported in the funds.		3,340,842
Other long-term assets are not available to pay for current-period expenditures and therefore are deferred in the funds.		
Taxes	\$ 438,221	
Intergovernmental revenue	16,273	
Total		454,494
Long-term liabilities, including loans payable, are not due and payable in the current period and therefore are not reported in the funds.		
Compensated absences	1,190,013	
Asbestos loan payable	65,527	
Total		(1,255,540)
Net assets of governmental activities		\$ 4,079,135

SEE ACCOMPANYING NOTES TO THE BASIC FINANCIAL STATEMENTS

**MATHEWS LOCAL SCHOOL DISTRICT
TRUMBULL COUNTY, OHIO**

STATEMENT OF REVENUES, EXPENDITURES AND CHANGES IN FUND BALANCES
GOVERNMENTAL FUNDS
FOR THE FISCAL YEAR ENDED JUNE 30, 2007

	<u>General</u>	<u>Other Governmental Funds</u>	<u>Total Governmental Funds</u>
Revenues:			
From local sources:			
Taxes	\$ 5,004,645	\$ 183,062	\$ 5,187,707
Tuition.	310,868	-	310,868
Transportation fees.	3,069	-	3,069
Earnings on investments.	137,080	-	137,080
Extracurricular.	-	93,835	93,835
Classroom materials and fees.	9,064	-	9,064
Revenue in lieu of taxes	30,972	-	30,972
Other local revenues.	15,757	1,079	16,836
Intergovernmental - State.	3,468,367	66,339	3,534,706
Intergovernmental - Federal	-	247,952	247,952
Total revenue	<u>8,979,822</u>	<u>592,267</u>	<u>9,572,089</u>
Expenditures:			
Current:			
Instruction:			
Regular	3,873,884	218,020	4,091,904
Special.	424,208	131,163	555,371
Vocational.	64,445	-	64,445
Other.	134,229	32,540	166,769
Support services:			
Pupil.	440,154	69,388	509,542
Instructional staff	266,002	29,042	295,044
Board of education	51,981	-	51,981
Administration.	719,145	5,538	724,683
Fiscal	361,346	4,412	365,758
Operations and maintenance.	873,869	25,263	899,132
Pupil transportation	616,179	68,227	684,406
Central.	64,126	16,964	81,090
Operation of non-instructional services:			
Other non-instructional services.	-	1,950	1,950
Extracurricular activities.	25,820	173,134	198,954
Facilities acquisition and construction	80,762	-	80,762
Debt service:			
Principal retirement	-	74,961	74,961
Interest and fiscal charges	-	1,369	1,369
Total expenditures	<u>7,996,150</u>	<u>851,971</u>	<u>8,848,121</u>
Excess of revenues over (under) expenditures	<u>983,672</u>	<u>(259,704)</u>	<u>723,968</u>
Other financing sources (uses):			
Sale of capital assets.	461	-	461
Transfers in	-	343,781	343,781
Transfers (out).	<u>(370,783)</u>	<u>-</u>	<u>(370,783)</u>
Total other financing sources (uses)	<u>(370,322)</u>	<u>343,781</u>	<u>(26,541)</u>
Net change in fund balances	613,350	84,077	697,427
Fund balances at beginning of year.	<u>783,702</u>	<u>58,210</u>	<u>841,912</u>
Fund balances at end of year.	<u>\$ 1,397,052</u>	<u>\$ 142,287</u>	<u>\$ 1,539,339</u>

SEE ACCOMPANYING NOTES TO THE BASIC FINANCIAL STATEMENTS

**MATHEWS LOCAL SCHOOL DISTRICT
TRUMBULL COUNTY, OHIO**

RECONCILIATION OF THE STATEMENT OF REVENUES, EXPENDITURES
AND CHANGES IN FUND BALANCES OF GOVERNMENTAL FUNDS
TO THE STATEMENT OF ACTIVITIES
FOR THE FISCAL YEAR ENDED JUNE 30, 2007

Net change in fund balances - total governmental funds \$ 697,427

*Amounts reported for governmental activities in the
statement of activities are different because:*

Governmental funds report capital outlays as expenditures. However, on the statement of activities, the cost of those assets is allocated over their estimated useful lives as depreciation expense. This is the amount by which capital outlay exceeds depreciation expense in the current period.

Capital asset additions	\$ 287,609	
Current year depreciation	(193,738)	
Total	93,871	93,871

The net effect of various miscellaneous transactions involving capital assets (i.e., sales, disposals, trade-ins, and donations) is to decrease net assets.

Capital asset disposals	(183,829)	
Accumulated depreciation on disposals	181,824	
Total	(2,005)	(2,005)

Revenues on the statement of activities that do not provide current financial resources are not reported as revenues in the funds.

Taxes	(600,123)	
Intergovernmental revenue	16,273	
Total	(583,850)	(583,850)

Repayment of loan and capital lease principal is an expenditure in the governmental funds, but the repayment reduces long-term liabilities in the statement of net assets.

74,961

Some expenses reported on the statement of activities, such as compensated absences, do not require the use of current financial resources and therefore are not reported as expenditures in the governmental funds.

(96,883)

Change in net assets of governmental activities

\$ 183,521

SEE ACCOMPANYING NOTES TO THE BASIC FINANCIAL STATEMENTS

**MATHEWS LOCAL SCHOOL DISTRICT
TRUMBULL COUNTY, OHIO**

STATEMENT OF REVENUES, EXPENDITURES AND CHANGES IN FUND BALANCE
BUDGET AND ACTUAL (NON-GAAP BUDGETARY BASIS)
GENERAL FUND
FOR THE FISCAL YEAR ENDED JUNE 30, 2007

	<u>Budgeted Amounts</u>		<u>Actual</u>	Variance with Final Budget Positive (Negative)
	<u>Original</u>	<u>Final</u>		<u>(Negative)</u>
Revenues:				
From local sources:				
Taxes	\$ 4,565,819	\$ 4,981,551	\$ 4,998,835	\$ 17,284
Tuition.	283,940	309,793	310,868	1,075
Transportation fees.	2,803	3,058	3,069	11
Earnings on investments.	127,577	139,193	139,676	483
Classroom materials and fees	8,348	9,108	9,140	32
Revenue in lieu of taxes.	30,972	30,972	30,972	-
Other local revenues	6,250	9,639	9,780	141
Intergovernmental - State	3,167,924	3,456,376	3,468,367	11,991
Total revenue	<u>8,193,633</u>	<u>8,939,690</u>	<u>8,970,707</u>	<u>31,017</u>
Expenditures:				
Current:				
Instruction:				
Regular	4,119,137	4,100,524	4,090,990	9,534
Special.	511,630	505,492	505,215	277
Vocational.	58,891	64,193	64,190	3
Other.	136,604	147,968	147,242	726
Support services:				
Pupil.	527,934	437,847	437,148	699
Instructional staff	272,531	274,645	274,246	399
Board of education	79,320	61,681	61,678	3
Administration.	709,073	710,295	708,666	1,629
Fiscal	338,670	367,747	366,582	1,165
Operations and maintenance.	917,676	904,348	901,675	2,673
Pupil transportation	617,433	639,436	636,530	2,906
Central.	70,534	76,893	73,987	2,906
Extracurricular activities.	25,820	25,820	25,820	-
Facilities acquisition and construction.	30,871	309,110	308,409	701
Total expenditures	<u>8,416,124</u>	<u>8,625,999</u>	<u>8,602,378</u>	<u>23,621</u>
Excess of revenues over (under) expenditures.	<u>(222,491)</u>	<u>313,691</u>	<u>368,329</u>	<u>54,638</u>
Other financing sources (uses):				
Refund of prior year expenditure.	120,936	131,947	132,405	458
Transfers (out)	(360,667)	(370,792)	(370,783)	9
Sale of capital assets.	421	459	461	2
Total other financing sources (uses)	<u>(239,310)</u>	<u>(238,386)</u>	<u>(237,917)</u>	<u>469</u>
Net change in fund balance	(461,801)	75,305	130,412	55,107
Fund balance at beginning of year.	1,684,421	1,684,421	1,684,421	-
Prior year encumbrances appropriated	169,816	169,816	169,816	-
Fund balance at end of year	<u>\$ 1,392,436</u>	<u>\$ 1,929,542</u>	<u>\$ 1,984,649</u>	<u>\$ 55,107</u>

SEE ACCOMPANYING NOTES TO THE BASIC FINANCIAL STATEMENTS

**MATHEWS LOCAL SCHOOL DISTRICT
TRUMBULL COUNTY, OHIO**

STATEMENT OF NET ASSETS
PROPRIETARY FUNDS
JUNE 30, 2007

	Business-Type Activities
	Nonmajor Enterprise Funds
Assets:	
Current assets:	
Equity in pooled cash and cash equivalents	\$ 416
Receivables:	
Intergovernmental	8,570
Materials and supplies inventory	8,148
	17,134
Total current assets	17,134
Noncurrent assets:	
Capital assets, net	12,838
	29,972
Total assets	29,972
Liabilities:	
Current liabilities:	
Accrued wages and benefits	18,023
Compensated absences payable.	1,580
Pension obligation payable.	12,844
Intergovernmental payable	1,296
	33,743
Total current liabilities	33,743
Long-term liabilities:	
Compensated absences payable	58,402
	92,145
Total liabilities.	92,145
Net assets:	
Invested in capital assets	12,838
Unrestricted (deficit)	(75,011)
	(62,173)
Total net assets (deficit)	\$ (62,173)

SEE ACCOMPANYING NOTES TO THE BASIC FINANCIAL STATEMENTS

**MATHEWS LOCAL SCHOOL DISTRICT
TRUMBULL COUNTY, OHIO**

STATEMENT OF REVENUES, EXPENSES AND CHANGES IN NET ASSETS
PROPRIETARY FUNDS
FOR THE FISCAL YEAR ENDED JUNE 30, 2007

	Business-Type Activities
	Nonmajor Enterprise Funds
Operating revenues:	
Tuition and fees.	\$ 18,423
Sales/charges for services.	201,279
	219,702
Operating expenses:	
Personal services.	178,199
Purchased services.	13,821
Materials and supplies	32,234
Cost of sales	108,595
Depreciation	696
Other.	713
	334,258
Total operating expenses.	334,258
Operating loss	(114,556)
Nonoperating revenues:	
Federal donated commodities	16,432
Interest revenue	28
Grants and subsidies.	68,079
	84,539
Total nonoperating revenues	84,539
Loss before transfers and capital contributions.	(30,017)
Transfers in	27,002
Capital contributions.	1,950
	1,950
Change in net assets	(1,065)
Net assets (deficit) at beginning of year	(61,108)
Net assets (deficit) at end of year.	\$ (62,173)

SEE ACCOMPANYING NOTES TO THE BASIC FINANCIAL STATEMENTS

**MATHEWS LOCAL SCHOOL DISTRICT
TRUMBULL COUNTY, OHIO**

STATEMENT OF CASH FLOWS
PROPRIETARY FUNDS
FOR THE FISCAL YEAR ENDED JUNE 30, 2007

	Business-Type Activities
	Nonmajor Enterprise Funds
Cash flows from operating activities:	
Cash received from tuition and fees	\$ 18,505
Cash received from sales/charges for services.	201,279
Cash payments for personal services.	(172,473)
Cash payments for purchased services	(13,821)
Cash payments for materials and supplies	(128,453)
Cash payments for other expenses	(713)
Net cash used in operating activities	(95,676)
Cash flows from noncapital financing activities:	
Cash received from grants and subsidies	69,062
Cash received from transfers in	27,002
Net cash provided by noncapital financing activities.	96,064
Cash flows from investing activities:	
Interest received	28
Net cash provided by investing activities	28
Net change in cash and cash equivalents	416
Cash and cash equivalents at beginning of year . . .	-
Cash and cash equivalents at end of year.	\$ 416
Reconciliation of operating loss to net cash used in operating activities:	
Operating loss	\$ (114,556)
Adjustments:	
Depreciation.	696
Federal donated commodities	16,432
Changes in assets and liabilities:	
Increase in materials and supplies inventory	(4,056)
Decrease in accounts receivable	82
Decrease in accrued wages and benefits.	(1,177)
Increase in intergovernmental payable	235
Increase in compensated absences payable.	7,052
Decrease in pension obligation payable	(384)
Net cash used in operating activities	\$ (95,676)

SEE ACCOMPANYING NOTES TO THE BASIC FINANCIAL STATEMENTS

**MATHEWS LOCAL SCHOOL DISTRICT
TRUMBULL COUNTY, OHIO**

STATEMENT OF FIDUCIARY NET ASSETS
FIDUCIARY FUND
JUNE 30, 2007

	Agency
Assets:	
Equity in pooled cash and cash equivalents	\$ 44,119
Receivables:	
Accounts	300
Total assets.	\$ 44,419
Liabilities:	
Due to students	\$ 44,419
Total liabilities	\$ 44,419

SEE ACCOMPANYING NOTES TO THE BASIC FINANCIAL STATEMENTS

**MATHEWS LOCAL SCHOOL DISTRICT
TRUMBULL COUNTY, OHIO**

**NOTES TO THE BASIC FINANCIAL STATEMENTS
FOR THE FISCAL YEAR ENDED JUNE 30, 2007**

NOTE 1 - DESCRIPTION OF THE SCHOOL DISTRICT

Mathews Local School District (the "District") is organized under Article VI, Section 2 and 3 of the Constitution of the State of Ohio. The District operates under a locally-elected Board form of government consisting of five members elected at-large for staggered four year terms. The District provides educational services as authorized by state statute and federal guidelines. This Board of Education controls the District's four instructional/support facilities staffed by 47 classified employees, and 72 certified full-time employees who provide services to 923 students and other community members.

NOTE 2 - SUMMARY OF SIGNIFICANT ACCOUNTING POLICIES

The basic financial statements of the District have been prepared in conformity with accounting principles generally accepted in the United States of America (GAAP) as applied to governmental units. The Governmental Accounting Standards Board (GASB) is the accepted standard-setting body for establishing governmental accounting and financial reporting principles. The District also applies Financial Accounting Standards Board (FASB) Statements and Interpretations issued on or before November 30, 1989, to its governmental and business-type activities and to its proprietary funds provided they do not conflict with or contradict GASB pronouncements. The District has the option to also apply FASB Statements and Interpretations issued after November 30, 1989 to its business-type activities and enterprise funds, subject to this same limitation. The District has elected not to apply these FASB Statements and Interpretations. The District's significant accounting policies are described below.

A. Reporting Entity

The reporting entity has been defined in accordance with GASB Statement No. 14, "The Financial Reporting Entity" as amended by GASB Statement No. 39, "Determining Whether Certain Organizations Are Component Units". The reporting entity is composed of the primary government, component units and other organizations that are included to ensure that the basic financial statements of the District are not misleading. The primary government consists of all funds, departments, boards and agencies that are not legally separate from the District. For the District, this includes general operations, foods service, and student related activities of the District.

Component units are legally separate organizations for which the District is financially accountable. The District is financially accountable for an organization if the District appoints a voting majority of the organization's governing board and (1) the District is able to significantly influence the programs or services performed or provided by the organization; or (2) the District is legally entitled to or can otherwise access the organization's resources; or (3) the District is legally obligated or has otherwise assumed the responsibility to finance the deficits of, or provide financial support to, the organization; or (4) the District is obligated for the debt of the organization. Component units may also include organizations that are fiscally dependent on the District in that the District approves the budget, the issuance of debt or the levying of taxes. Based upon the application of these criteria, the District has no component units. The basic financial statements of the reporting entity include only those of the District (the primary government). The following organizations are described due to their relationship to the District:

**MATHEWS LOCAL SCHOOL DISTRICT
TRUMBULL COUNTY, OHIO**

NOTES TO THE BASIC FINANCIAL STATEMENTS
FOR THE FISCAL YEAR ENDED JUNE 30, 2007

NOTE 2 - SUMMARY OF SIGNIFICANT ACCOUNTING POLICIES - (Continued)

JOINTLY GOVERNED ORGANIZATIONS

Trumbull Career and Technical Center

The Trumbull Career and Technical Center is a distinct political subdivision of the State of Ohio operated under the direction of a Board consisting of one representative from each of the 15 participating school district's elected boards, which possesses its own budgeting and taxing authority. Financial information may be obtained by contacting the Treasurer of the Trumbull Career and Technical Center, 528 Educational Highway, Warren, Ohio 44483.

Northeast Ohio Management Information Network (NEOMIN)

NEOMIN is a jointly governed organization among thirty school districts in Trumbull and Ashtabula Counties. The jointly governed organization was formed for the purpose of applying modern technology with the aid of computers and other electronic equipment to the administrative and instructional functions among member districts. Each of the districts supports NEOMIN based upon a per pupil charge.

Superintendents of the participating school districts are eligible to be voting members of the Governing Board which consists of ten members: the Trumbull and Ashtabula County superintendents (permanent members), three superintendents from Ashtabula County school districts, three superintendents from Trumbull County school districts, and a treasurer from each county who must be employed by a participating school district, the fiscal agent or NEOMIN. The degree of control exercised by any participating school district is limited to its representation on the Governing Board. To obtain a copy of NEOMIN's financial statements, write to the Trumbull County Educational Service Center, 6000 Youngstown Warren Road, Niles, Ohio 44446.

Northeast Ohio Instructional Media Center (NEOIMC)

NEOIMC is a jointly governed organization among 45 school districts. The organization was formed for the purpose of providing quality films and/or other media to support the curricula of the Districts. Each member pays a monthly premium based on use of the media materials. NEOIMC is governed by an advisory committee made up of a member from a parochial school, a Joint Vocational School, one county superintendent from each participating county, one city superintendent, and two local superintendents rotating every two years. The degree of control exercised by any participating school district is limited to its representation on the Governing Board. Financial information can be obtained by contacting the treasurer at the Trumbull County Educational Service Center, 6000 Youngstown Warren Road, Niles, Ohio 44446.

Northeast Ohio Special Education Regional Resource Center (NEO/SERRC)

NEO/SERRC is a special education service center which selects its own board, adopts its own budget and receives direct federal and state grants for its operation. The jointly governed organization was formed for the purpose of initiating, expanding and improving special education programs and services for children with disabilities and their parents. NEO/SERRC is governed by a governing board of 39 members made up of representatives from 35 superintendents of the participating districts, one non-public school, one county board of mental retardation and two parents whose terms rotate every year. The degree of control exercised by any participating school district is limited to its representation on the Governing Board. Information can be obtained by contacting the treasurer at the Mahoning County Educational Service Center, 100 DeBartolo Place, Suite 105 Youngstown, Ohio 44512-7019.

**MATHEWS LOCAL SCHOOL DISTRICT
TRUMBULL COUNTY, OHIO**

**NOTES TO THE BASIC FINANCIAL STATEMENTS
FOR THE FISCAL YEAR ENDED JUNE 30, 2007**

NOTE 2 - SUMMARY OF SIGNIFICANT ACCOUNTING POLICIES - (Continued)

Region 12 Professional Development Center (the "Center")

The Center is a jointly governed organization among the school districts located in Trumbull, Mahoning and Columbiana counties. The jointly governed organization was formed for the purpose of establishing an articulated, regional structure for professional development, in which school districts, the business community, higher education and other groups cooperatively plan and implement effective professional development activities that are tied directly to school improvement, and in particular, to improving instructional programs.

INSURANCE PURCHASING POOLS

Ohio School Boards Association Workers' Compensation Group Rating Plan

The District participates in a group rating plan for workers' compensation as established under Section 4123.29 of the Ohio Revised Code. The Ohio School Boards Association Workers' Compensation Group Rating Plan (the Plan) was established through the Ohio School Boards Association (OSBA) as a group purchasing pool.

The Plan's business and affairs are conducted by a three member Board of Directors consisting of the President, the President-Elect, and the Immediate Past President of the OSBA. The Executive Director of the OSBA, or his designee, serves as coordinator of the Plan. Each year, the participating school districts pay an enrollment fee to the Plan to cover the costs of administering the program.

Trumbull County Schools Employee Insurance Benefits Consortium

The District participates in the Trumbull County Schools Employee Insurance Benefits Consortium. This is a shared risk pool comprised of sixteen Trumbull County School Districts. The Consortium is governed by an assembly which consists of one representative from each participating school district (usually the superintendent or designee). The assembly elects officers for one year terms to serve as the Board of Directors. The assembly exercises control over the operation of the Consortium. Consortium revenues are generated from charges for services.

B. Fund Accounting

The District uses funds to report its financial position and the results of its operations. A fund is a separate accounting entity with a self-balancing set of accounts. Fund accounting is designed to demonstrate legal compliance and to aid financial management by segregating transactions related to certain school district activities or functions. Funds are classified into three categories: governmental, proprietary and fiduciary. Each category is divided into separate fund types.

GOVERNMENTAL FUNDS

Governmental funds focus on the sources, uses and balances of current financial resources. Expendable assets are assigned to the various governmental funds according to the purposes for which they may or must be used. Current liabilities are assigned to the fund from which they will be paid. The difference between governmental fund assets and liabilities is reported as fund balance. The following is the District's major governmental fund:

**MATHEWS LOCAL SCHOOL DISTRICT
TRUMBULL COUNTY, OHIO**

NOTES TO THE BASIC FINANCIAL STATEMENTS
FOR THE FISCAL YEAR ENDED JUNE 30, 2007

NOTE 2 - SUMMARY OF SIGNIFICANT ACCOUNTING POLICIES - (Continued)

General Fund - The general fund is used to account for all financial resources except those required to be accounted for in another fund. The general fund balance is available for any purpose provided it is expended or transferred according to the general laws of Ohio.

Other governmental funds of the District are used to account for (a) financial resources to be used for the acquisition, construction, or improvement of capital facilities other than those financed by proprietary and trust funds; (b) for the accumulation of resources for, and the repayment of, general long-term debt principal, interest and related costs; and (c) for grants and other resources whose use is restricted to a particular purpose.

PROPRIETARY FUNDS

Proprietary funds are used to account for the District's ongoing activities which are similar to those often found in the private sector where the determination of net income is necessary or useful to sound financial administration. Proprietary funds are classified as either enterprise or internal service. The District has no internal service funds. The following are the District's proprietary funds:

Enterprise Funds - The enterprise funds are used to account for operations (a) that are financed and operated in a manner similar to private business enterprises—where the intent of the governing body is that the costs (expenses, including depreciation) of providing goods or services to the general public on a continuing basis be financed or recovered primarily through user charges; or (b) where the governing body has decided that periodic determination of revenues earned, expenses incurred, and/or net income is appropriate for capital maintenance, public policy, management control, accountability, or other purposes. The District's nonmajor enterprise funds are:

Food Service Fund - This fund accounts for the financial transactions related to the food service operations of the District.

Uniform School Supplies Fund - This fund accounts for the purchase and sale of school supplies for use in the District. Profits derived from such sales are used for school purposes or activities connected with the school.

FIDUCIARY FUNDS

Fiduciary fund reporting focuses on net assets and changes in net assets. The fiduciary fund category is split into three classifications: investment trust funds, private-purpose trust funds and agency funds. Trust funds are used to account for assets held by the District under a trust agreement for individuals, private organizations, or other governments and are therefore not available to support the District's own programs. The District has no private-purpose trust funds. Agency funds are custodial in nature (assets equal liabilities) and do not involve measurement of results of operations. The District's agency fund accounts for student activities.

**MATHEWS LOCAL SCHOOL DISTRICT
TRUMBULL COUNTY, OHIO**

NOTES TO THE BASIC FINANCIAL STATEMENTS
FOR THE FISCAL YEAR ENDED JUNE 30, 2007

NOTE 2 - SUMMARY OF SIGNIFICANT ACCOUNTING POLICIES - (Continued)

C. Basis of Presentation and Measurement Focus

Government-wide Financial Statements - The statement of net assets and the statement of activities display information about the District as a whole. These statements include the financial activities of the primary government, except for fiduciary funds. The statements distinguish between those activities of the District that are governmental and those that are considered business-type activities.

The government-wide statements are prepared using the economic resources measurement focus. This is the same approach used in the preparation of the proprietary fund financial statements but differs from the manner in which governmental fund financial statements are prepared. Governmental fund financial statements therefore include a reconciliation with brief explanations to better identify the relationship between the government-wide statements and the statements for governmental funds.

The government-wide statement of activities presents a comparison between direct expenses and program revenues for each segment of the business-type activities of the District and for each function or program of the District's governmental activities. Direct expenses are those that are specifically associated with a service, program or department and are therefore clearly identifiable to a particular function. Program revenues include charges paid by the recipient of the goods or services offered by the program and grants and contributions that are restricted to meeting the operational or capital requirements of a particular program. Revenues which are not classified as program revenues are presented as general revenues of the District. The comparison of direct expenses with program revenues identifies the extent to which each business segment or governmental function is self-financing or draws from the general revenues of the District.

Fund Financial Statements - Fund financial statements report detailed information about the District. The focus of governmental and enterprise fund financial statements is on major funds rather than reporting funds by type. Each major fund is presented in a separate column. Nonmajor funds are aggregated and presented in a single column. Fiduciary funds are reported by fund type.

The accounting and financial reporting treatment applied to a fund is determined by its measurement focus. All governmental funds are accounted for using a flow of current financial resources measurement focus. The financial statements for governmental funds are a balance sheet, which generally includes only current assets and current liabilities, and a statement of revenues, expenditures and changes in fund balances, which reports on the sources (i.e., revenues and other financing sources) and uses (i.e., expenditures and other financing uses) of current financial resources.

All proprietary funds are accounted for on a flow of economic resources measurement focus. With this measurement focus, all assets and all liabilities associated with the operation of these funds are included on the statement of net assets. The statement of changes in fund net assets presents increases (i.e., revenues) and decreases (i.e., expenses) in net total assets. The statement of cash flows provides information about how the District finances and meets the cash flow needs of its proprietary activities.

Proprietary funds distinguish operating revenues and expenses from nonoperating items. Operating revenues and expenses generally result from providing services and producing and delivering goods in connection with a proprietary fund's principal ongoing operation. The principal operating revenues of the District's enterprise funds are sales for food services and charges for services for uniform school supplies. Operating expenses for the enterprise funds are personnel costs and purchased services. All revenues and expenses not meeting this definition are reported as nonoperating revenues and expenses.

**MATHEWS LOCAL SCHOOL DISTRICT
TRUMBULL COUNTY, OHIO**

NOTES TO THE BASIC FINANCIAL STATEMENTS
FOR THE FISCAL YEAR ENDED JUNE 30, 2007

NOTE 2 - SUMMARY OF SIGNIFICANT ACCOUNTING POLICIES - (Continued)

Agency funds do not report a measurement focus as they do not report operations.

D. Basis of Accounting

Basis of accounting determines when transactions are recorded in the financial records and reported on the financial statements. Government-wide financial statements are prepared using the accrual basis of accounting. Governmental funds use the modified accrual basis of accounting on the fund financial statements. Proprietary and fiduciary funds also use the accrual basis of accounting.

Revenues - Exchange and Non-exchange Transactions - Revenue resulting from exchange transactions, in which each party gives and receives essentially equal value, is recorded on the accrual basis when the exchange takes place. On a modified accrual basis, revenue is recorded in the fiscal year in which the resources are measurable and become available. Available means that the resources will be collected within the current fiscal year or are expected to be collected soon enough thereafter to be used to pay liabilities of the current fiscal year. For the District, available means expected to be received within sixty days of fiscal year-end.

Nonexchange transactions, in which the District receives value without directly giving equal value in return, include property taxes, grants, entitlements and donations. On an accrual basis, revenue from property taxes is recognized in the fiscal year for which the taxes are levied (see Note 6). Revenue from grants, entitlements and donations is recognized in the fiscal year in which all eligibility requirements have been satisfied.

Eligibility requirements include timing requirements, which specify the year when the resources are required to be used or the fiscal year when use is first permitted, matching requirements, in which the District must provide local resources to be used for a specified purpose, and expenditure requirements, in which the resources are provided to the District on a reimbursement basis. On a modified accrual basis, revenue from nonexchange transactions must also be available before it can be recognized.

Under the modified accrual basis, the following revenue sources are considered to be both measurable and available at fiscal year-end: property taxes available as an advance, interest, tuition, grants, student fees and rentals.

Unearned Revenue and Deferred Revenue - Unearned revenue and deferred revenue arise when assets are recognized before revenue recognition criteria have been satisfied.

Property taxes for which there is an enforceable legal claim as of June 30, 2007, but which were levied to finance fiscal year 2008 operations, and other revenues received in advance of the fiscal year for which they are intended to finance, have been recorded as unearned revenue. Grants and entitlements received before the eligibility requirements are met and delinquent property taxes due at June 30, 2007 are recorded as deferred revenue.

On governmental fund financial statements, receivables that will not be collected within the available period have been reported as deferred revenue.

Expenses/Expenditures - On the accrual basis of accounting, expenses are recognized at the time they are incurred. The fair value of donated commodities received during the year is reported in the operating statement as an expense with a like amount reported as intergovernmental revenue.

**MATHEWS LOCAL SCHOOL DISTRICT
TRUMBULL COUNTY, OHIO**

NOTES TO THE BASIC FINANCIAL STATEMENTS
FOR THE FISCAL YEAR ENDED JUNE 30, 2007

NOTE 2 - SUMMARY OF SIGNIFICANT ACCOUNTING POLICIES - (Continued)

The measurement focus of governmental fund accounting is on decreases in net financial resources (expenditures) rather than expenses. Expenditures are generally recognized in the accounting period in which the related fund liability is incurred, if measurable. Allocations of cost, such as depreciation and amortization, are not recognized in governmental funds.

E. Budgets

The District is required by state statute to adopt an annual appropriated cash basis budget for all funds. The specific timetable for fiscal year 2007 is as follows:

1. Prior to January 15, the Superintendent and Treasurer submit to the Board of Education a proposed operating budget for the fiscal year commencing the following July 1. The budget includes proposed expenditures and the means of financing for all funds. Public hearings are publicized and conducted to obtain taxpayers' comments. The expressed purpose of this budget document is to reflect the need for existing (or increased) tax rates.
2. By no later than January 20, the board-adopted budget is filed with the Trumbull County Budget Commission for tax rate determination.
3. Prior to April 1, the Board of Education accepts, by formal resolution, the tax rates as determined by the Budget Commission and receives the Commission's Certificate of Estimated Resources which states the projected revenue of each fund. Prior to June 30, the District must revise its budget so that total contemplated expenditures from any fund during the ensuing year will not exceed the amount stated in the Certificate of Estimated Resources. The revised budget then serves as a basis for the appropriation measure. On or about July 1, the Certificate is amended to include any unencumbered balances from the preceding year as reported by the District Treasurer. The Certificate may be further amended during the year if projected increases or decreases in revenue are identified by the District Treasurer. The budget figures, as shown in the accompanying budgetary statement, reflect the amounts set forth in the original and final Amended Certificate issued for fiscal year 2007.
4. By July 1, the annual appropriation resolution is legally enacted by the Board of Education at the fund level of expenditures, which is the legal level of budgetary control. State statute permits a temporary appropriation to be effective until no later than October 1 of each year. Although the legal level of budgetary control was established at the fund level of expenditures, the District has elected to present budgetary statement comparisons at the fund and function level of expenditures. Resolution appropriations by fund must be within the estimated resources as certified by the County Budget Commission and the total of expenditures and encumbrances may not exceed the appropriation totals.
5. Any revisions that alter the total of any fund appropriation must be approved by the Board of Education.
6. Formal budgetary integration is employed as a management control device during the year for all funds consistent with the general obligation bond indenture and other statutory provisions. All funds completed the year within the amount of their legally authorized cash basis appropriation.

**MATHEWS LOCAL SCHOOL DISTRICT
TRUMBULL COUNTY, OHIO**

**NOTES TO THE BASIC FINANCIAL STATEMENTS
FOR THE FISCAL YEAR ENDED JUNE 30, 2007**

NOTE 2 - SUMMARY OF SIGNIFICANT ACCOUNTING POLICIES - (Continued)

7. Appropriations amounts are as originally adopted, or as amended by the Board of Education through the year by supplemental appropriations, which either reallocated or increased the original appropriated amounts. All supplemental appropriations were legally enacted by the Board prior to June 30, 2007, however, none of these amendments were significant. The budget figures, as shown in the accompanying budgetary statement, reflect the original and final appropriation amounts including all amendments and modifications.
8. Unencumbered appropriations lapse at year-end. Encumbered appropriations are carried forward to the succeeding fiscal year and need not be reappropriated. Expenditures plus encumbrances may not legally exceed budgeted appropriations at the fund level.

F. Cash and Investments

To improve cash management, cash received by the District is pooled. Monies for all funds, including proprietary funds, are maintained in this pool. Individual fund integrity is maintained through the District's records. Each fund's interest in the pool is presented as "Equity in Pooled Cash and Cash Equivalents" on the financial statements.

During fiscal year 2007, investments were limited to nonnegotiable certificates of deposit and investments in the State Treasury Asset Reserve of Ohio (STAR Ohio).

Except for nonparticipating investment contracts, investments are reported at fair value which is based on quoted market prices. Nonparticipating investment contracts such as nonnegotiable certificates of deposit are reported at cost.

The District has invested funds in STAR Ohio during fiscal 2007. STAR Ohio is an investment pool managed by the State Treasurer's Office, which allows governments within the state to pool their funds for investment purposes. STAR Ohio is not registered with the SEC as an investment company, but does operate in a manner consistent with Rule 2a7 of the Investment Company Act of 1940. Investments in STAR Ohio are valued at STAR Ohio's share price which is the price the investment could be sold for on June 30, 2007.

Under existing Ohio statute, interest earnings are allotted to the general fund unless the Board of Education has, by resolution, specified funds to receive an allocation of interest earnings. Interest revenue credited to the general fund during fiscal 2007 amounted to \$137,080 which includes \$13,433 assigned from other District funds.

For purposes of the statement of cash flows and for presentation on the statement of net assets, investments of the cash management pool and investments with original maturities of three months or less at the time they are purchased by the District are considered to be cash equivalents. Investments with an initial maturity of more than three months are reported as investments.

An analysis of the District's investment account at year-end is provided in Note 4.

**MATHEWS LOCAL SCHOOL DISTRICT
TRUMBULL COUNTY, OHIO**

NOTES TO THE BASIC FINANCIAL STATEMENTS
FOR THE FISCAL YEAR ENDED JUNE 30, 2007

NOTE 2 - SUMMARY OF SIGNIFICANT ACCOUNTING POLICIES - (Continued)

G. Inventory

On government-wide and fund financial statements, inventories are presented at the lower of cost or market on a first-in, first-out basis and are expensed when received. Inventories are accounted for using the consumption method.

On the fund financial statements, reported material and supplies inventory is equally offset by a fund balance reserve in the governmental funds which indicates that it does not constitute available spendable resources even though it is a component of net current assets.

Inventory consists of expendable supplies held for consumption, donated food and purchased food.

H. Capital Assets

General capital assets are those assets not specifically related to activities reported in the proprietary funds. These assets generally result from expenditures in the governmental funds. These assets are reported in the governmental activities column of the government-wide statement of net assets but are not reported in the fund financial statements. Capital assets utilized by the proprietary funds are reported both in the business-type activities column of the government-wide statement of net assets and in the respective funds.

All capital assets are capitalized at cost (or estimated historical cost) and updated for additions and retirements during the year. The District maintains a capitalization threshold of \$300. Donated capital assets are recorded at their fair market values as of the date received. The District does not possess any infrastructure. Improvements are capitalized; the costs of normal maintenance and repairs that do not add to the value of the asset or materially extend an asset's life are not. Interest incurred during the construction of capital assets is also capitalized.

All reported capital assets except land are depreciated. Improvements are depreciated over the remaining useful lives of the related capital assets. Depreciation is computed using the straight-line method over the following useful lives:

<u>Description</u>	<u>Governmental Activities Estimated Lives</u>	<u>Business-Type Activities Estimated Lives</u>
Land improvements	20 years	N/A
Buildings and improvements	99 years	N/A
Furniture/equipment	5 - 20 years	20 years
Vehicles	10 years	N/A

I. Interfund Balances

On fund financial statements, receivables and payables resulting from short-term interfund loans are classified as "interfund receivables/payables." These amounts are eliminated in the governmental and business-type activities columns of the statement of net assets, except for the net residual amounts due between governmental and business-type activities, which are presented as internal balances. The District had no interfund receivables/payables or internal balances at June 30, 2007.

**MATHEWS LOCAL SCHOOL DISTRICT
TRUMBULL COUNTY, OHIO**

NOTES TO THE BASIC FINANCIAL STATEMENTS
FOR THE FISCAL YEAR ENDED JUNE 30, 2007

NOTE 2 - SUMMARY OF SIGNIFICANT ACCOUNTING POLICIES - (Continued)

J. Compensated Absences

Compensated absences of the District consist of vacation leave and severance liability to the extent that payments to the employee for these absences are attributable to services already rendered and are not contingent on a specific event that is outside the control of the District and the employee.

In accordance with the provisions of GASB Statement No. 16, "Accounting for Compensated Absences", a liability for vacation leave is accrued if a) the employees' rights to payment are attributable to services already rendered; and b) it is probable that the employer will compensate the employees for the benefits through paid time off or other means, such as cash payment at termination or retirement. A liability for severance is accrued using the vesting method; i.e., the liability is based on the sick leave accumulated at the balance sheet date by those employees who are currently eligible to receive termination (severance) payments, as well as those employees expected to become eligible in the future. For purposes of establishing a liability for severance on employees expected to become eligible to retire in the future, all employees with at least 10 years of service at any age were considered expected to become eligible to retire in accordance with GASB Statement No. 16.

The total liability for vacation and severance payments has been calculated using pay rates in effect at June 30, 2007, and reduced to the maximum payment allowed by labor contract and/or statute, plus any additional salary related payments.

The entire compensated absence liability is reported on the government-wide financial statements.

In the governmental fund financial statements, compensated absences are reported to the extent that a known liability for an employee's retirement/resignation has been incurred by fiscal year-end. These amounts are recorded in the account "compensated absences payable" in the fund from which the employees are paid. In proprietary funds, the entire amount of compensated absences is reported as a fund liability.

K. Accrued Liabilities and Long-Term Obligations

All payables, accrued liabilities and long-term obligations are reported in the government-wide financial statements, and all payables, accrued liabilities and long-term obligations payable from proprietary funds are reported on the proprietary fund financial statements.

In general, governmental fund payables and accrued liabilities that, once incurred, are paid in a timely manner and in full from current financial resources, are reported as obligations of the funds. However, claims and judgments and compensated absences that will be paid from governmental funds are reported as a liability in the fund financial statements only to the extent that they are due for payment during the current year. Bonds and long-term loans are recognized as a liability in the fund financial statements when due.

**MATHEWS LOCAL SCHOOL DISTRICT
TRUMBULL COUNTY, OHIO**

NOTES TO THE BASIC FINANCIAL STATEMENTS
FOR THE FISCAL YEAR ENDED JUNE 30, 2007

NOTE 2 - SUMMARY OF SIGNIFICANT ACCOUNTING POLICIES - (Continued)

L. Fund Balance Reserves

The District reserves those portions of fund equity which are legally segregated for a specific future use or which do not represent available expendable resources and therefore are not available for appropriation or expenditure. Unreserved fund balance indicates that portion of fund equity which is available for appropriation in future periods. Fund equity reserves have been established for encumbrances, materials and supplies inventory, prepayments and property taxes unavailable for appropriation. The reserve for property taxes unavailable for appropriation represents taxes recognized as revenue under GAAP but not available for appropriation under State statute.

M. Net Assets

Net assets represent the difference between assets and liabilities. Net assets invested in capital assets, net of related debt consists of capital assets, net of accumulated depreciation, reduced by the outstanding balances of any borrowings used for the acquisition, construction or improvement of those assets. Net assets are reported as restricted when there are limitations imposed on their use either through the enabling legislation or through external restrictions imposed by creditors, grantors or laws or regulations of other governments.

The District applies restricted resources first when an expense is incurred for purposes for which both restricted and unrestricted net assets are available.

N. Prepayments

Certain payments to vendors reflect the costs applicable to future accounting periods and are recorded as prepaid items in both government-wide and fund financial statements. These items are reported as assets on the balance sheet using the consumption method. A current asset for the prepaid amounts is recorded at the time of the purchase and the expenditure/expense is reported in the year in which services are consumed. At fiscal year-end, because prepayments are not available to finance future governmental fund expenditures, the fund balance is reserved by an amount equal to the carrying value of the asset on the fund financial statements.

O. Estimates

The preparation of the basic financial statements in conformity with GAAP requires management to make estimates and assumptions that affect the amounts reported in the basic financial statements and accompanying notes. Actual results may differ from those estimates.

P. Restricted Assets

Assets are reported as restricted assets when limitations on their use change the normal understanding of the availability of the asset. Such constraints are either imposed by creditors, contributors, grantors, or laws of other governments or imposed by enabling legislation. The District has no restricted assets at June 30, 2007.

**MATHEWS LOCAL SCHOOL DISTRICT
TRUMBULL COUNTY, OHIO**

NOTES TO THE BASIC FINANCIAL STATEMENTS
FOR THE FISCAL YEAR ENDED JUNE 30, 2007

NOTE 2 - SUMMARY OF SIGNIFICANT ACCOUNTING POLICIES - (Continued)

Q. Operating Revenues and Expenses

Operating revenues are those revenues that are generated directly from the primary activity of the proprietary funds. For the District, these revenues are sales for food service and uniform school supplies. Operating expenses are necessary costs incurred to provide the good or service that is the primary activity of the fund.

R. Interfund Activity

Transfers between governmental and business-type activities on the government-wide statements are reported in the same manner as general revenues.

Exchange transactions between funds are reported as revenues in the seller funds and as expenditures/expenses in the purchaser funds. Flows of cash or goods from one fund to another without a requirement for repayment are reported as interfund transfers. Interfund transfers are reported as other financing sources/uses in governmental funds and after nonoperating revenues/expenses in proprietary funds. Repayments from funds responsible for particular expenditures/expenses to the funds that initially paid for them are not presented on the financial statements.

S. Extraordinary and Special Items

Extraordinary items are transactions or events that are both unusual in nature and infrequent in occurrence. Special items are transactions or events that are within the control of the Board of Education and that are either unusual in nature or infrequent in occurrence. Neither type of transaction occurred during fiscal 2007.

NOTE 3 - ACCOUNTABILITY AND COMPLIANCE

Deficit Fund Balances

Fund balances at June 30, 2007 included the following individual fund deficits:

Nonmajor Governmental Funds

Education Management Information Systems	\$ 4
SchoolNet Professional Development	3
Ohio Reads	56
Poverty Aid	177
Title I	156
Title VI	9
Title II-A	170
Miscellaneous Federal Grants	1

Nonmajor Enterprise Fund

Food service	62,173
--------------	--------

**MATHEWS LOCAL SCHOOL DISTRICT
TRUMBULL COUNTY, OHIO**

**NOTES TO THE BASIC FINANCIAL STATEMENTS
FOR THE FISCAL YEAR ENDED JUNE 30, 2007**

NOTE 3 - ACCOUNTABILITY AND COMPLIANCE – (Continued)

The general fund is liable for any deficits in these funds and provides transfers when cash is required, not when accruals occur. The deficit fund balances resulted from adjustments for accrued liabilities. These deficits should be eliminated by future intergovernmental revenues not recognized under GAAP at June 30.

NOTE 4 - DEPOSITS AND INVESTMENTS

State statutes classify monies held by the District into three categories.

Active deposits are public deposits necessary to meet current demands on the treasury. Such monies must be maintained either as cash in the District treasury, in commercial accounts payable or withdrawable on demand, including negotiable order of withdrawal (NOW) accounts, or in money market deposit accounts.

Inactive deposits are public deposits that the Board of Education has identified as not required for use within the current five year period of designation of depositories. Inactive deposits must either be evidenced by certificates of deposit maturing not later than the end of the current period of designation of depositories, or by savings or deposit accounts including, but not limited to, passbook accounts.

Interim deposits are deposits of interim monies. Interim moneys are those monies which are not needed for immediate use but which will be needed before the end of the current period of designation of depositories. Interim deposits must be evidenced by time certificates of deposit maturing not more than one year from the date of deposit or by savings or deposit accounts including passbook accounts.

Interim monies are to be deposited or invested in the following securities:

1. United States Treasury Notes, Bills, Bonds, or any other obligation or security issued by the United States Treasury or any other obligation guaranteed as to principal and interest by the United States;
2. Bonds, notes, debentures, or any other obligations or securities issued by any federal government agency or instrumentality, including but not limited to, the Federal National Mortgage Association, Federal Home Loan Bank, Federal Farm Credit Bank, Federal Home Loan Mortgage Corporation, Government National Mortgage Association, and Student Loan Marketing Association. All federal agency securities shall be direct issuances of federal government agencies or instrumentalities;
3. Written repurchase agreements in the securities listed above provided that the market value of the securities subject to the repurchase agreement must exceed the principal value of the agreement by at least two percent and be marked to market daily, and that the term of the agreement must not exceed thirty days;
4. Bonds and other obligations of the State of Ohio;
5. No-load money market mutual funds consisting exclusively of obligations described in items (1) and (2) above and repurchase agreements secured by such obligations, provided that investments in securities described in this division are made only through eligible institutions;

**MATHEWS LOCAL SCHOOL DISTRICT
TRUMBULL COUNTY, OHIO**

NOTES TO THE BASIC FINANCIAL STATEMENTS
FOR THE FISCAL YEAR ENDED JUNE 30, 2007

NOTE 4 - DEPOSITS AND INVESTMENTS - (Continued)

6. The State Treasurer's investment pool (STAR Ohio);
7. Certain banker's acceptance and commercial paper notes for a period not to exceed one hundred eighty days from the purchase date in an amount not to exceed twenty-five percent of the interim monies available for investment at any one time: and,
8. Under limited circumstances, corporate debt interests rated in either of the two highest classifications by at least two nationally recognized rating agencies.

Protection of District's deposits is provided by the Federal Deposit Insurance Corporation (FDIC), by eligible securities pledged by the financial institution as security for repayment, by surety company bonds deposited with the Treasurer by the financial institution or by a single collateral pool established by the financial institution to secure the repayment of all public monies deposited with the institution.

Investments in stripped principal or interest obligations reverse repurchase agreements and derivatives are prohibited. The issuance of taxable notes for the purpose of arbitrage, the use of leverage and short selling are also prohibited. An investment must mature within five years from the date of purchase unless matched to a specific obligation or debt of the District, and must be purchased with the expectation that it will be held to maturity. Investments may only be made through specified dealers and institutions. Payment for investments may be made only upon delivery of the securities representing the investments to the Treasurer or, if the securities are not represented by a certificate, upon receipt of confirmation of transfer from the custodian.

A. Deposits with Financial Institutions

At June 30, 2007, the carrying amount of all District deposits was \$1,293,342. Based on the criteria described in GASB Statement No. 40, "Deposits and Investment Risk Disclosures", as of June 30, 2007, \$1,046,024 of the District's bank balance of \$1,371,179 was exposed to custodial risk as discussed below, while \$325,155 was covered by the Federal Deposit Insurance Corporation.

Custodial credit risk is the risk that, in the event of bank failure, the District's deposits may not be returned. All deposits are collateralized with eligible securities in amounts equal to at least 105% of the carrying value of the deposits. Such collateral, as permitted by the Ohio Revised Code, is held in single financial institution collateral pools at Federal Reserve Banks, or at member banks of the federal reserve system, in the name of the respective depository bank and pledged as a pool of collateral against all of the public deposits it holds or as specific collateral held at the Federal Reserve Bank in the name of the District.

B. Investments

As of June 30, 2007, the District had the following investments and maturities:

<u>Investment type</u>	<u>Balance at Fair Value</u>	<u>Investment Maturities 6 months or less</u>
STAR Ohio	\$ <u>1,289,464</u>	<u>\$1,289,464</u>

**MATHEWS LOCAL SCHOOL DISTRICT
TRUMBULL COUNTY, OHIO**

NOTES TO THE BASIC FINANCIAL STATEMENTS
FOR THE FISCAL YEAR ENDED JUNE 30, 2007

NOTE 4 - DEPOSITS AND INVESTMENTS - (Continued)

Interest Rate Risk: As a means of limiting its exposure to fair value losses arising from rising interest rates and according to state law, the District's investment policy limits investment portfolio maturities to five years or less.

Credit Risk: Standard & Poor's has assigned STAR Ohio an AAAM money market rating.

Concentration of Credit Risk: The District places no limit on the amount that may be invested in any one issuer. The following table includes the percentage of each investment type held by the District at June 30, 2007:

<u>Investment type</u>	<u>Fair Value</u>	<u>% to Total</u>
STAR Ohio	<u>\$1,289,464</u>	<u>100.00%</u>

C. Reconciliation of Cash and Investment to the Statement of Net Assets

The following is a reconciliation of cash and investments as reported in the footnote above to cash and investments as reported on the statement of net assets as of June 30, 2007:

<u>Cash and Investments per footnote</u>	
Carrying amount of deposits	\$ 1,293,342
Investments	<u>1,289,464</u>
Total	<u>\$ 2,582,806</u>
 <u>Cash and investments per Statement of Net Assets</u>	
Governmental activities	\$ 2,538,271
Business-type activities	416
Agency fund	<u>44,119</u>
Total	<u>\$ 2,582,806</u>

NOTE 5 - INTERFUND TRANSACTIONS

Interfund transfers for the year ended June 30, 2007, consisted of the following, as reported on the fund statements:

	<u>Amount</u>
Transfers from general fund to:	
Nonmajor governmental funds	\$ 343,781
Nonmajor enterprise funds	27,002

Transfers are used to move revenues from the fund that statute or budget required to collect them to the fund that statute or budget requires to expend them and to use unrestricted revenues collected in the general fund to finance various programs accounted for in other funds in accordance with budgetary authorizations.

**MATHEWS LOCAL SCHOOL DISTRICT
TRUMBULL COUNTY, OHIO**

**NOTES TO THE BASIC FINANCIAL STATEMENTS
FOR THE FISCAL YEAR ENDED JUNE 30, 2007**

NOTE 5 - INTERFUND TRANSACTIONS – (Continued)

Interfund transfers between governmental funds are eliminated on the government-wide financial statements; therefore, only transfers between governmental activities and business-type activities are reported on the statement of activities.

NOTE 6 - PROPERTY TAXES

Property taxes are levied and assessed on a calendar year basis while the District fiscal year runs from July through June. First half tax collections are received by the District in the second half of the fiscal year. Second half tax distributions occur in the first half of the following fiscal year.

Property taxes include amounts levied against all real, public utility and tangible personal property (used in business) located in the District. Real property tax revenue received in calendar 2007 represents collections of calendar year 2006 taxes. Real property taxes received in calendar year 2007 were levied after April 1, 2006, on the assessed value listed as of January 1, 2006, the lien date. Assessed values for real property taxes are established by state law at thirty-five percent of appraised market value. Real property taxes are payable annually or semi-annually. If paid annually, payment is due December 31; if paid semi-annually, the first payment is due December 31 with the remainder payable by June 20. Under certain circumstances, state statute permits alternate payment dates to be established.

Public utility property tax revenue received in calendar 2007 represents collections of calendar year 2006 taxes. Public utility real and tangible personal property taxes received in calendar year 2007 became a lien December 31, 2005, were levied after April 1, 2006 and are collected in 2007 with real property taxes. Public utility real property is assessed at thirty-five percent of true value; public utility tangible personal property currently is assessed at varying percentages of true value.

Tangible personal property tax revenue received during calendar 2007 (other than public utility property) represents the collection of 2007 taxes. Tangible personal property taxes received in calendar year 2007 were levied after April 1, 2006, on the value as of December 31, 2006. For 2006, tangible personal property is assessed at 18.75% for property including inventory. This percentage will be reduced to 12.5% for 2007, 6.25% for 2008 and zero for 2009. Payments by multi-county taxpayers are due September 20. Single county taxpayers may pay annually or semi-annually. If paid annually, payment is due April 30; if paid semi-annually, the first payment is due April 30, with the remainder payable by September 20. Tangible personal property taxes paid by April 30 are usually received by the District prior to June 30.

House Bill No. 66 was signed into law on June 30, 2005. House Bill No. 66 phases out the tax on tangible personal property of general businesses, telephone and telecommunications companies, and railroads. The tax on general business and railroad property will be eliminated by calendar year 2009, and the tax on telephone and telecommunications property will be eliminated by calendar year 2011. The tax is phased out by reducing the assessment rate on the property each year. The bill replaces the revenue lost by the District due to the phasing out of the tax. In calendar years 2006-2010, the District will be fully reimbursed for the lost revenue. In calendar years 2011-2017, the reimbursements will be phased out.

The District receives property taxes from Trumbull County. The County Auditor periodically advances to the District its portion of the taxes collected. Second-half real property tax payments collected by the County by June 30, 2007, are available to finance fiscal year 2007 operations. The amount available as an advance at June 30, 2007 was \$28,799 in the general fund and \$1,013 in the Permanent Improvement capital projects fund. These amounts have been recorded as revenue. The amount available as an advance at June 30, 2006 was \$22,989 in the general fund and \$811 in the Permanent Improvement capital projects fund.

**MATHEWS LOCAL SCHOOL DISTRICT
TRUMBULL COUNTY, OHIO**

NOTES TO THE BASIC FINANCIAL STATEMENTS
FOR THE FISCAL YEAR ENDED JUNE 30, 2007

NOTE 6 - PROPERTY TAXES – (Continued)

Accrued property taxes receivable includes real property, public utility property and tangible personal property taxes which are measurable as of June 30, 2007 and for which there is an enforceable legal claim. Although total property tax collections for the next fiscal year are measurable, only the amount of real property taxes available as an advance at June 30 was levied to finance current fiscal year operations and is reported as revenue at fiscal year end. The portion of the receivable not levied to finance current fiscal year operations is offset by a credit to unearned revenue.

On a full accrual basis, collectible delinquent property taxes have been recorded as a receivable and revenue, while on a modified accrual basis the revenue has been deferred.

The assessed values upon which the fiscal year 2007 taxes were collected are:

	2006 Second Half Collections		2007 First Half Collections	
	<u>Amount</u>	<u>Percent</u>	<u>Amount</u>	<u>Percent</u>
Agricultural/Residential and Other Real Estate	\$ 138,610,510	90.09	\$ 140,224,610	92.01
Public Utility Personal	5,656,270	3.68	5,673,690	3.73
Tangible Personal Property	<u>9,606,040</u>	<u>6.23</u>	<u>6,502,521</u>	<u>4.26</u>
Total	<u>\$ 153,872,820</u>	<u>100.00</u>	<u>\$ 152,400,821</u>	<u>100.00</u>
 Tax rate per \$1,000 of assessed valuation	 \$ 54.46		 \$ 54.46	

NOTE 7 - RECEIVABLES

Receivables at June 30, 2007 consisted of taxes, accounts (billings for user charged services and student fees), accrued interest, and intergovernmental grants and entitlements. All receivables are considered collectible in full due to the ability to foreclose for the nonpayment of taxes, the stable condition of state programs and the current year guarantee of federal funds. A summary of the principal items of receivables reported on the statement of net assets follows:

Governmental Activities

Taxes	\$ 4,941,020
Accounts	2,836
Intergovernmental	18,549
Accrued interest	1,082

Business-type Activities

Intergovernmental	<u>8,570</u>
Total receivables	<u>\$ 4,972,057</u>

Receivables have been disaggregated on the face of the basic financial statements. All receivables are expected to be collected within the subsequent year.

**MATHEWS LOCAL SCHOOL DISTRICT
TRUMBULL COUNTY, OHIO**

NOTES TO THE BASIC FINANCIAL STATEMENTS
FOR THE FISCAL YEAR ENDED JUNE 30, 2007

NOTE 8 - CAPITAL ASSETS

Capital asset activity for the fiscal year-ended June 30, 2007, was as follows:

	Balance <u>June 30, 2006</u>	<u>Additions</u>	<u>Deductions</u>	Balance <u>June 30, 2007</u>
Governmental Activities				
Capital assets, not being depreciated:				
Land	\$ 363,767	\$ -	\$ -	\$ 363,767
Total capital assets, not being depreciated	<u>363,767</u>	<u>-</u>	<u>-</u>	<u>363,767</u>
Capital assets, being depreciated:				
Land improvements	680,818	-	-	680,818
Building/improvements	2,594,599	81,692	-	2,676,291
Furniture/equipment	1,426,615	74,832	(116,592)	1,384,855
Vehicles	<u>634,418</u>	<u>131,085</u>	<u>(67,237)</u>	<u>698,266</u>
Total capital assets, being depreciated	<u>5,336,450</u>	<u>287,609</u>	<u>(183,829)</u>	<u>5,440,230</u>
Less: accumulated depreciation				
Land improvements	(348,910)	(29,966)	-	(378,876)
Building/improvements	(694,248)	(23,486)	-	(717,734)
Furniture/equipment	(944,080)	(90,890)	114,587	(920,383)
Vehicles	<u>(464,003)</u>	<u>(49,396)</u>	<u>67,237</u>	<u>(446,162)</u>
Total accumulated depreciation	<u>(2,451,241)</u>	<u>(193,738)</u>	<u>181,824</u>	<u>(2,463,155)</u>
Governmental activities capital assets, net	<u>\$ 3,248,976</u>	<u>\$ 93,871</u>	<u>\$ (2,005)</u>	<u>\$ 3,340,842</u>
Business-Type Activities				
Capital assets, being depreciated:				
Furniture/equipment	\$ 67,738	\$ 1,950	\$ (493)	\$ 69,195
Less: accumulated depreciation	<u>(56,154)</u>	<u>(696)</u>	<u>493</u>	<u>(56,357)</u>
Business-type activities capital assets, net	<u>\$ 11,584</u>	<u>\$ 1,254</u>	<u>\$ -</u>	<u>\$ 12,838</u>

**MATHEWS LOCAL SCHOOL DISTRICT
TRUMBULL COUNTY, OHIO**

NOTES TO THE BASIC FINANCIAL STATEMENTS
FOR THE FISCAL YEAR ENDED JUNE 30, 2007

NOTE 8 - CAPITAL ASSETS - (Continued)

Depreciation expense was charged as follows:

Governmental Activities

Instruction:

Regular	\$ 72,721
Special	2,969
Vocational	5,353

Support Services:

Pupil	2,055
Instructional staff	18,439
Administration	7,272
Fiscal	1,321
Operations and maintenance	25,554
Pupil transportation	48,553
Central	3,572

Extracurricular	<u>5,929</u>
-----------------	--------------

Total Governmental Activities	<u>193,738</u>
-------------------------------	----------------

Business-Type Activities

Food service	<u>696</u>
--------------	------------

Total Depreciation Expense	<u>\$ 194,434</u>
----------------------------	-------------------

NOTE 9 - CAPITALIZED LEASES - LESSEE DISCLOSURE

During a prior fiscal year, the District entered into capital lease agreements for the acquisition of a bus garage. These leases meet the criteria of a capital lease as defined by FASB Statement No. 13, "Accounting for Leases", which defines a capital lease generally as one which transfers benefits and risks of ownership to the lessee at the conclusion of the lease term. Capital lease payments have been reclassified and are reflected as debt service expenditures in the basic financial statements. These expenditures are reflected as program/function expenditures on a budgetary basis.

Governmental activities capital assets consisting of a bus garage building have been capitalized in the amount of \$281,000. This amount represents the present value of the future minimum lease payments at the time of acquisition. Accumulated depreciation as of June 30, 2007 was \$15,611, leaving a current book value of \$265,389.

Principal and interest payments in the 2007 fiscal year totaled \$62,000 and \$1,369, respectively. These amounts are reported as debt service payments in the permanent improvement nonmajor capital projects fund. The District has no remaining capital lease obligations at June 30, 2007.

**MATHEWS LOCAL SCHOOL DISTRICT
TRUMBULL COUNTY, OHIO**

NOTES TO THE BASIC FINANCIAL STATEMENTS
FOR THE FISCAL YEAR ENDED JUNE 30, 2007

NOTE 10 - LONG-TERM OBLIGATIONS

A. The changes in the District's long-term obligations during fiscal year 2007 were as follows:

	<u>Balance</u>			<u>Balance</u>	<u>Amounts</u>
	<u>June 30, 2006</u>	<u>Additions</u>	<u>Deletions</u>	<u>June 30, 2007</u>	<u>Due in</u>
					<u>One Year</u>
<u>Governmental-Type Activities</u>					
1993 EPA Asbestos Loan 0%	\$ 78,488	\$ -	\$ (12,961)	\$ 65,527	\$ 12,961
Capital leases	62,000	-	(62,000)	-	-
Compensated absences	<u>1,300,883</u>	<u>106,797</u>	<u>(100,157)</u>	<u>1,307,523</u>	<u>143,711</u>
Total governmental long-term activities	<u>\$ 1,441,371</u>	<u>\$ 106,797</u>	<u>\$ (175,118)</u>	<u>\$ 1,373,050</u>	<u>\$ 156,672</u>
<u>Business-Type Activities</u>					
Compensated absences	<u>\$ 52,930</u>	<u>\$ 7,052</u>	<u>\$ -</u>	<u>\$ 59,982</u>	<u>\$ 1,580</u>

Compensated absences will be paid by the terminations benefits nonmajor governmental fund.

EPA Asbestos Loan - On April 16, 1993, Mathews Local School District obtained a loan in the amount of \$233,300 for the purpose of providing asbestos removal for the District. The loan was issued for a twenty fiscal year period with final maturity during fiscal year 2013. This loan is interest free. The loan will be paid from the permanent improvement fund, a nonmajor governmental fund.

Principal requirements to retire general obligation debt outstanding at June 30, 2007, are as follows:

<u>Fiscal Year</u> <u>Ending June 30</u>	<u>Principal</u>
2008	\$ 12,961
2009	12,961
2010	12,961
2011	12,961
2012	12,961
2013	<u>722</u>
 Total	 <u>\$ 65,527</u>

**MATHEWS LOCAL SCHOOL DISTRICT
TRUMBULL COUNTY, OHIO**

NOTES TO THE BASIC FINANCIAL STATEMENTS
FOR THE FISCAL YEAR ENDED JUNE 30, 2007

NOTE 10 - LONG-TERM OBLIGATIONS - (Continued)

B. Legal Debt Margin

The Ohio Revised Code provides that voted net general obligation debt of the District shall never exceed 9% of the total assessed valuation of the District. The code further provides that unvoted indebtedness shall not exceed 1/10 of 1% of the property valuation of the District. The code additionally states that unvoted indebtedness related to energy conservation debt shall not exceed 9/10 of 1% of the property valuation of the District. The assessed valuation use in determining the District's legal debt margin has been modified by House Bill 530 which became effective March 30, 2006. In accordance with House Bill 530, the assessed valuation used in the District's legal debt margin calculation excluded tangible personal property used in business, telephone or telegraph property, interexchange telecommunications company property, and personal property owned or leased by a railroad company and used in railroad operations. The effects of these debt limitations at June 30, 2007, are a voted debt margin of \$12,988,096 and an unvoted debt margin of \$144,312.

NOTE 11 - RISK MANAGEMENT

A. Property and Liability

The District is exposed to various risks of loss related to torts; theft or damage to, and destruction of assets; errors and omissions; injuries to employees; and natural disasters. During fiscal year 2007, the District had the following coverage provided by Indiana Insurance

<u>Coverage</u>	<u>Amount</u>
Building and contents-replacement cost (\$1,000 deductible)	\$17,402,283
Money and securities/in and out (no deductible)	10,000
Automobile liability (\$500 deductible on comprehensive) (\$500 deductible on collision)	2,000,000
Auto medical payments	5,000
Uninsured/under insured motorists	1,000,000
General liability	
Per occurrence (no deductible)	1,000,000
Total per year	3,000,000
Employers liability (no deductible)	
Per occurrence	1,000,000
Educational legal liability	
Per occurrence (\$2,500 deductible)	1,000,000
Total per year	2,000,000

Settled claims have not exceeded this commercial coverage in any of the past three years. There has not been a significant reduction in insurance coverage from the prior year.

**MATHEWS LOCAL SCHOOL DISTRICT
TRUMBULL COUNTY, OHIO**

NOTES TO THE BASIC FINANCIAL STATEMENTS
FOR THE FISCAL YEAR ENDED JUNE 30, 2007

NOTE 11 - RISK MANAGEMENT - (Continued)

B. Workers' Compensation

The District participates in the Ohio School Boards Association (OSBA) Workers' Compensation Group Rating Plan (GRP), an insurance purchasing pool (Note 2.A). The intent of the GRP is to achieve the benefit of a reduced premium for the District by virtue of its grouping and representation with other participants in the GRP. The workers' compensation experience of the participants is calculated as one experience and a common premium rate is applied to all participants in the group. Each participant pays its workers' compensation premium to the state based on the rate for its GRP tier rather than its individual rate. Total savings are then calculated and each participants performance is compare to the overall savings percentage of the GRP. Participation in the GRP is limited to participants that can meet the GRP's selection criteria. The firm of Gates McDonald & Company provides administrative, cost control and actuarial services to the GRP.

C. Employee Medical Benefits

For fiscal 2007, the District contracted with the Trumbull County Schools Employee Insurance Benefits Consortium to provide employee medical/surgical benefits. The Trumbull County Schools Employee Insurance Benefits Consortium is a shared risk pool comprised of sixteen Trumbull County school districts. Rates are set through an annual calculation process. The District pays a monthly contribution into a common consortium fund from which claim payments are made for all participating school districts. Claims are paid for all participants regardless of claims flow. The Board of Directors has the right to return monies to an exiting district subsequent to the settlement of all expenses and claims.

NOTE 12 - PENSION PLANS

A. School Employees Retirement System

The District contributes to the School Employees Retirement System (SERS), a cost-sharing multiple employer defined benefit pension plan. SERS provides retirement and disability benefits, annual cost-of-living adjustments, and death benefits to plan members and beneficiaries. Authority to establish and amend benefits is provided by Chapter 3309 of the Ohio Revised Code. SERS issues a publicly available, stand-alone financial report that includes financial statements and required supplementary information. That report may be obtained by writing to the School Employees Retirement System, 300 East Broad Street, Suite 100, Columbus, Ohio 43215-3746 or by calling (800) 878-5853. It is also posted on SERS' website, www.ohsers.org, under Forms and Publications.

**MATHEWS LOCAL SCHOOL DISTRICT
TRUMBULL COUNTY, OHIO**

**NOTES TO THE BASIC FINANCIAL STATEMENTS
FOR THE FISCAL YEAR ENDED JUNE 30, 2007**

NOTE 12 - PENSION PLANS - (Continued)

Plan members are required to contribute 10 percent of their annual covered salary and the District is required to contribute at an actuarially determined rate. The current District rate is 14 percent of annual covered payroll. A portion of the District's contribution is used to fund pension obligations with the remainder being used to fund health care benefits. For fiscal year 2007, 10.68 percent of annual covered salary was the portion used to fund pension obligations. For fiscal year 2006, 10.58 percent of annual covered salary was the portion used to fund pension obligations. For fiscal year 2005, 10.57 percent of annual covered salary was the portion used to fund pension obligations. The contribution requirements of plan members and employers are established and may be amended, up to statutory maximum amounts, by the SERS' Retirement Board. The District's required contribution for pension obligations to SERS for fiscal years ended 2007, 2006, and 2005 were \$119,780, \$125,794, and \$114,481; 46.20 percent has been contributed for fiscal year 2007 and 100 percent for fiscal years 2006 and 2005. \$64,437 represents the unpaid contribution for fiscal year 2007 and is recorded as a liability within the respective funds.

B. State Teachers Retirement System

The District participates in the State Teachers Retirement System of Ohio (STRS Ohio), a cost-sharing, multiple-employer public employee retirement system. STRS Ohio provides retirement and disability benefits to members and death and survivor benefits to beneficiaries. STRS Ohio issues a stand-alone financial report that may be obtained by writing to STRS Ohio, 275 E. Broad St., Columbus, OH 43215-3371 or by calling (614) 227-4090 or by visiting the STRS Ohio website at www.strsoh.org.

New members have a choice of three retirement plans, a Defined Benefit (DB) Plan, a Defined Contribution (DC) Plan and a Combined Plan. The DB plan offers an annual retirement allowance based on final average salary times a percentage that varies based on years of service, or an allowance based on member contributions and earned interest matched by STRS Ohio funds times an actuarially determined annuity factor. The DC Plan allows members to place all their member contributions and employer contributions equal to 10.5 percent of earned compensation into an investment account. Investment decisions are made by the member. A member is eligible to receive a retirement benefit at age 50 and termination of employment. The Combined Plan offers features of both the DC Plan and the DB Plan. In the Combined Plan, member contributions are invested by the member, and employer contributions are used to fund the defined benefit payment at a reduced level from the regular DB Plan. DC and Combined Plan members will transfer to the Defined Benefit Plan during their fifth year of membership unless they permanently select the DC or Combined Plan. Existing members with less than five years of service credit as of June 30, 2001, were given the option of making a one time irrevocable decision to transfer their account balances from the existing DB Plan into the DC Plan or the Combined Plan. This option expired on December 31, 2001. Benefits are established by Chapter 3307 of the Ohio Revised Code.

A DB or Combined Plan member with five or more years credited service who becomes disabled may qualify for a disability benefit. Eligible spouses and dependents of these active members who die before retirement may qualify for survivor benefits. Members in the DC Plan who become disabled are entitled only to their account balance. If a member dies before retirement benefits begin, the member's designated beneficiary is entitled to receive the member's account balance.

**MATHEWS LOCAL SCHOOL DISTRICT
TRUMBULL COUNTY, OHIO**

**NOTES TO THE BASIC FINANCIAL STATEMENTS
FOR THE FISCAL YEAR ENDED JUNE 30, 2007**

NOTE 12 - PENSION PLANS - (Continued)

For the fiscal year ended June 30, 2007, plan members were required to contribute 10 percent of their annual covered salaries. The District was required to contribute 14 percent; 13 percent was the portion used to fund pension obligations. For fiscal years 2006 and 2005, the portion used to fund pension obligations was also 13 percent. Contribution rates are established by the State Teachers Retirement Board, upon recommendation of its consulting actuary, not to exceed statutory maximum rates of 10 percent for members and 14 percent for employers. Chapter 3307 of the Ohio Revised Code provides statutory authority for member and employer contributions.

The District's required contributions for fund pension obligations to the DB Plan for the fiscal years ended June 30, 2007, 2006, and 2005 were \$502,274, \$507,134 and \$496,568; 83.70 percent has been contributed for fiscal year 2007 and 100 percent for fiscal years 2006 and 2005. \$81,867 represents the unpaid contribution for fiscal year 2007 and is recorded as a liability within the respective funds. Contributions to the DC and Combined Plans for fiscal year 2007 were \$150 made by the District and \$165 made by the plan members.

C. Social Security System

Effective July 1, 1991, all employees not otherwise covered by the SERS or the STRS Ohio have an option to choose Social Security or the SERS/STRS Ohio. As of June 30, 2007, certain members of the Board of Education have elected Social Security. The District's liability is 6.2% of wages paid.

NOTE 13 - POSTEMPLOYMENT BENEFITS

The District provides comprehensive health care benefits to retired teachers and their dependents through the State Teachers Retirement System of Ohio (STRS Ohio), and to retired non-certified employees and their dependents through the School Employees Retirement System (SERS). Benefits include hospitalization, physicians' fees, prescription drugs and reimbursement of monthly Medicare premiums. Benefit provisions and the obligations to contribute are established by the Systems based on authority granted by State statute. Both systems are funded on a pay-as-you-go basis.

All STRS Ohio retirees who participated in the DB or combined plans and their dependents are eligible for health care coverage. The STRS Ohio Board has statutory authority over how much, if any, of the health care costs will be absorbed by STRS Ohio. All benefit recipients pay a portion of health care cost in the form of a monthly premium. By law, the cost of coverage paid from STRS Ohio funds is included in the employer contribution rate, currently 14 percent of covered payroll. For the fiscal year ended June 30, 2007, the STRS Ohio Board allocated employer contributions equal to 1 percent of covered payroll to the Health Care Reserve Fund. For the District, this amount equaled \$38,636 for fiscal year 2007.

STRS Ohio pays health care benefits from the Health Care Stabilization Fund. At June 30, 2006 (the latest information available), the balance in the Health Care Stabilization Fund was \$3.5 billion. For the fiscal year ended June 30, 2006 (the latest information available), net health care costs paid by STRS Ohio were \$282.743 million and STRS Ohio had 119,184 eligible benefit recipients.

For SERS, coverage is made available to service retirees with ten or more fiscal years of qualifying service credit, and to disability and survivor benefit recipients. All retirees and beneficiaries are required to pay a portion of their premium for health care. The portion is based on years of service, Medicare eligibility, and retirement status.

**MATHEWS LOCAL SCHOOL DISTRICT
TRUMBULL COUNTY, OHIO**

**NOTES TO THE BASIC FINANCIAL STATEMENTS
FOR THE FISCAL YEAR ENDED JUNE 30, 2007**

NOTE 13 - POSTEMPLOYMENT BENEFITS - (Continued)

After the allocation for basic benefits, the remainder of the employer's 14 percent contribution is allocated to providing health care benefits. For the fiscal year ended June 30, 2007, employer contributions to fund health care benefits were 3.32 percent of covered payroll, a decrease of .10 percent from fiscal year 2006. In addition, SERS levies a surcharge to fund health care benefits equal to 14 percent of the difference between a minimum pay and the member's pay, pro-rated for partial service credit. For fiscal year 2007, the minimum pay was established at \$35,800. Total surcharge is capped at 2 percent of each employer's SERS salaries. For the 2007 fiscal year, District paid \$58,565 to fund health care benefits, including the surcharge.

The surcharge, added to the unallocated portion of the 14 percent employer contribution rate, provides for maintenance of the asset target level for the health care fund. The target level for the health care reserve is 150 percent of the projected claims less premium contributions for the next year. Expenses for health care for the fiscal year ended June 30, 2006 (the latest information available) were \$158.751 million. At June 30, 2006 (the latest information available), SERS had net assets available for payment of health care benefits of \$295.6 million. At June 30, 2006 (the latest information available), SERS had 59,492 participants currently receiving health care benefits.

NOTE 14 - BUDGETARY BASIS OF ACCOUNTING

While reporting financial position, results of operations, and changes in fund balance on the basis of generally accepted accounting principles (GAAP), the budgetary basis as provided by law is based upon accounting for certain transactions on a basis of cash receipts and disbursements.

The Statement of Revenue, Expenditures, and Changes in Fund Balance – Budget (Non-GAAP) and Actual presented for the general fund is presented on the budgetary basis to provide a meaningful comparison of actual results with the budget. The major differences between the budget basis and the GAAP basis are that:

- (a) Revenues and other financing sources are recorded when received in cash (budget basis) as opposed to when susceptible to accrual (GAAP basis);
- (b) Expenditures and other financing uses are recorded when paid in cash (budget basis) as opposed to when the liability is incurred (GAAP basis);
- (c) In order to determine compliance with Ohio law, and to reserve that portion of the applicable appropriation, total outstanding encumbrances (budget basis) are recorded as the equivalent of an expenditure, as opposed to a reservation of fund balance for that portion of outstanding encumbrances not already recognized as an account payable (GAAP basis).

**MATHEWS LOCAL SCHOOL DISTRICT
TRUMBULL COUNTY, OHIO**

NOTES TO THE BASIC FINANCIAL STATEMENTS
FOR THE FISCAL YEAR ENDED JUNE 30, 2007

NOTE 14 - BUDGETARY BASIS OF ACCOUNTING - (Continued)

The adjustments necessary to convert the results of operations for the year on the budget basis to the GAAP basis for the general fund is as follows:

Net Change in Fund Balance

	<u>General Fund</u>
Budget basis	\$ 130,412
Net adjustment for revenue accruals	9,115
Net adjustment for expenditure accruals	321,156
Net adjustment for other sources/uses	(132,405)
Adjustment for encumbrances	<u>285,072</u>
GAAP basis	<u>\$ 613,350</u>

NOTE 15 - CONTINGENCIES

A. Grants

The District receives significant financial assistance from numerous federal, state and local agencies in the form of grants. The disbursement of funds received under these programs generally requires compliance with terms and conditions specified in the grant agreements and is subject to audit by the grantor agencies. Any disallowed claims resulting from such audits could become a liability of the District. However in the opinion of management, any such disallowed claims will not have a material effect on the financial position of the District.

B. Litigation

The District is involved in no material litigation as either plaintiff or defendant.

NOTE 16 - STATUTORY RESERVES

The District is required by state law to set-aside certain general fund revenue amounts, as defined by statute, into various reserves. These reserves are calculated and presented on a cash basis. During the fiscal year ended June 30, 2007, the reserve activity was as follows:

	<u>Instructional Materials</u>	<u>Capital Maintenance</u>	<u>Budget Stabilization</u>
Set-aside balance as of June 30, 2006	\$ (367,413)	\$ -	\$ 12,042
Current year set-aside requirement	140,012	140,012	-
Current year offsets	-	(182,859)	-
Current year qualifying disbursements	<u>(136,097)</u>	<u>(254,321)</u>	<u>(12,042)</u>
Total	<u>\$ (363,498)</u>	<u>\$ (297,168)</u>	<u>\$ -</u>
Balance carried forward to FY 2008	<u>\$ (363,498)</u>	<u>\$ -</u>	<u>\$ -</u>

**MATHEWS LOCAL SCHOOL DISTRICT
TRUMBULL COUNTY, OHIO**

**NOTES TO THE BASIC FINANCIAL STATEMENTS
FOR THE FISCAL YEAR ENDED JUNE 30, 2007**

NOTE 16 - STATUTORY RESERVES - (Continued)

During fiscal year 2007, the District had qualifying expenditures for the Bureau of Workers' Compensation refunds previously reserved for budget stabilization. There is no remaining statutory reserve for budget stabilization at June 30, 2007.

The District had offsets and qualifying disbursements during the year that reduced the instructional materials and capital maintenance set-aside amounts below zero. The negative amount for the instructional materials set-aside is being carried forward to reduce the set-aside requirements of future years, but the negative amount for the capital maintenance set-aside is not allowed to be carried forward.

THIS PAGE INTENTIONALLY LEFT BLANK.



Mary Taylor, CPA

Auditor of State

INDEPENDENT ACCOUNTANTS' REPORT ON INTERNAL CONTROL OVER FINANCIAL REPORTING AND ON COMPLIANCE AND OTHER MATTERS REQUIRED BY *GOVERNMENT AUDITING STANDARDS*

Mathews Local School District
Trumbull County
4434B Warren-Sharon Road NE
Vienna, Ohio 44473

To the Board of Education:

We have audited the financial statements of the governmental activities, the business-type activities, the major fund, and the aggregate remaining fund information of the Mathews Local School District, Trumbull County, (the District) as of and for the year ended June 30, 2007, which collectively comprise the District's basic financial statements and have issued our report thereon dated July 31, 2009. We conducted our audit in accordance with auditing standards generally accepted in the United States of America and the standards applicable to financial audits contained in the Comptroller General of the United States' *Government Auditing Standards*.

Internal Control Over Financial Reporting

In planning and performing our audit, we considered the District's internal control over financial reporting as a basis for designing our audit procedures for expressing our opinion on the financial statements, but not to opine on the effectiveness of the District's internal control over financial reporting. Accordingly, we have not opined on the effectiveness of the District's internal control over financial reporting.

A control deficiency exists when the design or operation of a control does not allow management or employees, in performing their assigned functions, to prevent or detect misstatements on a timely basis. A significant deficiency is a control deficiency, or combination of control deficiencies, that adversely affects the District's ability to initiate, authorize, record, process, or report financial data reliably in accordance with its applicable accounting basis, such that there is more than a remote likelihood that the District's internal control will not prevent or detect a more-than-inconsequential financial statement misstatement.

A material weakness is a significant deficiency, or combination of significant deficiencies resulting in more than a remote likelihood that the District's internal control will not prevent or detect a material financial statement misstatement.

Our consideration of internal control over financial reporting was for the limited purpose described in the first paragraph of this section and would not necessarily identify all internal control deficiencies that might be significant deficiencies or material weaknesses. We did not identify any deficiencies in internal control over financial reporting that we consider material weaknesses, as defined above.

Compliance and Other Matters

As part of reasonably assuring whether the District's financial statements are free of material misstatement, we tested its compliance with certain provisions of laws, regulations, contracts, and grant agreements, noncompliance with which could directly and materially affect the determination of financial statement amounts. However, providing an opinion on compliance with those provisions was not an objective of our audit and accordingly, we do not express an opinion. The results of our tests disclosed no instances of noncompliance or other matters we must report under *Government Auditing Standards*.

We intend this report solely for the information and use of the audit committee, management, and the Board of Education. We intend it for no one other than these specified parties.

A handwritten signature in cursive script that reads "Mary Taylor".

Mary Taylor, CPA
Auditor of State

July 31, 2009



Mary Taylor, CPA
Auditor of State

MATHEWS LOCAL SCHOOL DISTRICT

TRUMBULL COUNTY

CLERK'S CERTIFICATION

This is a true and correct copy of the report which is required to be filed in the Office of the Auditor of State pursuant to Section 117.26, Revised Code, and which is filed in Columbus, Ohio.

Susan Babbitt

CLERK OF THE BUREAU

**CERTIFIED
SEPTEMBER 1, 2009**