

**SPRINGFIELD-CLARK CAREER TECHNOLOGY CENTER
CLARK COUNTY, OHIO**

**SINGLE AUDIT
FOR THE FISCAL YEAR ENDED JUNE 30, 2024**



GUEYE & ASSOCIATES, CPA, INC.

2246 S. Hamilton Rd.
Suite 102
Columbus, OH 43232

Tel: 614-342-0297
Fax: 614-423-6615
www.gueyecpa.com



65 East State Street
Columbus, Ohio 43215
ContactUs@ohioauditor.gov
800-282-0370

Board of Education
Springfield-Clark Career Technology Center
1901 Selma Road
Springfield, Ohio 45505

We have reviewed the *Independent Auditor's Report* of Springfield-Clark Career Technology Center, Clark County, prepared by Gueye & Associates, CPA, for the audit period July 1, 2023, through June 30, 2024. Based upon this review, we have accepted these reports in lieu of the audit required by Section 117.11, Revised Code. The Auditor of State did not audit the accompanying financial statements and, accordingly, we are unable to express, and do not express an opinion on them.

Our review was made in reference to the applicable sections of legislative criteria, as reflected by the Ohio Constitution, and the Revised Code, policies, procedures and guidelines of the Auditor of State, regulations and grant requirements. Springfield-Clark Career Technology Center is responsible for compliance with these laws and regulations.

Keith Faber
Auditor of State
Columbus, Ohio

May 13, 2025

This page intentionally left blank.

**SPRINGFIELD CAREER TECHNOLOGY CENTER
CLARK COUNTY**

**BASIC FINANCIAL STATEMENTS
FOR THE FISCAL YEAR ENDED JUNE 30, 2024**

TABLE OF CONTENTS

Independent Auditor's Report	1
Prepared by Management :	
Management's Discussion and Analysis.....	5 - 15
Basic Financial Statements:	
Government-Wide Financial Statements:	
Statement of Net Position.....	17
Statement of Activities	18
Fund Financial Statements:	
Balance Sheet - Governmental Funds	19
Reconciliation of Total Governmental Fund Balances to Net Position of Governmental Activities	20
Statement of Revenues, Expenditures and Changes in Fund Balances - Governmental Funds.....	21
Reconciliation of the Statement of Revenues, Expenditures and Changes in Fund Balances of Governmental Funds to the Statement of Activities	22
Notes to the Basic Financial Statements.....	23 – 59

**SPRINGFIELD CAREER TECHNOLOGY CENTER
CLARK COUNTY**

**BASIC FINANCIAL STATEMENTS
FOR THE FISCAL YEAR ENDED JUNE 30, 2024**

**TABLE OF CONTENTS
(Continued)**

Required Supplementary Information:

Statement of Revenues, Expenditures and Changes in Fund Balance - Budget and Actual (Non-GAAP Budgetary Basis) - General Fund.....	61
Schedule of the Career Center's Proportionate Share of the Net Pension Liability and Career Center Pension Contributions: School Employees Retirement System (SERS) of Ohio	62
Schedule of the Career Center's Proportionate Share of the Net Pension Liability and Career Center Pension Contributions: State Teachers Retirement System (STRS) of Ohio	63
Schedule of the Career Center's Proportionate Share of the Net OPEB Liability/(Asset) and Career Center OPEB Contributions: School Employees Retirement System (SERS) of Ohio	64
Schedule of the Career Center's Proportionate Share of the Net OPEB Liability/(Asset) and Career Center OPEB Contributions: State Teachers Retirement System (STRS) of Ohio	65
Notes to the Required Supplementary Information	66 – 72
Schedule of Expenditures of Federal Awards.....	74
Notes to the Schedule of Expenditures of Federal Awards	75
Independent Auditor's Report on Internal Control Over Financial Reporting and on Compliance and Other Matters Required by <i>Government Auditing Standards</i>	76
Independent Auditor's Report on Compliance for Each Major Federal Program and on Internal Control Over Compliance Required by the Uniform Guidance.....	78
Schedule of Findings 2 <i>CFR</i> § 200.515	81

This page intentionally left blank.



GUEYE & ASSOCIATES, CPA, INC.

2246 S. Hamilton Rd
Suite 102
Columbus, Ohio 43232

Tel: 614-342-0297
Fax: 614-423-6615
www.gueyecpa.com

INDEPENDENT AUDITOR'S REPORT

Springfield-Clark Career Technology Center
Clark County
1901 Selma Road
Springfield, Ohio 45505

To the Board of Education:

Report on the Audit of the Financial Statements

Opinions

We have audited the financial statements of the governmental activities, each major fund, and the aggregate remaining fund information of Springfield-Clark Career Technology Center, Clark County, Ohio (the Career Center), as of and for the fiscal year ended June 30, 2024, and the related notes to the financial statements, which collectively comprise the Career Center's basic financial statements as listed in the table of contents.

In our opinion, the accompanying financial statements referred to above present fairly, in all material respects, the respective financial position of the governmental activities, each major fund, and the aggregate remaining fund information of Springfield-Clark Career Technology Center, Clark County, Ohio as of June 30, 2024, and the respective changes in financial position for the fiscal year then ended in accordance with the accounting principles generally accepted in the United States of America.

Basis for Opinions

We conducted our audit in accordance with auditing standards generally accepted in the United States of America (GAAS) and the standards applicable to financial audits contained in *Government Auditing Standards*, issued by the Comptroller General of the United States. Our responsibilities under those standards are further described in the *Auditor's Responsibilities for the Audit of the Financial Statements* section of our report. We are required to be independent of the Career Center, and to meet our other ethical responsibilities, in accordance with the relevant ethical requirements relating to our audit. We believe that the audit evidence we have obtained is sufficient and appropriate to provide a basis for our audit opinions.

Responsibilities of Management for the Financial Statements

Management is responsible for the preparation and fair presentation of the financial statements in accordance with accounting principles generally accepted in the United States of America, and for the design, implementation, and maintenance of internal control relevant to the preparation and fair presentation of financial statements that are free from material misstatement, whether due to fraud or error. In preparing the financial statements, management is required to evaluate whether there are conditions or events, considered in the aggregate, that raise substantial doubt about the Career Center's ability to continue as a going concern for twelve months beyond the financial statement date, including any currently known information that may raise substantial doubt shortly thereafter.

Auditor's Responsibilities for the Audit of the Financial Statements

Our objectives are to obtain reasonable assurance about whether the financial statements as a whole are free from material misstatement, whether due to fraud or error, and to issue an auditor's report that includes our opinions. Reasonable assurance is a high level of assurance but is not absolute assurance and therefore is not a guarantee that an audit conducted in accordance with GAAS and *Government Auditing Standards* will always detect a material misstatement when it exists. The risk of not detecting a material misstatement resulting from fraud is higher than for one resulting from error, as fraud may involve collusion, forgery, intentional omissions, misrepresentations, or the override of internal control. Misstatements are considered material if there is a substantial likelihood that, individually or in the aggregate, they would influence the judgment made by a reasonable user based on the financial statements.

In performing an audit in accordance with GAAS and *Government Auditing Standards*, we

- exercise professional judgment and maintain professional skepticism throughout the audit.
- identify and assess the risks of material misstatement of the financial statements, whether due to fraud or error, and design and perform audit procedures responsive to those risks. Such procedures include examining, on a test basis, evidence regarding the amounts and disclosures in the financial statements.
- obtain an understanding of internal control relevant to the audit in order to design audit procedures that are appropriate in the circumstances, but not for the purpose of expressing an opinion on the effectiveness of the Career Center's internal control. Accordingly, no such opinion is expressed.
- evaluate the appropriateness of accounting policies used and the reasonableness of significant accounting estimates made by management, as well as evaluate the overall presentation of the financial statements.
- conclude whether, in our judgment, there are conditions or events, considered in the aggregate, that raise substantial doubt about the Career Center's ability to continue as a going concern for a reasonable period of time.

We are required to communicate with those charged with governance regarding, among other matters, the planned scope and timing of the audit, significant audit findings, and certain internal control-related matters that we identified during the audit.

Required Supplementary Information


Accounting principles generally accepted in the United States of America require that the management's discussion and analysis, and schedules of net pension and other post-employment benefit liabilities and pension and other post-employment benefit contributions be presented to supplement the basic financial statements. Such information is the responsibility of management and, although not a part of the basic financial statements, is required by the Governmental Accounting Standards Board who considers it to be an essential part of financial reporting for placing the basic financial statements in an appropriate operational, economic, or historical context. We have applied certain limited procedures to the required supplementary information in accordance with auditing standards generally accepted in the United States of America, which consisted of inquiries of management about the methods of preparing the information and comparing the information for consistency with management's responses to our inquiries, the basic financial statements, and other knowledge we obtained during our audit of the basic financial statements. We do not express an opinion or provide any assurance on the information because the limited procedures do not provide us with sufficient evidence to express an opinion or provide any assurance.

Supplementary Information

Our audit was conducted for the purpose of forming opinions on the financial statements that collectively comprise the Springfield-Clark Career Technology Center's basic financial statements. The accompanying schedule of expenditures of federal awards, as required by Title 2 U.S. *Code of Federal Regulations* Part 200, *Uniform Administrative Requirements, Cost Principles, and Audit Requirements for Federal Awards*, is presented for purposes of additional analysis and is not a required part of the basic financial statements. Such information is the responsibility of management and was derived from and relates directly to the underlying accounting and other records used to prepare the basic financial statements. The information has been subjected to the auditing procedures applied in the audit of the basic financial statements and certain additional procedures, including comparing and reconciling such information directly to the underlying accounting and other records used to prepare the basic financial statements or to the basic financial statements themselves, and other additional procedures in accordance with auditing standards generally accepted in the United States of America. In our opinion, the schedule of expenditures of federal awards is fairly stated, in all material respects, in relation to the basic financial statements as a whole.

Other Reporting Required by *Government Auditing Standards*

In accordance with *Government Auditing Standards*, we have also issued our report dated February 08, 2025, on our consideration of the Career Centers's internal control over financial reporting and our tests of its compliance with certain provisions of laws, regulations, contracts and grant agreements and other matters. The purpose of that report is solely to describe the scope of our testing of internal control over financial reporting and compliance and the results of that testing, and not to provide an opinion on the effectiveness of the Career Center's internal control over financial reporting or on compliance. That report is an integral part of an audit performed in accordance with *Government Auditing Standards* in considering the Career Center's internal control over financial reporting and compliance.



Columbus, Ohio
February 08, 2025

This page intentionally left blank.

**SPRINGFIELD-CLARK CAREER TECHNOLOGY CENTER
CLARK COUNTY, OHIO**

**MANAGEMENT'S DISCUSSION AND ANALYSIS
FOR THE FISCAL YEAR ENDED JUNE 30, 2024**

The management's discussion and analysis of the Springfield-Clark Career Technology Center (the "Center") financial performance provides an overall review of the Center's financial activities for the fiscal year ended June 30, 2024. The intent of this discussion and analysis is to look at the Center's financial performance as a whole; readers should also review the basic financial statements and the notes to the basic financial statements to enhance their understanding of the Center's financial performance.

Financial Highlights

Key financial highlights for fiscal year 2024 are as follows:

- In total, net position of governmental activities increased \$2,811,109 which represents a 71.16% increase from June 30, 2023's net position.
- General revenues accounted for \$13,576,107 in revenue or 75.57% of all revenues. Program specific revenues in the form of charges for services and sales and operating grants accounted for \$4,628,812 or 25.43% of total revenues of \$18,204,919.
- The Center had \$15,393,810 in expenses related to governmental activities; \$4,628,812 of these expenses were offset by program specific charges for services and operating grants and contributions. General revenues supporting governmental activities (primarily taxes and unrestricted grants and entitlements) were adequate to provide for these programs.
- The Center has one major fund: the general fund. The general fund had \$16,641,861 in revenues and \$14,542,249 in expenditures and other financing uses. The general fund's fund balance increased \$2,099,612 from \$11,451,584 to \$13,551,196.

Using these Basic Financial Statements

This annual report consists of a series of financial statements and notes to those statements. These statements are organized so the reader can understand the Center as a financial whole, an entire operating entity. The statements then proceed to provide an increasingly detailed look at specific financial activities.

The *statement of net position* and *statement of activities* provide information about the activities of the whole Center, presenting both an aggregate view of the Center's finances and a longer-term view of those finances. Fund financial statements provide the next level of detail. For governmental funds, these statements tell how services were financed in the short-term as well as what remains for future spending. The fund financial statements also look at the Center's most significant funds with all other nonmajor funds presented in total in one column. The Center has one major fund: the general fund.

Reporting the Center as a Whole

Statement of Net Position and the Statement of Activities

While this document contains the large number of funds used by the Center to provide programs and activities, the view of the Center as a whole looks at all financial transactions and asks the question, "How did we do financially during fiscal year 2024?" The statement of net position and the statement of activities answer this question. These statements include *all assets, deferred outflows of resources, liabilities, deferred inflows of resources, revenues and expenses* using the *accrual basis of accounting* similar to the accounting used by most private-sector companies. This basis of accounting will take into account all of the current year's revenues and expenses regardless of when cash is received or paid.

These two statements report the Center's *net position* and changes in that net position. This change in net position is important because it tells the reader that, for the Center as a whole, the *financial position* of the Center has improved or diminished. The causes of this change may be the result of many factors, some financial, some not. Non-financial factors include the Center's property tax base, current property tax laws in Ohio restricting revenue growth, facility conditions, required educational programs and other factors.

**SPRINGFIELD-CLARK CAREER TECHNOLOGY CENTER
CLARK COUNTY, OHIO**

**MANAGEMENT'S DISCUSSION AND ANALYSIS
FOR THE FISCAL YEAR ENDED JUNE 30, 2024**

In the statement of net position and the statement of activities, the governmental activities include the Center's programs and services, including instruction, support services, operation and maintenance of facilities, pupil transportation, extracurricular activities, and food service operations.

Reporting the Center's Most Significant Funds

Fund Financial Statements

Fund financial reports provide detailed information about the Center's major funds. The Center uses many funds to account for a multitude of financial transactions. However, these fund financial statements focus on the Center's most significant funds. The Center's major governmental fund is the general fund.

Governmental Funds

Most of the Center's activities are reported in governmental funds, which focus on how money flows into and out of those funds and the balances left at year-end available for spending in future periods. These funds are reported using an accounting method called *modified accrual* accounting, which measures cash and all other *financial assets* that can readily be converted to cash. The governmental fund financial statements provide a detailed *short-term* view of the Center's general government operations and the basic services it provides. Governmental fund information helps you determine whether there are more or fewer financial resources that can be spent in the near future to finance educational programs. The relationship (or differences) between governmental *activities* (reported in the statement of net position and the statement of activities) and governmental *funds* is reconciled in the basic financial statements.

Notes to the Basic Financial Statements

The notes provide additional information that is essential to a full understanding of the data provided in the government-wide and fund financial statements.

Required Supplementary Information

In addition to the basic financial statements and accompanying notes, this report also presents certain required supplementary information concerning the Center's schedule of revenues, expenditures and changes in fund balance - budget and actual (non-GAAP budgetary basis), net pension liability and net OPEB liability/asset.

THIS SPACE INTENTIONALLY LEFT BLANK

**SPRINGFIELD-CLARK CAREER TECHNOLOGY CENTER
CLARK COUNTY, OHIO**

**MANAGEMENT'S DISCUSSION AND ANALYSIS
FOR THE FISCAL YEAR ENDED JUNE 30, 2024**

The Center as a Whole

The statement of net position provides the perspective of the Center as a whole.

The table below provides a summary of the Center's net position at June 30, 2024 and June 30, 2023.

	Net Position	
	Governmental Activities <u>2024</u>	Governmental Activities <u>2023</u>
<u>Assets</u>		
Current and other assets	\$ 21,228,339	\$ 19,523,151
Net OPEB asset	910,306	1,209,109
Capital assets, net	<u>3,934,171</u>	<u>4,020,661</u>
Total assets	<u>26,072,816</u>	<u>24,752,921</u>
<u>Deferred Outflows of Resources</u>		
Pension	2,575,391	3,064,992
OPEB	<u>374,620</u>	<u>214,108</u>
Total deferred outflows of resources	<u>2,950,011</u>	<u>3,279,100</u>
<u>Liabilities</u>		
Current liabilities	1,852,665	1,815,180
Long-term liabilities:		
Due within one year	144,490	163,047
Due in more than one year:		
Net pension liability	12,258,705	12,551,252
Net OPEB liability	610,430	528,207
Other amounts	<u>971,048</u>	<u>999,003</u>
Total liabilities	<u>15,837,338</u>	<u>16,056,689</u>
<u>Deferred Inflows of Resources</u>		
Property taxes levied for next year	3,991,283	4,662,911
Pension	1,069,878	1,615,791
OPEB	<u>1,362,644</u>	<u>1,746,055</u>
Total deferred inflows of resources	<u>6,423,805</u>	<u>8,024,757</u>
<u>Net Position</u>		
Net investment in capital assets	3,417,545	3,614,830
Restricted	1,946,292	1,277,589
Unrestricted (deficit)	<u>1,397,847</u>	<u>(941,844)</u>
Total net position	<u>\$ 6,761,684</u>	<u>\$ 3,950,575</u>

**SPRINGFIELD-CLARK CAREER TECHNOLOGY CENTER
CLARK COUNTY, OHIO**

**MANAGEMENT'S DISCUSSION AND ANALYSIS
FOR THE FISCAL YEAR ENDED JUNE 30, 2024**

The net pension liability is reported pursuant to GASB Statement 68, "Accounting and Financial Reporting for Pensions—an Amendment of GASB Statement 27." The net other postemployment benefits (OPEB) liability/asset is reported pursuant to GASB Statement 75, "Accounting and Financial Reporting for Postemployment Benefits Other Than Pensions." For reasons discussed below, many end users of this financial statement will gain a clearer understanding of the Center's actual financial condition by adding deferred inflows related to pension and OPEB, the net pension liability and the net OPEB liability to the reported net position and subtracting deferred outflows related to pension and OPEB and the net OPEB asset.

Governmental Accounting Standards Board standards are national and apply to all government financial reports prepared in accordance with generally accepted accounting principles. Prior accounting for pensions (GASB 27) and postemployment benefits (GASB 45) focused on a funding approach. This approach limited pension and OPEB costs to contributions annually required by law, which may or may not be sufficient to fully fund each plan's *net pension liability* or *net OPEB liability*. GASB 68 and GASB 75 take an earnings approach to pension and OPEB accounting; however, the nature of Ohio's statewide pension/OPEB plans and state law governing those systems requires additional explanation in order to properly understand the information presented in these statements.

GASB 68 and GASB 75 require the net pension liability and the net OPEB liability to equal the Center's proportionate share of each plan's collective:

1. Present value of estimated future pension/OPEB benefits attributable to active and inactive employees' past service.
2. Minus plan assets available to pay these benefits.

GASB notes that pension and OPEB obligations, whether funded or unfunded, are part of the "employment exchange" – that is, the employee is trading his or her labor in exchange for wages, benefits, and the promise of a future pension and other postemployment benefits. GASB noted that the unfunded portion of this promise is a present obligation of the government, part of a bargained-for benefit to the employee, and should accordingly be reported by the government as a liability since they received the benefit of the exchange. However, the Center is not responsible for certain key factors affecting the balance of these liabilities. In Ohio, the employee shares the obligation of funding pension benefits with the employer. Both employer and employee contribution rates are capped by State statute. A change in these caps requires action of both Houses of the General Assembly and approval of the Governor. Benefit provisions are also determined by State statute. The Ohio Revised Code permits, but does not require, the retirement systems to provide healthcare to eligible benefit recipients. The retirement systems may allocate a portion of the employer contributions to provide for these OPEB benefits.

The employee enters the employment exchange with the knowledge that the employer's promise is limited not by contract but by law. The employer enters the exchange also knowing that there is a specific, legal limit to its contribution to the retirement system. In Ohio, there is no legal means to enforce the unfunded liability of the pension/OPEB plan *as against the public employer*. State law operates to mitigate/lessen the moral obligation of the public employer to the employee, because all parties enter the employment exchange with notice as to the law. The retirement system is responsible for the administration of the pension and OPEB plans.

Most long-term liabilities have set repayment schedules or, in the case of compensated absences (i.e. sick and vacation leave), are satisfied through paid time-off or termination payments. There is no repayment schedule for the net pension liability or the net OPEB liability. As explained above, changes in benefits, contribution rates, and return on investments affect the balance of these liabilities but are outside the control of the local government. In the event that contributions, investment returns, and other changes are insufficient to keep up with required payments, State statute does not assign/identify the responsible party for the unfunded portion. Due to the unique nature of how the net pension liability and the net OPEB liability are satisfied, these liabilities are separately identified within the long-term liability section of the statement of net position.

In accordance with GASB 68 and GASB 75, the Center's statements prepared on an accrual basis of accounting include an annual pension expense and an annual OPEB expense for their proportionate share of each plan's *change* in net pension liability and net OPEB liability, respectively, not accounted for as deferred inflows/outflows.

Over time, net position can serve as a useful indicator of a government's financial position. At June 30, 2024, the Center's assets plus deferred outflows of resources exceeded liabilities plus deferred inflows of resources by \$6,761,684.

**SPRINGFIELD-CLARK CAREER TECHNOLOGY CENTER
CLARK COUNTY, OHIO**

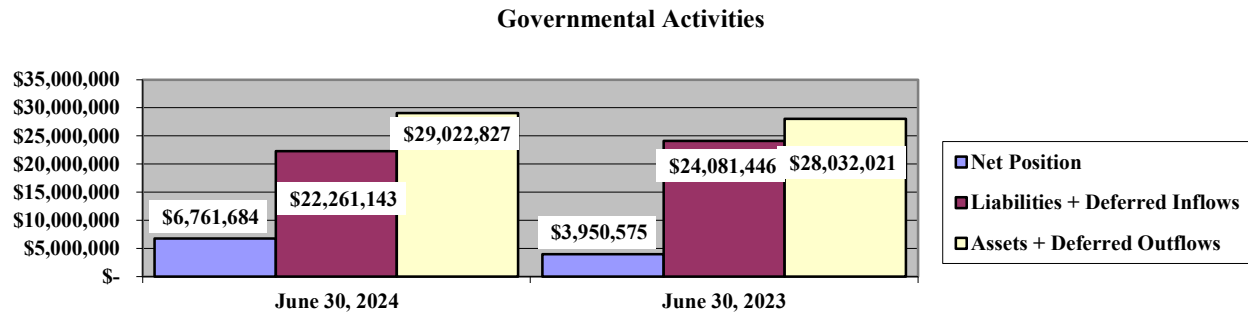
**MANAGEMENT'S DISCUSSION AND ANALYSIS
FOR THE FISCAL YEAR ENDED JUNE 30, 2024**

Assets of the Center increased \$1,319,895, or 5.33%. Current and other assets increased primarily due to an increase in equity in pooled cash and cash equivalents.

At year-end, capital assets represented 15.09% of total assets. Capital assets include land, land improvements, buildings and improvements, furniture, fixtures and equipment, vehicles, and intangible right to use assets. Net investment in capital assets at June 30, 2024, was \$3,417,545. These capital assets are used to provide services to the students and are not available for future spending. Although the Center's investment in capital assets is reported net of related debt, it should be noted that the resources to repay the debt must be provided from other sources, since capital assets may not be used to liquidate these liabilities. Capital assets decreased due to current year depreciation/amortization and disposals, net of accumulated depreciation/amortization exceeding additions.

A portion of the Center's net position, \$1,946,292 represents resources that are subject to external restriction on how they may be used. The remaining balance of unrestricted net position is \$1,397,847.

The graph below shows the Center's assets, deferred outflows of resources, liabilities, deferred inflows of resources and net position at June 30, 2024 and June 30, 2023.



The table below shows the change in net position for fiscal years 2024 and 2023.

	Change in Net Position	
	Governmental Activities <u>2024</u>	Governmental Activities <u>2023</u>
<u>Revenues</u>		
Program revenues:		
Charges for services and sales	\$ 494,737	\$ 433,956
Operating grants and contributions	4,134,075	3,810,447
General revenues:		
Property taxes	7,295,010	6,200,975
Grants and entitlements - unrestricted	5,717,901	4,870,602
Investment earnings	545,914	269,792
Miscellaneous	17,282	21,381
Total revenues	<u>18,204,919</u>	<u>15,607,153</u>

(Continued)

**SPRINGFIELD-CLARK CAREER TECHNOLOGY CENTER
CLARK COUNTY, OHIO**

**MANAGEMENT'S DISCUSSION AND ANALYSIS
FOR THE FISCAL YEAR ENDED JUNE 30, 2024**

Change in Net Position (Continued)

	Governmental Activities <u>2024</u>	Governmental Activities <u>2023</u>
<u>Expenses</u>		
Program expenses:		
Instruction:		
Special	\$ 559,025	\$ 752,360
Vocational	8,160,559	8,112,080
Adult/continuing	-	1,363
Other	132,806	126,002
Support services:		
Pupil	1,088,116	644,943
Instructional staff	1,072,598	975,504
Board of education	24,906	39,520
Administration	1,229,303	675,114
Fiscal	562,336	587,005
Business	4,120	7,047
Operations and maintenance	1,525,693	1,948,796
Pupil transportation	63,246	58,280
Central	141,208	21,668
Operations of non-instructional services:		
Food service operations	406,763	305,762
Other non-instructional services	59,324	153,241
Shared services	311,794	231,334
Extracurricular activities	41,951	40,434
Interest and fiscal charges	<u>10,062</u>	<u>7,869</u>
Total expenses	<u>15,393,810</u>	<u>14,688,322</u>
Change in net position	2,811,109	918,831
Net position at beginning of year	<u>3,950,575</u>	<u>3,031,744</u>
Net position at end of year	<u><u>\$ 6,761,684</u></u>	<u><u>\$ 3,950,575</u></u>

Governmental Activities

Net position of the Center's governmental activities increased \$2,811,109. Total governmental expenses of \$15,393,810 were offset by program revenues of \$4,628,812 and general revenues of \$13,576,107. Program revenues supported 30.07% of the total governmental expenses.

The primary sources of revenue for governmental activities are derived from property taxes and unrestricted grants and entitlements from the State. These revenue sources account for 71.48% of total governmental revenue. Property tax revenue increased primarily due to an increase in advances available at June 30, 2024. Unrestricted grants and entitlements increased due to the State's changes to the funding formula. Investment earnings increased due to an increase in interest rates on the Center's investments.

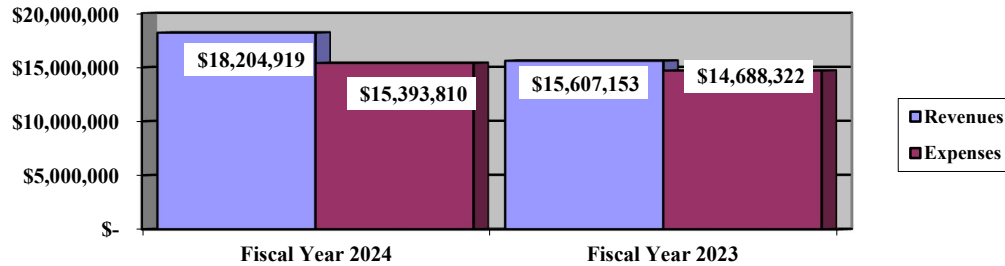
Overall, expenses of the governmental activities increased \$705,488 or 4.80%. This increase is primarily the result of an increase in salaries and benefits.

**SPRINGFIELD-CLARK CAREER TECHNOLOGY CENTER
CLARK COUNTY, OHIO**

**MANAGEMENT'S DISCUSSION AND ANALYSIS
FOR THE FISCAL YEAR ENDED JUNE 30, 2024**

The graph below presents the Center's governmental activities revenue and expenses for fiscal years 2024 and 2023.

Governmental Activities - Revenues and Expenses



The statement of activities shows the cost of program services and the charges for services and grants offsetting those services. The following table shows, for governmental activities, the total cost of services and the net cost of services. That is, it identifies the cost of these services supported by tax revenue and unrestricted state grants and entitlements.

Governmental Activities

	Total Cost of Services <u>2024</u>	Net Cost of Services <u>2024</u>	Total Cost of Services <u>2023</u>	Net Cost of Services <u>2023</u>
Program expenses				
Instruction:				
Special	\$ 559,025	\$ (357,150)	\$ 752,360	\$ 39,901
Vocational	8,160,559	5,527,480	8,112,080	5,427,735
Adult/continuing	-	-	1,363	(550)
Other	132,806	132,806	126,002	126,002
Support services:				
Pupil	1,088,116	908,897	644,943	490,628
Instructional staff	1,072,598	945,429	975,504	869,334
Board of education	24,906	24,906	39,520	39,520
Administration	1,229,303	1,229,303	675,114	675,114
Fiscal	562,336	560,723	587,005	586,402
Business	4,120	4,120	7,047	7,047
Operations and maintenance	1,525,693	1,516,673	1,948,796	1,917,256
Pupil transportation	63,246	63,246	58,280	58,280
Central	141,208	141,208	21,668	21,668
Operations of non-instructional services:				
Food service operations	406,763	(14,543)	305,762	(210,126)
Other non-instructional services	59,324	59,324	153,241	153,241
Shared services	311,794	(8,280)	231,334	201,623
Extracurricular activities	41,951	20,794	40,434	32,975
Interest and fiscal charges	10,062	10,062	7,869	7,869
Total	\$ 15,393,810	\$ 10,764,998	\$ 14,688,322	\$ 10,443,919

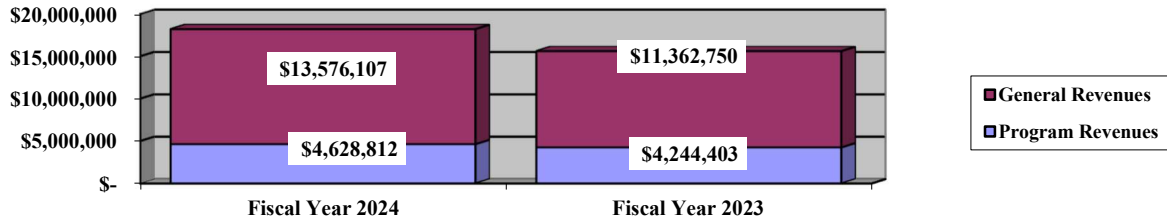
The dependence upon tax and other general revenues for governmental activities is apparent as 59.91% of instruction activities are supported through taxes and other general revenues. For all governmental activities, general revenue support is 69.93%. The Center's taxpayers and unrestricted grants and entitlements are the primary support for the Center's students.

**SPRINGFIELD-CLARK CAREER TECHNOLOGY CENTER
CLARK COUNTY, OHIO**

**MANAGEMENT'S DISCUSSION AND ANALYSIS
FOR THE FISCAL YEAR ENDED JUNE 30, 2024**

The graph below presents the Center's governmental activities revenue for fiscal years 2024 and 2023.

Governmental Activities - General and Program Revenues



The Center's Funds

The Center's governmental funds reported a combined fund balance of \$14,587,050, which is higher than last year's total of \$12,457,922.

The schedule below indicates the fund balance and the total change in fund balance as of June 30, 2024 and 2023.

	Fund Balance <u>June 30, 2024</u>	Fund Balance <u>June 30, 2023</u>	<u>Change</u>	Percentage <u>Change</u>
General fund	\$ 13,551,196	\$ 11,451,584	\$ 2,099,612	18.33 %
Other governmental funds	<u>1,035,854</u>	<u>1,006,338</u>	<u>29,516</u>	2.93 %
Total	<u>\$ 14,587,050</u>	<u>\$ 12,457,922</u>	<u>\$ 2,129,128</u>	17.09 %

THIS SPACE INTENTIONALLY LEFT BLANK

**SPRINGFIELD-CLARK CAREER TECHNOLOGY CENTER
CLARK COUNTY, OHIO**

**MANAGEMENT'S DISCUSSION AND ANALYSIS
FOR THE FISCAL YEAR ENDED JUNE 30, 2024**

General Fund

During fiscal year 2024, the Center's general fund balance increased \$2,099,612. The table that follows assists in illustrating the financial activities of the general fund.

	2024 <u>Amount</u>	2023 <u>Amount</u>	<u>Change</u>	Percentage <u>Change</u>
<u>Revenues</u>				
Property taxes	\$ 7,095,040	\$ 6,218,619	\$ 876,421	14.09 %
Tuition	96,650	79,883	16,767	20.99 %
Earnings on investments	531,221	264,981	266,240	100.48 %
Intergovernmental	8,830,484	7,424,059	1,406,425	18.94 %
Other revenues	88,466	123,302	(34,836)	(28.25) %
Total	<u>\$ 16,641,861</u>	<u>\$ 14,110,844</u>	<u>\$ 2,531,017</u>	17.94 %
<u>Expenditures</u>				
Instruction	\$ 8,717,275	\$ 8,276,977	\$ 440,298	5.32 %
Support services	5,452,606	5,001,360	451,246	9.02 %
Non-instructional services	59,324	140,765	(81,441)	(57.86) %
Extracurricular activities	30,104	30,866	(762)	(2.47) %
Capital outlay	-	44,800	(44,800)	(100.00) %
Debt service	102,940	111,504	(8,564)	(7.68) %
Total	<u>\$ 14,362,249</u>	<u>\$ 13,606,272</u>	<u>\$ 755,977</u>	5.56 %

Revenues of the general fund increased \$2,531,017 or 17.94%. Property taxes increased \$876,421 or 14.09% due to an increase in property taxes available for advance. Intergovernmental revenue increased \$1,406,425 or 18.94% due to the State's changes to the funding formula. Earnings on investment increased \$266,240 or 100.48% due to an increase in earnings on investment because of current economic conditions.

Expenditures increased \$755,977 or 5.56%. Support services and instruction increased due to salary and benefit increases.

General Fund Budgeting Highlights

The Center's budget is prepared according to Ohio law and is based on accounting for certain transactions on a basis of cash receipts, disbursements and encumbrances. The most significant budgeted fund is the general fund.

During the course of fiscal year 2024, the Center amended its general fund estimated revenue budget. For the general fund, original budgeted revenues were \$13,613,837 and final budgeted revenues and other financing sources were \$15,474,939. Actual revenues and other financing sources of \$15,586,764 were \$111,825 higher than final budgeted revenues and other financing sources.

General fund actual expenditures plus other financing uses of \$14,741,109 were \$2,146,943 lower than final appropriations (appropriated expenditures plus other financing uses) of \$16,888,052. Original appropriations were \$15,868,010.

**SPRINGFIELD-CLARK CAREER TECHNOLOGY CENTER
CLARK COUNTY, OHIO**

**MANAGEMENT'S DISCUSSION AND ANALYSIS
FOR THE FISCAL YEAR ENDED JUNE 30, 2024**

Capital Assets and Debt Administration

Capital Assets

At the end of fiscal year 2024, the Center had \$3,934,171 invested in land, land improvements, buildings and improvements, furniture, fixtures and equipment, vehicles, and intangible right to use assets. This entire amount is reported in governmental activities. The table that follows shows June 30, 2024 balances compared to June 30, 2023:

**Capital Assets at June 30
(Net of Depreciation/Amortization)**

	Governmental Activities	
	<u>2024</u>	<u>2023</u>
Land	\$ 647,488	\$ 647,488
Construction in progress	54,279	-
Land improvements	122,579	80,891
Buildings and improvements	2,044,587	2,208,874
Furniture, fixtures and equipment	993,675	969,555
Vehicles	57,709	65,297
Intangible right to use assets	<u>13,854</u>	<u>48,556</u>
Total	<u>\$ 3,934,171</u>	<u>\$ 4,020,661</u>

Capital assets decreased \$86,490 during fiscal year 2024. The Center had \$268,021 in additions, \$1,801 in disposals (net of accumulated depreciation/amortization), and \$352,710 in depreciation/amortization.

See Note 8 to the basic financial statements for detail on the Center's capital assets.

Debt Administration

At June 30, 2024 the Center had \$313,842 in House Bill (HB) 264 bonds and SBITAs outstanding. Of this total, \$73,842 is due within one year and \$240,000 is due in more than one year. The table below summarizes the long-term obligations outstanding.

Outstanding Debt, at Year End

	Activities	Activities
	<u>2024</u>	<u>2023</u>
HB 264 Bonds	\$ 300,000	\$ 360,000
Leases payable	-	18,821
SBITAs payable	<u>13,842</u>	<u>27,010</u>
Total	<u>\$ 313,842</u>	<u>\$ 405,831</u>

See Note 13 to the basic financial statements for detail on the Center's debt administration.

**SPRINGFIELD-CLARK CAREER TECHNOLOGY CENTER
CLARK COUNTY, OHIO**

**MANAGEMENT'S DISCUSSION AND ANALYSIS
FOR THE FISCAL YEAR ENDED JUNE 30, 2024**

For the Future

Springfield-Clark Career Technology Center is currently a formula district in FY24 and is expected to continue as a formula district in FY25-FY28 on the new Fair School Funding Plan (FSFP). The state foundation funding formula has gone through many changes in recent years. The most recent funding formula began in FY14. It was dropped in FY19 after six (6) years, followed by no foundation formula for two (2) years in FY20 and FY21, then HB110, as amended by HB583 for FY22 and FY23, with continuation of this formula in HB33 for FY24 and FY25. The current formula introduced many changes to how state foundation is calculated, and expenses deducted from state funding.

Overview of Key Factors that Influence State Basic Aid in the Fair School Funding Plan

- A. Student Population and Demographics
- B. Property Valuation
- C. Personal Income of District Residents
- D. Historical Funding- CAPS and Guarantees from prior funding formulas

Base Cost Approach- Unrestricted Basic Aid Foundation Funding

The current funding formula uses FY22 statewide average district costs and developed a base cost approach that includes minimum service levels and student-teacher ratios to calculate a unique base cost for each district. Newer, more up-to-date statewide average prices will not update for FY24 and FY25 and remain frozen at FY22 levels, while other factors impacting a district's local capacity will update for FY24. Base costs per pupil include funding for five (5) areas:

- 1. Teacher Base Cost (4 subcomponents)
- 2. Student Support (7 subcomponents-including a restricted Student Wellness component)
- 3. District Leadership & Accountability (7 subcomponents)
- 4. Building Leadership & Operations (3 subcomponents)
- 5. Athletic Co-curricular (contingent on participation)

The Center is constantly looking at ways to live within the budget. The Center is always looking at ways to do the things more efficiently and cheaper. As a vocational school, the Center is required to spend 75% of the weighted funds on vocational programs. This includes items such as; textbooks, workbooks, supplies, technology, equipment, etc.

The Springfield-Clark Career Technology Center is committed to providing the students of Clark County the best vocational education resources to enhance their learning capabilities. In order to do this, the Center must find ways to be innovative in the delivery methods, which includes using the most recent technology that industries are using. The Center can achieve this by living within their means and spending weighted and grant funds wisely.

Contacting the Center's Financial Management

This financial report is designed to provide our citizens, taxpayers, investors and creditors with a general overview of the Center's finances and to show the Center's accountability for the money it receives. If you have questions about this report or need additional financial information contact Ms. Julie Wallace, Treasurer, Springfield-Clark Career Technology Center, 1901 Selma Road, Springfield, Ohio 45505.

THIS PAGE IS INTENTIONALLY LEFT BLANK

**SPRINGFIELD-CLARK CAREER TECHNOLOGY CENTER
CLARK COUNTY, OHIO**

STATEMENT OF NET POSITION
JUNE 30, 2024

	Governmental Activities
Assets:	
Equity in pooled cash and cash equivalents	\$ 14,259,415
Receivables:	
Property taxes	6,813,705
Accrued interest	30,235
Intergovernmental	49,326
Prepayments	46,246
Materials and supplies inventory	20,877
Inventory held for resale	8,535
Net OPEB asset	910,306
Capital assets:	
Nondepreciable capital assets	701,767
Depreciable capital assets, net	3,232,404
Capital assets, net	3,934,171
Total assets	<u>26,072,816</u>
Deferred outflows of resources:	
Pension	2,575,391
OPEB	374,620
Total deferred outflows of resources	<u>2,950,011</u>
Liabilities:	
Accounts payable	136,239
Contracts payable	202,784
Accrued wages and benefits payable	1,289,274
Intergovernmental payable	42,394
Pension and postemployment benefits payable	180,527
Accrued interest payable	1,447
Long-term liabilities:	
Due within one year	144,490
Due in more than one year:	
Net pension liability	12,258,705
Net OPEB liability	610,430
Other amounts due in more than one year	971,048
Total liabilities	<u>15,837,338</u>
Deferred inflows of resources:	
Property taxes levied for the next fiscal year	3,991,283
Pension	1,069,878
OPEB	1,362,644
Total deferred inflows of resources	<u>6,423,805</u>
Net position:	
Net investment in capital assets	3,417,545
Restricted for:	
Capital projects	70,190
OPEB	910,306
State funded programs	9,625
Food service operations	575,221
Extracurricular programs	43,180
Other purposes	337,770
Unrestricted	1,397,847
Total net position	<u>\$ 6,761,684</u>

SEE ACCOMPANYING NOTES TO THE BASIC FINANCIAL STATEMENTS

**SPRINGFIELD-CLARK CAREER TECHNOLOGY CENTER
CLARK COUNTY, OHIO**

STATEMENT OF ACTIVITIES
FOR THE FISCAL YEAR ENDED JUNE 30, 2024

		Program Revenues		Net (Expense) Revenue and Changes in Net Position
	Expenses	Charges for Services and Sales	Operating Grants and Contributions	Governmental Activities
Governmental activities:				
Instruction:				
Special	\$ 559,025	\$ -	\$ 916,175	\$ 357,150
Vocational	8,160,559	158,814	2,474,265	(5,527,480)
Other	132,806	-	-	(132,806)
Support services:				
Pupil	1,088,116	-	179,219	(908,897)
Instructional staff	1,072,598	-	127,169	(945,429)
Board of education	24,906	-	-	(24,906)
Administration	1,229,303	-	-	(1,229,303)
Fiscal	562,336	-	1,613	(560,723)
Business	4,120	-	-	(4,120)
Operations and maintenance	1,525,693	9,020	-	(1,516,673)
Pupil transportation	63,246	-	-	(63,246)
Central	141,208	-	-	(141,208)
Operation of non-instructional services:				
Food service operations	406,763	179,547	241,759	14,543
Other non-instructional services	59,324	-	-	(59,324)
Shared services	311,794	136,405	183,669	8,280
Extracurricular activities	41,951	10,951	10,206	(20,794)
Interest and fiscal charges	10,062	-	-	(10,062)
Totals	\$ 15,393,810	\$ 494,737	\$ 4,134,075	(10,764,998)
General revenues:				
Property taxes levied for:				
General purposes				7,295,010
Grants and entitlements not restricted to specific programs				5,717,901
Investment earnings				545,914
Miscellaneous				17,282
Total general revenues				<u>13,576,107</u>
Change in net position				2,811,109
Net position at beginning of year				<u>3,950,575</u>
Net position at end of year				<u><u>\$ 6,761,684</u></u>

SEE ACCOMPANYING NOTES TO THE BASIC FINANCIAL STATEMENTS

**SPRINGFIELD-CLARK CAREER TECHNOLOGY CENTER
CLARK COUNTY, OHIO**

BALANCE SHEET
GOVERNMENTAL FUNDS
JUNE 30, 2024

	General	Nonmajor Governmental Funds	Total Governmental Funds
Assets:			
Equity in pooled cash and cash equivalents	\$ 13,077,016	\$ 1,182,399	\$ 14,259,415
Receivables:			
Property taxes	6,813,705	-	6,813,705
Accrued interest	30,103	132	30,235
Intergovernmental	19,454	29,872	49,326
Prepayments	46,246	-	46,246
Materials and supplies inventory	18,371	2,506	20,877
Inventory held for resale	-	8,535	8,535
Total assets	<u>\$ 20,004,895</u>	<u>\$ 1,223,444</u>	<u>\$ 21,228,339</u>
Liabilities:			
Accounts payable	\$ 136,239	\$ -	\$ 136,239
Contracts payable	100,755	102,029	202,784
Accrued wages and benefits payable	1,231,767	57,507	1,289,274
Compensated absences payable	20,328	-	20,328
Intergovernmental payable	40,854	1,540	42,394
Pension and postemployment benefits payable	154,145	26,382	180,527
Total liabilities	<u>1,684,088</u>	<u>187,458</u>	<u>1,871,546</u>
Deferred inflows of resources:			
Property taxes levied for the next fiscal year	3,991,283	-	3,991,283
Delinquent property tax revenue not available	728,771	-	728,771
Intergovernmental revenue not available	19,454	-	19,454
Accrued interest not available	30,103	132	30,235
Total deferred inflows of resources	<u>4,769,611</u>	<u>132</u>	<u>4,769,743</u>
Fund balances:			
Nonspendable:			
Materials and supplies inventory	18,371	2,506	20,877
Prepays	46,246	-	46,246
Restricted:			
Food service operations	-	572,715	572,715
State funded programs	-	9,625	9,625
Extracurricular programs	-	43,180	43,180
Other purposes	-	337,638	337,638
Assigned:			
Student instruction	3,536	-	3,536
Student and staff support	67,887	-	67,887
Subsequent year's appropriations	670,723	-	670,723
Capital projects	-	70,190	70,190
Unassigned	<u>12,744,433</u>	<u>-</u>	<u>12,744,433</u>
Total fund balances	<u>13,551,196</u>	<u>1,035,854</u>	<u>14,587,050</u>
Total liabilities, deferred inflows and fund balances	<u>\$ 20,004,895</u>	<u>\$ 1,223,444</u>	<u>\$ 21,228,339</u>

SEE ACCOMPANYING NOTES TO THE BASIC FINANCIAL STATEMENTS

**SPRINGFIELD-CLARK CAREER TECHNOLOGY CENTER
CLARK COUNTY, OHIO**

RECONCILIATION OF TOTAL GOVERNMENTAL FUND BALANCES TO
NET POSITION OF GOVERNMENTAL ACTIVITIES
JUNE 30, 2024

Total governmental fund balances		\$ 14,587,050
<i>Amounts reported for governmental activities on the statement of net position are different because:</i>		
Capital assets used in governmental activities are not financial resources and therefore are not reported in the funds.		3,934,171
Other long-term assets are not available to pay for current-period expenditures and therefore are deferred inflows in the funds.		
Property taxes receivable	\$ 728,771	
Accrued interest receivable	30,235	
Intergovernmental receivable	19,454	
Total		778,460
Accrued interest payable is not due and payable in the current period and therefore is not reported in the funds.		(1,447)
The net pension/OPEB assets & liabilities are not due and payable in the current period; therefore, the assets, liabilities and related deferred inflows/outflows are not reported in governmental funds.		
Deferred outflows - pension	2,575,391	
Deferred inflows - pension	(1,069,878)	
Net pension liability	(12,258,705)	
Deferred outflows - OPEB	374,620	
Deferred inflows - OPEB	(1,362,644)	
Net OPEB asset	910,306	
Net OPEB liability	(610,430)	
Total		(11,441,340)
Long-term liabilities, including bonds payable, are not due and payable in the current period and therefore are not reported in the funds.		
HB 264 bonds	(300,000)	
SBITA payable	(13,842)	
Compensated absences	(781,368)	
Total		(1,095,210)
Net position of governmental activities		<u><u>\$ 6,761,684</u></u>

SEE ACCOMPANYING NOTES TO THE BASIC FINANCIAL STATEMENTS

**SPRINGFIELD-CLARK CAREER TECHNOLOGY CENTER
CLARK COUNTY, OHIO**

STATEMENT OF REVENUES, EXPENDITURES AND CHANGES IN FUND BALANCES
GOVERNMENTAL FUNDS
FOR THE FISCAL YEAR ENDED JUNE 30, 2024

	<u>General</u>	<u>Nonmajor Governmental Funds</u>	<u>Total Governmental Funds</u>
Revenues:			
From local sources:			
Property taxes	\$ 7,095,040	\$ -	\$ 7,095,040
Intergovernmental	8,830,484	979,727	9,810,211
Investment earnings	531,221	11,669	542,890
Tuition and fees	96,650	-	96,650
Extracurricular	-	10,951	10,951
Rental income	9,020	-	9,020
Charges for services	62,164	315,952	378,116
Contributions and donations	2,582	23,018	25,600
Miscellaneous	14,700	15,694	30,394
Total revenues	<u>16,641,861</u>	<u>1,357,011</u>	<u>17,998,872</u>
Expenditures:			
Current:			
Instruction:			
Special	588,136	-	588,136
Vocational	7,990,982	455,466	8,446,448
Other	138,157	-	138,157
Support services:			
Pupil	1,120,265	3,899	1,124,164
Instructional staff	949,810	127,169	1,076,979
Board of education	25,638	-	25,638
Administration	1,264,915	-	1,264,915
Fiscal	576,308	321	576,629
Business	4,120	-	4,120
Operations and maintenance	1,329,544	18,134	1,347,678
Pupil transportation	42,922	20,375	63,297
Central	139,084	-	139,084
Operation of non-instructional services:			
Food service operations	-	410,407	410,407
Other non-instructional services	59,324	-	59,324
Shared services	-	311,794	311,794
Extracurricular activities	30,104	13,230	43,334
Facilities acquisition and construction	-	146,700	146,700
Debt service:			
Principal retirement	91,989	-	91,989
Interest and fiscal charges	10,951	-	10,951
Total expenditures	<u>14,362,249</u>	<u>1,507,495</u>	<u>15,869,744</u>
Excess (deficiency) of revenues over (under) expenditures	<u>2,279,612</u>	<u>(150,484)</u>	<u>2,129,128</u>
Other financing sources and (uses):			
Transfers in	-	180,000	180,000
Transfers (out)	(180,000)	-	(180,000)
Total other financing sources and (uses)	<u>(180,000)</u>	<u>180,000</u>	<u>-</u>
Net change in fund balances	2,099,612	29,516	2,129,128
Fund balances at beginning of year	<u>11,451,584</u>	<u>1,006,338</u>	<u>12,457,922</u>
Fund balances at end of year	<u>\$ 13,551,196</u>	<u>\$ 1,035,854</u>	<u>\$ 14,587,050</u>

SEE ACCOMPANYING NOTES TO THE BASIC FINANCIAL STATEMENTS

**SPRINGFIELD-CLARK CAREER TECHNOLOGY CENTER
CLARK COUNTY, OHIO**

RECONCILIATION OF THE STATEMENT OF REVENUES, EXPENDITURES
AND CHANGES IN FUND BALANCES OF GOVERNMENTAL FUNDS
TO THE STATEMENT OF ACTIVITIES
FOR THE FISCAL YEAR ENDED JUNE 30, 2024

Net change in fund balances - total governmental funds	\$	2,129,128
---	----	-----------

*Amounts reported for governmental activities in the
statement of activities are different because:*

Governmental funds report capital outlays as expenditures.
However, in the statement of activities, the cost of those
assets is allocated over their estimated useful lives as
depreciation/amortization expense.

Capital asset additions	\$ 268,021	
Current year depreciation/amortization	<u>(352,710)</u>	
Total		(84,689)

The net effect of various miscellaneous transactions involving capital assets (i.e., sales, disposals, trade-ins, and donations) is to decrease net position.	(1,801)
---	---------

Revenues in the statement of activities that do not provide
current financial resources are not reported as revenues in
the funds.

Property taxes	199,970	
Earnings on investments	14,693	
Intergovernmental	<u>(8,616)</u>	
Total		206,047

Repayment of bond, lease and SBITA principal is an expenditure in the governmental funds, but the repayment reduces long-term liabilities on the statement of net position.	91,989
---	--------

In the statement of activities, interest is accrued on outstanding bonds, whereas in governmental funds, an interest expenditure is reported when due. The following items resulted in additional interest being reported in the statement of activities: Change in accrued interest payable	889
--	-----

Contractually required contributions are reported as expenditures in
governmental funds; however, the statement of net position reports
these amounts as deferred outflows.

Pension	1,230,568	
OPEB	<u>13,748</u>	
Total		1,244,316

Except for amounts reported as deferred inflows/outflows, changes
in the net pension/OPEB liability/asset are reported as
pension/OPEB expense in the statement of activities.

Pension	(881,709)	
OPEB	<u>149,149</u>	
Total		(732,560)

Some expenses reported in the statement of activities, such as compensated absences, do not require the use of current financial resources and therefore are not reported as expenditures in governmental funds.	<u>(42,210)</u>
---	-----------------

Change in net position of governmental activities	\$	2,811,109
--	-----------	------------------

SEE ACCOMPANYING NOTES TO THE BASIC FINANCIAL STATEMENTS

**SPRINGFIELD-CLARK CAREER TECHNOLOGY CENTER
CLARK COUNTY, OHIO**

**NOTES TO THE BASIC FINANCIAL STATEMENTS
FOR THE FISCAL YEAR ENDED JUNE 30, 2024**

NOTE 1 - DESCRIPTION OF THE CENTER AND REPORTING ENTITY

The Springfield-Clark Career Technology Center (the “Center”) is a joint vocational school district as defined by Section 3322.28 of the Ohio Revised Code. The Center is a body politic and corporate established for the purpose of exercising the rights and privileges conveyed to it by the constitution and laws of the State of Ohio.

The Springfield-Clark County “JVS Plan” was approved by the State Department of Education on April 13, 1964. On May 18, 1964, the Springfield-Clark County Joint Vocational School Board of Education was organized. The Board is comprised of two (2) members of the Springfield City Board of Education (the “City School District”) and one (1) from the Clark County Educational Service Center (the “Educational Service Center”). The number of representatives from the City School District and the Educational Service Center was based on the student population at the time. The City School District and the Educational Service center each selected who will also serve as members of the board of the Center. In 1998, the Board of Education passed a resolution to expand from the five (5) board members to a nine (9) member Board of Education with Local, Educational Service Center, and City School District representatives. Each district including: Clark-Shawnee Local, Greenon Local, Northeastern Local, Northwestern Local, Southeastern Local, and Tecumseh Local would have one (1) seat. The ESC would have one (1) seat and the City School District would have two (2) seats. The Center is staffed by 43 classified employees, 70 certified teaching personnel, and 8 administrative employees who provide services to 816 students and other community members. The Center currently operates six (6) instructional buildings and an administrative building. During 2008, our name was changed from Joint Vocational School to Career Technology Center.

The school systems participating in the Center include: Springfield City, Northeastern Local, Southeastern Local, Clark-Shawnee Local, Greenon Local, Tecumseh Local and Northwestern Local. Each of these districts may send students to the Center, which offers students job training leading to employment upon graduation from high school. Each of the participating districts appoints a member from its Board to the Springfield-Clark Career Technology Center Board.

A reporting entity is comprised of the primary government, component units, and other organizations that are included to ensure that the financial statements are not misleading. The primary government consists of all funds, departments, boards, and agencies that are not legally separate from the Center. For the Center, this includes general operations, food service and student related activities of the Center.

Component units are legally separate organizations for which the Center is financially accountable. The Center is financially accountable for an organization if the Center appoints a voting majority of the organization’s governing board and (1) the Center is able to significantly influence the programs or services performed or provided by the organization; or (2) the Center is legally entitled to or can otherwise access the organization’s resources; or (3) the Center is legally obligated or has otherwise assumed the responsibility to finance the deficits of, or provide financial support to, the organization; or (4) the Center is obligated for the debt of the organization. Component units may also include organizations that are fiscally dependent on the Center in that the Center approves the budget, the issuance of debt, or the levying of taxes. The Center has no component units.

The following entity which performs activities within the Center boundaries for the benefit of its residents is excluded from the accompanying financial statements because the Center is not financially accountable for this entity nor is it fiscally dependent on the Center.

City of Springfield - The city government of Springfield is a separate body politic and corporate. The council is elected independent of any Center relationships and administers the provision of traditional city services. Council acts as the taxing and budgeting authority for these city services.

**SPRINGFIELD-CLARK CAREER TECHNOLOGY CENTER
CLARK COUNTY, OHIO**

**NOTES TO THE BASIC FINANCIAL STATEMENTS
FOR THE FISCAL YEAR ENDED JUNE 30, 2024**

NOTE 1 - DESCRIPTION OF THE CENTER AND REPORTING ENTITY - (Continued)

The Center is associated with one joint venture, two jointly governed organizations and one insurance purchasing pool. These organizations are discussed in Notes 14, 15 and 16 to the basic financial statements. These organizations are:

Joint Venture:

Early Childhood Education Center (the ECE Center)

Jointly Governed Organizations:

Miami Valley Educational Computer Association (MVECA) and Southwestern Ohio Educational Purchasing Council (EPC)

Insurance Purchasing Pool:

Ohio School Boards Association Workers' Compensation Group Rating Plan

NOTE 2 - SUMMARY OF SIGNIFICANT ACCOUNTING POLICIES

The basic financial statements of the Center have been prepared in conformity with accounting principles generally accepted in the United States of America (GAAP) as applied to governmental units. The Governmental Accounting Standards Board (GASB) is the accepted standard-setting body for establishing governmental accounting and financial reporting principles. The Center's significant accounting policies are described below.

A. Basis of Presentation

The Center's basic financial statements consist of government-wide statements, including a statement of net position and a statement of activities, and fund financial statements, which provide a more detailed level of financial information.

Government-Wide Financial Statements - The statement of net position and the statement of activities display information about the Center as a whole. These statements include the financial activities of the primary government, except for fiduciary funds.

The statement of net position presents the financial condition of the governmental activities of the Center at fiscal year-end. The government-wide statement of activities presents a comparison between direct expenses and program revenues for each program or function of the Center's governmental activities. Direct expenses are those that are specifically associated with a service, program, or department and therefore clearly identifiable to a particular function. Program revenues include charges paid by the recipient of the goods or services offered by the program and grants and contributions that are restricted to meeting the operational or capital requirements of a particular program. Revenues that are not classified as program revenues are presented as general revenues of the Center, with certain limited exceptions. The comparison of direct expenses with program revenues identifies the extent to which each governmental function is self-financing or draws from the general revenues of the Center.

Fund Financial Statements - During the fiscal year, the Center segregates transactions related to certain Center functions or activities in separate funds in order to aid financial management and to demonstrate legal compliance. Fund financial statements are designed to present financial information of the Center at this more detailed level. The focus of governmental fund financial statements is on major funds rather than reporting funds by type. The major fund is presented in a separate column. Nonmajor funds are aggregated and presented in a single column. Fiduciary funds are reported by fund type on a separate financial statement.

**SPRINGFIELD-CLARK CAREER TECHNOLOGY CENTER
CLARK COUNTY, OHIO**

**NOTES TO THE BASIC FINANCIAL STATEMENTS
FOR THE FISCAL YEAR ENDED JUNE 30, 2024**

NOTE 2 - SUMMARY OF SIGNIFICANT ACCOUNTING POLICIES - (Continued)

B. Fund Accounting

The Center uses funds to maintain its financial records during the fiscal year. Fund accounting is designed to demonstrate legal compliance and to aid management by segregating transactions related to certain Center functions or activities. A fund is defined as a fiscal and accounting entity with a self-balancing set of accounts. The various funds of the Center are grouped into the category governmental.

GOVERNMENTAL FUNDS

Governmental funds focus on the sources, uses, and balances of current financial resources. Expendable assets are assigned to the various governmental funds according to the purposes for which they may or must be used. Current liabilities are assigned to the fund from which they will be paid. The difference between governmental fund assets, deferred outflows of resources, liabilities, and deferred inflows of resources is reported as fund balance. The general fund is the major fund of the Center.

General Fund - The general fund is used to account for all financial resources, except those required to be accounted for in another fund. The general fund is available to the Center for any purpose provided it is expended or transferred according to the general laws of Ohio.

Other governmental funds of the Center are used to account for:

Nonmajor special revenue funds - Special revenue funds are used to account for and report the proceeds of specific revenue sources that are restricted to expenditure for specified purposes other than debt service or capital projects.

Nonmajor capital projects funds - Capital projects funds are used to account for and report financial resources that are assigned to expenditure for capital outlays, including the acquisition or construction of capital facilities and other capital assets.

C. Measurement Focus

Government-Wide Financial Statements - The government-wide financial statements are prepared using the economic resources measurement focus. All assets and deferred outflows of resources and all liabilities and deferred inflows of resources associated with the operation of the Center are included on the statement of net position.

Fund Financial Statements - All governmental funds are accounted for using a flow of current financial resources measurement focus. With this measurement focus, only current assets, deferred outflows of resources, current liabilities, and deferred inflows of resources generally are included on the balance sheet. The statement of revenues, expenditures and changes in fund balances reports on the sources (i.e., revenues and other financing sources) and uses (i.e., expenditures and other financing uses) of current financial resources. This approach differs from the manner in which the governmental activities of the government-wide financial statements are prepared. Governmental fund financial statements therefore include reconciliations with brief explanations to better identify the relationship between the government-wide statements and the statements for governmental funds.

**SPRINGFIELD-CLARK CAREER TECHNOLOGY CENTER
CLARK COUNTY, OHIO**

**NOTES TO THE BASIC FINANCIAL STATEMENTS
FOR THE FISCAL YEAR ENDED JUNE 30, 2024**

NOTE 2 - SUMMARY OF SIGNIFICANT ACCOUNTING POLICIES - (Continued)

D. Basis of Accounting

Basis of accounting determines when transactions are recorded in the financial records and reported on the financial statements. Government-wide financial statements are prepared using the accrual basis of accounting. Governmental funds use the modified accrual basis of accounting.

Revenues - Exchange and Nonexchange Transactions - Revenue resulting from exchange transactions, in which each party gives and receives essentially equal value, are recorded on the accrual basis when the exchange takes place. On a modified accrual basis, revenue is recorded in the fiscal year in which the resources are measurable and become available. Available means that the resources will be collected within the current fiscal year or are expected to be collected soon enough thereafter to be used to pay liabilities of the current fiscal year. For the Center, available means expected to be received within sixty days of fiscal year end.

Nonexchange transactions, in which the Center receives value without directly giving equal value in return, include property taxes, grants, entitlements and donations. On an accrual basis, revenue from property taxes is recognized in the fiscal year for which the taxes are levied (See Note 6).

Revenue from grants, entitlements and donations is recognized in the fiscal year in which all eligibility requirements have been satisfied. Eligibility requirements include timing requirements, which specify the year when the resources are required to be used or the fiscal year when use is first permitted, matching requirements, in which the Center must provide local resources to be used for a specified purpose and expenditure requirements, in which the resources are provided to the Center on a reimbursement basis. On a modified accrual basis, revenue from nonexchange transactions must also be available before it can be recognized.

Under the modified accrual basis, the following revenue sources are considered to be both measurable and available at fiscal year end: property taxes available as an advance, interest, tuition, grants, student fees and rentals.

Deferred Outflows of Resources and Deferred Inflows of Resources - In addition to assets, the government-wide statement of net position will report a separate section for deferred outflows of resources. Deferred outflows of resources represent a consumption of net assets that applies to a future period and will not be recognized as an outflow of resources (expense/expenditure) until then. See Notes 10 and 11 for deferred outflows of resources related to net pension liability and net OPEB liability/asset, respectively.

In addition to liabilities, both the government-wide statement of net position and the governmental fund financial statements report a separate section for deferred inflows of resources. Deferred inflows of resources represent an acquisition of net assets that applies to a future period and will not be recognized as an inflow of resources (revenue) until that time. Deferred inflows of resources include property taxes and unavailable revenue. Property taxes represent amounts for which there is an enforceable legal claim as of June 30, 2024, but which were levied to finance fiscal year 2025 operations. These amounts have been recorded as a deferred inflow of resources on both the government-wide statement of net position and the governmental fund financial statements. Unavailable revenue is reported only on the governmental funds balance sheet, and represents receivables which will not be collected within the available period. Unavailable revenue includes, but is not limited to, delinquent property taxes and intergovernmental grants. These amounts are deferred and recognized as an inflow of resources in the period the amounts become available.

See Notes 10 and 11 for deferred inflows of resources related to net pension liability and net OPEB liability/asset, respectively. These deferred inflows of resources are only reported on the government-wide statement of net position.

**SPRINGFIELD-CLARK CAREER TECHNOLOGY CENTER
CLARK COUNTY, OHIO**

**NOTES TO THE BASIC FINANCIAL STATEMENTS
FOR THE FISCAL YEAR ENDED JUNE 30, 2024**

NOTE 2 - SUMMARY OF SIGNIFICANT ACCOUNTING POLICIES - (Continued)

Expenses/Expenditures - On the accrual basis of accounting, expenses are recognized at the time they are incurred. The entitlement value of donated commodities received during the year is reported in the financial statements as an expenditure with a like amount reported as intergovernmental revenue.

The measurement focus of governmental fund accounting is on decreases in net financial resources (expenditures) rather than expenses. Expenditures are generally recognized in the accounting period in which the related fund liability is incurred, if measurable. Allocations of cost, such as depreciation and amortization, are not recognized in governmental funds.

E. Equity in Pooled Cash and Cash Equivalents

To improve cash management, cash received by the Center is pooled. Monies for all funds are maintained in this pool. Individual fund integrity is maintained through the Center's records. Each fund's interest in the pool is presented as "Equity in Pooled Cash and Cash Equivalents" on the statement of net position and governmental funds balance sheet.

Investments included were limited to Federal Farm Credit Bank (FFCB) Notes, Federal Home Loan Bank (FHLB) Notes, Federal National Mortgage Association (FNMA) Notes, Federal Home Loan Mortgage Corporation (FHLMC) Notes, U.S. Treasury notes, U.S. Treasury bills, negotiable certificates of deposit, commercial paper, STAR Ohio, and U.S. Government money market funds.

The Center invested in STAR Ohio. STAR Ohio (the State Treasury Asset Reserve of Ohio), is an investment pool managed by the State Treasurer's Office which allows governments within the State to pool their funds for investment purposes. STAR Ohio is not registered with the SEC as an investment company, but has adopted Governmental Accounting Standards Board (GASB), Statement No. 79, "Certain External Investment Pools and Pool Participants." The Center measures their investment in STAR Ohio and the U.S. Government money market funds at the net asset value (NAV) per share provided by STAR Ohio and the respective mutual funds. The NAV per share is calculated on an amortized cost basis that provides an NAV per share that approximates fair value.

There were no limitations or restrictions on any participant withdrawals due to redemption notice periods, liquidity fees, or redemption gates. However, 24 hours notice in advance of all deposits and withdrawals exceeding \$100 million is encouraged. STAR Ohio reserves the right to limit the transaction to \$250 million, requiring the excess amount to be transacted the following business day(s), but only to the \$250 million limit. All accounts of the participant will be combined for these purposes.

The Center allocates interest according to State statutes. Interest revenue credited to the general fund during fiscal year 2024 was \$531,221, including \$46,805 allocated from other funds.

F. Prepayments

Certain payments to vendors reflect the costs applicable to future accounting periods and are recorded as prepayments in both government-wide and fund financial statements. These items are reported as assets on the balance sheet using the consumption method. A current asset for the prepaid amounts is recorded at the time of the purchase and the expenditure/expense is reported in the year in which services are consumed. At fiscal year end, because prepayments are not available to finance future governmental fund expenditures, the fund balance is nonspendable on the fund financial statements by an amount equal to the carrying value of the asset.

**SPRINGFIELD-CLARK CAREER TECHNOLOGY CENTER
CLARK COUNTY, OHIO**

**NOTES TO THE BASIC FINANCIAL STATEMENTS
FOR THE FISCAL YEAR ENDED JUNE 30, 2024**

NOTE 2 - SUMMARY OF SIGNIFICANT ACCOUNTING POLICIES - (Continued)

G. Inventory

On the government-wide financial statements, inventories are presented at the lower of cost or market on a first-in, first-out basis and are expensed when used.

On the fund financial statements, inventories of governmental funds are stated at cost. For all funds, cost is determined on a first-in, first-out basis. Inventory in governmental funds consists of expendable supplies held for consumption. The cost of inventory items is recorded as an expenditure in the governmental funds when purchased. Donated commodities are presented at their entitlement value. Reported inventory is also reported as nonspendable fund balance.

H. Estimates

The preparation of financial statements in conformity with accounting principles generally accepted in the United States of America requires management to make estimates and assumptions that affect the amounts reported in the financial statements and accompanying notes. Actual results may differ from those estimates.

I. Capital Assets and Depreciation/Amortization

Capital assets, which include land, land improvements, buildings and improvements, furniture, fixtures, equipment, vehicles, and intangible right to use assets are reported in the government-wide financial statements. All capital assets are capitalized at cost (or estimated historical cost) and updated for additions and retirements throughout the year. Donated capital assets are recorded at their acquisition value as of the date received. The Center maintains a capitalization threshold of \$2,500. The Center does not possess any infrastructure. Improvements are capitalized; the cost of normal maintenance and repairs that do not add to the value of the asset or materially extend an asset's life are not.

All reported capital assets except for land are depreciated/amortized. Improvements are depreciated over the remaining useful lives of the related capital assets. Depreciation/amortization is computed using the straight-line method over the following useful lives.

<u>Description</u>	<u>Estimated Lives</u>
Land improvements	15 - 30 years
Buildings and improvements	20 - 40 years
Furniture, fixtures and equipment	5 - 20 years
Vehicles	5 years
Intangible right to use assets:	
Leased equipment	5 years
SBITAs	5 years

The Center is reporting intangible right to use assets related to leased equipment and Subscription Based Information Technology Arrangements (SBITAs). The intangible assets are being amortized in a systemic and rational manner of the shorter of the lease/subscription term or the useful life of the underlying asset.

J. Interfund Activity

Exchange transactions between funds are reported as revenues in the seller funds and as expenditures/expenses in the purchaser funds. Flows of cash or goods from one fund to another without a requirement for repayment are reported as interfund transfers. Interfund transfers are reported as other financing sources/uses in governmental funds. Repayments from funds responsible for particular expenditures/expenses to the funds that initially paid for them are not presented on the financial statements.

**SPRINGFIELD-CLARK CAREER TECHNOLOGY CENTER
CLARK COUNTY, OHIO**

**NOTES TO THE BASIC FINANCIAL STATEMENTS
FOR THE FISCAL YEAR ENDED JUNE 30, 2024
(SEE ACCOUNTANT'S COMPILATION REPORT)**

NOTE 2 - SUMMARY OF SIGNIFICANT ACCOUNTING POLICIES - (Continued)

On fund financial statements, receivables and payables resulting from short-term interfund loans are classified as "due to/due from other funds". These amounts are eliminated in the governmental activities columns of the statement of net position.

K. Compensated Absences

Vacation benefits are accrued as a liability as the benefits are earned if the employees' rights to receive compensation are attributable to services already rendered and it is probable that the Center will compensate the employees for the benefits through paid time off or some other means. The Center records a liability for accumulated unused vacation time when earned for all employees with more than one year of service.

Sick leave benefits are accrued as a liability using the vesting method. The liability includes the employees who are currently eligible to receive termination benefits and those the Center has identified as probable of receiving payment in the future. The amount is based on accumulated sick leave and employees' wage rates at fiscal year end, taking into consideration any limits specified in the Center's termination policy. The Center records a liability for accumulated unused sick leave for all employees after ten years of service with the Center.

For governmental funds, the current portion of unpaid compensated absences is the amount normally due for payment during the current fiscal year. These amounts are reported in governmental funds only if they have matured, for example, as a result of employee resignations and retirements. The entire liability is reported on the government-wide statement of net position.

L. Accrued Liabilities and Long-Term Obligations

All payables, accrued liabilities and long-term obligations are reported in the government-wide financial statements.

In general, governmental fund payables and accrued liabilities that, once incurred, are paid in a timely manner and in full from current financial resources, are reported as obligations of the funds. However, compensated absences and claims and judgments that will be paid from governmental funds are reported as a liability in the fund financial statements only to the extent that they are due for payment during the current year. Long-term general obligation bonds and leases are recognized as a liability on the governmental fund financial statements when due. Net pension/OPEB liability should be recognized in the governmental funds to the extent that benefit payments are due and payable and the pension/OPEB plan's fiduciary net position is not sufficient for payment of those benefits.

M. Pensions/Other Postemployment Benefits (OPEB)

For purposes of measuring the net pension/OPEB liability, net OPEB asset, deferred outflows of resources and deferred inflows of resources related to pensions/OPEB, and pension/OPEB expense, information about the fiduciary net position of the pension/OPEB plans and additions to/deductions from their fiduciary net position have been determined on the same basis as they are reported by the pension/OPEB plan. For this purpose, benefit payments (including refunds of employee contributions) are recognized when due and payable in accordance with the benefit terms. The pension/OPEB plans report investments at fair value.

**SPRINGFIELD-CLARK CAREER TECHNOLOGY CENTER
CLARK COUNTY, OHIO**

NOTES TO THE BASIC FINANCIAL STATEMENTS
FOR THE FISCAL YEAR ENDED JUNE 30, 2024
(SEE ACCOUNTANT'S COMPILATION REPORT)

NOTE 2 - SUMMARY OF SIGNIFICANT ACCOUNTING POLICIES - (Continued)

N. Net Position

Net position represents the difference between assets plus deferred outflows and liabilities plus deferred inflows. Net investment in capital assets consists of capital assets, net of accumulated depreciation, reduced by the outstanding balances of any borrowings used for the acquisition, construction or improvement of those assets. Net position is reported as restricted when there are limitations imposed on its use either through the enabling legislation adopted by the Center or through external restrictions imposed by creditors, grantors or laws or regulations of other governments. The Center applies restricted resources first when an expense is incurred for purposes for which both restricted and unrestricted net position are available. None of the Center's net position is restricted by enabling legislation. The amount restricted for other purposes represents amounts restricted for special trust activities and other grants.

O. Fund Balance

Fund balance is divided into five classifications based primarily on the extent to which the Center is bound to observe constraints imposed upon the use of the resources in the governmental funds. The classifications are as follows:

Nonspendable - The nonspendable fund balance classification includes amounts that cannot be spent because they are not in spendable form or legally required to be maintained intact. The "not in spendable form" criterion includes items that are not expected to be converted to cash. It also includes the long-term amount of loans receivable.

Restricted - Fund balance is reported as restricted when constraints are placed on the use of resources that are either externally imposed by creditors (such as through debt covenants), grantors, contributors, or laws or regulations of other governments, or imposed by law through constitutional provisions or enabling legislation.

Committed - The committed fund balance classification includes amounts that can be used only for the specific purposes imposed by a formal action (resolution) of the Center Board of Education (the highest level of decision making authority). Those committed amounts cannot be used for any other purpose unless the Center Board of Education removes or changes the specified use by taking the same type of action (resolution) it employed to previously commit those amounts. Committed fund balance also incorporates contractual obligations to the extent that existing resources in the fund have been specifically committed for use in satisfying those contractual requirements.

Assigned - Amounts in the assigned fund balance classification are intended to be used by the Center for specific purposes but do not meet the criteria to be classified as restricted nor committed. In governmental funds other than the general fund, assigned fund balance represents the remaining amount that is not restricted or committed. In the general fund, assigned amounts represent intended uses established by policies of the Center Board of Education, which includes giving the Treasurer the authority to constrain monies for intended purposes.

Unassigned - Unassigned fund balance is the residual classification for the general fund and includes all spendable amounts not contained in the other classifications. In other governmental funds, the unassigned classification is only used to report a deficit fund balance resulting from overspending for specific purposes for which amounts had been restricted, committed, or assigned.

**SPRINGFIELD-CLARK CAREER TECHNOLOGY CENTER
CLARK COUNTY, OHIO**

**NOTES TO THE BASIC FINANCIAL STATEMENTS
FOR THE FISCAL YEAR ENDED JUNE 30, 2024
(SEE ACCOUNTANT'S COMPILATION REPORT)**

NOTE 2 - SUMMARY OF SIGNIFICANT ACCOUNTING POLICIES - (Continued)

The Center applies restricted resources first when expenditures are incurred for purposes for which restricted and unrestricted (committed, assigned, and unassigned) fund balance is available. Similarly, within unrestricted fund balance, committed amounts are reduced first followed by assigned, and then unassigned amounts when expenditures are incurred for purposes for which amounts in any of the unrestricted fund balance classifications could be used.

P. Fair Value

The Center categorizes its fair value measurements within the fair value hierarchy established by generally accepted accounting principles. The hierarchy is based on the valuation inputs used to measure the fair value of the asset. Level 1 inputs are quoted prices in active markets for identical assets; Level 2 inputs are significant other observable inputs; Level 3 inputs are significant unobservable inputs.

NOTE 3 - ACCOUNTABILITY AND COMPLIANCE

Change in Accounting Principles

For fiscal year 2024, the Center has implemented certain paragraphs from GASB Implementation Guide No. 2021-1, certain paragraphs of GASB Statement No. 99, "Omnibus 2022", GASB Statement No. 100, "Accounting Changes and Error Corrections - an amendment of GASB Statement No. 62" and Implementation Guide No. 2023-1.

GASB Implementation Guide 2021-1 provides clarification on issues related to previously established GASB guidance. The implementation of GASB Implementation Guide 2021-1 did not have an effect on balances previously report by the Center.

GASB Statement No. 99 is to enhance comparability in accounting and financial reporting and to improve the consistency of authoritative literature by addressing (1) practice issues that have been identified during implementation and application of certain GASB Statements and (2) accounting and financial reporting for financial guarantees. The implementation of GASB Statement No. 99 did not have an effect on the financial statements of the Center.

GASB Statement No. 100 is to enhance accounting and financial reporting requirements for accounting changes and error corrections to provide more understandable, reliable, relevant, consistent, and comparable information for making decisions or assessing accountability. The implementation of GASB Statement No. 100 did not have an effect on the financial statements of the Center.

GASB Implementation Guide 2023-1 provides clarification on issues related to previously established GASB guidance. The implementation of GASB Implementation Guide 2023-1 did not have an effect on the financial statements of the Center.

NOTE 4 - EQUITY IN POOLED CASH AND INVESTMENTS

State statutes classify monies held by the Center into three categories.

Active deposits are public deposits necessary to meet current demands on the treasury. Such monies must be maintained either as cash in the Center treasury, in commercial accounts payable or withdrawable on demand, including negotiable order of withdrawal (NOW) accounts, or in money market deposit accounts.

**SPRINGFIELD-CLARK CAREER TECHNOLOGY CENTER
CLARK COUNTY, OHIO**

**NOTES TO THE BASIC FINANCIAL STATEMENTS
FOR THE FISCAL YEAR ENDED JUNE 30, 2024**

NOTE 4 - EQUITY IN POOLED CASH AND INVESTMENTS - (Continued)

Inactive deposits are public deposits that the Board of Education has identified as not required for use within the current five year period of designation of depositories. Inactive deposits must either be evidenced by certificates of deposit maturing not later than the end of the current period of designation of depositories, or by savings or deposit accounts including, but not limited to, passbook accounts.

Interim deposits are deposits of interim monies. Interim monies are those monies which are not needed for immediate use, but which will be needed before the end of the current period of designation of depositories. Interim deposits must be evidenced by time certificates of deposit maturing not more than one year from the date of deposit or by savings or deposit accounts including passbook accounts.

Interim monies may be deposited or invested in the following securities:

1. United States Treasury Notes, Bills, Bonds, or any other obligation or security issued by the United States Treasury or any other obligation guaranteed as to principal and interest by the United States;
2. Bonds, notes, debentures, or any other obligations or securities issued by any federal government agency or instrumentality, including, but not limited to, the Federal National Mortgage Association, Federal Home Loan Bank, Federal Farm Credit Bank, Federal Home Loan Mortgage Corporation, and Government National Mortgage Association. All federal agency securities shall be direct issuances of federal government agencies or instrumentalities;
3. Written repurchase agreements in the securities listed above provided that the fair value of the securities subject to the repurchase agreement must exceed the principal value of the agreement by at least two percent and be marked to market daily, and that the term of the agreement must not exceed thirty days;
4. Bonds and other obligations of the State of Ohio, and with certain limitations including a requirement for maturity within ten years from the date of settlement, bonds and other obligations of political subdivisions of the State of Ohio, if training requirements have been met;
5. Time certificates of deposit or savings or deposit accounts including, but not limited to, passbook accounts;
6. No-load money market mutual funds consisting exclusively of obligations described in items (1) and (2) above and repurchase agreements secured by such obligations, provided that investments in securities described in this division are made only through eligible institutions;
7. The State Treasurer's investment pool, the State Treasury Asset Reserve of Ohio (STAR Ohio); and
8. Certain banker's acceptance and commercial paper notes for a period not to exceed one-hundred-eighty days and two-hundred-seventy days, respectively, from the purchase date in an amount not to exceed forty percent of the interim monies available for investment at any one time if training requirements are met.

Protection of the deposits is provided by the Federal Deposit Insurance Corporation (FDIC), by eligible securities pledged by the financial institution as security for repayment, or by the financial institutions participation in the Ohio Pooled Collateral System (OPCS), a collateral pool of eligible securities deposited with a qualified trustee and pledged to the Treasurer of State to secure the repayment of all public monies deposited in the financial institution.

Investments in stripped principal or interest obligations, reverse repurchase agreements and derivatives are prohibited. The issuance of taxable notes for the purpose of arbitrage, the use of leverage and short selling are also prohibited. Except as noted above, an investment must mature within five years from the date of purchase unless matched to a specific obligation or debt of the Center and must be purchased with the expectation that it will be held to maturity.

**SPRINGFIELD-CLARK CAREER TECHNOLOGY CENTER
CLARK COUNTY, OHIO**

**NOTES TO THE BASIC FINANCIAL STATEMENTS
FOR THE FISCAL YEAR ENDED JUNE 30, 2024**

NOTE 4 - EQUITY IN POOLED CASH AND INVESTMENTS - (Continued)

Investments may only be made through specified dealers and institutions. Payment for investments may be made only upon delivery of the securities representing the investments to the Treasurer or, if the securities are not represented by a certificate, upon receipt of confirmation of transfer from the custodian.

A. Cash on Hand

At fiscal year end, the Center had \$250 in undeposited cash on hand which is included on the financial statements of the Center as part of "equity in pooled cash and cash equivalents".

B. Deposits

At June 30, 2024, the carrying amount of all Center deposits was \$5,731,058 and the bank balance of all Center deposits was \$5,755,920. Of the bank balance, \$3,744,691 was covered by the FDIC, and \$2,011,229 was exposed to custodial credit risk.

Custodial credit risk is the risk that, in the event of bank failure, the Center will not be able to recover deposits or collateral securities that are in the possession of an outside party. The Center has no deposit policy for custodial credit risk beyond the requirements of State statute. Ohio law requires that deposits either be insured or protected by (1) eligible securities pledged to the Center and deposited with a qualified trustee by the financial institution as security for repayment whose fair value at all times shall be at least 105 percent of the deposits being secured, or (2) participation in the Ohio Pooled Collateral System (OPCS), a collateral pool of eligible securities deposited with a qualified trustee and pledged to the Treasurer of State to secure the repayment of all public monies deposited in the financial institution. OPCS requires the total fair value of the securities pledged to be 102 percent of the deposits being secured or a reduced rate set by the Treasurer of State.

C. Investments

As of June 30, 2024, the Center had the following investments:

Measurement/ <u>Investment type</u>	Measurement <u>Value</u>	Investment Maturities				
		6 months or less	7 to 12 months	13 to 18 months	19 to 24 months	Greater than 24 months
<i>Fair Value:</i>						
FFCB	\$ 789,326	\$ -	\$ -	\$ -	\$ 539,369	\$ 249,957
FHLB	979,151	619,422	159,879	-	-	199,850
FNMA	151,388	-	-	151,388	-	-
FHLMC	780,360	-	346,923	192,450	91,210	149,777
U.S. Treasury notes	1,083,355	-	-	-	199,289	884,066
U.S. Treasury bills	109,873	109,873	-	-	-	-
Negotiable CDs	345,259	244,989	-	100,270	-	-
Commercial Paper	2,022,370	1,536,331	486,039	-	-	-
<i>Net Asset Value per Share:</i>						
U.S. Government money market funds	75,388	75,388	-	-	-	-
STAR Ohio	2,191,637	2,191,637	-	-	-	-
Total	\$ 8,528,107	\$ 4,777,640	\$ 992,841	\$ 444,108	\$ 829,868	\$ 1,483,650

The weighted average maturity of investments is 1.17 years.

**SPRINGFIELD-CLARK CAREER TECHNOLOGY CENTER
CLARK COUNTY, OHIO**

**NOTES TO THE BASIC FINANCIAL STATEMENTS
FOR THE FISCAL YEAR ENDED JUNE 30, 2024**

NOTE 4 - EQUITY IN POOLED CASH AND INVESTMENTS - (Continued)

The Center categorizes its fair value measurements within the fair value hierarchy established by generally accepted accounting principles. The hierarchy is based on the valuation inputs used to measure the fair value of the asset. Level 1 inputs are quoted prices in active markets for identical assets. The Center's investments in federal agency securities (FNMA, FHLMC, FHLB, FFCB), U.S. Treasury notes, U.S. Treasury bills, negotiable certificates of deposit, and commercial paper are valued using quoted prices in markets that are not considered to be active, dealer quotations or alternative pricing sources for similar assets or liabilities for which all significant inputs are observable, either directly or indirectly (Level 2 inputs). The Center's investments in the U.S. Government money market funds and STAR Ohio are measured at the Net Asset Value per Share (NAV).

Interest Rate Risk - Interest rate risk is the risk that changes in interest rates will adversely affect the fair value of an investment. In accordance with the investment policy, the Center manages its exposure to decline in fair values by limiting the weighted average maturity of its investment portfolio.

Credit Risk - The Center's federal agency securities and the U.S. Treasury notes were rated AA+ and Aaa by Standard & Poor's and Moody's Investor Services, respectively. Commercial Paper was rated P-1 by Moody's Investor Service and A-1/A-1+ by Standard & Poor's. The Certificates of Deposit are not rated. STAR Ohio and the U.S. Government money market funds carried a rating of AAAM by Standard & Poor's. Ohio law requires that STAR Ohio maintain the highest rating provided by at least one nationally recognized standard rating service. The Center's investment policy does not specifically address credit risk beyond requiring the Center to only invest in securities authorized by State statute. Ohio Revised Code 135.14(B)(7)(a) limits commercial paper purchases to those assigned the highest credit rating by two nationally recognized rating services.

Custodial Credit Risk - For an investment, custodial credit risk is the risk that, in the event of the failure of the counterparty, the Center will not be able to recover the value of its investments or collateral securities that are in the possession of an outside party. The federal agency securities are exposed to custodial credit risk in that they are uninsured, unregistered and held by the counterparty's trust department or agent but not in the Center's name. The Center has no investment policy dealing with investment custodial risk beyond the requirement in State statute that prohibits payment for investments prior to the delivery of the securities representing such investments to the Treasurer or qualified trustee.

Concentration of Credit Risk: The Center places no limit on the amount that may be invested in any one issuer. The following table includes the percentage of each investment type held by the Center at June 30, 2024:

Measurement/ <u>Investment type</u>	Measurement <u>Value</u>	<u>% of Total</u>
<i>Fair Value:</i>		
FFCB	\$ 789,326	9.26
FHLB	979,151	11.48
FNMA	151,388	1.78
FHLMC	780,360	9.15
U.S. Treasury notes	1,083,355	12.70
U.S. Treasury bills	109,873	1.29
Negotiable CDs	345,259	4.05
Commercial paper	2,022,370	23.71
<i>Net Asset Value per Share:</i>		
U.S. Government money market funds	75,388	0.88
STAR Ohio	2,191,637	25.70
Total	<u>\$ 8,528,107</u>	<u>100.00</u>

**SPRINGFIELD-CLARK CAREER TECHNOLOGY CENTER
CLARK COUNTY, OHIO**

**NOTES TO THE BASIC FINANCIAL STATEMENTS
FOR THE FISCAL YEAR ENDED JUNE 30, 2024**

NOTE 4 - EQUITY IN POOLED CASH AND INVESTMENTS - (Continued)

D. Reconciliation of Cash and Investments to the Statement of Net Position

The following is a reconciliation of cash and investments as reported in the note above to cash and cash equivalents as reported on the statement of net position as of June 30, 2024:

<u>Cash and investments per note</u>	
Carrying amount of deposits	\$ 5,731,058
Investments	8,528,107
Cash on hand	<u>250</u>
Total	<u>\$ 14,259,415</u>
<u>Cash and cash equivalents per statement of net position</u>	
Governmental activities	<u>\$ 14,259,415</u>
Total	<u>\$ 14,259,415</u>

NOTE 5 - INTERFUND ACTIVITY

Interfund transfers for the year ended June 30, 2024 as reported on the fund financial statements, consisted of the following:

Transfer from general fund to:	<u>Amount</u>
Nonmajor governmental funds	<u>\$ 180,000</u>

Transfers are used to move revenues from the fund that statute or budget required to collect them to the fund that statute or budget requires to expend them and to use unrestricted revenues collected in the general fund to finance various programs accounted for in other funds in accordance with budgetary authorizations.

All transfers were made in compliance with Ohio Revised Code Sections 5705.14, 5705.15 and 5705.16. Interfund transfers between governmental funds are eliminated for reporting in the statement of activities.

NOTE 6 - PROPERTY TAXES

Property taxes are levied and assessed on a calendar year basis while the Center fiscal year runs from July through June. First half tax collections are received by the Center in the second half of the fiscal year. Second half tax distributions occur in the first half of the following fiscal year.

Property taxes include amounts levied against all real property and public utility property. Real property tax revenues received in calendar year 2024 represent the collection of calendar year 2023 taxes. Real property taxes received in calendar year 2024 were levied after April 1, 2023, on the assessed values as of January 1, 2023, the lien date. Assessed values for real property taxes are established by State statute at 35 percent of appraised market value. Real property taxes are payable annually or semiannually. If paid annually, payment is due December 31; if paid semiannually, the first payment is due December 31, with the remainder payable by June 20. Under certain circumstances, State statute permits alternate payment dates to be established. Public utility property tax revenues received in calendar year 2024 represent the collection of calendar year 2023 taxes. Public utility real and personal property taxes received in calendar year 2022 became a lien on December 31, 2022, were levied after April 1, 2023, and are collected with real property taxes. Public utility real property is assessed at 35 percent of true value; public utility tangible personal property is currently assessed at varying percentages of true value.

**SPRINGFIELD-CLARK CAREER TECHNOLOGY CENTER
CLARK COUNTY, OHIO**

**NOTES TO THE BASIC FINANCIAL STATEMENTS
FOR THE FISCAL YEAR ENDED JUNE 30, 2024**

NOTE 6 - PROPERTY TAXES - (Continued)

The Center receives property taxes from Clark, Miami, Champaign and Greene Counties. The County Auditors periodically advances to the Center its portion of the taxes collected. Second-half real property tax payments collected by the County by June 30, 2024, are available to finance fiscal year 2024 operations. The amount available as an advance at June 30, 2024 and 2023 were:

	<u>June 30, 2024</u>	<u>June 30, 2023</u>
Major governmental funds:		
General fund	<u>\$ 2,093,651</u>	<u>\$ 1,254,694</u>

The amount of second-half real property taxes available for advance at fiscal year-end can vary based on the date the tax bills are sent.

Accrued property taxes receivable includes real property, public utility property and delinquent tangible personal property taxes which are measurable as of June 30, 2024 and for which there is an enforceable legal claim. Although total property tax collections for the next fiscal year are measurable, only the amount of real property taxes available as an advance at June 30 was levied to finance current fiscal year operations and is reported as revenue at fiscal year-end. The portion of the receivable not levied to finance current fiscal year operations is offset by a credit to deferred inflows.

On the accrual basis of accounting, collectible delinquent property taxes have been recorded as a receivable and revenue, while on a modified accrual basis of accounting the revenue has been reported as a deferred inflow.

The assessed values upon which the fiscal year 2024 taxes were collected are:

	2023 Second Half Collections		2024 First Half Collections	
	<u>Amount</u>	<u>Percent</u>	<u>Amount</u>	<u>Percent</u>
Agricultural/residential and other real estate	\$ 2,985,991,667	93.55	\$ 3,004,357,784	93.3000
Public utility personal	<u>205,933,940</u>	<u>6.45</u>	<u>215,904,120</u>	<u>6.70</u>
Total	<u>\$ 3,191,925,607</u>	<u>100.00</u>	<u>\$ 3,220,261,904</u>	<u>100.00</u>
Tax rate per \$1,000 of assessed valuation	\$3.00		\$3.00	

NOTE 7 - RECEIVABLES

Receivables at June 30, 2024 consisted of property taxes, accrued interest and intergovernmental grants and entitlements. All receivables are considered collectible in full due to the ability to foreclose for the nonpayment of taxes, the stable condition of State programs and the current year guarantee of federal funds. A summary of the principal items of receivables reported on the statement of net position follows:

Governmental activities:

Property taxes - current and delinquent	\$ 6,813,705
Accrued interest	30,235
Intergovernmental	<u>49,326</u>
Total governmental receivables	<u>\$ 6,893,266</u>

Receivables have been disaggregated on the face of the basic financial statements. All receivables are expected to be collected within the subsequent year.

**SPRINGFIELD-CLARK CAREER TECHNOLOGY CENTER
CLARK COUNTY, OHIO**

**NOTES TO THE BASIC FINANCIAL STATEMENTS
FOR THE FISCAL YEAR ENDED JUNE 30, 2024**

NOTE 8 - CAPITAL ASSETS

Governmental activities capital asset activity for the fiscal year ended June 30, 2024, was as follows:

	Balance June 30, 2023	Additions	Disposals	Balance June 30, 2024
Governmental activities:				
<i>Capital assets, not being depreciated/amortized:</i>				
Land	\$ 647,488	\$ -	\$ -	\$ 647,488
Construction in progress	<u>-</u>	<u>54,279</u>	<u>-</u>	<u>54,279</u>
Total capital assets, not being depreciated/amortized	<u>647,488</u>	<u>54,279</u>	<u>-</u>	<u>701,767</u>
<i>Capital assets, being depreciated/amortized:</i>				
Land improvements	461,231	47,750	-	508,981
Buildings and improvements	8,812,780	-	-	8,812,780
Furniture, fixtures and equipment	3,770,582	165,992	(70,940)	3,865,634
Vehicles	197,745	-	-	197,745
Intangible right to use:				
Leased equipment	44,620	-	(9,560)	35,060
SBITAs	<u>41,560</u>	<u>-</u>	<u>-</u>	<u>41,560</u>
Total capital assets, being depreciated/amortized	<u>13,328,518</u>	<u>213,742</u>	<u>(80,500)</u>	<u>13,461,760</u>
<i>Less: accumulated depreciation/amortization</i>				
Land improvements	(380,340)	(6,062)	-	(386,402)
Buildings and improvements	(6,603,906)	(164,287)	-	(6,768,193)
Furniture, fixtures and equipment	(2,801,027)	(140,071)	69,139	(2,871,959)
Vehicles	(132,448)	(7,588)	-	(140,036)
Intangible right to use:				
Leased equipment	(23,771)	(20,849)	9,560	(35,060)
SBITAs	<u>(13,853)</u>	<u>(13,853)</u>	<u>-</u>	<u>(27,706)</u>
Total accumulated depreciation/amortization	<u>(9,955,345)</u>	<u>(352,710)</u>	<u>78,699</u>	<u>(10,229,356)</u>
Governmental activities capital assets, net	<u>\$ 4,020,661</u>	<u>\$ (84,689)</u>	<u>\$ (1,801)</u>	<u>\$ 3,934,171</u>

Depreciation/amortization expense was charged to governmental functions as follows:

Instruction:	
Vocational	\$ 117,275
Support services:	
Instructional staff	29,922
Administration	12,712
Operations and maintenance	177,478
Central	5,264
Food service operations	<u>10,059</u>
Total depreciation/amortization expense	<u>\$ 352,710</u>

**SPRINGFIELD-CLARK CAREER TECHNOLOGY CENTER
CLARK COUNTY, OHIO**

**NOTES TO THE BASIC FINANCIAL STATEMENTS
FOR THE FISCAL YEAR ENDED JUNE 30, 2024**

NOTE 9 - RISK MANAGEMENT

Property and Liability

The Center is exposed to various risks of loss related to torts; theft or damage to, and destruction of assets; errors and omissions; injuries to employees; and natural disasters. During fiscal year 2024, the Center contracted with Ambridge Partners for property, general liability, automobile liability, physical damage, inland marine, EDP and crime. The Center also contracted with Lloyd's of London for cyber protection.

Settled claims have not exceeded this commercial coverage in any of the past three years. There have been no significant deductions in insurance coverage from last year.

Workers' Compensation

For fiscal year 2024, the Center participated in the Ohio School Board Association Workers' Compensation Group Rating Plan (GRP), an insurance purchasing pool (Note 16). The intent of the GRP is to achieve the benefit of a reduced premium for the Center by virtue of its grouping and representation with other participants in the GRP. The workers' compensation experience of the participants is calculated as one experience and a common premium rate is applied to all participants in the GRP. Each participant pays its workers' compensation premium to the State based on the rate for the GRP rather than its individual rate.

Participation in the GRP is limited to school districts that can meet the GRRP's selection criteria. The firm of Sedgwick provides administrative, cost control and actuarial services to the plan.

NOTE 10 - DEFINED BENEFIT PENSION PLANS

The Statewide retirement systems provide both pension benefits and other postemployment benefits (OPEB).

Net Pension Liability/Net OPEB Liability/Asset

The net pension liability and the net OPEB liability/asset reported on the statement of net position represents a liability or asset to employees for pensions and OPEB, respectively.

Pensions and OPEB are a component of exchange transactions—between an employer and its employees—of salaries and benefits for employee services. Pensions/OPEB are provided to an employee—on a deferred-payment basis—as part of the total compensation package offered by an employer for employee services each financial period. The obligation to sacrifice resources for pensions is a present obligation because it was created as a result of employment exchanges that already have occurred.

The net pension/OPEB liability (asset) represent the Center's proportionate share of each pension/OPEB plan's collective actuarial present value of projected benefit payments attributable to past periods of service, net of each pension/OPEB plan's fiduciary net position. The net pension/OPEB liability (asset) calculation is dependent on critical long-term variables, including estimated average life expectancies, earnings on investments, cost of living adjustments and others. While these estimates use the best information available, unknowable future events require adjusting these estimates annually.

The Ohio Revised Code limits the Center's obligation for this liability to annually required payments. The Center cannot control benefit terms or the manner in which pensions/OPEB are financed; however, the Center does receive the benefit of employees' services in exchange for compensation including pension and OPEB.

GASB 68/75 assumes the liability is solely the obligation of the employer, because (1) they benefit from employee services; and (2) State statute requires funding to come from these employers. All pension contributions to date have come solely from these employers (which also includes pension costs paid in the form of withholdings from employees).

**SPRINGFIELD-CLARK CAREER TECHNOLOGY CENTER
CLARK COUNTY, OHIO**

**NOTES TO THE BASIC FINANCIAL STATEMENTS
FOR THE FISCAL YEAR ENDED JUNE 30, 2024**

NOTE 10 - DEFINED BENEFIT PENSION PLANS - (Continued)

The retirement systems may allocate a portion of the employer contributions to provide for these OPEB benefits. In addition, health care plan enrollees pay a portion of the health care costs in the form of a monthly premium. State statute requires the retirement systems to amortize unfunded pension liabilities within 30 years. If the pension amortization period exceeds 30 years, each retirement system's board must propose corrective action to the State legislature. Any resulting legislative change to benefits or funding could significantly affect the net pension/OPEB liability (asset). Resulting adjustments to the net pension/OPEB liability (asset) would be effective when the changes are legally enforceable. The Ohio Revised Code permits, but does not require, the retirement systems to provide healthcare to eligible benefit recipients.

The remainder of this note includes the required pension disclosures. See Note 11 for the required OPEB disclosures.

The proportionate share of each plan's unfunded benefits is presented as a long-term *net pension/OPEB liability (asset)* on the accrual basis of accounting. Any liability for the contractually required pension contribution outstanding at the end of the year is included in pension and postemployment benefits payable on both the accrual and modified accrual bases of accounting.

Plan Description - School Employees Retirement System (SERS)

Plan Description - The Center's non-teaching employees participate in SERS, a cost-sharing multiple-employer defined benefit pension plan administered by SERS. SERS provides retirement, disability and survivor benefits, annual cost-of-living adjustments, and death benefits to plan members and beneficiaries. Authority to establish and amend benefits is provided by Ohio Revised Code Chapter 3309. SERS issues a publicly available, stand-alone financial report that includes financial statements, required supplementary information and detailed information about SERS' fiduciary net position. That report can be obtained by visiting the SERS website at www.ohsers.org under Employers/Audit Resources.

Age and service requirements for retirement are as follows:

	Eligible to Retire on or before August 1, 2017 *	Eligible to Retire after August 1, 2017
Full benefits	Any age with 30 years of service credit	Age 67 with 10 years of service credit; or Age 57 with 30 years of service credit
Actuarially reduced benefits	Age 60 with 5 years of service credit; or Age 55 with 25 years of service credit	Age 62 with 10 years of service credit; or Age 60 with 25 years of service credit

* Members with 25 years of service credit as of August 1, 2017 will be included in this plan.

Annual retirement benefits are calculated based on final average salary multiplied by a percentage that varies based on years of service; 2.2% for the first thirty years of service and 2.5% for years of service credit over 30. Final average salary is the average of the highest three years of salary.

An individual whose benefit effective date is before April 1, 2018, is eligible for a cost-of-living adjustment (COLA) on the first anniversary date of the benefit. Beginning April 1, 2018, new benefit recipients must wait until the fourth anniversary of their benefit for COLA eligibility. The COLA is added each year to the base benefit amount on the anniversary date of the benefit. A three-year COLA suspension was in effect for all benefit recipients for the years 2018, 2019, and 2020. Upon resumption of the COLA, it will be indexed to the percentage increase in the CPI-W, not to exceed 2.5% and with a floor of 0%. In 2023, the Board of Trustees approved a 2.5% cost-of-living adjustment (COLA) for eligible retirees and beneficiaries in 2024.

**SPRINGFIELD-CLARK CAREER TECHNOLOGY CENTER
CLARK COUNTY, OHIO**

**NOTES TO THE BASIC FINANCIAL STATEMENTS
FOR THE FISCAL YEAR ENDED JUNE 30, 2024**

NOTE 10 - DEFINED BENEFIT PENSION PLANS - (Continued)

Funding Policy - Plan members are required to contribute 10.00% of their annual covered salary and the Center is required to contribute 14.00% of annual covered payroll. The contribution requirements of plan members and employers are established and may be amended by the SERS' Retirement Board up to statutory maximum amounts of 10.00% for plan members and 14.00% for employers. The Retirement Board, acting with the advice of the actuary, allocates the employer contribution rate among four of the System's funds (Pension Trust Fund, Death Benefit Fund, Medicare B Fund, and Health Care Fund). For the fiscal year ended June 30, 2024, the allocation to pension, death benefits, and Medicare B was 14.00%. For fiscal year 2024, the Retirement Board did not allocate any employer contribution to the Health Care Fund.

The Center's contractually required contribution to SERS was \$255,527 for fiscal year 2024. Of this amount, \$8,011 is reported as pension and postemployment benefits payable.

Plan Description - State Teachers Retirement System (STRS)

Plan Description - Licensed teachers participate in STRS, a cost-sharing multiple-employer public employee retirement system administered by STRS. STRS provides retirement and disability benefits to members and death and survivor benefits to beneficiaries. STRS issues a stand-alone financial report that includes financial statements, required supplementary information and detailed information about STRS' fiduciary net position. That report can be obtained by writing to STRS, 275 E. Broad St., Columbus, OH 43215-3771, by calling (888) 227-7877, or by visiting the STRS website at www.strsoh.org.

New members have a choice of three retirement plans: a Defined Benefit (DB) Plan, a Defined Contribution (DC) Plan and a Combined (CO) Plan. Benefits are established by Ohio Revised Code Chapter 3307.

The DB plan offers an annual retirement allowance based on final average salary multiplied by a percentage that varies based on years of service. Effective August 1, 2015, the calculation is 2.20% of final average salary for the five highest years of earnings multiplied by all years of service. Eligibility changes will be phased in until August 1, 2023, when retirement eligibility for unreduced benefits will be five years of service credit and age 65, or 35 years of service credit and at least age 60.

Eligibility changes for DB Plan members who retire with actuarially reduced benefits will be phased in until August 1, 2023 when retirement eligibility will be five years of qualifying service credit and age 60, or 30 years of service credit regardless of age.

The DC Plan allows members to place all of their member contributions and 9.53% of the 14% employer contributions into an investment account. The member determines how to allocate the member and employer money among various investment choices offered by STRS. The remaining 4.47% of the 14% employer rate is allocated to the defined benefit unfunded liability. A member is eligible to receive a retirement benefit at age 50 and termination of employment. The member may elect to receive a lifetime monthly annuity or a lump sum withdrawal.

The Combined Plan offers features of both the DB Plan and the DC Plan. In the Combined Plan, 12% of the 14% member rate goes to the DC Plan and the remaining 2% is applied to the DB Plan. Member contributions to the DC Plan are allocated among investment choices by the member, and contributions to the DB Plan from the employer and the member are used to fund the defined benefit payment at a reduced level from the regular DB Plan. The defined benefit portion of the Combined Plan payment is payable to a member on or after age 60 with five years of service. The defined contribution portion of the account may be taken as a lump sum payment or converted to a lifetime monthly annuity after termination of employment at age 50 and after termination of employment.

**SPRINGFIELD-CLARK CAREER TECHNOLOGY CENTER
CLARK COUNTY, OHIO**

**NOTES TO THE BASIC FINANCIAL STATEMENTS
FOR THE FISCAL YEAR ENDED JUNE 30, 2024**

NOTE 10 - DEFINED BENEFIT PENSION PLANS - (Continued)

New members who choose the DC Plan or Combined Plan will have another opportunity to reselect a permanent plan during their fifth year of membership. Members may remain in the same plan or transfer to another STRS plan. The optional annuitization of a member's defined contribution account or the defined contribution portion of a member's Combined Plan account to a lifetime benefit results in STRS bearing the risk of investment gain or loss on the account. STRS has therefore included all three plan options as one defined benefit plan for GASB 68 reporting purposes.

A DB or Combined Plan member with five or more years of credited service, who is determined to be disabled, may qualify for a disability benefit. New members, on or after July 1, 2013, must have at least ten years of qualifying service credit to apply for disability benefits. Members in the DC Plan who become disabled are entitled only to their account balance. Eligible survivors of members who die before service retirement may qualify for monthly benefits. If a member of the DC Plan dies before retirement benefits begin, the member's designated beneficiary is entitled to receive the member's account balance.

Eligible survivors of members who die before service retirement may qualify for monthly benefits. If a member of the DC Plan dies before retirement benefits begin, the member's designated beneficiary is entitled to receive the member's account balance.

Funding Policy - Employer and member contribution rates are established by the State Teachers Retirement Board and limited by Chapter 3307 of the Ohio Revised Code. The fiscal year 2024 employer and employee contribution rate of 14% was equal to the statutory maximum rates. For fiscal year 2024, the full employer contribution was allocated to pension.

The Center's contractually required contribution to STRS was \$975,041 for fiscal year 2024. Of this amount, \$152,218 is reported as pension and postemployment benefits payable.

Net Pension Liabilities, Pension Expense, and Deferred Outflows of Resources and Deferred Inflows of Resources Related to Pensions

The net pension liability was measured as of June 30, 2023, and the total pension liability used to calculate the net pension liability was determined by an actuarial valuation as of that date. The Center's proportion of the net pension liability was based on the Center's share of contributions to the pension plan relative to the contributions of all participating entities.

Following is information related to the proportionate share and pension expense:

	<u>SERS</u>	<u>STRS</u>	<u>Total</u>
Proportion of the net pension liability prior measurement date	0.040133300%	0.046695780%	
Proportion of the net pension liability current measurement date	<u>0.039437600%</u>	<u>0.046805680%</u>	
Change in proportionate share	<u>-0.000695700%</u>	<u>0.000109900%</u>	
Proportionate share of the net pension liability	\$ 2,179,131	\$ 10,079,574	\$ 12,258,705
Pension expense	\$ 195,337	\$ 686,372	\$ 881,709

**SPRINGFIELD-CLARK CAREER TECHNOLOGY CENTER
CLARK COUNTY, OHIO**

**NOTES TO THE BASIC FINANCIAL STATEMENTS
FOR THE FISCAL YEAR ENDED JUNE 30, 2024**

NOTE 10 - DEFINED BENEFIT PENSION PLANS - (Continued)

At June 30, 2024, the Center reported deferred outflows of resources and deferred inflows of resources related to pensions from the following sources:

	<u>SERS</u>	<u>STRS</u>	<u>Total</u>
Deferred outflows of resources			
Differences between expected and actual experience	\$ 93,664	\$ 367,479	\$ 461,143
Changes of assumptions	15,435	830,107	845,542
Difference between employer contributions and proportionate share of contributions/ change in proportionate share	-	38,138	38,138
Contributions subsequent to the measurement date	<u>255,527</u>	<u>975,041</u>	<u>1,230,568</u>
Total deferred outflows of resources	<u>\$ 364,626</u>	<u>\$ 2,210,765</u>	<u>\$ 2,575,391</u>
	<u>SERS</u>	<u>STRS</u>	<u>Total</u>
Deferred inflows of resources			
Differences between expected and actual experience	\$ -	\$ 22,365	\$ 22,365
Net difference between projected and actual earnings on pension plan investments	30,629	30,209	60,838
Changes of assumptions	-	624,833	624,833
Difference between employer contributions and proportionate share of contributions/ change in proportionate share	<u>30,142</u>	<u>331,700</u>	<u>361,842</u>
Total deferred inflows of resources	<u>\$ 60,771</u>	<u>\$ 1,009,107</u>	<u>\$ 1,069,878</u>

\$1,230,568 reported as deferred outflows of resources related to pension resulting from Center contributions subsequent to the measurement date will be recognized as a reduction of the net pension liability in the fiscal year ending June 30, 2025.

Other amounts reported as deferred outflows of resources and deferred inflows of resources related to pension will be recognized in pension expense as follows:

	<u>SERS</u>	<u>STRS</u>	<u>Total</u>
Fiscal Year Ending June 30:			
2025	\$ 4,207	\$ (282,879)	\$ (278,672)
2026	(91,837)	(438,611)	(530,448)
2027	134,332	1,001,669	1,136,001
2028	<u>1,626</u>	<u>(53,562)</u>	<u>(51,936)</u>
Total	<u>\$ 48,328</u>	<u>\$ 226,617</u>	<u>\$ 274,945</u>

**SPRINGFIELD-CLARK CAREER TECHNOLOGY CENTER
CLARK COUNTY, OHIO**

**NOTES TO THE BASIC FINANCIAL STATEMENTS
FOR THE FISCAL YEAR ENDED JUNE 30, 2024**

NOTE 10 - DEFINED BENEFIT PENSION PLANS - (Continued)

Actuarial Assumptions - SERS

SERS' total pension liability was determined by their actuaries in accordance with GASB Statement No. 67, as part of their annual actuarial valuation for each defined benefit retirement plan. Actuarial valuations of an ongoing plan involve estimates of the value of reported amounts (e.g., salaries, credited service) and assumptions about the probability of occurrence of events far into the future (e.g., mortality, disabilities, retirements, employment terminations). Actuarially determined amounts are subject to continual review and potential modifications, as actual results are compared with past expectations and new estimates are made about the future.

Projections of benefits for financial reporting purposes are based on the substantive plan (the plan as understood by the employers and plan members) and include the types of benefits provided at the time of each valuation and the historical pattern of sharing benefit costs between the employers and plan members to that point. The projection of benefits for financial reporting purposes does not explicitly incorporate the potential effects of legal or contractual funding limitations. Future benefits for all current plan members were projected through 2137.

Actuarial calculations reflect a long-term perspective. For a newly hired employee, actuarial calculations will take into account the employee's entire career with the employer and also take into consideration the benefits, if any, paid to the employee after termination of employment until the death of the employee and any applicable contingent annuitant. In many cases actuarial calculations reflect several decades of service with the employer and the payment of benefits after termination.

Key methods and assumptions used in calculating the total pension liability in the latest actuarial valuation, prepared as of June 30, 2023 and June 30, 2022, are presented below:

Wage inflation:	
Current measurement date	2.40%
Prior measurement date	2.40%
Future salary increases, including inflation:	
Current measurement date	3.25% to 13.58%
Prior measurement date	3.25% to 13.58%
COLA or ad hoc COLA:	
Current measurement date	2.00%
Prior measurement date	2.00%
Investment rate of return:	
Current measurement date	7.00% net of system expenses
Prior measurement date	7.00% net of system expenses
Discount rate:	
Current measurement date	7.00%
Prior measurement date	7.00%
Actuarial cost method	Entry age normal (level percent of payroll)

In 2023, mortality rates were based on the PUB-2010 General Employee Amount Weighted Below Median Healthy Retiree mortality table projected to 2017 with ages set forward 1 year and adjusted 94.20% for males and set forward 2 years and adjusted 81.35% for females. Mortality among disabled members were based upon the PUB-2010 General Disabled Retiree mortality table projected to 2017 with ages set forward 5 years and adjusted 103.3% for males and set forward 3 years and adjusted 106.8% for females. Future improvement in mortality rates is reflected by applying the MP-2020 projection scale generationally.

**SPRINGFIELD-CLARK CAREER TECHNOLOGY CENTER
CLARK COUNTY, OHIO**

**NOTES TO THE BASIC FINANCIAL STATEMENTS
FOR THE FISCAL YEAR ENDED JUNE 30, 2024**

NOTE 10 - DEFINED BENEFIT PENSION PLANS - (Continued)

In the prior measurement date, mortality rates were based on the PUB-2010 General Employee Amount Weight Below Median Healthy Retiree mortality table projected to 2017 with ages set forward 1 year and adjusted 94.20% for males and set forward 2 years and adjusted 81.35% for females. Mortality among disabled members were based upon the PUB-2010 General Disabled Retiree mortality table projected to 2017 with ages set forward 5 years and adjusted 103.3% for males and set forward 3 years and adjusted 106.8% for females. Future improvement in mortality rates is reflected by applying the MP-2020 projection scale generationally.

The most recent experience study was completed for the five-year period ended June 30, 2020.

The long-term return expectation for the Pension Plan Investments has been determined by using a building-block approach and assumes a time horizon, as defined in SERS' *Statement of Investment Policy*. Ohio Revised Code Section 3309.15 and the Board-adopted Investment Policy govern investment activity at SERS. A forecasted rate of inflation serves as the baseline for the return expectation. Various real return premiums over the baseline inflation rate have been established for each asset class. The long-term expected nominal rate of return has been determined by calculating a weighted average of the expected real return premiums for each asset class, adding the projected inflation rate, and adding the expected return from rebalancing uncorrelated asset classes.

The target allocation and best estimates of arithmetic real rates of return for each major asset class are summarized in the following table:

Asset Class	Target Allocation	Long-Term Expected Real Rate of Return
Cash	2.00 %	0.75 %
US Equity	24.75	4.82
Non-US Equity Developed	13.50	5.19
Non-US Equity Emerging	6.75	5.98
Fixed Income/Global Bonds	19.00	2.24
Private Equity	12.00	7.49
Real Estate/Real Assets	17.00	3.70
Private Debt/Private Credit	5.00	5.64
Total	<u>100.00 %</u>	

Discount Rate - Total pension liability was calculated using the discount rate of 7.00%. The discount rate determination did not use a municipal bond rate. The projection of cash flows used to determine the discount rate assumed that employers would contribute the actuarially determined contribution rate of projected compensation over the remaining 21-year amortization period of the unfunded actuarial accrued liability. The actuarially determined contribution rate of fiscal year 2023 was 14%. Projected inflows from investment earnings were calculated using the long-term assumed investment rate of return, 7.00%. Based on those assumptions, the plan's fiduciary net position was projected to be available to make all future benefit payments of current plan members. Therefore, the long-term expected rate of return on pension plan investments was applied to all periods of projected benefits to determine the total pension liability. The annual money weighted rate of return, calculated as the internal rate of return on pension plan investments, for fiscal year 2023 was 6.90%.

**SPRINGFIELD-CLARK CAREER TECHNOLOGY CENTER
CLARK COUNTY, OHIO**

**NOTES TO THE BASIC FINANCIAL STATEMENTS
FOR THE FISCAL YEAR ENDED JUNE 30, 2024**

NOTE 10 - DEFINED BENEFIT PENSION PLANS - (Continued)

Sensitivity of the Center's Proportionate Share of the Net Pension Liability to Changes in the Discount Rate - Net pension liability is sensitive to changes in the discount rate, and to illustrate the potential impact the following table presents the net pension liability calculated using the discount rate of 7.00%, as well as what each plan's net pension liability would be if it were calculated using a discount rate that is one percentage point lower (6.00%), or one percentage point higher (8.00%) than the current rate.

	1% Decrease	Current Discount Rate	1% Increase
Center's proportionate share of the net pension liability	\$ 3,216,285	\$ 2,179,131	\$ 1,305,525

Actuarial Assumptions - STRS

Key methods and assumptions used in the latest actuarial valuation, reflecting experience study results used in the June 30, 2023 and June 30, 2022, actuarial valuation are presented below:

	June 30, 2023	June 30, 2022
Inflation	2.50%	2.50%
Projected salary increases	Varies by service from 2.50% to 8.50%	Varies by service from 2.50% to 8.50%
Investment rate of return	7.00%, net of investment expenses, including inflation	7.00%, net of investment expenses, including inflation
Discount rate of return	7.00%	7.00%
Payroll increases	3.00%	3.00%
Cost-of-living adjustments (COLA)	0.00%	0.00%

For the June 30, 2023 actuarial valuation, post-retirement mortality rates are based on the Pub-2010 Teachers Healthy Annuitant Mortality Table, adjusted 110% for males, projected forward generationally using mortality improvement scale MP-2020. Pre-retirement mortality rates are based on Pub-2010 Teachers Employee Table adjusted 95% for females, projected forward generationally using mortality improvement scale MP-2020. Post-retirement disabled mortality rates are based on Pub-2010 Teachers Disabled Annuitant Table projected forward generationally using mortality improvement scale MP-2020.

For the prior measurement date, post-retirement mortality rates are based on the Pub-2010 Teachers Healthy Annuitant Mortality Table, adjusted 110% for males, projected forward generationally using mortality improvement scale MP-2020. Pre-retirement mortality rates are based on Pub-2010 Teachers Employee Table adjusted 95% for females, projected forward generationally using mortality improvement scale MP-2020. Post-retirement disabled mortality rates are based on Pub-2010 Teachers Disable Annuitant Table projected forward generationally using mortality improvement scale MP-2020.

Actuarial assumptions used in the June 30, 2023 valuation are based on the results of an actuarial experience study for the period July 1, 2015 through June 30, 2021. An actuarial experience study is done on a quinquennial basis.

**SPRINGFIELD-CLARK CAREER TECHNOLOGY CENTER
CLARK COUNTY, OHIO**

**NOTES TO THE BASIC FINANCIAL STATEMENTS
FOR THE FISCAL YEAR ENDED JUNE 30, 2024**

NOTE 10 - DEFINED BENEFIT PENSION PLANS - (Continued)

STRS' investment consultant develops an estimate range for the investment return assumption based on the target allocation adopted by the Retirement Board. The target allocation and long-term expected rate of return for each major asset class are summarized as follows:

Asset Class	Target Allocation*	Long-Term Expected Real Rate of Return **
Domestic Equity	26.00 %	6.60 %
International Equity	22.00	6.80
Alternatives	19.00	7.38
Fixed Income	22.00	1.75
Real Estate	10.00	5.75
Liquidity Reserves	1.00	1.00
Total	100.00 %	

* Final target weights reflected at October 1, 2022.

**10-Year annualized geometric nominal returns, which include the real rate of return and inflation of 2.25% and is net of investment expenses. Over a 30-year period, STRS' investment consultant indicates that the above target allocations should generate a return above the actuarial rate of return, without net value added by management.

Discount Rate - The discount rate used to measure the total pension liability was 7.00% as of June 30, 2023. The projection of cash flows used to determine the discount rate assumes that member and employer contributions will be made at the statutory contribution rates in accordance with the rates described previously. For this purpose, only employer contributions that are intended to fund benefits of current plan members and their beneficiaries are included. Based on those assumptions, STRS' fiduciary net position was projected to be available to make all projected future benefit payments to current plan members as of June 30, 2023. Therefore, the long-term expected rate of return on pension plan investments of 7.00% was applied to all periods of projected benefit payments to determine the total pension liability as of June 30, 2023.

Sensitivity of the Center's Proportionate Share of the Net Pension Liability to Changes in the Discount Rate - The following table represents the net pension liability as of June 30, 2023, calculated using the current period discount rate assumption of 7.00%, as well as what the net pension liability would be if it were calculated using a discount rate that is one percentage point lower (6.00%) or one percentage point higher (8.00%) than the current assumption:

	1% Decrease	Current Discount Rate	1% Increase
Center's proportionate share of the net pension liability	\$ 15,500,154	\$ 10,079,574	\$ 5,495,247

Assumption and Benefit Changes Since the Prior Measurement Date - The discount rate remained at 7.00% for June 30, 2023 valuation. Demographic assumptions were changed based on the actuarial experience study for the period July 1, 2015 through June 30, 2021.

**SPRINGFIELD-CLARK CAREER TECHNOLOGY CENTER
CLARK COUNTY, OHIO**

**NOTES TO THE BASIC FINANCIAL STATEMENTS
FOR THE FISCAL YEAR ENDED JUNE 30, 2024**

NOTE 11 - DEFINED BENEFIT OPEB PLANS

Net OPEB Liability/Asset

See Note 10 for a description of the net OPEB liability (asset).

Plan Description - School Employees Retirement System (SERS)

Health Care Plan Description - The Center contributes to the SERS Health Care Fund, administered by SERS for non-certificated retirees and their beneficiaries. For GASB 75 purposes, this plan is considered a cost-sharing other postemployment benefit (OPEB) plan. SERS' Health Care Plan provides healthcare benefits to eligible individuals receiving retirement, disability, and survivor benefits, and to their eligible dependents. Members who retire after June 1, 1986, need 10 years of service credit, exclusive of most types of purchased credit, to qualify to participate in SERS' health care coverage. In addition to age and service retirees, disability benefit recipients and beneficiaries who are receiving monthly benefits due to the death of a member or retiree, are eligible for SERS' health care coverage. Most retirees and dependents choosing SERS' health care coverage are over the age of 65 and therefore enrolled in a fully insured Medicare Advantage plan; however, SERS maintains a traditional, self-insured preferred provider organization for its non-Medicare retiree population. For both groups, SERS offers a self-insured prescription drug program. Health care is a benefit that is permitted, not mandated, by statute. The financial report of the Plan is included in the SERS Annual Comprehensive Financial Report which can be obtained on SERS' website at www.ohsers.org under Employers/Audit Resources.

Access to health care for retirees and beneficiaries is permitted in accordance with Section 3309 of the Ohio Revised Code. The Health Care Fund was established and is administered in accordance with Internal Revenue Code Section 105(e). SERS' Retirement Board reserves the right to change or discontinue any health plan or program. Active employee members do not contribute to the Health Care Plan. The SERS Retirement Board established the rules for the premiums paid by the retirees for health care coverage for themselves and their dependents or for their surviving beneficiaries. Premiums vary depending on the plan selected, qualified years of service, Medicare eligibility, and retirement status.

Funding Policy - State statute permits SERS to fund the health care benefits through employer contributions. Each year, after the allocation for statutorily required pensions and benefits, the Retirement Board may allocate the remainder of the employer contribution of 14% of covered payroll to the Health Care Fund in accordance with the funding policy. For the fiscal year ended June 30, 2024, SERS did not allocate any employer contributions to post-employment health care. An additional health care surcharge on employers is collected for employees earning less than an actuarially determined minimum compensation amount, pro-rated if less than a full year of service credit was earned. For fiscal year 2024, this amount was \$30,000. Statutes provide that no employer shall pay a health care surcharge greater than 2% of that employer's SERS-covered payroll; nor may SERS collect in aggregate more than 1.5% of the total statewide SERS-covered payroll for the health care surcharge. For fiscal year 2024, the Center's surcharge obligation was \$13,748.

The surcharge added to the allocated portion of the 14% employer contribution rate is the total amount assigned to the Health Care Fund. The Center's contractually required contribution to SERS was \$13,748 for fiscal year 2024. Of this amount, \$13,748 is reported as pension and postemployment benefits payable.

**SPRINGFIELD-CLARK CAREER TECHNOLOGY CENTER
CLARK COUNTY, OHIO**

**NOTES TO THE BASIC FINANCIAL STATEMENTS
FOR THE FISCAL YEAR ENDED JUNE 30, 2024**

NOTE 11 - DEFINED BENEFIT OPEB PLANS - (Continued)

Plan Description - State Teachers Retirement System (STRS)

Plan Description - The State Teachers Retirement System of Ohio (STRS) administers a cost-sharing Health Plan administered for eligible retirees who participated in the defined benefit or combined pension plans offered by STRS. Ohio law authorizes STRS to offer this plan. Benefits include hospitalization, physicians' fees, prescription drugs and partial reimbursement of monthly Medicare Part B premiums. The Medicare Part B monthly reimbursement elimination date was postponed indefinitely. The Plan is included in the report of STRS which can be obtained by visiting www.strsoh.org or by calling (888) 227-7877.

Funding Policy - Ohio Revised Code Chapter 3307 authorizes STRS to offer the Plan and gives the Retirement Board discretionary authority over how much, if any, of the health care costs will be absorbed by STRS. Active employee members do not contribute to the Health Care Plan. Nearly all health care plan enrollees, for the most recent year, pay a portion of the health care costs in the form of a monthly premium. Under Ohio law, funding for post-employment health care may be deducted from employer contributions, currently 14% of covered payroll. For the fiscal year ended June 30, 2024, STRS did not allocate any employer contributions to post-employment health care.

Net OPEB Liabilities/Assets, OPEB Expense, and Deferred Outflows of Resources and Deferred Inflows of Resources Related to OPEB

The net OPEB liability/asset was measured as of June 30, 2023, and the total OPEB liability/asset used to calculate the net OPEB liability/asset was determined by an actuarial valuation as of that date. The Center's proportion of the net OPEB liability/asset was based on the Center's share of contributions to the respective retirement systems relative to the contributions of all participating entities.

Following is information related to the proportionate share and OPEB expense:

	SERS	STRS	Total
Proportion of the net OPEB liability/asset prior measurement date	0.037621300%	0.046695780%	
Proportion of the net OPEB liability/asset current measurement date	<u>0.037053100%</u>	<u>0.046805680%</u>	
Change in proportionate share	<u>-0.000568200%</u>	<u>0.000109900%</u>	
Proportionate share of the net OPEB liability	\$ 610,430	\$ -	\$ 610,430
Proportionate share of the net OPEB asset	\$ -	\$ (910,306)	\$ (910,306)
OPEB expense	\$ (104,717)	\$ (44,432)	\$ (149,149)

**SPRINGFIELD-CLARK CAREER TECHNOLOGY CENTER
CLARK COUNTY, OHIO**

NOTES TO THE BASIC FINANCIAL STATEMENTS
FOR THE FISCAL YEAR ENDED JUNE 30, 2024

NOTE 11 - DEFINED BENEFIT OPEB PLANS - (Continued)

At June 30, 2024, the Center reported deferred outflows of resources and deferred inflows of resources related to OPEB from the following sources:

	<u>SERS</u>	<u>STRS</u>	<u>Total</u>
Deferred outflows of resources			
Differences between expected and actual experience	\$ 1,269	\$ 1,419	\$ 2,688
Net difference between projected and actual earnings on OPEB plan investments	4,731	1,627	6,358
Changes of assumptions	206,405	134,101	340,506
Difference between employer contributions and proportionate share of contributions/ change in proportionate share	3,156	8,164	11,320
Contributions subsequent to the measurement date	<u>13,748</u>	<u>-</u>	<u>13,748</u>
Total deferred outflows of resources	<u>\$ 229,309</u>	<u>\$ 145,311</u>	<u>\$ 374,620</u>
	<u>SERS</u>	<u>STRS</u>	<u>Total</u>
Deferred inflows of resources			
Differences between expected and actual experience	\$ 314,822	\$ 138,849	\$ 453,671
Changes of assumptions	173,368	600,611	773,979
Difference between employer contributions and proportionate share of contributions/ change in proportionate share	<u>133,108</u>	<u>1,886</u>	<u>134,994</u>
Total deferred inflows of resources	<u>\$ 621,298</u>	<u>\$ 741,346</u>	<u>\$ 1,362,644</u>

\$13,748 reported as deferred outflows of resources related to OPEB resulting from Center contributions subsequent to the measurement date will be recognized as a reduction of the net OPEB liability/asset in the fiscal year ending June 30, 2025.

Other amounts reported as deferred outflows of resources and deferred inflows of resources related to OPEB will be recognized in OPEB expense as follows:

	<u>SERS</u>	<u>STRS</u>	<u>Total</u>
Fiscal Year Ending June 30:			
2025	\$ (133,994)	\$ (261,662)	\$ (395,656)
2026	(117,085)	(121,870)	(238,955)
2027	(69,575)	(47,013)	(116,588)
2028	(40,112)	(63,212)	(103,324)
2029	(28,665)	(57,919)	(86,584)
Thereafter	<u>(16,306)</u>	<u>(44,359)</u>	<u>(60,665)</u>
Total	<u>\$ (405,737)</u>	<u>\$ (596,035)</u>	<u>\$ (1,001,772)</u>

**SPRINGFIELD-CLARK CAREER TECHNOLOGY CENTER
CLARK COUNTY, OHIO**

**NOTES TO THE BASIC FINANCIAL STATEMENTS
FOR THE FISCAL YEAR ENDED JUNE 30, 2024**

NOTE 11 - DEFINED BENEFIT OPEB PLANS - (Continued)

Actuarial Assumptions - SERS

The total OPEB liability is determined by SERS' actuaries in accordance with GASB Statement No. 74, as part of their annual actuarial valuation for each retirement plan. Actuarial valuations of an ongoing plan involve estimates of the value of reported amounts (e.g., salaries, credited service) and assumptions about the probability of occurrence of events far into the future (e.g., mortality, disabilities, retirements, employment terminations). Actuarially determined amounts are subject to continual review and potential modifications, as actual results are compared with past expectations and new estimates are made about the future.

Projections of benefits for financial reporting purposes are based on the substantive plan (the plan as understood by the employers and plan members) and include the types of benefits provided at the time of each valuation and the historical pattern of sharing benefit costs between the employers and plan members to that point. The projection of benefits for financial reporting purposes does not explicitly incorporate the potential effects of legal or contractual funding limitations.

Actuarial calculations reflect a long-term perspective. For a newly hired employee, actuarial calculations will take into account the employee's entire career with the employer and also take into consideration the benefits, if any, paid to the employee after termination of employment until the death of the employee and any applicable contingent annuitant. In many cases, actuarial calculations reflect several decades of service with the employer and the payment of benefits after termination.

Key methods and assumptions used in calculating the total OPEB liability in the latest actuarial valuation date of June 30, 2023 and June 30, 2022 are presented below:

Wage inflation:

Current measurement date	2.40%
Prior measurement date	2.40%

Future salary increases, including inflation:

Current measurement date	3.25% to 13.58%
Prior measurement date	3.25% to 13.58%

Investment rate of return:

Current measurement date	7.00% net of investment expense, including inflation
Prior measurement date	7.00% net of investment expense, including inflation

Municipal bond index rate:

Current measurement date	3.86%
Prior measurement date	3.69%

Single equivalent interest rate, net of plan investment expense,
including price inflation:

Current measurement date	4.27%
Prior measurement date	4.08%

Medical trend assumption:

Current measurement date	6.75 to 4.40%
Prior measurement date	7.00 to 4.40%

**SPRINGFIELD-CLARK CAREER TECHNOLOGY CENTER
CLARK COUNTY, OHIO**

**NOTES TO THE BASIC FINANCIAL STATEMENTS
FOR THE FISCAL YEAR ENDED JUNE 30, 2024**

NOTE 11 - DEFINED BENEFIT OPEB PLANS - (Continued)

In 2023, the following mortality assumptions were used:

Healthy Retirees - PUB-2010 General Employee Amount Weighted Below Median Healthy Retiree mortality table projected to 2017 with ages set forward 1 year and adjusted 94.20% for males and set forward 2 years and adjusted 81.35% for females.

Disabled Retirees - PUB-2010 General Disabled Retiree mortality table projected to 2017 with ages set forward 5 years and adjusted 103.3% for males and set forward 3 years and adjusted 106.8% for females.

Contingent Survivors - PUB-2010 General Amount Weighted Below Median Contingent Survivor mortality table projected to 2017 with ages set forward 1 year and adjusted 105.5% for males and adjusted 122.5% for females.

Actives - PUB-2010 General Amount Weighted Below Median Employee mortality table.

Mortality Projection - Mortality rates are projected using a fully generational projection with Scale MP-2020.

In the prior measurement date, mortality rates were based on the PUB-2010 General Employee Amount Weighted Below Median Healthy Retiree mortality table projected to 2017 with ages set forward 1 year and adjusted 94.20% for males and set forward 2 years and adjusted 81.35% for females. Mortality among disabled members were based upon the PUB-2010 General Disabled Retiree mortality table projected to 2017 with ages set forward 5 years and adjusted 103.3% for males and set forward 3 years and adjusted 106.8% for females. Future improvement in mortality rates is reflected by applying the MP-2020 projection scale generationally.

The most recent experience study was completed for the five-year period ended June 30, 2020.

The long-term expected rate of return is reviewed as part of the regular experience studies prepared every five years for SERS. The most recent five-year experience study was performed for the period covering fiscal years 2016 through 2020, and was adopted by the Board on April 15, 2021. Several factors are considered in evaluating the long-term rate of return assumption including long-term historical data, estimates inherent in current market data, and a long-normal distribution analysis in which best estimate ranges of expected future real rates of return (expected return, net of investment expense and inflation) were developed by the investment consultant for each major asset class. These ranges were combined to produce the long-term expected rate of return, 7.00%, by weighting the expected future real rates of return by the target asset allocation percentage and then adding expected inflation. The assumption is intended to be a long-term assumption and is not expected to change absent a significant change in the asset allocation, a change in the inflation assumption, or a fundamental change in the market that alters expected returns in future years.

The long-term expected nominal rate of return has been determined by calculating a weighted average of the expected real return premiums for each asset class, adding the projected inflation rate, and adding the expected return from rebalancing uncorrelated asset classes.

**SPRINGFIELD-CLARK CAREER TECHNOLOGY CENTER
CLARK COUNTY, OHIO**

**NOTES TO THE BASIC FINANCIAL STATEMENTS
FOR THE FISCAL YEAR ENDED JUNE 30, 2024**

NOTE 11 - DEFINED BENEFIT OPEB PLANS - (Continued)

The target asset allocation and best estimates of arithmetic real rates of return for each major asset class are summarized as follows:

Asset Class	Target Allocation	Long-Term Expected Real Rate of Return
Cash	2.00 %	0.75 %
US Equity	24.75	4.82
Non-US Equity Developed	13.50	5.19
Non-US Equity Emerging	6.75	5.98
Fixed Income/Global Bonds	19.00	2.24
Private Equity	12.00	7.49
Real Estate/Real Assets	17.00	3.70
Private Debt/Private Credit	5.00	5.64
Total	100.00 %	

Discount Rate - The discount rate used to measure the total OPEB liability at June 30, 2023, was 4.27%. The discount rate used to measure total OPEB liability prior to June 30, 2023, was 4.08%. The projection of cash flows used to determine the discount rate assumed that contributions will be made from members and the System at the contribution rate of 1.50% of projected covered payroll each year, which includes a 1.50% payroll surcharge and no contributions from the basic benefits plan. Based on these assumptions, the OPEB plan's fiduciary net position is projected to be depleted in 2048 by SERS' actuaries. The Fidelity General Obligation 20-year Municipal Bond Index Rate was used in the determination of the single equivalent interest rate for both the June 30, 2022 and the June 30, 2023 total OPEB liability. The Municipal Bond Index Rate is the single rate that will generate a present value of benefit payments equal to the sum of the present value determined by the long-term expected rate of return, and the present value determined by discounting those benefits after the date of depletion. The Municipal Bond Index Rate was 3.86% at June 30, 2023 and 3.69% at June 30, 2022.

Sensitivity of the Center's Proportionate Share of the Net OPEB Liability to Changes in the Discount Rate and Changes in the Health Care Cost Trend Rates - The net OPEB liability is sensitive to changes in the discount rate and the health care cost trend rate. The following table presents the net OPEB liability, what the net OPEB liability would be if it were calculated using a discount rate that is 1 percentage point lower (3.27%) and higher (5.27%) than the current discount rate (4.27%). Also shown is what the net OPEB liability would be based on health care cost trend rates that are 1 percentage point lower (5.75% decreasing to 3.40%) and higher (7.75% decreasing to 5.40%) than the current rate (6.75% decreasing to 4.40%).

	1% Decrease	Current Discount Rate	1% Increase
Center's proportionate share of the net OPEB liability	\$ 780,304	\$ 610,430	\$ 476,477

	1% Decrease	Current Trend Rate	1% Increase
Center's proportionate share of the net OPEB liability	\$ 448,461	\$ 610,430	\$ 825,059

**SPRINGFIELD-CLARK CAREER TECHNOLOGY CENTER
CLARK COUNTY, OHIO**

**NOTES TO THE BASIC FINANCIAL STATEMENTS
FOR THE FISCAL YEAR ENDED JUNE 30, 2024**

NOTE 11 - DEFINED BENEFIT OPEB PLANS - (Continued)

Actuarial Assumptions - STRS

Key methods and assumptions used in the latest actuarial valuation, reflecting experience study results used in the June 30, 2023 actuarial valuation, compared with June 30, 2022 actuarial valuation, are presented below:

	June 30, 2023		June 30, 2022	
Inflation	2.50%		2.50%	
Projected salary increases	Varies by service from 2.50% to 8.50%		Varies by service from 2.50% to 8.50%	
Investment rate of return	7.00%, net of investment expenses, including inflation		7.00%, net of investment expenses, including inflation	
Payroll increases	3.00%		3.00%	
Cost-of-living adjustments (COLA)	0.00%		0.00%	
Discount rate of return	7.00%		7.00%	
Blended discount rate of return	N/A		N/A	
Health care cost trends				
	Initial	Ultimate	Initial	Ultimate
Medical				
Pre-Medicare	7.50%	4.14%	7.50%	3.94%
Medicare	-10.94%	4.14%	-68.78%	3.94%
Prescription Drug				
Pre-Medicare	-11.95%	4.14%	9.00%	3.94%
Medicare	1.33%	4.14%	-5.47%	3.94%

Projections of benefits include the historical pattern of sharing benefit costs between the employers and retired plan members.

For the June 30, 2023 actuarial valuation, for healthy retirees the post-retirement mortality rates are based on the Pub-2010 Teachers Healthy Annuitant Mortality Table, adjusted 110% for males, projected forward generationally using mortality improvement scale MP-2020; pre-retirement mortality rates are based on Pub-2010 Teachers Employee Table adjusted 95% for females, projected forward generationally using mortality improvement scale MP-2020. For disabled retirees, mortality rates are based on the Pub-2010 Teachers Disabled Annuitant Table projected forward generationally using mortality improvement scale MP-2020.

For the prior measurement date, for healthy retirees the post-retirement mortality rates are based on the Pub-2010 Teachers Healthy Annuitant Mortality Table, adjusted 110% for males, projected forward generationally using mortality improvement scale MP-2020; pre-retirement mortality rates are based on Pub-2010 Teachers Employee Table adjusted 95% for females, projected forward generationally using mortality improvement scale MP-2020. For disabled retirees, mortality rates are based on the Pub-2010 Teachers Disabled Annuitant Table projected forward generationally using mortality improvement scale MP-2020.

Actuarial assumptions used in the June 30, 2023 valuation are based on the results of an actuarial experience study for the period July 1, 2015 through June 30, 2021. An actuarial experience study is done on a quinquennial basis.

Assumption Changes Since the Prior Measurement Date - The discount rate remained unchanged at 7.00% for the June 30, 2023 valuation.

**SPRINGFIELD-CLARK CAREER TECHNOLOGY CENTER
CLARK COUNTY, OHIO**

**NOTES TO THE BASIC FINANCIAL STATEMENTS
FOR THE FISCAL YEAR ENDED JUNE 30, 2024**

NOTE 11 - DEFINED BENEFIT OPEB PLANS - (Continued)

Benefit Term Changes Since the Prior Measurement Date - Healthcare trends were updated to reflect emerging claims and recoveries experience as well as benefit changes effective January 1, 2024.

STRS' investment consultant develops an estimate range for the investment return assumption based on the target allocation adopted by the Retirement Board. The target allocation and long-term expected rate of return for each major asset class are summarized as follows:

Asset Class	Target Allocation*	Long-Term Expected Real Rate of Return **
Domestic Equity	26.00 %	6.60 %
International Equity	22.00	6.80
Alternatives	19.00	7.38
Fixed Income	22.00	1.75
Real Estate	10.00	5.75
Liquidity Reserves	1.00	1.00
Total	<u>100.00 %</u>	

* Final target weights reflected at October 1, 2022.

**10-Year annualized geometric nominal returns, which include the real rate of return and inflation of 2.25% and is net of investment expenses. Over a 30-year period, STRS' investment consultant indicates that the above target allocations should generate a return above the actuarial rate of return, without net value added by management.

Discount Rate - The discount rate used to measure the total OPEB liability was 7.00% as of June 30, 2023. The projection of cash flows used to determine the discount rate assumed STRS continues to allocate no employer contributions to the health care fund. Based on those assumptions, the OPEB plan's fiduciary net position was projected to be available to make all projected future benefit payments to current plan members as of June 30, 2023. Therefore, the long-term expected rate of return on health care fund investments of 7.00% was applied to all periods of projected health care costs to determine the total OPEB liability as of June 30, 2023.

Sensitivity of the Center's Proportionate Share of the Net OPEB Asset to Changes in the Discount and Health Care Cost Trend Rate - The following table represents the net OPEB asset as of June 30, 2023, calculated using the current period discount rate assumption of 7.00%, as well as what the net OPEB asset would be if it were calculated using a discount rate that is one percentage point lower (6.00%) or one percentage point higher (8.00%) than the current assumption. Also shown is the net OPEB asset as if it were calculated using health care cost trend rates that are one percentage point lower or one percentage point higher than the current health care cost trend rates.

	1% Decrease	Current Discount Rate	1% Increase
Center's proportionate share of the net OPEB asset	\$ 770,455	\$ 910,306	\$ 1,032,101
	1% Decrease	Current Trend Rate	1% Increase
Center's proportionate share of the net OPEB asset	\$ 1,037,753	\$ 910,306	\$ 756,798

**SPRINGFIELD-CLARK CAREER TECHNOLOGY CENTER
CLARK COUNTY, OHIO**

**NOTES TO THE BASIC FINANCIAL STATEMENTS
FOR THE FISCAL YEAR ENDED JUNE 30, 2024**

NOTE 12 - OTHER EMPLOYEE BENEFITS

Compensated Absences

The criteria for determining vacation and sick leave components are derived from negotiated agreements and State laws. Classified employees earn ten (10) to twenty (20) days of vacation per fiscal year, depending upon length of service.

Accumulated, unused vacation time is paid to classified employees upon termination of employment. Teachers and administrators do not earn vacation time with the exception of the Superintendent, Treasurer, and Technology Director.

Teachers, administrators, and classified employees earn sick leave at the rate of one and one-fourth days per month. Sick leave may be accumulated up to a maximum of 240 days for all employees. Upon retirement, payment is made for 25% of the first 120 days of sick leave days and 20.833% of sick leave days accumulated in excess of 120. The maximum severance is not to exceed 55 days for teachers and classified employees. For administrators, 30% of the first 120 days of total sick leave accumulation is paid, plus 20% of days in excess of 120 up to a maximum of 65 days for administrative personnel.

Insurance Benefits

The Center provides life insurance to most employees through Southwest Ohio EPC. Medical benefits are provided through Anthem Blue Cross and Blue Shield. Dental benefits are provided through Delta Dental. Vision benefits are provided through VSP.

NOTE 13 - LONG-TERM OBLIGATIONS

Changes in long-term obligations of the Center during fiscal year 2024 were as follows:

	Balance June 30, 2023	Additions	Reductions	Balance June 30, 2024	Amounts Due in One Year
Governmental activities:					
2014 HB264 Bond - direct borrowing	\$ 360,000	\$ -	\$ (60,000)	\$ 300,000	\$ 60,000
Net pension liability	12,551,252	8,410	(300,957)	12,258,705	-
Net OPEB liability	528,207	82,223	-	610,430	-
Leases payable	18,821	-	(18,821)	-	-
SBITAs payable	27,010	-	(13,168)	13,842	13,842
Compensated absences	756,219	125,794	(80,317)	801,696	70,648
Total governmental activities - long-term liabilities	<u>\$ 14,241,509</u>	<u>\$ 216,427</u>	<u>\$ (473,263)</u>	<u>\$ 13,984,673</u>	<u>\$ 144,490</u>

2014 HB 264 Bonds: On December 1, 2013 the Center issued HB264 bonds in the amount of \$897,020 at an interest rate of 3.25% for the purposes of school energy improvements. This issuance is considered a direct borrowing in that the terms have been negotiated between the Center and the lender and are not offered for public sale. The bonds will be retired from the general fund. The bonds mature on December 1, 2028.

**SPRINGFIELD-CLARK CAREER TECHNOLOGY CENTER
CLARK COUNTY, OHIO**

**NOTES TO THE BASIC FINANCIAL STATEMENTS
FOR THE FISCAL YEAR ENDED JUNE 30, 2024**

NOTE 13 - LONG-TERM OBLIGATIONS - (Continued)

Principal and interest requirements to retire general obligation debt outstanding at year end are as follows:

Fiscal Year Ending June 30	Principal	Interest	Total
2025	\$ 60,000	\$ 8,775	\$ 68,775
2026	60,000	6,825	66,825
2027	60,000	4,875	64,875
2028	60,000	2,925	62,925
2029	60,000	975	60,975
Total	\$ 300,000	\$ 24,375	\$ 324,375

Net Pension Liability and Net OPEB Liability/Asset: See Notes 10 and 11 for details. The Center pays obligations related to employee compensation from the fund benefiting from their service.

Leases Payable - The Center has entered into lease agreements for the use of right to use equipment. Due to the implementation of GASB Statement No. 87, the Center will report an intangible capital asset and corresponding liability for the future scheduled payments under the leases. The lease payments will be paid from the general fund.

The Center has entered into lease agreements for copier equipment and postage machine equipment at varying years and terms as follows:

<u>Leases</u>	Lease Commencement Date	Years	Lease End Date	Payment Method
ProSource Copiers	2022	2	2024	Monthly
Quadient Postage Machine	2021	4	2024	Monthly

There are no future lease payments under the lease agreements.

SBITA Payable - The Center has entered into agreements for the right to use subscription to software. Due to the implementation of GASB Statement No. 96, the Center will report an intangible capital asset and corresponding liability for the future scheduled payments under the subscriptions. The subscription payments will be paid from the general fund.

The Center has entered into an agreement for subscriptions at varying years and terms as follows:

<u>SBITA</u>	Commencement Date (Fiscal Year)	Years	End Date (Fiscal Year)	Payment Method
Active Internet Tech software	2022	3	2025	Annually

**SPRINGFIELD-CLARK CAREER TECHNOLOGY CENTER
CLARK COUNTY, OHIO**

**NOTES TO THE BASIC FINANCIAL STATEMENTS
FOR THE FISCAL YEAR ENDED JUNE 30, 2024**

NOTE 13 - LONG-TERM OBLIGATIONS - (Continued)

The following is a schedule of future payments under the agreements:

<u>Fiscal Year</u>	<u>Principal</u>	<u>Interest</u>	<u>Total</u>
2025	\$ 13,842	\$ 708	\$ 14,550
Total	<u>\$ 13,842</u>	<u>\$ 708</u>	<u>\$ 14,550</u>

Compensated Absences: The Center pays compensated absences primarily from the general fund and food service fund (a nonmajor governmental fund).

NOTE 14 - JOINT VENTURE

Early Childhood Education Center

The Springfield-Clark Career Technology Center had entered into an agreement with Clark State Community College to operate the Early Childhood Education Center (the ECE Center) until the Center's Board of Education approved the termination of the ECE Agreement, which dissolved the Council of Clark County Day Care Center and its COG effective January 1, 2017. Clark State Community College has acted as the ECE Center's fiscal agent. The Center has a financial responsibility to the ECE Center to finance any operating deficits based upon a formula in the agreement. The ECE Center did not incur an operating loss during fiscal year 2024. To obtain financial information, write to Early Childhood Education Center c/o Clark State Community College at 570 East Leffel Lane, Springfield, Ohio 45505.

NOTE 15 - JOINTLY GOVERNED ORGANIZATIONS

Miami Valley Educational Computer Association

The Center is a participant in the Miami Valley Educational Computer Association (MVECA) which is a computer consortium. MVECA is an association of public school districts within the boundaries of Clark, Clinton, Fayette, Greene, Ross, Madison, Montgomery and Highland Counties.

The organization was formed for the purpose of applying modern technology with the aid of computers and other electronic equipment to administrative and instructional functions among member school districts. The governing board of MVECA consists of six representatives from the member districts elected by majority vote of all charter member school districts within each county plus one representative from the fiscal agent. The Center paid MVECA \$61,302 for services provided during the fiscal year. Financial information can be obtained from MVECA at MVECA at 888 Dayton Street, Yellow Springs, Ohio 45387.

Southwestern Ohio Educational Purchasing Council

The Southwestern Ohio Educational Purchasing Council (EPC) is a purchasing cooperative. Starting with 13 school districts in Montgomery and Greene counties, the EPC today represents 283 school districts and boards of developmental disabilities in 47 counties. The purpose of the cooperative is to obtain prices for quality merchandise and services commonly used by schools. All member districts are obligated to pay all fees, charges, or other assessments as established by the EPC. Each member district has one voting representative. Title to any and all equipment, furniture and supplies purchased by the EPC is held in trust for the member districts. Any district withdrawing from the EPC shall forfeit its claim to any and all EPC assets. One year prior notice is necessary for withdrawal from the group.

During this time, the withdrawing member is liable for all member obligations. To obtain financial information, write to the Southwestern Ohio Educational Purchasing Council at 303 Corporate Center Drive, Suite 208, Vandalia, OH 45377.

**SPRINGFIELD-CLARK CAREER TECHNOLOGY CENTER
CLARK COUNTY, OHIO**

**NOTES TO THE BASIC FINANCIAL STATEMENTS
FOR THE FISCAL YEAR ENDED JUNE 30, 2024**

NOTE 16 - INSURANCE PURCHASING POOL

Ohio School Boards Association (OSBA) Workers' Compensation Group Rating Plan

The Center participates in a group rating plan for workers' compensation as established under Section 4123.29 of the Ohio Revised Code. The Ohio School Boards Association Workers' Compensation Group Rating Plan (GRP) was established through the Ohio School Boards Association (OSBA) as an insurance purchasing pool. The GRP's business and affairs are conducted by a three member Board of Directors consisting of the President, the President-Elect, and the Immediate Past President of the OSBA. The Executive Director of the OSBA, or his designee, serves as coordinator of the GRP. Each year, the participants pay an enrollment fee to the GRP to cover the costs of administering the program.

NOTE 17 - CONTINGENCIES

A. Grants

The Center receives significant financial assistance from numerous federal, state and local agencies in the form of grants. The disbursement of funds received under these programs generally requires compliance with terms and conditions specified in the grant agreements and is subject to audit by the grantor agencies. Any disallowed claims resulting from such audits could become a liability of the General Fund or other applicable funds. However, in the opinion of management, any such disallowed claims will not have a material effect on any of the financial statements included herein or on the overall financial position of the Center as of June 30, 2024.

B. Litigation

The Center is involved in no material litigation as either plaintiff or defendant.

C. Foundation Funding

Foundation funding is based on the annualized full-time equivalent (FTE) enrollment of each student. Career centers must comply with minimum hours of instruction, instead of a minimum number of school days each year. The funding formula the Ohio Department of Education and Workforce (ODEW) is legislatively required to follow will continue to adjust as enrollment information is updated by the Center, which can extend past the fiscal year-end. As of the date of this report, ODEW has not finalized the impact of enrollment adjustments to the June 30, 2024 Foundation funding for the Center; therefore, the financial statement impact is not determinable at this time. ODEW and management believe this will result in either a receivable to or liability of the Center.

NOTE 18 - COVID-19

The United States and the State of Ohio declared a state of emergency in March of 2020 due to the COVID-19 pandemic. Ohio's state of emergency ended in June 2021 while the national state of emergency ended in April 2023. During fiscal year 2024, the Center received COVID-19 funding. The Center will continue to spend available COVID-19 funding consistent with the applicable program guidelines.

NOTE 19 - SET-ASIDES

The Center is required by State law to annually set-aside certain general fund revenue amounts, as defined by statutory formula, for the acquisition and construction of capital improvements. Amounts not spent by the end of the fiscal year or offset by similarly restricted resources received during the year must be held in cash at fiscal year-end. This amount must be carried forward to be used for the same purpose in future years. Expenditures exceeding the set-aside requirement may not be carried forward to the next fiscal year.

**SPRINGFIELD-CLARK CAREER TECHNOLOGY CENTER
CLARK COUNTY, OHIO**

**NOTES TO THE BASIC FINANCIAL STATEMENTS
FOR THE FISCAL YEAR ENDED JUNE 30, 2024**

NOTE 19 - SET-ASIDES - (Continued)

The following cash-basis information describes the change in the fiscal year-end set-aside amount for capital improvements. Disclosure of this information is required by State statute.

	<u>Capital Improvements</u>
Set-aside balance June 30, 2023	\$ -
Current year set-aside requirement	154,738
Current year offsets	(154,738)
Prior year offset from bond proceeds	<u>-</u>
Total	<u>\$ -</u>
Balance carried forward to fiscal year 2025	<u>\$ -</u>
Set-aside balance June 30, 2024	<u>\$ -</u>

During fiscal year 2013, the Center issued \$897,020 in capital related school improvement bonds. The amount presented for prior year offset from bond proceeds is limited to an amount needed to reduce the capital improvements set-aside balance to zero. The Center is responsible for tracking the amount of bond proceeds that may be used as an offset in future periods, which was \$690,650 at June 30, 2024.

NOTE 20 - OTHER COMMITMENTS

The Center utilizes encumbrance accounting as part of its budgetary controls. Encumbrances outstanding at year end may be reported as part of restricted, committed, or assigned classifications of fund balance. At fiscal year end, the Center's commitments for encumbrances in the governmental funds were as follows:

<u>Fund</u>	<u>Year-End Encumbrances</u>
General fund	\$ 48,801
Nonmajor governmental funds	<u>70,123</u>
Total	<u>\$ 118,924</u>

NOTE 21 - TAX ABATEMENT AGREEMENTS ENTERED INTO BY OTHER GOVERNMENTS

Various taxing districts including the City of Springfield and Clark County entered into Community Redevelopment Agreements (CRA) and Economic Zone Agreement (EZs) with various companies for the abatement of property taxes to bring jobs and economic development into the area. Under the agreement, the companies' property taxes assessed to the Center have been abated. During fiscal year 2024, the Center's property taxes were reduced by approximately \$42,264.

NOTE 22 - SHARED SERVICE AGREEMENT

For fiscal year 2024, the Center entered into an agreement with the Global Impact STEM Academy ("Academy") to provide food service for the Academy. Under the agreement, the Center agrees to share staffing and equipment to provide lunches to the Academy's students. Activity related to the shared service agreement is included in the food service fund (a nonmajor governmental fund).

REQUIRED SUPPLEMENTARY INFORMATION

**SPRINGFIELD-CLARK CAREER TECHNOLOGY CENTER
CLARK COUNTY, OHIO**

SCHEDULE OF REVENUES, EXPENDITURES AND CHANGES IN
FUND BALANCE - BUDGET AND ACTUAL (NON-GAAP BUDGETARY BASIS)
GENERAL FUND
FOR THE FISCAL YEAR ENDED JUNE 30, 2024

	<u>Budgeted Amounts</u>		<u>Actual Amounts</u>	<u>Variance with</u>
	<u>Original</u>	<u>Final</u>	<u>Budgetary</u>	<u>Final Budget -</u>
			<u>Basis</u>	<u>over (under)</u>
				<u>Actual Amounts</u>
Budgetary revenues and other financing sources	\$ 13,613,837	\$ 15,474,939	\$ 15,586,764	\$ 111,825
Budgetary expenditures and other financing uses	15,868,010	16,888,052	14,741,109	(2,146,943)
Net change in fund balance	(2,254,173)	(1,413,113)	845,655	2,258,768
Budgetary fund balance at beginning of year	11,553,402	11,553,402	11,553,402	-
Prior year encumbrances appropriated	120,527	120,527	120,527	-
Budgetary fund balance at end of year	<u>\$ 9,419,756</u>	<u>\$ 10,260,816</u>	<u>\$ 12,519,584</u>	<u>\$ 2,258,768</u>

SEE ACCOMPANYING NOTES TO THE REQUIRED SUPPLEMENTARY INFORMATION

**SPRINGFIELD-CLARK CAREER TECHNOLOGY CENTER
CLARK COUNTY, OHIO**

SCHEDULES OF THE REQUIRED SUPPLEMENTARY INFORMATION

SCHEDULE OF THE CENTER'S PROPORTIONATE SHARE OF
THE NET PENSION LIABILITY AND
CENTER PENSION CONTRIBUTIONS
SCHOOL EMPLOYEES RETIREMENT SYSTEM (SERS) OF OHIO

LAST TEN FISCAL YEARS

Fiscal Year (1)	Center's Proportion of the Net Pension Liability	Center's Proportionate Share of the Net Pension Liability	Center's Covered Payroll	Center's Proportionate Share of the Net Pension Liability as a Percentage of its Covered Payroll	Plan Fiduciary Net Position as a Percentage of the Total Pension Liability
2024	0.039437600%	\$ 2,179,131	\$ 1,569,807	138.82%	76.06%
2023	0.040133300%	2,170,721	1,439,807	150.76%	75.82%
2022	0.040144500%	1,481,216	1,385,529	106.91%	82.86%
2021	0.039966000%	2,643,475	1,403,529	188.34%	68.55%
2020	0.043587600%	2,607,923	1,495,756	174.35%	70.85%
2019	0.047035300%	2,693,799	1,545,267	174.33%	71.36%
2018	0.043561900%	2,602,727	1,414,979	183.94%	69.50%
2017	0.043994800%	3,220,013	1,366,314	235.67%	62.98%
2016	0.045127700%	2,575,029	1,600,099	160.93%	69.16%
2015	0.043354000%	2,194,121	1,272,518	172.42%	71.70%

Fiscal Year	Contractually Required Contributions	Contributions in Relation to the Contractually Required Contributions	Contribution Deficiency (Excess)	Center's Covered Payroll	Contributions as a Percentage of Covered Payroll
2024	\$ 255,527	\$ (255,527)	\$ -	\$ 1,825,193	14.00%
2023	219,773	(219,773)	-	1,569,807	14.00%
2022	201,573	(201,573)	-	1,439,807	14.00%
2021	193,974	(193,974)	-	1,385,529	14.00%
2020	196,494	(196,494)	-	1,403,529	14.00%
2019	201,927	(201,927)	-	1,495,756	13.50%
2018	208,611	(208,611)	-	1,545,267	13.50%
2017	198,097	(198,097)	-	1,414,979	14.00%
2016	191,284	(191,284)	-	1,366,314	14.00%
2015	210,893	(210,893)	-	1,600,099	13.18%

(1) Amounts presented for each fiscal year were determined as of the Center's measurement date which is the prior year-end.

SEE ACCOMPANYING NOTES TO THE REQUIRED SUPPLEMENTARY INFORMATION

**SPRINGFIELD-CLARK CAREER TECHNOLOGY CENTER
CLARK COUNTY, OHIO**

SCHEDULES OF THE REQUIRED SUPPLEMENTARY INFORMATION

SCHEDULE OF THE CENTER'S PROPORTIONATE SHARE OF
THE NET PENSION LIABILITY AND
CENTER PENSION CONTRIBUTIONS
STATE TEACHERS RETIREMENT SYSTEM (STRS) OF OHIO

LAST TEN FISCAL YEARS

Fiscal Year (1)	Center's Proportion of the Net Pension Liability	Center's Proportionate Share of the Net Pension Liability	Center's Covered Payroll	Center's Proportionate Share of the Net Pension Liability as a Percentage of its Covered Payroll	Plan Fiduciary Net Position as a Percentage of the Total Pension Liability
2024	0.046805680%	\$ 10,079,574	\$ 6,475,921	155.65%	80.02%
2023	0.046695780%	10,380,531	6,121,979	169.56%	78.88%
2022	0.048848849%	6,245,764	6,024,657	103.67%	87.78%
2021	0.048263130%	11,677,960	5,869,936	198.95%	75.48%
2020	0.050461130%	11,159,176	5,933,107	188.08%	77.40%
2019	0.049363010%	10,853,818	5,662,493	191.68%	77.31%
2018	0.048620580%	11,549,923	5,430,257	212.70%	75.30%
2017	0.048915480%	16,373,486	5,463,221	299.70%	66.80%
2016	0.048760120%	13,475,871	5,386,371	250.18%	72.10%
2015	0.050038050%	12,170,985	5,505,777	221.06%	74.70%

Fiscal Year	Contractually Required Contributions	Contributions in Relation to the Contractually Required Contributions	Contribution Deficiency (Excess)	Center's Covered Payroll	Contributions as a Percentage of Covered Payroll
2024	\$ 975,041	\$ (975,041)	\$ -	\$ 6,964,579	14.00%
2023	906,629	(906,629)	-	6,475,921	14.00%
2022	857,077	(857,077)	-	6,121,979	14.00%
2021	843,452	(843,452)	-	6,024,657	14.00%
2020	821,791	(821,791)	-	5,869,936	14.00%
2019	830,635	(830,635)	-	5,933,107	14.00%
2018	792,749	(792,749)	-	5,662,493	14.00%
2017	760,236	(760,236)	-	5,430,257	14.00%
2016	764,851	(764,851)	-	5,463,221	14.00%
2015	754,092	(754,092)	-	5,386,371	14.00%

(1) Amounts presented for each fiscal year were determined as of the Center's measurement date which is the prior year-end.

SEE ACCOMPANYING NOTES TO THE REQUIRED SUPPLEMENTARY INFORMATION

**SPRINGFIELD-CLARK CAREER TECHNOLOGY CENTER
CLARK COUNTY, OHIO**

SCHEDULES OF THE REQUIRED SUPPLEMENTARY INFORMATION

SCHEDULE OF THE CENTER'S PROPORTIONATE SHARE OF
THE NET OPEB LIABILITY AND
CENTER OPEB CONTRIBUTIONS
SCHOOL EMPLOYEES RETIREMENT SYSTEM (SERS) OF OHIO

LAST EIGHT AND TEN FISCAL YEARS

Fiscal Year (1) (2)	Center's Proportion of the Net OPEB Liability	Center's Proportionate Share of the Net OPEB Liability	Center's Covered Payroll	Center's Proportionate Share of the Net OPEB Liability as a Percentage of its Covered Payroll	Plan Fiduciary Net Position as a Percentage of the Total OPEB Liability
2024	0.037053100%	\$ 610,430	\$ 1,569,807	38.89%	30.02%
2023	0.037621300%	528,207	1,439,807	36.69%	30.34%
2022	0.038133200%	721,702	1,385,529	52.09%	24.08%
2021	0.038380100%	834,125	1,403,529	59.43%	18.17%
2020	0.041286100%	1,038,259	1,495,756	69.41%	15.57%
2019	0.043933800%	1,218,842	1,545,267	78.88%	13.57%
2018	0.041263600%	1,107,407	1,414,979	78.26%	12.46%
2017	0.041370320%	1,179,207	1,366,314	86.31%	11.49%

Fiscal Year	Contractually Required Contributions	Contributions in Relation to the Contractually Required Contributions	Contribution Deficiency (Excess)	Center's Covered Payroll	Contributions as a Percentage of Covered Payroll
2024	\$ 13,748	\$ (13,748)	\$ -	\$ 1,825,193	0.75%
2023	8,052	(8,052)	-	1,569,807	0.51%
2022	7,100	(7,100)	-	1,439,807	0.49%
2021	9,440	(9,440)	-	1,385,529	0.68%
2020	10,026	(10,026)	-	1,403,529	0.71%
2019	16,826	(16,826)	-	1,495,756	1.12%
2018	14,659	(14,659)	-	1,545,267	0.95%
2017	8,883	(8,883)	-	1,414,979	0.63%
2016	7,146	(7,146)	-	1,366,314	0.52%
2015	17,978	(17,978)	-	1,600,099	1.12%

(1) Amounts presented for each fiscal year were determined as of the Center's measurement date which is the prior year-end.

(2) Information prior to 2017 is not available. Schedule is intended to show information for 10 years.

Additional years will be displayed as they become available.

SEE ACCOMPANYING NOTES TO THE REQUIRED SUPPLEMENTARY INFORMATION

**SPRINGFIELD-CLARK CAREER TECHNOLOGY CENTER
CLARK COUNTY, OHIO**

SCHEDULES OF THE REQUIRED SUPPLEMENTARY INFORMATION

SCHEDULE OF THE CENTER'S PROPORTIONATE SHARE OF
THE NET OPEB LIABILITY/(ASSET) AND
CENTER OPEB CONTRIBUTIONS
STATE TEACHERS RETIREMENT SYSTEM (STRS) OF OHIO

LAST EIGHT AND TEN FISCAL YEARS

Fiscal Year (1) (2)	Center's Proportion of the Net OPEB Liability/(Asset)	Center's Proportionate Share of the Net OPEB Liability/(Asset)	Center's Covered Payroll	Center's Proportionate Share of the Net OPEB Liability/(Asset) as a Percentage of its Covered Payroll	Plan Fiduciary Net Position as a Percentage of the Total OPEB Liability/(Asset)
2024	0.046805680%	\$ (910,306)	\$ 6,475,921	14.06%	168.52%
2023	0.046695780%	(1,209,109)	6,121,979	19.75%	230.73%
2022	0.048848849%	(1,029,938)	6,024,657	17.10%	174.73%
2021	0.048263130%	(848,224)	5,869,936	14.45%	182.10%
2020	0.050461130%	(835,757)	5,933,107	14.09%	174.74%
2019	0.049363010%	(793,213)	5,662,493	14.01%	176.00%
2018	0.048620580%	1,896,996	5,430,257	34.93%	47.10%
2017	0.048915480%	2,616,013	5,463,221	47.88%	37.30%

Fiscal Year	Contractually Required Contributions	Contributions in Relation to the Contractually Required Contributions	Contribution Deficiency (Excess)	Center's Covered Payroll	Contributions as a Percentage of Covered Payroll
2024	\$ -	\$ -	\$ -	\$ 6,964,579	0.00%
2023	-	-	-	6,475,921	0.00%
2022	-	-	-	6,121,979	0.00%
2021	-	-	-	6,024,657	0.00%
2020	-	-	-	5,869,936	0.00%
2019	-	-	-	5,933,107	0.00%
2018	-	-	-	5,662,493	0.00%
2017	-	-	-	5,430,257	0.00%
2016	-	-	-	5,463,221	0.00%
2015	-	-	-	5,386,371	0.00%

(1) Amounts presented for each fiscal year were determined as of the Center's measurement date which is the prior year-end.

(2) Information prior to 2017 is not available. Schedule is intended to show information for 10 years.

Additional years will be displayed as they become available.

SEE ACCOMPANYING NOTES TO THE REQUIRED SUPPLEMENTARY INFORMATION

**SPRINGFIELD-CLARK CAREER TECHNOLOGY CENTER
CLARK COUNTY, OHIO**

**NOTES TO THE REQUIRED SUPPLEMENTARY INFORMATION
FOR THE FISCAL YEAR ENDED JUNE 30, 2024**

NOTE 1 - BUDGETARY PROCESS

All funds, except custodial funds, are legally required to be budgeted and appropriated. The major documents prepared are the tax budget, the appropriations resolution and the certificate of estimated resources which are prepared on the budgetary basis of accounting. The tax budget demonstrates a need for existing or increased tax rates. The certificate of estimated resources establishes a limit on the amount that the Board of Education may appropriate. The appropriation resolution is Board's authorization to spend resources and sets annual limits on expenditures plus encumbrances at the level of control selected by Board. The legal level of control has been established by Board at the fund level. Any budgetary modifications at this level may only be made by resolution of the Board of Education.

The certificate of estimated resources may be amended during the year if projected increases or decreases in revenue are identified by the Center Treasurer. The amounts reported as the original budgeted amounts on the budgetary schedules reflect the amounts on the certificate of estimated resources when the original appropriations were adopted. The amounts reported as the final budgeted amounts on the budgetary schedules reflect the amounts on the final amended certificate of estimated resources issued during the fiscal year 2022.

The appropriation resolution is subject to amendment by the Board throughout the year with the restriction that appropriations cannot exceed estimated resources. The amounts reported as the original budgeted amounts reflect the first appropriation resolution for that fund that covered the entire year, including amounts automatically carried forward from prior years. The amounts reported as the final budgeted amounts represent the final appropriation amounts passed by Board during the year.

While reporting financial position, results of operations, and changes in fund balance on the basis of generally accepted accounting principles (GAAP), the budgetary basis as provided by law is based upon accounting for certain transactions on a basis of cash receipts and disbursements.

The statement of revenue, expenditures and changes in fund balance - budget and actual (non-GAAP budgetary basis) presented for the general fund is presented on the budgetary basis to provide a meaningful comparison of actual results with the budget. The major differences between the budget basis and the GAAP basis are that:

- (a) Revenues and other financing sources are recorded when received in cash (budget basis) as opposed to when susceptible to accrual (GAAP basis);
- (b) Expenditures and other financing uses are recorded when paid in cash (budget basis) as opposed to when the liability is incurred (GAAP basis);
- (c) In order to determine compliance with Ohio law, and to reserve that portion of the applicable appropriation, total outstanding encumbrances (budget basis) are recorded as the equivalent of an expenditure, as opposed to assigned or committed fund balance for that portion of outstanding encumbrances not already recognized as an account payable (GAAP basis); and
- (d) Some funds are included in the general fund (GAAP basis) but have separate legally adopted budgets (budget basis).

**SPRINGFIELD-CLARK CAREER TECHNOLOGY CENTER
CLARK COUNTY, OHIO**

**NOTES TO THE REQUIRED SUPPLEMENTARY INFORMATION
FOR THE FISCAL YEAR ENDED JUNE 30, 2024**

NOTE 1 - BUDGETARY PROCESS - (Continued)

The adjustments necessary to convert the results of operations for the year on the budget basis to the GAAP basis is as follows:

Net Change in Fund Balance

	<u>General fund</u>
Budget basis	\$ 845,655
Net adjustment for revenue accruals and other sources	888,997
Net adjustment for expenditure accruals and other uses	237,419
Funds budgeted elsewhere	7,433
Adjustments for encumbrances	<u>120,108</u>
GAAP Basis	<u>\$ 2,099,612</u>

As part of Governmental Accounting Standards Board Statement No. 54, "Fund Balance Reporting", certain funds that are legally budgeted in separate special revenue funds are considered part of the general fund. This includes the special trust fund, uniform school supplies fund, public school support fund, the rotary fund, the director's fund, and the worker's compensation fund.

NOTE 2 - PENSIONS & OTHER POSTEMPLOYMENT BENEFITS (OPEB)

PENSION

SCHOOL EMPLOYEES RETIREMENT SYSTEM (SERS) OF OHIO

Change in benefit terms:

- There were no changes in benefit terms from the amounts reported for fiscal year 2015.
- There were no changes in benefit terms from the amounts reported for fiscal year 2016.
- There were no changes in benefit terms from the amounts reported for fiscal year 2017.
- For fiscal year 2018, SERS changed from a fixed 3% annual increase to a Cost of Living Adjustment (COLA) based on the changes in the Consumer Price Index (CPI-W), with a cap of 2.5% and a floor of 0%.
- For fiscal year 2019, with the authority granted the Board under Senate Bill 8, the Board has enacted a three year COLA delay for future benefit recipients commencing benefits on or after April 1, 2018.
- There were no changes in benefit terms from the amounts previously reported for fiscal year 2020.
- There were no changes in benefit terms from the amounts previously reported for fiscal year 2021.
- For fiscal year 2022, SERS changed from a Cost of Living Adjustment (COLA) of 2.5% to 2.0%.
- There were no changes in benefit terms from the amounts reported for fiscal year 2023.
- There were no changes in benefit terms from the amounts reported for fiscal year 2024.

Change in assumptions:

- There were no changes in methods and assumptions used in the calculation of actuarial determined contributions for fiscal year 2015.
- There were no changes in methods and assumptions used in the calculation of actuarial determined contributions for fiscal year 2016.

**SPRINGFIELD-CLARK CAREER TECHNOLOGY CENTER
CLARK COUNTY, OHIO**

**NOTES TO THE REQUIRED SUPPLEMENTARY INFORMATION
FOR THE FISCAL YEAR ENDED JUNE 30, 2024**

NOTE 2 - PENSIONS & OTHER POSTEMPLOYMENT BENEFITS (OPEB) - (Continued)

- For fiscal year 2017, the following changes of assumptions affected the total pension liability since the prior measurement date: (a) the assumed rate of inflation was reduced from 3.25% to 3.00%, (b) payroll growth assumption was reduced from 4.00% to 3.50%, (c) assumed real wage growth was reduced from 0.75% to 0.50%, (d) rates of withdrawal, retirement and disability were updated to reflect recent experience, (e) mortality among active members was updated to RP-2014 Blue Collar Mortality Table with fully generational projection and a five year age set-back for both males and females, (f) mortality among service retired members and beneficiaries was updated to the following RP-2014 Blue Collar Mortality Table with fully generational projection with Scale BB, 120% of male rates and 110% of female rates, (g) mortality among disabled members was updated to RP-2000 Disabled Mortality Table, 90% for male rates and 100% for female rates, set back five years is used for the period after disability retirement and (h) the discount rate was reduced from 7.75% to 7.50%.
- There were no changes in methods and assumptions used in the calculation of actuarial determined contributions for fiscal year 2018.
- There were no changes in methods and assumptions used in the calculation of actuarial determined contributions for fiscal year 2019.
- There were no changes in methods and assumptions used in the calculation of actuarial determined contributions for fiscal year 2020.
- There were no changes in methods and assumptions used in the calculation of actuarial determined contributions for fiscal year 2021.
- For fiscal year 2022, the following changes of assumptions affected the total pension liability since the prior measurement date: (a) wage inflation decreased from 3.00% to 2.40%, (b) future salary increases changed from 3.50%-18.20% to 3.25%-13.58%, (c) investment rate of return decreased from 7.50% to 7.00%, (d) discount rate decreased from 7.50% to 7.00% and (e) mortality tables changed from the RP-2014 Blue Collar mortality table to the PUB-2010 General Employee Amount Weighted Below Median Healthy Retiree mortality table.
- There were no changes in methods and assumptions used in the calculation of actuarial determined contributions for fiscal year 2023.
- There were no changes in methods and assumptions used in the calculation of actuarial determined contributions for fiscal year 2024.

STATE TEACHERS RETIREMENT SYSTEM (STRS) OF OHIO

Change in benefit terms:

- There were no changes in benefit terms from the amounts reported for fiscal year 2015.
- There were no changes in benefit terms from the amounts reported for fiscal year 2016.
- There were no changes in benefit terms from the amounts reported for fiscal year 2017.
- For fiscal year 2018, STRS decreased the Cost of Living Adjustment (COLA) to zero.
- There were no changes in benefit terms from amounts previously reported for fiscal year 2019.
- There were no changes in benefit terms from amounts previously reported for fiscal year 2020.
- There were no changes in benefit terms from amounts previously reported for fiscal year 2021.
- There were no changes in benefit terms from amounts previously reported for fiscal year 2022.
- There were no changes in benefit terms from amounts previously reported for fiscal year 2023.

Changes in assumptions:

- There were no changes in methods and assumptions used in the calculation of actuarial determined contributions for fiscal year 2015.
- There were no changes in methods and assumptions used in the calculation of actuarial determined contributions for fiscal year 2016.
- There were no changes in methods and assumptions used in the calculation of actuarial determined contributions for fiscal year 2017.

**SPRINGFIELD-CLARK CAREER TECHNOLOGY CENTER
CLARK COUNTY, OHIO**

**NOTES TO THE REQUIRED SUPPLEMENTARY INFORMATION
FOR THE FISCAL YEAR ENDED JUNE 30, 2024**

NOTE 2 - PENSIONS & OTHER POSTEMPLOYMENT BENEFITS (OPEB) - (Continued)

- For fiscal year 2018, the following changes of assumption affected the total pension liability since the prior measurement date: (a) the long-term expected rate of return was reduced from 7.75% to 7.45%, (b) the inflation assumption was lowered from 2.75% to 2.50%, (c) the payroll growth assumption was lowered to 3.00%, (d) total salary increases rate was lowered by decreasing the merit component of the individual salary increases, in addition to a decrease of 0.25% due to lower inflation, (e) the healthy and disabled mortality assumptions were updated to the RP-2014 mortality tables with generational improvement scale MP-2016 and (f) rates of retirement, termination and disability were modified to better reflect anticipated future experience.
- There were no changes in methods and assumptions used in the calculation of actuarial determined contributions for fiscal year 2019.
- There were no changes in methods and assumptions used in the calculation of actuarial determined contributions for fiscal year 2020.
- There were no changes in methods and assumptions used in the calculation of actuarial determined contributions for fiscal year 2021.
- For fiscal year 2022, the following changes of assumption affected the total pension liability since the prior measurement date: (a) the long-term expected rate of return was reduced from 7.45% to 7.00% and (b) the discount rate of return was reduced from 7.45% to 7.00%.
- For fiscal year 2023, the following changes of assumption affected the total pension liability since the prior measurement date: the projected salary increases went from 12.50% at age 20 to 2.50% at age 65 to varies by service from 2.50% to 8.50%.
- There were no changes in methods and assumptions used in the calculation of actuarial determined contributions for fiscal year 2024.

OTHER POSTEMPLOYMENT BENEFITS (OPEB)

SCHOOL EMPLOYEES RETIREMENT SYSTEM (SERS) OF OHIO

Change in benefit terms:

- There were no changes in benefit terms from the amounts reported for fiscal year 2017.
- There were no changes in benefit terms from the amounts reported for fiscal year 2018.
- There were no changes in benefit terms from the amounts reported for fiscal year 2019.
- There were no changes in benefit terms from the amounts reported for fiscal year 2020.
- There were no changes in benefit terms from the amounts reported for fiscal year 2021.
- There were no changes in benefit terms from the amounts reported for fiscal year 2022.
- There were no changes in benefit terms from the amounts reported for fiscal year 2023.
- There were no changes in benefit terms from the amounts reported for fiscal year 2024.

Change in assumptions:

- There were no changes in methods and assumptions used in the calculation of actuarial determined contributions for fiscal year 2017.

**SPRINGFIELD-CLARK CAREER TECHNOLOGY CENTER
CLARK COUNTY, OHIO**

**NOTES TO THE REQUIRED SUPPLEMENTARY INFORMATION
FOR THE FISCAL YEAR ENDED JUNE 30, 2024**

NOTE 2 - PENSIONS & OTHER POSTEMPLOYMENT BENEFITS (OPEB) - (Continued)

- For fiscal year 2018, the following changes of assumptions affected the total OPEB liability since the prior measurement date: (a) assumed rate of inflation was reduced from 3.25% to 3.00%, (b) payroll growth assumption was reduced from 4.00% to 3.50%, (c) assumed real wage growth was reduced from 0.75% to 0.50%, (d) rates of withdrawal, retirement, and disability were updated to reflect recent experience, (e) mortality among active members was updated to the following: RP-2014 Blue Collar Mortality Table with fully generational projection and a five-year age set-back for both males and females, (f) mortality among service retired members and beneficiaries was updated to the following: RP-2014 Blue Collar Mortality Table with fully generational projection with Scale BB, 120% of male rates, and 110% of female rates, (g) mortality among disabled members was updated to the following: RP-2000 Disabled Mortality Table, 90% for male rates and 100% for female rates, set back five years is used for the period after disability retirement, (h) the municipal bond index rate increased from 2.92% to 3.56% and (i) the single equivalent interest rate, net of plan investment expense, including price inflation increased from 2.98% to 3.63%.
- For fiscal year 2019, the following changes of assumptions affected the total OPEB liability since the prior measurement date: (a) the discount rate increased from 3.63% to 3.70%, (b) the health care cost trend rates for Medicare were changed from a range of 5.50%-5.00% to a range of 5.375%-4.75% and Pre-Medicare were changed from a range of 7.50%-5.00% to a range of 7.25%-4.75%, (c) the municipal bond index rate increased from 3.56% to 3.62% and (d) the single equivalent interest rate, net of plan investment expense, including price inflation increased from 3.63% to 3.70%.
- For fiscal year 2020, the following changes of assumptions affected the total OPEB liability since the prior measurement date: (a) the discount rate decreased from 3.70% to 3.22%, (b) the health care cost trend rates for Medicare were changed from a range of 5.375%-4.75% to a range of 5.25%-4.75% and Pre-Medicare were changed from a range of 7.25%-4.75% to a range of 7.00%-4.75%, (c) the municipal bond index rate decreased from 3.62% to 3.13% and (d) the single equivalent interest rate, net of plan investment expense, including price inflation decreased from 3.70% to 3.22%.
- For fiscal year 2021, the following changes of assumptions affected the total OPEB liability since the prior measurement date: (a) the discount rate decreased from 3.22% to 2.63% and (b) the municipal bond index rate decreased from 3.13% to 2.45%, and (c) the single equivalent interest rate, net of plan investment expense, including price inflation decreased from 3.22% to 2.63%.
- For fiscal year 2022, the following changes of assumptions affected the total OPEB liability since the prior measurement date: (a) wage inflation decreased from 3.00% to 2.40%, (b) future salary increases changed from 3.50%-18.20% to 3.25%-13.58%, (c) investment rate of return decreased from 7.50% to 7.00%, (d) discount rate decreased from 7.50% to 7.00% and (e) mortality tables changed from the RP-2014 Blue Collar mortality table to the PUB-2010 General Employee Amount Weighted Below Median Healthy Retiree mortality table.
- For fiscal year 2023, the following changes of assumptions affected the total OPEB liability since the prior measurement date: (a) municipal bond index rate went from 1.92% to 3.69%, (b) single equivalent interest rate when from 2.27% to 4.08% and (c) medical trend assumptions went from 5.125% to 4.40% Medicare and 6.75% to 4.40% Pre-Medicare to 7.00% to 4.40%.
- For fiscal year 2024, the following changes of assumptions affect the total OPEB liability since the prior measurement date: (a) municipal bond index rate went from 3.69% to 3.86%, (b) single equivalent interest rate when from 4.08% to 4.27% and (c) medical trend assumptions went from 7.00% to 4.40% to 6.75% to 4.40%.

STATE TEACHERS RETIREMENT SYSTEM (STRS) OF OHIO

Change in benefit terms:

- There were no changes in benefit terms from the amounts previously reported for fiscal year 2017.
- For fiscal year 2018, STRS reduced the subsidy multiplier for non-Medicare benefit recipients from 2.1% to 1.9% per year of service. Medicare Part B premium reimbursements were discontinued for certain survivors and beneficiaries and all remaining Medicare Part B premium reimbursements will be discontinued beginning January 2019.

**SPRINGFIELD-CLARK CAREER TECHNOLOGY CENTER
CLARK COUNTY, OHIO**

**NOTES TO THE REQUIRED SUPPLEMENTARY INFORMATION
FOR THE FISCAL YEAR ENDED JUNE 30, 2024**

NOTE 2 - PENSIONS & OTHER POSTEMPLOYMENT BENEFITS (OPEB) - (Continued)

- For fiscal year 2019, STRS increased the subsidy multiplier for non-Medicare benefit recipients from 1.9% to 1.944% per year of service effective January 1, 2019. The non-Medicare frozen subsidy base premium was increased January 1, 2019 and all remaining Medicare Part B premium reimbursements will be discontinued beginning January 1, 2020.
- For fiscal year 2020, STRS increased the subsidy percentage from 1.944% to 1.984% effective January 1, 2020. The Medicare subsidy percentages were adjusted effective January 1, 2021 to 2.1% for the Medicare plan. The Medicare Part B monthly reimbursement elimination date was postponed to January 1, 2021.
- For fiscal year 2021, the non-Medicare subsidy percentage was increased effective January 1, 2021 from 1.984% to 2.055% per year of service. The non-Medicare frozen subsidy base premium was increased effective January 1, 2021. The Medicare subsidy percentages were adjusted effective January 1, 2021 to 2.1% for the AMA Medicare plan. The Medicare Part B monthly reimbursement elimination date was postponed indefinitely.
- For fiscal year 2022, the non-Medicare subsidy percentage was increased effective January 1, 2022 from 2.055% to 2.100%. The non-Medicare frozen subsidy base premium was increased effective January 1, 2022. The Medicare Part D subsidy was updated to reflect it is expected to be negative in CY2022. The Part B monthly reimbursement elimination date was postponed indefinitely.
- There were no changes in benefit terms from the amounts previously reported for fiscal year 2023.
- There were no changes in benefit terms from the amounts previously reported for fiscal year 2024.

Change in assumptions:

- There were no changes in methods and assumptions used in the calculation of actuarial determined contributions for fiscal year 2017.
- For fiscal year 2018, the following changes of assumptions affected the total OPEB liability since the prior measurement date: (a) the discount rate was increased from 3.26% to 4.13% based on the methodology defined under GASB Statement No. 74, Financial Reporting for Postemployment Benefit Plans Other Than Pension Plans (OPEB), (b) the long term expected rate of return was reduced from 7.75% to 7.45%, (c) valuation year per capita health care costs were updated, and the salary scale was modified, (d) the percentage of future retirees electing each option was updated based on current data and the percentage of future disabled retirees and terminated vested participants electing health coverage were decreased and (e) the assumed mortality, disability, retirement, withdrawal and future health care cost trend rates were modified along with the portion of rebated prescription drug costs.
- For fiscal year 2019, the following changes of assumptions affected the total OPEB liability/asset since the prior measurement date: (a) the discount rate was increased from the blended rate of 4.13% to the long-term expected rate of return of 7.45% based on the methodology defined under GASB Statement No. 74, Financial Reporting for Postemployment Benefit Plans Other Than Pension Plans (OPEB) and (b) decrease in health care cost trend rates from 6.00%-11.00% initial; 4.50% ultimate down to Medical Pre-Medicare 6.00% and Medicare 5.00% initial; 4.00% ultimate and Prescription Drug Pre-Medicare 8.00% and Medicare (5.23%) initial; 4.00% ultimate.
- For fiscal year 2020, health care cost trend rates were changed to the following: medical pre-Medicare from 6.00% initial - 4.00% ultimate down to 5.87% initial - 4.00% ultimate; medical Medicare from 5.00% initial - 4.00% ultimate down to 4.93% initial - 4.00% ultimate; prescription drug pre-Medicare from 8.00% initial - 4.00% ultimate down to 7.73% initial - 4.00% ultimate and (5.23%) initial - 4.00% ultimate up to 9.62% initial - 4.00% ultimate.
- For fiscal year 2021, health care cost trend rates were changed to the following: medical pre-Medicare from 5.87% initial - 4.00% ultimate down to 5.00% initial - 4.00% ultimate; medical Medicare from 4.93% initial - 4.00% ultimate down to -6.69% initial - 4.00% ultimate; prescription drug pre-Medicare from 7.73% initial - 4.00% ultimate down to 6.50% initial - 4.00% ultimate; prescription drug Medicare from 9.62% initial - 4.00% ultimate up to 11.87% initial - 4.00% ultimate.

**SPRINGFIELD-CLARK CAREER TECHNOLOGY CENTER
CLARK COUNTY, OHIO**

**NOTES TO THE REQUIRED SUPPLEMENTARY INFORMATION
FOR THE FISCAL YEAR ENDED JUNE 30, 2024**

NOTE 2 - PENSIONS & OTHER POSTEMPLOYMENT BENEFITS (OPEB) - (Continued)

- For fiscal year 2022, the following changes of assumption affected the total OPEB liability since the prior measurement date: (a) the long-term expected rate of return was reduced from 7.45% to 7.00%, (b) the discount rate of return was reduced from 7.45% to 7.00% and (c) health care cost trend rates were changed to the following: medical Medicare from -6.69% initial - 4.00% ultimate down to -16.18% initial - 4.00% ultimate; prescription drug Medicare from 11.87% initial - 4.00% ultimate up to 29.98% initial - 4.00% ultimate.
- For fiscal year 2023, the following changes of assumption affected the total OPEB liability since the prior measurement date: (a) projected salary increase went from 12.50% at age 20 to 2.50% at age 65 to varies by services from 2.50% to 8.50% and (b) health care cost trend rates were changed to the following: Pre-Medicare from 5.00% initial - 4.00% ultimate to 7.50% initial - 3.94% ultimate; medical Medicare from -16.18% initial - 4.00% ultimate to -68.78% initial - 3.94% ultimate; prescription drug Pre-Medicare from 6.50% initial - 4.00% ultimate to 9.00% initial - 3.94% ultimate; Medicare from 29.98% initial - 4.00% ultimate to -5.47% initial - 3.94% ultimate.
- For fiscal year 2024, the following changes of assumption affected the total OPEB liability since the prior measurement date: (a) health care cost trend rates were changed to the following: Pre-Medicare from 7.50% initial - 3.94% ultimate to 7.50% initial - 4.14% ultimate; medical Medicare from -68.78% initial - 3.94% ultimate to -10.94% initial - 4.14% ultimate; prescription drug Pre-Medicare from 9.00% initial - 3.94% ultimate to -11.95% initial - 4.14% ultimate; Medicare from -5.47% initial - 3.94% ultimate to 1.33% initial - 4.14% ultimate.

THIS PAGE IS INTENTIONALLY LEFT BLANK

**SPRINGFIELD-CLARK CAREER TECHNOLOGY CENTER
CLARK COUNTY**

**SCHEDULE OF EXPENDITURES OF FEDERAL AWARDS
FOR THE YEAR ENDED JUNE 30, 2024**

FEDERAL GRANTOR <i>Pass-Through Grantor</i> Program/Cluster Title	Federal CFDA Number	Pass-Through Entity Identifying Number	Total Federal Expenditures
U.S. DEPARTMENT OF AGRICULTURE			
<i>Passed Through Ohio Department of Education and Workforce</i>			
Child Nutrition Cluster			
Non-Cash Assistance (Food Distribution):			
National School Lunch Program	10.555	2022/2023	\$42,299
Cash Assistance:			
School Breakfast Program	10.553	2022/2023	8,031
School Breakfast Program	10.553	2023/2024	66,097
National School Lunch Program	10.555	2022/2023	80,591
National School Lunch Program	10.555	2023/2024	218,437
Total Cash Assistance			373,156
Total Child Nutrition Cluster			415,455
Total U.S. Department of Agriculture			415,455
U.S. DEPARTMENT OF EDUCATION			
<i>Passed Through Ohio Department of Education and Workforce</i>			
Career and Technical Education_Basic Grants to States	84.048A	2023	27,914
Career and Technical Education_Basic Grants to States	84.048A	2024	507,491
Total Career and Technical Education_Basic Grants to States			535,405
ARP Homeless Targeted Support	84.425W	2023	4,970
Total U.S. Department of Education			540,375
Total Expenditures of Federal Awards			\$955,830

The accompanying notes are an integral part of this Schedule.

**SPRINGFIELD-CLARK CAREER TECHNOLOGY CENTER
CLARK COUNTY, OHIO**

**NOTES TO THE SCHEDULE OF EXPENDITURES OF FEDERAL AWARDS
2 CFR 200.510(b)(6)
FOR THE YEAR ENDED JUNE 30, 2024**

NOTE A – BASIS OF PRESENTATION

The accompanying Schedule of Expenditures of Federal Awards (the Schedule) includes the federal award activity of the Springfield-Clark Career Technology Center (the “Center”) under programs of the federal government for the year ended June 30, 2024. The information on this Schedule is prepared in accordance with the requirements of Title 2 U.S. *Code of Federal Regulations* Part 200, *Uniform Administrative Requirements, Cost Principles, and Audit Requirements for Federal Awards* (Uniform Guidance). Because the Schedule presents only a selected portion of the operations of the Center, it is not intended to and does not present the financial position or changes in net position of the Center.

NOTE B – SUMMARY OF SIGNIFICANT ACCOUNTING POLICIES

Expenditures reported on the Schedule are reported on the cash basis of accounting. Such expenditures are recognized following the cost principles contained in Uniform Guidance wherein certain types of expenditures may or may not be allowable or may be limited as to reimbursement.

NOTE C – INDIRECT COST RATE

CFR Section 200.414 of the Uniform Guidance allows a non-federal entity that has never received a negotiated indirect cost rate to charge a de minimis rate of 10% of modified total direct costs to indirect costs. The Center has not elected to use the 10% de minimis indirect cost rate as allowed under the Uniform Guidance.

NOTE D - CHILD NUTRITION CLUSTER

The Center commingles cash receipts from the U.S. Department of Agriculture with similar State grants. When reporting expenditures on this Schedule, the Center assumes it expends federal monies first.

NOTE E – FOOD DONATION PROGRAM

The Center reports commodities consumed on the Schedule at the entitlement value. The Center allocated donated food commodities to the respective program that benefitted from the use of those donated food commodities.



GUEYE & ASSOCIATES, CPA, INC.

2246 S. Hamilton Rd,
Suite 102
Columbus, Ohio 43232

Tel: 614-342-0297
Fax: 614-423-6615
www.gueyecpa.com

INDEPENDENT AUDITOR'S REPORT ON INTERNAL CONTROL OVER FINANCIAL REPORTING AND ON COMPLIANCE AND OTHER MATTERS REQUIRED BY *GOVERNMENT AUDITING STANDARDS*

Springfield-Clark Career Technology Center
Clark County
1901 Selma Road
Springfield, Ohio 45505

To the Board of Education:

We have audited, in accordance with the auditing standards generally accepted in the United States of America and the standards applicable to financial audits contained in *Government Auditing Standards* issued by the Comptroller General of the United States, the financial statements of the governmental activities, each major fund, and the aggregate remaining fund information of the Springfield-Clark Career Technology Center, Clark County, Ohio, as of and for the fiscal year ended June 30, 2024, and the related notes to the financial statements, which collectively comprise the Springfield-Clark Career Technology Center's basic financial statements, and have issued our report thereon dated February 08, 2025.

Internal Control Over Financial Reporting

In planning and performing our audit of the financial statements, we considered The Springfield-Clark Career Technology Center's internal control over financial reporting (internal control) as a basis for designing audit procedures that are appropriate in the circumstances for the purpose of expressing our opinion on the financial statements, but not for the purpose of expressing an opinion on the effectiveness of The Springfield-Clark Career Technology Center's internal control. Accordingly, we do not express an opinion on the effectiveness of The Springfield-Clark Career Technology Center's internal control.

A *deficiency in internal control* exists when the design or operation of a control does not allow management or employees, in the normal course of performing their assigned functions, to prevent, or detect and correct misstatements on a timely basis. A *material weakness* is a deficiency, or a combination of deficiencies, in internal control, such that there is a reasonable possibility that a material misstatement of The Springfield-Clark Career Technology Center's financial statements will not be prevented, or detected and corrected, on a timely basis. A *significant deficiency* is a deficiency, or a combination of deficiencies, in internal control that is less severe than a material weakness, yet important enough to merit attention by those charged with governance.


Our consideration of internal control was for the limited purpose described in the first paragraph of this section and was not designed to identify all deficiencies in internal control that might be material weaknesses or significant deficiencies. Given these limitations, during our audit we did not identify any deficiencies in internal control that we consider to be material weaknesses. However, material weaknesses or significant deficiencies may exist that were not identified.

Report on Compliance and Other Matters

As part of obtaining reasonable assurance about whether The Springfield-Clark Career Technology Center's financial statements are free from material misstatement, we performed tests of its compliance with certain provisions of laws, regulations, contracts, and grant agreements, noncompliance with which could have a direct and material effect on the financial statements. However, providing an opinion on compliance with those provisions was not an objective of our audit and accordingly, we do not express such an opinion. The results of our tests disclosed no instances of noncompliance or other matters that are required to be reported under *Government Auditing Standards*.

Purpose of this Report

The purpose of this report is solely to describe the scope of our testing of internal control and compliance and the results of that testing, and not to provide an opinion on the effectiveness of The Springfield-Clark Career Technology Center's internal control or on compliance. This report is an integral part of an audit performed in accordance with *Government Auditing Standards* in considering The Springfield-Clark Career Technology Center's internal control and compliance. Accordingly, this communication is not suitable for any other purpose.



Columbus, Ohio
February 08, 2025



GUEYE & ASSOCIATES, CPA, INC.

2246 S. Hamilton Rd,
Suite 102
Columbus, Ohio 43232

Tel: 614-342-0297
Fax: 614-423-6615
www.gueyecpa.com

INDEPENDENT AUDITOR'S REPORT ON COMPLIANCE WITH REQUIREMENTS APPLICABLE TO EACH MAJOR FEDERAL PROGRAM AND ON INTERNAL CONTROL OVER COMPLIANCE REQUIRED BY THE UNIFORM GUIDANCE

Springfield-Clark Career Technology Center
Clark County
1901 Selma Road
Springfield, Ohio 45505

To the Board of Education:

Report on Compliance for Each Major Federal Program

Opinion on Each Major Federal Program

We have audited the Springfield-Clark Career Technology Center's compliance with the types of compliance requirements identified as subject to audit in the U.S. Office of Management and Budget (OMB) *Compliance Supplement* that could have a direct and material effect on each of the Springfield-Clark Career Technology Center's major federal programs for the fiscal year ended June 30, 2024. The Springfield-Clark Career Technology Center's major federal programs are identified in the summary of auditor's results section of the accompanying schedule of findings.

In our opinion, the Springfield-Clark Career Technology Center complied, in all material respects, with the compliance requirements referred to above that could have a direct and material effect on each of its major federal programs for the fiscal year ended June 30, 2024.

Basis for Opinion on Each Major Federal Program

We conducted our audit of compliance in accordance with auditing standards generally accepted in the United States of America (GAAS); the standards applicable to financial audits contained in *Government Auditing Standards* issued by the Comptroller General of the United States (*Government Auditing Standards*); and the audit requirements of Title 2 U.S. Code of Federal Regulations Part 200, *Uniform Administrative Requirements, Cost Principles, and Audit Requirements for Federal Awards* (Uniform Guidance). Our responsibilities under those standards and the Uniform Guidance are further described in the *Auditor's Responsibilities for the Audit of Compliance* section of our report.

We are required to be independent of the Springfield-Clark Career Technology Center and to meet our other ethical responsibilities, in accordance with relevant ethical requirements relating to our audit. We believe that the audit evidence we have obtained is sufficient and appropriate to provide a basis for our qualified and unmodified opinions on compliance for each major federal program. Our audit does not provide a legal determination of the Springfield-Clark Career Technology Center's compliance with the compliance requirements referred to above.

Responsibilities of Management for Compliance

The Springfield-Clark Career Technology Center's Management is responsible for compliance with the requirements referred to above and for the design, implementation, and maintenance of effective internal control over compliance with the requirements of laws, statutes, regulations, rules, and provisions of contracts or grant agreements applicable to the Springfield-Clark Career Technology Center's federal programs.

Auditor's Responsibilities for the Audit of Compliance

Our objectives are to obtain reasonable assurance about whether material noncompliance with the compliance requirements referred to above occurred, whether due to fraud or error, and express an opinion on the Springfield-Clark Career Technology Center's compliance based on our audit. Reasonable assurance is a high level of assurance but is not absolute assurance and therefore is not a guarantee that an audit conducted in accordance with GAAS, *Government Auditing Standards*, and the Uniform Guidance will always detect material noncompliance when it exists. The risk of not detecting material noncompliance resulting from fraud is higher than for that resulting from error, as fraud may involve collusion, forgery, intentional omissions, misrepresentations, or the override of internal control. Noncompliance with the compliance requirements referred to above is considered material, if there is a substantial likelihood that, individually or in the aggregate, it would influence the judgment made by a reasonable user of the report on compliance about the Springfield-Clark Career Technology Center's compliance with the requirements of each major federal program as a whole.

In performing an audit in accordance with GAAS, *Government Auditing Standards*, and the Uniform Guidance, we:

- exercise professional judgment and maintain professional skepticism throughout the audit.
- identify and assess the risks of material noncompliance, whether due to fraud or error, and design and perform audit procedures responsive to those risks. Such procedures include examining, on a test basis, evidence regarding the Springfield-Clark Career Technology Center's compliance with the compliance requirements referred to above and performing such other procedures as we considered necessary in the circumstances.
- obtain an understanding of the Springfield-Clark Career Technology Center's internal control over compliance relevant to the audit in order to design audit procedures that are appropriate in the circumstances and to test and report on internal control over compliance in accordance with the Uniform Guidance, but not for the purpose of expressing an opinion on the effectiveness of the Springfield-Clark Career Technology Center's internal control over compliance. Accordingly, no such opinion is expressed.

We are required to communicate with those charged with governance regarding, among other matters, the planned scope and timing of the audit and any significant deficiencies and material weaknesses in internal control over compliance that we identified during the audit.

Report on Internal Control Over Compliance


A deficiency in internal control over compliance exists when the design or operation of a control over compliance does not allow management or employees, in the normal course of performing their assigned functions, to prevent, or detect and correct, noncompliance with a type of compliance requirement of a federal program on a timely basis. A material weakness in internal control over compliance is a deficiency, or combination of deficiencies, in internal control over compliance, such that there is a reasonable possibility that material noncompliance with a type of compliance requirement of a federal program will not be prevented, or detected and corrected, on a timely basis. A significant deficiency in internal control over compliance is a deficiency, or a combination of deficiencies, in internal control over compliance with a type of compliance requirement of a federal program that is less severe than a material weakness in internal control over compliance, yet important enough to merit attention by those charged with governance.

Our consideration of internal control over compliance was for the limited purpose described in the "Auditor's Responsibilities for the Audit of Compliance" section above and was not designed to identify all deficiencies in internal control over compliance that might be material weaknesses or significant deficiencies in internal control over compliance. Given these limitations, during our audit we did not identify any deficiencies in internal control over compliance that we consider to be material weaknesses, as defined above. However, material weaknesses or significant deficiencies in internal control over compliance may exist that were not identified.

Springfield-Clark Career Technology Center
Clark County
Independent Auditor's Report on Compliance with Requirements
Applicable to Each Major Federal Program and on Internal Control Over Compliance
Required by the Uniform Guidance
Page 3

Our audit was not designed for the purpose of expressing an opinion on the effectiveness of internal control over compliance. Accordingly, no such opinion is expressed.

The purpose of this report on internal control over compliance is solely to describe the scope of our testing of internal control over compliance and the results of this testing based on the requirements of the Uniform Guidance. Accordingly, this report is not suitable for any other purpose.

A handwritten signature in black ink, appearing to read "Guy D. Armstrong, CPA". The signature is written in a cursive, flowing style.

Columbus, Ohio
February 08, 2025

**SPRINGFIELD-CLARK CAREER TECHNOLOGY CENTER
CLARK COUNTY**

**SCHEDULE OF FINDINGS
2 CFR § 200.515
JUNE 30, 2024**

1. SUMMARY OF AUDITOR'S RESULTS

(d)(1)(i)	Type of Financial Statement Opinion	Unmodified
(d)(1)(ii)	Were there any material weaknesses in internal control reported at the financial statement level (GAGAS)?	No
(d)(1)(ii)	Were there any significant deficiencies in internal control reported at the financial statement level (GAGAS)?	No
(d)(1)(iii)	Was there any reported material noncompliance at the financial statement level (GAGAS)?	No
(d)(1)(iv)	Were there any material weaknesses in internal control reported for major federal programs?	No
(d)(1)(iv)	Were there any significant deficiencies in internal control reported for major federal programs?	No
(d)(1)(v)	Type of Major Programs' Compliance Opinion	Unmodified
(d)(1)(vi)	Are there any reportable findings under 2 CFR § 200.516(a)?	No
(d)(1)(vii)	Major Programs (list):	Career and Technical Education Basic Grants to States (ALN – 84.048)
(d)(1)(viii)	Dollar Threshold: Type A\B Programs	Type A: > \$ 750,000 Type B: all others
(d)(1)(ix)	Low Risk Auditee under 2 CFR § 200.520?	Yes

**2. FINDINGS RELATED TO THE FINANCIAL STATEMENTS
REQUIRED TO BE REPORTED IN ACCORDANCE WITH GAGAS**

None.

3. FINDINGS AND QUESTIONED COSTS FOR FEDERAL AWARDS

None.

OHIO AUDITOR OF STATE KEITH FABER



SPRINGFIELD-CLARK CAREER TECHNOLOGY CENTER

CLARK COUNTY

AUDITOR OF STATE OF OHIO CERTIFICATION

This is a true and correct copy of the report, which is required to be filed pursuant to Section 117.26, Revised Code, and which is filed in the Office of the Ohio Auditor of State in Columbus, Ohio.



Certified for Release 5/27/2025

65 East State Street, Columbus, Ohio 43215
Phone: 614-466-4514 or 800-282-0370

This report is a matter of public record and is available online at
www.ohioauditor.gov