



OHIO AUDITOR OF STATE
KEITH FABER



**INDIAN VALLEY LOCAL SCHOOL DISTRICT
TUSCARAWAS COUNTY
JUNE 30, 2024**

TABLE OF CONTENTS

TITLE	PAGE
Independent Auditor's Report	1
Prepared by Management:	
Management's Discussion and Analysis	5
Basic Financial Statements:	
Government-wide Financial Statements:	
Statement of Net Position	17
Statement of Activities.....	18
Fund Financial Statements:	
Balance Sheet	
Governmental Funds	19
Reconciliation of Total Governmental Fund Balances to	
Net Position of Governmental Activities	20
Statement of Revenues, Expenditures and Changes in Fund Balances	
Governmental Funds	21
Reconciliation of the Statement of Revenues, Expenditures and Changes	
in Fund Balances of Governmental Funds to the Statement of Activities	22
Statement of Changes in Fiduciary Net Position	
Fiduciary Fund	23
Notes to the Cash Financial Statements	25
Required Supplementary Information:	
Schedule of Revenues, Expenditures and Changes in Fund Balance-	
Budget and Actual (Non-GAAP Budgetary Basis)	
General Fund	67
Schedule of the District's Proportionate Share of the Net Pension Liability	
and Direct Pension Contributions (SERS)	68
Schedule of the District's Proportionate Share of the Net Pension Liability	
and Direct Pension Contributions (STRS)	69
Schedule of the District's Proportionate Share of the Net OPEB Liability	
and Direct OPEB Contributions (SERS)	70
Schedule of the District's Proportionate Share of the Net OPEB Liability/(Asset)	
and District OPEB Contributions (STRS)	71
Notes to the Required Supplementary Information	72
Schedule of the Expenditures of Federal Awards	79

INDIAN VALLEY LOCAL SCHOOL DISTRICT
TUSCARAWAS COUNTY
JUNE 30, 2024

TABLE OF CONTENTS
(Continued)

TITLE	PAGE
Notes to the Schedule of Expenditures of Federal Awards	80
Independent Auditor's Report on Internal Control Over Financial Reporting and on Compliance and Other Matters Required by <i>Government Auditing Standards</i>	81
Independent Auditor's Report on Compliance with Requirements Applicable to the Major Federal Program and on Internal Control Over Compliance Required by Uniform Guidance.....	83
Schedule of Findings	87

OHIO AUDITOR OF STATE KEITH FABER



65 East State Street
Columbus, Ohio 43215
ContactUs@ohioauditor.gov
800-282-0370

INDEPENDENT AUDITOR'S REPORT

Indian Valley Local School District
Tuscarawas County
100 N. Walnut Street
P.O. Box 171
Gnadenhutten, Ohio 44629

To the Board of Education:

Report on the Audit of the Financial Statements

Opinions

We have audited the financial statements of the governmental activities, each major fund, and the aggregate remaining fund information of the Indian Valley Local School District, Tuscarawas County, Ohio (the District), as of and for the year ended June 30, 2024, and the related notes to the financial statements, which collectively comprise the District's basic financial statements as listed in the Table of Contents.

In our opinion, the accompanying financial statements referred to above present fairly, in all material respects, the respective financial position of the governmental activities, each major fund, and the aggregate remaining fund information of the Indian Valley Local School District, Tuscarawas County, Ohio as of June 30, 2024, and the respective changes in financial position thereof for the year then ended in accordance with the accounting principles generally accepted in the United States of America.

Basis for Opinions

We conducted our audit in accordance with auditing standards generally accepted in the United States of America (GAAS) and the standards applicable to financial audits contained in *Government Auditing Standards*, issued by the Comptroller General of the United States. Our responsibilities under those standards are further described in the *Auditor's Responsibilities for the Audit of the Financial Statements* section of our report. We are required to be independent of the District, and to meet our other ethical responsibilities, in accordance with the relevant ethical requirements relating to our audit. We believe that the audit evidence we have obtained is sufficient and appropriate to provide a basis for our audit opinions.

Responsibilities of Management for the Financial Statements

Management is responsible for the preparation and fair presentation of the financial statements in accordance with accounting principles generally accepted in the United States of America, and for the design, implementation, and maintenance of internal control relevant to the preparation and fair presentation of financial statements that are free from material misstatement, whether due to fraud or error.

In preparing the financial statements, management is required to evaluate whether there are conditions or events, considered in the aggregate, that raise substantial doubt about the District's ability to continue as a going concern for twelve months beyond the financial statement date, including any currently known information that may raise substantial doubt shortly thereafter.

Auditor's Responsibilities for the Audit of the Financial Statements

Our objectives are to obtain reasonable assurance about whether the financial statements as a whole are free from material misstatement, whether due to fraud or error, and to issue an auditor's report that includes our opinions. Reasonable assurance is a high level of assurance but is not absolute assurance and therefore is not a guarantee that an audit conducted in accordance with GAAS and *Government Auditing Standards* will always detect a material misstatement when it exists. The risk of not detecting a material misstatement resulting from fraud is higher than for one resulting from error, as fraud may involve collusion, forgery, intentional omissions, misrepresentations, or the override of internal control. Misstatements are considered material if there is a substantial likelihood that, individually or in the aggregate, they would influence the judgment made by a reasonable user based on the financial statements.

In performing an audit in accordance with GAAS and *Government Auditing Standards*, we

- exercise professional judgment and maintain professional skepticism throughout the audit.
- identify and assess the risks of material misstatement of the financial statements, whether due to fraud or error, and design and perform audit procedures responsive to those risks. Such procedures include examining, on a test basis, evidence regarding the amounts and disclosures in the financial statements.
- obtain an understanding of internal control relevant to the audit in order to design audit procedures that are appropriate in the circumstances, but not for the purpose of expressing an opinion on the effectiveness of the District's internal control. Accordingly, no such opinion is expressed.
- evaluate the appropriateness of accounting policies used and the reasonableness of significant accounting estimates made by management, as well as evaluate the overall presentation of the financial statements.
- conclude whether, in our judgment, there are conditions or events, considered in the aggregate, that raise substantial doubt about the District's ability to continue as a going concern for a reasonable period of time.

We are required to communicate with those charged with governance regarding, among other matters, the planned scope and timing of the audit, significant audit findings, and certain internal control-related matters that we identified during the audit.

Required Supplementary Information

Accounting principles generally accepted in the United States of America require that the Management's Discussion and Analysis, required Budgetary Comparison Schedule, and Schedules of Net Pension and Other Post-Employment Benefit Liabilities and Pension and Other Post-Employment Benefit Contributions be presented to supplement the basic financial statements. Such information is the responsibility of management and, although not a part of the basic financial statements, is required by the Governmental Accounting Standards Board who considers it to be an essential part of financial reporting for placing the basic financial statements in an appropriate operational, economic, or historical context. We have applied certain limited procedures to the required supplementary information in accordance with auditing standards generally accepted in the United States of America, which consisted of inquiries of management about the methods of preparing the information and comparing the information for consistency with management's responses to our inquiries, the basic financial statements, and other knowledge we obtained during our audit of the basic financial statements. We do not express an opinion or provide any assurance on the information because the limited procedures do not provide us with sufficient evidence to express an opinion or provide any assurance.

Supplementary information

Our audit was conducted for the purpose of forming opinions on the financial statements that collectively comprise the District's basic financial statements. The Schedule of Expenditures of Federal Awards as required by Title 2 U.S. Code of Federal Regulations (CFR) Part 200, Uniform Administrative Requirements, Cost Principles, and Audit Requirements for Federal Awards is presented for purposes of additional analysis and is not a required part of the basic financial statements.

Such information is the responsibility of management and was derived from and relates directly to the underlying accounting and other records used to prepare the basic financial statements. The information has been subjected to the auditing procedures applied in the audit of the basic financial statements and certain additional procedures, including comparing and reconciling such information directly to the underlying accounting and other records used to prepare the basic financial statements or to the basic financial statements themselves, and other additional procedures in accordance with auditing standards generally accepted in the United States of America. In our opinion, the Schedule is fairly stated, in all material respects, in relation to the basic financial statements as a whole.

Other Reporting Required by *Government Auditing Standards*

In accordance with *Government Auditing Standards*, we have also issued our report dated March 11, 2025, on our consideration of the District's internal control over financial reporting and our tests of its compliance with certain provisions of laws, regulations, contracts and grant agreements and other matters. The purpose of that report is solely to describe the scope of our testing of internal control over financial reporting and compliance and the results of that testing, and not to provide an opinion on the effectiveness of the District's internal control over financial reporting or on compliance. That report is an integral part of an audit performed in accordance with *Government Auditing Standards* in considering the District's internal control over financial reporting and compliance.



Keith Faber
Auditor of State
Columbus, Ohio

March 11, 2025

This page intentionally left blank.

**INDIAN VALLEY LOCAL SCHOOL DISTRICT
TUSCARAWAS COUNTY, OHIO**

**MANAGEMENT'S DISCUSSION AND ANALYSIS
FOR THE FISCAL YEAR ENDED JUNE 30, 2024**

The management's discussion and analysis of the Indian Valley Local School District's (the "District") financial performance provides an overall review of the District's financial activities for the fiscal year ended June 30, 2024. The intent of this discussion and analysis is to look at the District's financial performance as a whole; readers should also review the basic financial statements and the notes to the basic financial statements to enhance their understanding of the District's financial performance.

Financial Highlights

Key financial highlights for fiscal year 2024 are as follows:

- The District's net position of governmental activities decreased \$221,824, which represents a 0.85% decrease from 2023's restated net position.
- General revenues accounted for \$21,496,007 in revenue, or 78.57% of all revenues. Program specific revenues, in the form of charges for services and sales and operating grants and contributions accounted for \$5,864,397 or 21.43% of total revenues of \$27,360,404.
- The District had \$27,582,228 in expenses related to governmental activities; program-specific charges for services, grants and contributions offset only \$5,864,397 of these expenses. General revenues supporting governmental activities (primarily taxes and unrestricted grants and entitlements) of \$21,496,007 were not adequate to provide for these programs.
- The District's major governmental funds are the general fund and the capital projects fund. The general fund had \$22,829,606 in revenues and other financing sources and \$22,829,632 in expenditures. During fiscal year 2024, the general fund's fund balance decreased \$26 from \$13,836,687 to \$13,836,661.
- The capital projects fund did not have any activity during fiscal year 2024. The capital projects fund was initially established during fiscal year 2023 to accumulate resources for future capital purchases.

Using the Basic Financial Statements

This annual report consists of a series of financial statements and notes to those statements. These statements are organized so the reader can understand the District as a financial whole, an entire operating entity. The statements then proceed to provide an increasingly detailed look at specific financial activities.

The statement of net position and statement of activities provide information about the activities of the whole District, presenting both an aggregate view of the District's finances and a longer-term view of those finances. Fund financial statements provide the next level of detail. For governmental funds, these statements tell how services were financed in the short-term as well as what remains for future spending. The fund financial statements also look at the District's most significant funds with all other nonmajor funds presented in total in one column. In the case of the District, the general fund and the capital projects fund are by far the most significant funds and the only governmental funds reported as major funds.

**INDIAN VALLEY LOCAL SCHOOL DISTRICT
TUSCARAWAS COUNTY, OHIO**

**MANAGEMENT'S DISCUSSION AND ANALYSIS
FOR THE FISCAL YEAR ENDED JUNE 30, 2024**

Reporting the District as a Whole

Statement of Net Position and the Statement of Activities

While this document contains the large number of funds used by the District to provide programs and activities, the view of the District as a whole considers all financial transactions and asks the question "How did the District perform financially during 2024?" The statement of net position and statement of activities answer this question. These statements include all assets, deferred outflows of resources, liabilities, deferred inflows of resources, revenues, and expenses using the accrual basis of accounting, similar to the accounting used by most private-sector companies. This basis of accounting takes into account all of the current year's revenues and expenses, regardless of when cash is received or paid. These two statements report the District's net position and changes in net position during the year. This change in net position is important because it tells the reader that, for the District as a whole, the financial position of the District has improved or diminished. The causes of this change may be the result of many factors, some financial, some not. Non-financial factors include the District's property tax base, current property tax laws in Ohio restricting revenue growth, facility conditions, required educational programs and other factors.

In the statement of net position and statement of activities, the governmental activities include the District's programs and services, including instruction, support services, operation and maintenance of plant, pupil transportation, extracurricular activities and food service operations.

Reporting the District's Most Significant Funds

Fund Financial Statements

Fund financial reports provide detailed information about the District's major funds. The District uses many funds to account for a multitude of financial transactions; however, these fund financial statements focus on the District's most significant funds. The District's major governmental funds are the general fund and the capital projects fund.

Governmental Funds

Most of the District's activities are reported in governmental funds, which focus on how money flows into and out of those funds and the balances left at year-end available for spending in future periods. These funds are reported using an accounting method called modified accrual accounting, which measures cash and all other financial assets that can readily be converted to cash. The governmental fund financial statements provide a detailed short-term view of the District's general government operations and the basic services it provides. Governmental fund information helps to determine whether there are more or fewer financial resources that can be spent in the near future to finance educational programs. The relationship (or differences) between governmental activities (reported in the statement of net position and statement of activities) and governmental funds is reconciled in the basic financial statements.

Reporting the District's Fiduciary Responsibilities

The District acts in a trustee capacity as an agent for individuals or other entities. These activities are reported in custodial funds. These activities are excluded from the District's other financial statements because the assets cannot be utilized by the District to finance its operations.

Notes to the Basic Financial Statements

The notes provide additional information that is essential to a full understanding of the data provided in the government-wide and fund financial statements.

Required Supplementary Information

In addition to the basic financial statements and accompanying notes, this report also presents certain required supplementary information concerning the District's net pension liability and net OPEB asset/liability.

**INDIAN VALLEY LOCAL SCHOOL DISTRICT
TUSCARAWAS COUNTY, OHIO**

**MANAGEMENT'S DISCUSSION AND ANALYSIS
FOR THE FISCAL YEAR ENDED JUNE 30, 2024**

The District as a Whole

The statement of net position provides the perspective of the District as a whole. The table below provides a summary of the District's net position for June 30, 2024 and June 30, 2023. The fiscal year 2023 balances have been restated as described in Note 3.C.

	Net Position	
	Governmental Activities 2024	Restated Governmental Activities 2023
<u>Assets</u>		
Current and other assets	\$ 33,739,009	\$ 31,906,633
Net OPEB asset	1,354,672	1,769,355
Capital assets, net	33,664,955	34,886,201
Total assets	<u>68,758,636</u>	<u>68,562,189</u>
<u>Deferred outflows of resources</u>		
Pension/OPEB	4,933,124	5,129,481
Total deferred outflows of resources	<u>4,933,124</u>	<u>5,129,481</u>
<u>Liabilities</u>		
Current liabilities	3,800,523	3,467,328
Long-term liabilities:		
Due within one year	611,580	614,734
Due in more than one year:		
Net pension liability	19,188,224	19,245,933
Net OPEB liability	1,285,228	1,077,942
Other amounts	11,453,704	12,108,259
Total liabilities	<u>36,339,259</u>	<u>36,514,196</u>
<u>Deferred inflows of resources</u>		
Property taxes levied for next fiscal year	8,018,310	6,411,487
Deferred charges	89,119	98,583
Pension/OPEB	3,476,904	4,677,412
Total deferred inflows of resources	<u>11,584,333</u>	<u>11,187,482</u>
<u>Net position</u>		
Net investment in capital assets	22,627,665	23,240,459
Restricted	4,008,274	3,133,363
Unrestricted (deficit)	(867,771)	(383,830)
Total net position	<u>\$ 25,768,168</u>	<u>\$ 25,989,992</u>

The net pension liability is reported pursuant to Governmental Accounting Standards Board (GASB) Statement 68, "Accounting and Financial Reporting for Pensions—an Amendment of GASB Statement 27." The net other postemployment benefits (OPEB) liability/asset is reported pursuant to GASB Statement 75, "Accounting and Financial Reporting for Postemployment Benefits Other Than Pensions." For reasons discussed below, many end users of this financial statement will gain a clearer understanding of the District's actual financial condition by adding deferred inflows related to pension and OPEB, the net pension liability, and the net OPEB liability to the reported net position and subtracting deferred outflows related to pension and OPEB and the net OPEB asset.

**INDIAN VALLEY LOCAL SCHOOL DISTRICT
TUSCARAWAS COUNTY, OHIO**

**MANAGEMENT'S DISCUSSION AND ANALYSIS
FOR THE FISCAL YEAR ENDED JUNE 30, 2024**

GASB standards are national and apply to all government financial reports prepared in accordance with generally accepted accounting principles. Prior accounting for pensions (GASB 27) and postemployment benefits (GASB 45) focused on a funding approach. This approach limited pension and OPEB costs to contributions annually required by law, which may or may not be sufficient to fully fund each plan's *net pension liability* or *net OPEB liability*. GASB 68 and GASB 75 take an earnings approach to pension and OPEB accounting; however, the nature of Ohio's statewide pension/OPEB plans and state law governing those systems requires additional explanation in order to properly understand the information presented in these statements.

GASB 68 and GASB 75 require the net pension liability and the net OPEB liability/asset to equal the District's proportionate share of each plan's collective:

1. Present value of estimated future pension/OPEB benefits attributable to active and inactive employees' past service.
2. Minus plan assets available to pay these benefits.

GASB notes that pension and OPEB obligations, whether funded or unfunded, are part of the "employment exchange" – that is, the employee is trading his or her labor in exchange for wages, benefits, and the promise of a future pension and other postemployment benefits. GASB noted that the unfunded portion of this promise is a present obligation of the government, part of a bargained-for benefit to the employee, and should accordingly be reported by the government as a liability since they received the benefit of the exchange. However, the District is not responsible for certain key factors affecting the balance of these liabilities. In Ohio, the employee shares the obligation of funding pension benefits with the employer. Both employer and employee contribution rates are capped by State statute. A change in these caps requires action of both Houses of the General Assembly and approval of the Governor. Benefit provisions are also determined by State statute. The Ohio Revised Code permits, but does not require, the retirement systems to provide healthcare to eligible benefit recipients. The retirement systems may allocate a portion of the employer contributions to provide for these OPEB benefits.

The employee enters the employment exchange with the knowledge that the employer's promise is limited not by contract but by law. The employer enters the exchange also knowing that there is a specific, legal limit to its contribution to the retirement system. In Ohio, there is no legal means to enforce the unfunded liability of the pension/OPEB plan *as against the public employer*. State law operates to mitigate/lessen the moral obligation of the public employer to the employee, because all parties enter the employment exchange with notice as to the law. The retirement system is responsible for the administration of the pension and OPEB plans.

Most long-term liabilities have set repayment schedules or, in the case of compensated absences (i.e. sick and vacation leave), are satisfied through paid time-off or termination payments. There is no repayment schedule for the net pension liability or the net OPEB liability. As explained above, changes in benefits, contribution rates, and return on investments affect the balance of these liabilities but are outside the control of the local government. In the event that contributions, investment returns, and other changes are insufficient to keep up with required payments, State statute does not assign/identify the responsible party for the unfunded portion. Due to the unique nature of how the net pension liability and the net OPEB liability are satisfied, these liabilities are separately identified within the long-term liability section of the statement of net position.

In accordance with GASB 68 and GASB 75, the District's statements prepared on an accrual basis of accounting include an annual pension expense and an annual OPEB expense for their proportionate share of each plan's *change* in net pension liability and net OPEB liability/asset, respectively, not accounted for as deferred inflows/outflows.

Analysis of Net Position

Over time, net position can serve as a useful indicator of a government's financial position. At June 30, 2024, the District's assets and deferred outflows of resources exceeded liabilities and deferred inflows of resources by \$25,768,168.

**INDIAN VALLEY LOCAL SCHOOL DISTRICT
TUSCARAWAS COUNTY, OHIO**

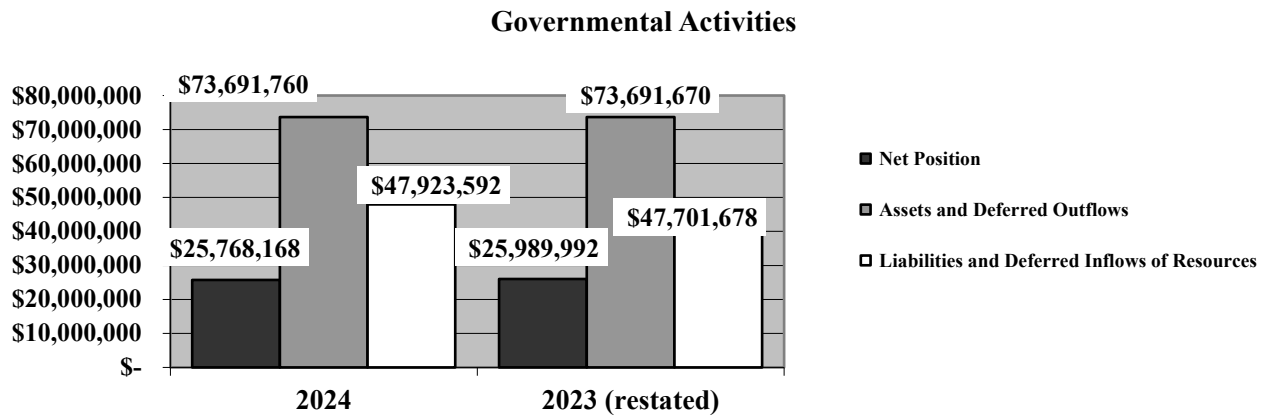
**MANAGEMENT'S DISCUSSION AND ANALYSIS
FOR THE FISCAL YEAR ENDED JUNE 30, 2024**

The net pension liability, net OPEB liability and related deferred inflows/outflows of resources are significant amounts on the District's financial statements. However, the amounts are outside of the control of the District. The District contributes its statutorily required contributions to the pension systems; however, it's the pension systems that collect, hold and distribute pensions and OPEB to District employees, not the District.

At year-end, capital assets represented 48.96% of total assets. Capital assets include land, buildings and building improvements, improvements other than buildings, furniture and equipment, intangible right to use software and vehicles. The District's net investment in capital assets at June 30, 2024, was \$22,627,665. These capital assets are used to provide services to students and are not available for future spending. Although the District's net investment in capital assets is reported net of related debt, it should be noted that the resources to repay the debt must be provided from other sources, since capital assets may not be used to liquidate these liabilities.

A portion of the District's net position, \$4,008,274, represents resources that are subject to external restrictions as to their use. The remaining balance of unrestricted net position was a deficit of \$867,771.

The graph below illustrates the District's governmental activities assets plus deferred outflows of resources, liabilities plus deferred inflows of resources and net position at June 30, 2024 and 2023. The June 30, 2023 balances have been restated as described in Note 3.C.



THIS SPACE INTENTIONALLY LEFT BLANK

**INDIAN VALLEY LOCAL SCHOOL DISTRICT
TUSCARAWAS COUNTY, OHIO**

**MANAGEMENT'S DISCUSSION AND ANALYSIS
FOR THE FISCAL YEAR ENDED JUNE 30, 2024**

The table below shows the changes in net position for governmental activities between 2024 and 2023. The fiscal year 2023 balances have been restated as described in Note 3.C.

	Change in Net Position	
	Governmental Activities 2024	Restated Governmental Activities 2023
<u>Revenues</u>		
Program revenues:		
Charges for services and sales	\$ 1,357,741	\$ 1,430,611
Operating grants and contributions	4,506,656	4,739,606
Capital grants and contributions	-	156,984
General revenues:		
Property taxes	7,161,191	8,225,525
Grants and entitlements	13,053,983	13,127,742
Investment earnings	1,262,652	661,879
Other	18,181	143,988
Total revenues	<u>27,360,404</u>	<u>28,486,335</u>
<u>Expenses</u>		
Program expenses:		
Instruction:		
Regular	11,142,579	10,636,828
Special	3,335,286	3,195,172
Vocational	128,103	149,026
Other	458,175	417,953
Support services:		
Pupil	1,022,964	894,492
Instructional staff	863,255	807,855
Board of education	71,032	71,638
Administration	1,725,047	1,682,378
Fiscal	660,990	656,330
Business	84,833	93,811
Operations and maintenance	3,690,172	2,845,340
Pupil transportation	1,480,358	1,398,785
Central	68,188	59,576
Operation of non-instructional services:		
Food service operations	1,198,837	1,207,565
Other non-instructional services	22,564	15,227
Extracurricular activities	1,367,392	1,207,122
Interest and fiscal charges	262,453	275,440
Total expenses	<u>27,582,228</u>	<u>25,614,538</u>
Change in net position	(221,824)	2,871,797
Net position at beginning of year (restated)	<u>25,989,992</u>	<u>23,118,195</u>
Net position at end of year	<u>\$ 25,768,168</u>	<u>\$ 25,989,992</u>

Governmental Activities

The net position of the District's governmental activities decreased \$221,824 during fiscal year 2024. Total governmental expenses of \$27,582,228 were offset by program revenues of \$5,864,397, and general revenues of \$21,496,007. Program revenues supported 21.26% of the total governmental expenses.

**INDIAN VALLEY LOCAL SCHOOL DISTRICT
TUSCARAWAS COUNTY, OHIO**

**MANAGEMENT'S DISCUSSION AND ANALYSIS
FOR THE FISCAL YEAR ENDED JUNE 30, 2024**

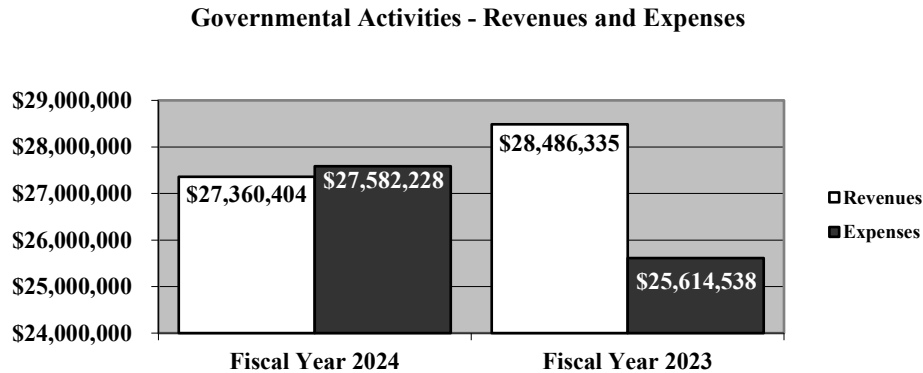
Property tax revenue decreased approximately \$1.06 million from fiscal year 2023. This was primarily due to the fact that the District's largest taxpayer chose to pay their entire tax year 2022 (collection calendar year 2023) taxes in one lump sum, instead of semi-annually. Because of this, the District received three semi-annual amounts (second half for tax year 2021 and all of tax year 2022) of property taxes from this taxpayer during fiscal year 2023, compared to one in fiscal year 2024 (first half tax year 2023). The taxpayer did not pay less than was required. The difference is the result of the timing of the payments.

Investment earnings increased \$600,773 over fiscal year 2023 due to higher interest rates earned on the District's investments.

Overall, expenses of the governmental activities increased \$1,967,690. This can be attributed to customary increases in wages and benefits and the increasing prices of goods and services.

The primary sources of revenue for governmental activities are derived from property taxes and unrestricted grants and entitlements. These revenue sources represent 73.88% of total governmental revenue. Real estate property is reappraised every six years.

The graph below illustrates governmental activities revenue and expenses for fiscal years 2024 and 2023.



THIS SPACE INTENTIONALLY LEFT BLANK

**INDIAN VALLEY LOCAL SCHOOL DISTRICT
TUSCARAWAS COUNTY, OHIO**

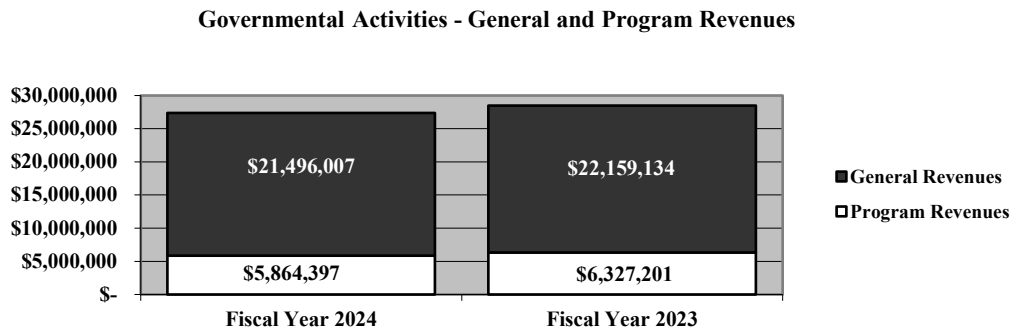
**MANAGEMENT'S DISCUSSION AND ANALYSIS
FOR THE FISCAL YEAR ENDED JUNE 30, 2024**

The statement of activities shows the cost of program services and the charges for services and grants offsetting those services. The following table shows, for governmental activities, the total cost of services and the net cost of services. That is, it identifies the cost of these services supported by tax revenue and unrestricted state grants and entitlements.

Governmental Activities				
	Total Cost of Services 2024	Net Cost of Services 2024	Total Cost of Services 2023	Net Cost of Services 2023
Program expenses				
Instruction:				
Regular	\$ 11,142,579	\$ 10,225,803	\$ 10,636,828	\$ 9,445,539
Special	3,335,286	1,167,320	3,195,172	1,004,338
Vocational	128,103	(98,093)	149,026	(41,915)
Other	458,175	458,175	417,953	408,027
Support services:				
Pupil	1,022,964	618,961	894,492	486,285
Instructional staff	863,255	681,656	807,855	617,870
Board of education	71,032	71,032	71,638	71,638
Administration	1,725,047	1,724,255	1,682,378	1,680,387
Fiscal	660,990	650,246	656,330	638,465
Business	84,833	84,833	93,811	93,811
Operations and maintenance	3,690,172	3,632,965	2,845,340	2,788,792
Pupil transportation	1,480,358	1,402,458	1,398,785	1,260,807
Central	68,188	60,198	59,576	52,376
Operation of non-instructional services:				
Food service operations	1,198,837	(41,483)	1,207,565	(64,116)
Other non-instructional services	22,564	5,539	15,227	(8,463)
Extracurricular activities	1,367,392	811,513	1,207,122	578,056
Interest and fiscal charges	262,453	262,453	275,440	275,440
Total expenses	\$ 27,582,228	\$ 21,717,831	\$ 25,614,538	\$ 19,287,337

The dependence upon tax and other general revenues for governmental activities is apparent as 78.02% of instructional activities are supported through taxes and other general revenues. For all governmental activities, general revenue support is 78.74%. The District's taxpayers and unrestricted grants and entitlements from the State of Ohio, as a whole, are the primary support for District's students.

The graph below presents the District's governmental activities revenue for fiscal year 2024 and 2023.



**INDIAN VALLEY LOCAL SCHOOL DISTRICT
TUSCARAWAS COUNTY, OHIO**

**MANAGEMENT'S DISCUSSION AND ANALYSIS
FOR THE FISCAL YEAR ENDED JUNE 30, 2024**

The District's Funds

The District's governmental funds reported a combined fund balance of \$21,473,934, which is \$34,065 less than last year's balance of \$21,507,999. The schedule below indicates the fund balances and the total change in fund balances as of June 30, 2024 and 2023.

	Fund Balance June 30, 2024	Fund Balance June 30, 2023	Change
General	\$ 13,836,661	\$ 13,836,687	\$ (26)
Capital projects	5,000,000	5,000,000	-
Other governmental	2,637,273	2,671,312	(34,039)
Total	<u>\$ 21,473,934</u>	<u>\$ 21,507,999</u>	<u>\$ (34,065)</u>

General Fund

The District's general fund balance decreased \$26 during fiscal year 2024.

Property taxes decreased due to the situation described previously. Earnings on investments increased due to higher interest rates earned on the District's investments.

Expenditures increased due to customary increases in wages and benefits and the increasing prices of goods and services.

The table that follows assists in illustrating the financial activities of the general fund.

	2024 Amount	2023 Amount	Increase (Decrease)	Percentage Change
<u>Revenues</u>				
Property taxes	\$ 6,341,535	\$ 7,231,380	\$ (889,845)	(12.31) %
Tuition and fees	395,984	412,729	(16,745)	(4.06) %
Earnings on investments	1,252,162	652,716	599,446	91.84 %
Intergovernmental	14,740,442	14,500,863	239,579	1.65 %
Other revenues	97,122	219,806	(122,684)	(55.81) %
Total	<u>\$ 22,827,245</u>	<u>\$ 23,017,494</u>	<u>\$ (190,249)</u>	(0.83) %
<u>Expenditures</u>				
Instruction	\$ 12,691,045	\$ 11,154,917	\$ 1,536,128	13.77 %
Support services	9,456,038	8,700,614	755,424	8.68 %
Extracurricular activities	625,809	704,888	(79,079)	(11.22) %
Capital outlay	48,940	79,217	(30,277)	(38.22) %
Debt service	7,800	12,800	(5,000)	(39.06) %
Total	<u>\$ 22,829,632</u>	<u>\$ 20,652,436</u>	<u>\$ 2,177,196</u>	10.54 %

Capital Projects Fund

The capital projects fund did not have any activity during fiscal year 2024. The capital projects fund was initially established during fiscal year 2023 to accumulate resources for future capital purchases.

**INDIAN VALLEY LOCAL SCHOOL DISTRICT
TUSCARAWAS COUNTY, OHIO**

**MANAGEMENT'S DISCUSSION AND ANALYSIS
FOR THE FISCAL YEAR ENDED JUNE 30, 2024**

General Fund Budgeting Highlights

The District's budget is prepared according to Ohio law and is based on accounting for certain transactions on a basis of cash receipts, disbursements and encumbrances. The most significant budgeted fund is the general fund.

For the general fund, final budgeted revenues and other financing sources were \$21,802,500, which was unchanged from the original budgeted revenues and other financing sources. Actual revenues and other financing sources for fiscal year 2024 were \$22,827,676. This represents a \$1,025,176 increase from final budgeted revenues.

The general fund final budgeted expenditures and other financing uses were \$23,362,948, which were increased \$220,000 from the original budgeted expenditures and other financing uses of \$23,142,948. The final budgeted expenditures were \$308,973 greater than the actual budget-basis expenditures and other financing uses for fiscal year 2024.

Capital Assets and Debt Administration

Capital Assets

At the end of fiscal year 2024, the District had \$33,664,955 invested in land, buildings and building improvements, improvements other than buildings, furniture and equipment, intangible right to use software and vehicles. This entire amount is reported in the District's governmental activities. The fiscal year 2023 balances were restated as described in Note 3.C.

The following table shows June 30, 2024 balances compared to June 30, 2023:

**Capital Assets at June 30
(Net of Depreciation/Amortization)**

	Governmental Activities	
	2024	Restated 2023
Land	\$ 387,277	\$ 387,277
Buildings and building improvements	24,814,953	25,823,964
Improvements other than buildings	7,309,884	7,678,722
Furniture and equipment	690,891	386,306
Intangible right to use software	24,230	32,307
Vehicles	437,720	577,625
Total	<u>\$ 33,664,955</u>	<u>\$ 34,886,201</u>

Total additions to capital assets for fiscal year 2024 were \$772,562, and the depreciation/amortization expense totaled \$1,993,808.

See Note 8 to the basic financial statements for additional information on the District's capital assets.

Debt Administration

The District's outstanding long-term obligations consist of general obligation bonds and a SBITA payable. Outstanding principal amounts to \$10,641,195; of this principal balance, \$566,716 is due within one year.

**INDIAN VALLEY LOCAL SCHOOL DISTRICT
TUSCARAWAS COUNTY, OHIO**

**MANAGEMENT'S DISCUSSION AND ANALYSIS
FOR THE FISCAL YEAR ENDED JUNE 30, 2024**

The following table summarizes the District's outstanding debt obligations at June 30, 2024 and June 30, 2023:

Outstanding Debt, at Year End

	Governmental Activities 2024	Governmental Activities 2023
General obligation bonds	\$ 10,620,000	\$ 11,180,000
SBITA payable	21,195	27,584
Total	<u>\$ 10,641,195</u>	<u>\$ 11,207,584</u>

At June 30, 2024, the District's overall legal debt margin was \$16,960,790 and its unvoted debt margin was \$294,620.

See Note 9 to the basic financial statements for additional information on the District's debt administration.

Current Financial Related Activities

The District continues to receive strong support from the residents of the District. The last operating levies passed by the residents of the District were a renewal in November 2023, which will generate revenue of approximately \$1,000,000 per year, for a period of five years and a renewal in November 2016, which will generate revenue of approximately \$600,000 per year, for a period of ten years. In November 2018, the District residents passed a \$7,000,000 bond issue for a new athletic complex which includes a stadium and field house. Also, in May 2005, the District residents passed a \$8,483,000 bond issue as their local share in an Ohio Facilities Construction Commission Program. The total project cost of \$42,436,000 provided the District with two new elementary schools, a new middle school, and a 30,000 square foot addition and renovations to the high school. All of the schools were opened in September 2007.

Real estate tax collections have shown small increases. The unique nature of property taxes in Ohio creates the need to routinely seek voter approval for operating funds. The overall revenue generated by a levy will not increase solely as the result of inflation due to Ohio House Bill 920 (passed in 1976). As an example, a homeowner with a home valued at \$100,000 and taxed at 1.00 mill would pay \$35.00 annually in taxes. If three years later the home was reappraised and increased to \$200,000 (and this inflationary increase in value is comparable to other property owners), the effective tax rate would become 0.5 mills and the owner would still pay \$35.00.

Property tax revenue makes up only 26 percent of revenues for the District. Unlike many other school districts, the District is not primarily dependent upon revenue generated from property taxes.

From a State funding perspective, the State of Ohio was found by the Ohio Supreme Court in March 1997 to be operating an unconstitutional school funding system, one that was neither "adequate" nor "equitable." The State Budget Act incorporates and adopts aspects of the "Fair School Funding Plan" (FSFP). Under the FSFP, students will be funded where they are educated, instead of where they live. For purposes of determining the State share of the base cost of core foundation funding under the State Budget Act, an overall base cost is to be calculated for each school district using formulas to create estimated base costs of (i) direct classroom instruction, (ii) instructional and student support, (iii) school district leadership and accountability, (iv) building leadership and operations and (v) an athletic co-curricular activities. The school district's calculated base cost is then to be allocated between a State share and a school district share based on the school district's "per-pupil local capacity" which is a function of its ad valorem property tax valuation per-pupil and measures of income wealth in the school district.

**INDIAN VALLEY LOCAL SCHOOL DISTRICT
TUSCARAWAS COUNTY, OHIO**

**MANAGEMENT'S DISCUSSION AND ANALYSIS
FOR THE FISCAL YEAR ENDED JUNE 30, 2024**

In addition to the State share described above, school districts may also receive, as applicable, State Education Aid in the form of (i) targeted assistance based on relative tax valuation and income factors and student population, (ii) a weighted amount based on six categories of disabilities for special education and related services, (iii) supplemental disadvantaged pupil impact aid based on the relative proportion of a school district's students identified as economically disadvantaged, (iv) a weighted amount for each of three English learner categories, (v) gifted funds for identification, referral, professional development, coordinators and intervention specialists, (vi) a weighted amount for each of five career-technical categories and (vii) a weighted amount for career-technical education associated services. The amount of a school district's State Education Aid in the form of special education, English learner, gifted and career-technical education funding is generally to be determined in the same manner as its State share of the school district's base cost.

There can be no assurance concerning future funding levels or systems or formulae for allocation of State Education Aid or full implementation of the FSFP.

Contacting the District's Financial Management

This financial report is designed to provide our citizens, taxpayers, investors and creditors with a general overview of the District's finances and to show the District's accountability for the money it receives. If you have questions about this report or need additional financial information please contact Andrew Bache, Treasurer, Indian Valley Local School District, 100 N. Walnut Street, Gnadenhutten, Ohio 44629 or by emailing Andrew.bache@ivschoools.org.

**INDIAN VALLEY LOCAL SCHOOL DISTRICT
TUSCAWARAS COUNTY, OHIO**

STATEMENT OF NET POSITION
JUNE 30, 2024

	Governmental Activities
Assets:	
Equity in pooled cash and investments	\$ 24,374,255
Receivables:	
Property taxes	8,734,107
Accounts	6,041
Accrued interest	61,011
Intergovernmental	392,276
Prepayments	152,292
Materials and supplies inventory	9,308
Inventory held for resale	9,719
Net OPEB asset	1,354,672
Capital assets:	
Nondepreciable capital assets	387,277
Depreciable capital assets, net	33,277,678
Capital assets, net	33,664,955
Total assets	68,758,636
Deferred outflows of resources:	
Pension	4,093,406
OPEB	839,718
Total deferred outflows of resources	4,933,124
Liabilities:	
Accounts payable	381,001
Accrued wages and benefits	2,737,420
Intergovernmental payable	230,388
Pension and postemployment benefits payable	345,073
Accrued interest payable	24,904
Accrued vacation payable	81,737
Long-term liabilities:	
Due within one year	611,580
Due in more than one year:	
Net pension liability	19,188,224
Net OPEB liability	1,285,228
Other amounts due in more than one year	11,453,704
Total liabilities	36,339,259
Deferred inflows of resources:	
Property taxes levied for the next fiscal year	8,018,310
Unamortized deferred charges on refunding	89,119
Pension	1,250,086
OPEB	2,226,818
Total deferred inflows of resources	11,584,333
Net position:	
Net investment in capital assets	22,627,665
Restricted for:	
OPEB plan	1,354,672
Classroom facilities maintenance	612,669
Debt service	1,057,344
State funded programs	1,886
Federally funded programs	3,550
Food service operations	791,316
Student activities	156,639
Other purposes	30,198
Unrestricted (deficit)	(867,771)
Total net position	\$ 25,768,168

SEE ACCOMPANYING NOTES TO THE BASIC FINANCIAL STATEMENTS

**INDIAN VALLEY LOCAL SCHOOL DISTRICT
TUSCAWARAS COUNTY, OHIO**

STATEMENT OF ACTIVITIES
FOR THE FISCAL YEAR ENDED JUNE 30, 2024

		Program Revenues		Net (Expense) Revenue and Changes in Net Position
	Expenses	Charges for Services and Sales	Operating Grants and Contributions	Governmental Activities
Governmental activities:				
Instruction:				
Regular	\$ 11,142,579	\$ 119,638	\$ 797,138	\$ (10,225,803)
Special	3,335,286	311,086	1,856,880	(1,167,320)
Vocational	128,103	-	226,196	98,093
Other	458,175	-	-	(458,175)
Support services:				
Pupil	1,022,964	-	404,003	(618,961)
Instructional staff	863,255	-	181,599	(681,656)
Board of education	71,032	-	-	(71,032)
Administration	1,725,047	-	792	(1,724,255)
Fiscal	660,990	-	10,744	(650,246)
Business	84,833	-	-	(84,833)
Operations and maintenance	3,690,172	3,160	54,047	(3,632,965)
Pupil transportation	1,480,358	12,949	64,951	(1,402,458)
Central	68,188	-	7,990	(60,198)
Operation of non-instructional services:				
Food service operations	1,198,837	472,704	767,616	41,483
Other non-instructional services	22,564	-	17,025	(5,539)
Extracurricular activities	1,367,392	438,204	117,675	(811,513)
Interest and fiscal charges	262,453	-	-	(262,453)
Totals	\$ 27,582,228	\$ 1,357,741	\$ 4,506,656	(21,717,831)
General revenues:				
Property taxes levied for:				
General purposes				6,326,489
Debt service				753,330
Classroom facilities maintenance				81,372
Grants and entitlements not restricted				
to specific programs				13,053,983
Investment earnings				1,262,652
Miscellaneous				18,181
Total general revenues				<u>21,496,007</u>
Change in net position				(221,824)
Net position as previously reported				26,723,627
Restatement - error correction - see Note 3.C.				<u>(733,635)</u>
Net position at beginning of year (restated)				<u>25,989,992</u>
Net position at end of year				<u><u>\$ 25,768,168</u></u>

SEE ACCOMPANYING NOTES TO THE BASIC FINANCIAL STATEMENTS

**INDIAN VALLEY LOCAL SCHOOL DISTRICT
TUSCAWARAS COUNTY, OHIO**

BALANCE SHEET
GOVERNMENTAL FUNDS
JUNE 30, 2024

	General	Capital Projects	Nonmajor Governmental Funds	Total Governmental Funds
Assets:				
Equity in pooled cash and investments	\$ 16,658,596	\$ 5,000,000	\$ 2,715,659	\$ 24,374,255
Receivables:				
Property taxes	7,834,987	-	899,120	8,734,107
Accounts	3,962	-	2,079	6,041
Accrued interest	61,011	-	-	61,011
Intergovernmental	267,550	-	124,726	392,276
Prepayments	148,383	-	3,909	152,292
Materials and supplies inventory	-	-	9,308	9,308
Inventory held for resale	-	-	9,719	9,719
Due from other funds	51,228	-	-	51,228
Total assets	<u>\$ 25,025,717</u>	<u>\$ 5,000,000</u>	<u>\$ 3,764,520</u>	<u>\$ 33,790,237</u>
Liabilities:				
Accounts payable	\$ 368,392	\$ -	\$ 12,609	\$ 381,001
Accrued wages and benefits	2,576,136	-	161,284	2,737,420
Intergovernmental payable	228,608	-	1,780	230,388
Pension and postemployment benefits payable	324,818	-	20,255	345,073
Due to other funds	-	-	51,228	51,228
Total liabilities	<u>3,497,954</u>	<u>-</u>	<u>247,156</u>	<u>3,745,110</u>
Deferred inflows of resources:				
Property taxes levied for the next fiscal year	7,212,704	-	805,606	8,018,310
Delinquent property tax revenue not available	205,535	-	30,989	236,524
Intergovernmental revenue not available	245,988	-	43,496	289,484
Accrued interest not available	26,875	-	-	26,875
Total deferred inflows of resources	<u>7,691,102</u>	<u>-</u>	<u>880,091</u>	<u>8,571,193</u>
Fund balances:				
Nonspendable:				
Materials and supplies inventory	-	-	9,308	9,308
Prepays	148,383	-	3,909	152,292
Unclaimed monies	110	-	-	110
Restricted:				
Debt service	-	-	1,064,967	1,064,967
Classroom facilities maintenance	-	-	598,961	598,961
Food service operations	-	-	815,015	815,015
State funded programs	-	-	1,886	1,886
Extracurricular	-	-	156,635	156,635
Other purposes	-	-	30,088	30,088
Committed:				
Student and staff support	296,698	-	-	296,698
Facilities acquisition and construction	15,689	-	-	15,689
Assigned:				
Student instruction	22,615	-	-	22,615
Student and staff support	130,960	-	-	130,960
Subsequent year's appropriations	2,265,000	-	-	2,265,000
Capital improvements	-	5,000,000	-	5,000,000
Unassigned (deficit)	<u>10,957,206</u>	<u>-</u>	<u>(43,496)</u>	<u>10,913,710</u>
Total fund balances	<u>13,836,661</u>	<u>5,000,000</u>	<u>2,637,273</u>	<u>21,473,934</u>
Total liabilities, deferred inflows and fund balances	<u>\$ 25,025,717</u>	<u>\$ 5,000,000</u>	<u>\$ 3,764,520</u>	<u>\$ 33,790,237</u>

SEE ACCOMPANYING NOTES TO THE BASIC FINANCIAL STATEMENTS

**INDIAN VALLEY LOCAL SCHOOL DISTRICT
TUSCAWARAS COUNTY, OHIO**

RECONCILIATION OF TOTAL GOVERNMENTAL FUND BALANCES TO
NET POSITION OF GOVERNMENTAL ACTIVITIES
JUNE 30, 2024

Total governmental fund balances		\$ 21,473,934
<i>Amounts reported for governmental activities on the statement of net position are different because:</i>		
Capital assets used in governmental activities are not financial resources and therefore are not reported in the funds.		33,664,955
Other long-term assets are not available to pay for current-period expenditures and therefore are deferred inflows in the funds.		
Property taxes receivable	\$ 236,524	
Accrued interest receivable	26,875	
Intergovernmental receivable	289,484	
Total		552,883
Unamortized premiums on bonds issued are not recognized in the funds.		(306,976)
Unamortized amounts on refundings are not recognized in the funds.		(89,119)
Accrued interest payable is not due and payable in the current period and therefore is not reported in the funds.		(24,904)
Vacation is accrued for leave on the statement of net position, whereas in the funds, vacation leave expenditures are reported when taken.		(81,737)
The net pension/OPEB assets & liabilities are not due and payable in the current period; therefore, the assets, liabilities and related deferred inflows/outflows are not reported in governmental funds.		
Deferred outflows - pension	4,093,406	
Deferred inflows - pension	(1,250,086)	
Net pension liability	(19,188,224)	
Deferred outflows - OPEB	839,718	
Deferred inflows - OPEB	(2,226,818)	
Net OPEB asset	1,354,672	
Net OPEB liability	(1,285,228)	
Total		(17,662,560)
Long-term liabilities, including bonds payable, are not due and payable in the current period and therefore are not reported in the funds.		
General obligation bonds	(10,620,000)	
Compensated absences	(1,117,113)	
SBITA	(21,195)	
Total		(11,758,308)
Net position of governmental activities		<u>\$ 25,768,168</u>

SEE ACCOMPANYING NOTES TO THE BASIC FINANCIAL STATEMENTS

**INDIAN VALLEY LOCAL SCHOOL DISTRICT
TUSCAWARAS COUNTY, OHIO**

STATEMENT OF REVENUES, EXPENDITURES AND CHANGES IN FUND BALANCES
GOVERNMENTAL FUNDS
FOR THE FISCAL YEAR ENDED JUNE 30, 2024

	General	Capital Projects	Nonmajor Governmental Funds	Total Governmental Funds
Revenues:				
Property taxes	\$ 6,341,535	\$ -	\$ 837,072	\$ 7,178,607
Intergovernmental	14,740,442	-	2,757,855	17,498,297
Investment earnings	1,252,162	-	46,668	1,298,830
Tuition and fees	395,984	-	-	395,984
Extracurricular	22,806	-	414,857	437,663
Rental income	3,160	-	-	3,160
Charges for services	2,116	-	466,079	468,195
Contributions and donations	55,353	-	86,673	142,026
Miscellaneous	13,687	-	7,166	20,853
Total revenues	<u>22,827,245</u>	<u>-</u>	<u>4,616,370</u>	<u>27,443,615</u>
Expenditures:				
Current:				
Instruction:				
Regular	9,492,208	-	799,739	10,291,947
Special	2,609,955	-	789,309	3,399,264
Vocational	126,375	-	1,916	128,291
Other	462,507	-	1,873	464,380
Support services:				
Pupil	1,026,654	-	1,387	1,028,041
Instructional staff	688,736	-	184,171	872,907
Board of education	71,032	-	-	71,032
Administration	1,776,443	-	792	1,777,235
Fiscal	653,060	-	26,425	679,485
Business	93,280	-	1,525	94,805
Operations and maintenance	3,458,618	-	224,847	3,683,465
Pupil transportation	1,619,278	-	1,727	1,621,005
Central	68,937	-	7,990	76,927
Operation of non-instructional services:				
Food service operations	-	-	1,216,647	1,216,647
Other non-instructional services	-	-	22,564	22,564
Extracurricular activities	625,809	-	501,686	1,127,495
Facilities acquisition and construction	48,940	-	-	48,940
Debt service:				
Principal retirement	6,389	-	560,000	566,389
Interest and fiscal charges	1,411	-	305,450	306,861
Total expenditures	<u>22,829,632</u>	<u>-</u>	<u>4,648,048</u>	<u>27,477,680</u>
Excess of expenditures over revenues	<u>(2,387)</u>	<u>-</u>	<u>(31,678)</u>	<u>(34,065)</u>
Other financing sources (uses):				
Transfers in	2,361	-	-	2,361
Transfers (out)	-	-	(2,361)	(2,361)
Total other financing sources (uses)	<u>2,361</u>	<u>-</u>	<u>(2,361)</u>	<u>-</u>
Net change in fund balances	(26)	-	(34,039)	(34,065)
Fund balances at beginning of year	<u>13,836,687</u>	<u>5,000,000</u>	<u>2,671,312</u>	<u>21,507,999</u>
Fund balances at end of year	<u>\$ 13,836,661</u>	<u>\$ 5,000,000</u>	<u>\$ 2,637,273</u>	<u>\$ 21,473,934</u>

SEE ACCOMPANYING NOTES TO THE BASIC FINANCIAL STATEMENTS

**INDIAN VALLEY LOCAL SCHOOL DISTRICT
TUSCAWARAS COUNTY, OHIO**

**RECONCILIATION OF THE STATEMENT OF REVENUES, EXPENDITURES
AND CHANGES IN FUND BALANCES OF GOVERNMENTAL FUNDS
TO THE STATEMENT OF ACTIVITIES
FOR THE FISCAL YEAR ENDED JUNE 30, 2024**

Net change in fund balances - total governmental funds **\$ (34,065)**

*Amounts reported for governmental activities in the
statement of activities are different because:*

Governmental funds report capital outlays as expenditures.
However, in the statement of activities, the cost of those
assets is allocated over their estimated useful lives as
depreciation expense.

Capital asset additions	\$ 772,562	
Current year depreciation	(1,993,808)	
Total		(1,221,246)

Revenues in the statement of activities that do not provide
current financial resources are not reported as revenues in
the funds.

Property taxes	(17,416)	
Tuition	45,573	
Earnings on investments	10,490	
Intergovernmental	(121,858)	
Total		(83,211)

Repayment of principal and accreted interest is an expenditure in the
governmental funds, but the repayment reduces long-term liabilities
on the statement of net position.

566,389

In the statement of activities, interest is accrued on outstanding bonds,
whereas in governmental funds, an interest expenditure is reported
when due. The following items resulted in additional interest being
reported in the statement of activities:

Decrease in accrued interest payable	2,345	
Amortization of bond premiums	32,599	
Amortization of deferred charges	9,464	
Total		44,408

Contractually required contributions are reported as expenditures in
governmental funds; however, the statement of net position reports
these amounts as deferred outflows.

Pension	1,840,065	
OPEB	55,567	
Total		1,895,632

Except for amounts reported as deferred inflows/outflows, changes
in the net pension/OPEB liability/asset are reported as
pension/OPEB expense in the statement of activities.

Pension	(1,651,232)	
OPEB	195,491	
Total		(1,455,741)

In the statement of activities, vacation leave is accrued when earned, whereas
in governmental funds, an expenditures is reported when vacation leave is taken.

7,289

Some expenses reported in the statement of activities,
such as compensated absences, do not require the use of current
financial resources and therefore are not reported as expenditures
in governmental funds.

58,721

Change in net position of governmental activities **\$ (221,824)**

SEE ACCOMPANYING NOTES TO THE BASIC FINANCIAL STATEMENTS

**INDIAN VALLEY LOCAL SCHOOL DISTRICT
TUSCAWARAS COUNTY, OHIO**

STATEMENT OF CHANGES IN FIDUCIARY NET POSITION
FIDUCIARY FUND
FOR THE FISCAL YEAR ENDED JUNE 30, 2024

	<u>Custodial</u>
Additions:	
Extracurricular collections for OHSAA	<u>\$ 3,562</u>
Deductions:	
Extracurricular distributions to OHSAA	<u>3,562</u>
Change in net position	-
Net position at beginning of year	<u>-</u>
Net position at end of year	<u><u>\$ -</u></u>

SEE ACCOMPANYING NOTES TO THE BASIC FINANCIAL STATEMENTS

This page intentionally left blank.

**INDIAN VALLEY LOCAL SCHOOL DISTRICT
TUSCARAWAS COUNTY, OHIO**

**NOTES TO THE BASIC FINANCIAL STATEMENTS
FOR THE FISCAL YEAR ENDED JUNE 30, 2024**

NOTE 1 - DESCRIPTION OF THE SCHOOL DISTRICT

The Indian Valley Local School District (the “District”) was established for the purpose of exercising the rights and privileges conveyed to it by the constitution and laws of the State of Ohio. The District is a school district as defined by Section 3311.03 of the Ohio Revised Code. The District operates under an elected Board of Education, consisting of five members, and is responsible for providing public education to residents of the District. The District is staffed by 79 non-certified employees and 133 certified employees who provide services to approximately 1,658 students and other community members.

NOTE 2 - SUMMARY OF SIGNIFICANT ACCOUNTING POLICIES

The basic financial statements of the District have been prepared in conformity with accounting principles generally accepted in the United States of America (GAAP) as applied to governmental units. The Governmental Accounting Standards Board (GASB) is the accepted standard-setting body for establishing governmental accounting and financial reporting principles. The District’s significant accounting policies are described below.

A. Reporting Entity

The reporting entity has been defined in accordance with GASB Statement No. 14, “*The Financial Reporting Entity*” as amended by GASB Statement No. 39, “*Determining Whether Certain Organizations Are Component Units*” and GASB Statement No. 61, “*The Financial Reporting Entity: Omnibus an Amendment of GASB Statements No. 14 and No. 34*”. The reporting entity is composed of the primary government and component units. The primary government consists of all funds, departments, boards and agencies that are not legally separate from the District. For the District, this includes general operations, food service, and student related activities of the District.

Component units are legally separate organizations for which the District is financially accountable. The District is financially accountable for an organization if the District appoints a voting majority of the organization’s Governing Board and (1) the District is able to significantly influence the programs or services performed or provided by the organization; or (2) the District is legally entitled to or can otherwise access the organization’s resources; or (3) the District is legally obligated or has otherwise assumed the responsibility to finance the deficits of, or provide financial support to, the organization; or (4) the District is obligated for the debt of the organization. Component units may also include organizations that are fiscally dependent on the District in that the District approves the budget, the issuance of debt or the levying of taxes. Certain organizations are also included as component units if the nature and significance of the relationship between the primary government and the organization is such that exclusion by the primary government would render the primary government’s financial statements incomplete or misleading. Based upon the application of these criteria, the District has no component units. The basic financial statements of the reporting entity include only those of the District (the primary government).

Management believes the basic financial statements included in the report represent all of the funds of the District over which the District has the ability to exercise direct operating control.

The following organizations are described due to their relationship to the District:

JOINTLY GOVERNED ORGANIZATIONS

Ohio Mid-Eastern Regional Education Service Agency (OME-RESA)

OME-RESA is a computer service organization whose primary function is to provide information technology services to its member districts with the major emphasis being placed on accounting, payroll and inventory control services. Other areas of service provided by OME-RESA include pupil scheduling, attendance and grade reporting, career guidance services, special education records and test scoring.

**INDIAN VALLEY LOCAL SCHOOL DISTRICT
TUSCARAWAS COUNTY, OHIO**

**NOTES TO THE BASIC FINANCIAL STATEMENTS
FOR THE FISCAL YEAR ENDED JUNE 30, 2024**

NOTE 2 - SUMMARY OF SIGNIFICANT ACCOUNTING POLICIES - (Continued)

OME-RESA is one of 23 regional service organizations serving over 600 public districts in the State of Ohio that make up the Ohio Educational Computer Network (OECN). These service organizations are known as Data Acquisition Sites. The OECN is a collective group of Data Acquisition Sites, authorized pursuant to Section 3301.075 of the Ohio Revised Code and their member districts. Such sites, in conjunction with the Ohio Department of Education (ODE), comprise a statewide delivery system to provide comprehensive, cost-efficient accounting and other administrative and instructional computer services for participating Ohio districts.

Major funding for this network is derived from the State of Ohio. In addition, a majority of the software utilized by the OME-RESA is developed by the ODE.

OME-RESA is owned and operated by 47 member districts in 11 different Ohio counties. The member districts are comprised of public districts and county Educational Service Centers. Each member district pays an annual fee for services provided by OME-RESA. OME-RESA is governed by a Board of Directors, which is selected by the member districts. Each member district has one vote in all matters and each member district's control over budgeting and financing of OME-RESA is limited to its voting authority and any representation it may have on the Board of Directors.

OME-RESA is located at 2230 Sunset Blvd., Suite 2, Steubenville, Ohio 43952. The Jefferson County Educational Service Center is one of OME-RESA's member districts, and acts in the capacity of fiscal agent for OME-RESA. During the year ended June 30, 2024, the District paid \$203,379 to OME-RESA for services.

Buckeye Career Center

The Buckeye Career Center (Center), a joint vocational school established by the Ohio Revised Code, is a jointly governed organization providing vocational services to its eleven-member school districts. The Center is governed by a board of education comprised of eleven members appointed by the participating school districts. The board controls the financial activity of the Center and reports to the Ohio Department of Education and the Auditor of State of Ohio. The continued existence of the Center is not dependent on the District's continued participation and no measurable equity interest exists.

Tuscarawas County Tax Incentive Review Council

The Tuscarawas County Tax Incentive Review Council (Council) is a jointly governed organization, created as a regional council of governments pursuant to State Statute. The Council has 56 members, consisting of three members appointed by the County Commissioners, 22 members appointed by municipal corporations, 12 members appointed by township trustees, two members from the County Auditor's office, and Economic Development and Finance Alliance member, and 16 members appointed by Boards of Education located within the County. The Council reviews and evaluates the performance of each Enterprise Zone Agreement. This body is advisory in nature and cannot directly impact an existing Enterprise Zone Agreement; however, the Council can make written recommendations to the legislative authority which approved the agreement. There is no cost associated with being a member of this Council. The continued existence of the Council is not dependent on the District's continued participation and no equity interest exists.

INSURANCE PURCHASING POOL

Portage Area School Consortium

The Portage Area School Consortium (Consortium) is a regional council of governments established pursuant to Chapter 167 of the Ohio Revised Code, consisting of various school districts in the Portage County, Ohio area. The Consortium is a stand-alone entity, comprised of two stand-alone Pools; the Portage Area School Consortium Property and Casualty Pool and the Portage Area School Consortium Health and Welfare Insurance Pool. These Pools were established by the Consortium on August 5, 1988 to provide property and casualty risk management services and risk sharing to its members. The Pools were established as local government risk pools under Section 1744.081 of the Ohio Revised Code and are not subject to federal tax filing requirements.

**INDIAN VALLEY LOCAL SCHOOL DISTRICT
TUSCARAWAS COUNTY, OHIO**

**NOTES TO THE BASIC FINANCIAL STATEMENTS
FOR THE FISCAL YEAR ENDED JUNE 30, 2024**

NOTE 2 - SUMMARY OF SIGNIFICANT ACCOUNTING POLICIES - (Continued)

The Ohio Revised Code Section 167.04 requires the Consortium to adopt bylaws designating the officers of the Consortium and their method of selection, creating a governing body to act for the Consortium, appointing a fiscal officer, and providing for the conduct of the Consortium's business. The Assembly is the legislative and managerial body of the Consortium. The Assembly is composed of representation of the member schools. The member school's governing body appoints one representative to the Consortium (usually the superintendent or designee). In the case of a member that is a school district, that representative shall be an executive appointed by the board of education. The Assembly serves without compensation.

RELATED ORGANIZATION

The Gnadenhutten Public Library is a distinct political subdivision of the State of Ohio created under Chapter 3375 of the Ohio Revised Code. The Library is governed by a Board of Trustees appointed by the Board of Education. The Board of Trustees possesses its own contracting and budgeting authority, hires and fires personnel and does not depend on the District for operational subsidies. Although the District does serve as a taxing authority and may issue tax related debt on behalf of the Library, its role is limited to a ministerial function. The determination to request approval of a tax levy, the rate and purpose are discretionary decisions made solely by the Board of Trustees. Financial information can be obtained from Mary Lou Metzger, Fiscal Officer, 160 North Walnut Street, Gnadenhutten, Ohio 44629.

B. Fund Accounting

The District uses funds to maintain its financial records during the year. A fund is defined as a fiscal and accounting entity with a self-balancing set of accounts. There are three categories of funds: governmental, proprietary and fiduciary. The District does not have any proprietary funds.

GOVERNMENTAL FUNDS

Governmental funds are those through which most governmental functions typically are financed. Governmental fund reporting focuses on the sources, uses and balances of current financial resources. Expendable assets are assigned to the various governmental funds according to the purposes for which they may or must be used. Current liabilities are assigned to the fund from which they will be paid. The difference between governmental fund assets plus deferred outflows of resources and liabilities plus deferred inflows of resources is reported as fund balance. The following are the District's major governmental funds:

General fund - The general fund is used to account for and report all financial resources not accounted for and reported in another fund. The general fund balance is available for any purpose provided it is expended or transferred according to the general laws of Ohio.

Capital projects fund - The capital projects fund is used to accumulate money for one or more capital projects.

Other governmental funds of the District are used to account for (a) financial resources that are restricted, committed, or assigned to expenditures for principal and interest and (b) specific revenue sources that are restricted or committed to an expenditure for specified purposes other than debt service or capital projects.

**INDIAN VALLEY LOCAL SCHOOL DISTRICT
TUSCARAWAS COUNTY, OHIO**

**NOTES TO THE BASIC FINANCIAL STATEMENTS
FOR THE FISCAL YEAR ENDED JUNE 30, 2024**

NOTE 2 - SUMMARY OF SIGNIFICANT ACCOUNTING POLICIES - (Continued)

FIDUCIARY FUNDS

Fiduciary fund reporting focuses on net position and changes in net position. The fiduciary fund category is split into four classifications: private-purpose trust funds, investment trust funds, pension trust funds and custodial funds. Trust funds are used to account for assets held by the District under a trust agreement for individuals, private organizations, or other governments and are therefore not available to support the District's own programs. The District has no trust funds. Custodial funds are used to report fiduciary activities that are not required to be reported in a trust fund. The District's custodial fund accounts for the collection and disbursement of monies on behalf of the Ohio High School Athletic Association (OHSAA).

C. Basis of Presentation and Measurement Focus

Government-wide Financial Statements - The statement of net position and the statement of activities display information about the District as a whole. These statements include the financial activities of the primary government, except for fiduciary funds.

The government-wide statement of activities presents a comparison between direct expenses and program revenues for each function or program of the governmental activities of the District. Direct expenses are those that are specifically associated with a service, program or department and therefore clearly identifiable to a particular function. Program revenues include amounts paid by the recipient of goods or services offered by the program and grants and contributions that are restricted to meeting the operational or capital requirements of a particular program. Revenues not classified as program revenues are presented as general revenues of the District.

The government-wide financial statements are prepared using the economic resources measurement focus. All assets, deferred outflows of resources, liabilities, and deferred inflows of resources associated with the operation of the District are included on the statement of net position.

Fund Financial Statements - Fund financial statements report detailed information about the District. The focus of governmental fund financial statements is on major funds rather than reporting funds by type. Each major fund is presented in a separate column, and all nonmajor funds are aggregated into one column. Fiduciary funds are reported by fund type.

All governmental funds are accounted for using a flow of current financial resources measurement focus. With this measurement focus, only current assets, deferred outflows of resources, liabilities, and deferred inflows of resources generally are included on the balance sheet. The statement of revenues, expenditures and changes in fund balances reports on the sources (i.e., revenues and other financing sources) and uses (i.e., expenditures and other financing uses) of current financial resources. This approach differs from the manner in which the governmental activities of the government-wide financial statements are prepared. Governmental fund financial statements therefore include a reconciliation with brief explanations to better identify the relationship between the government-wide statements and the statements for governmental funds.

Fiduciary funds present a statement of changes in fiduciary net position which reports additions to and deductions from custodial funds. Fiduciary funds are reported using the economic resources measurement focus.

D. Basis of Accounting

Basis of accounting determines when transactions are recorded in the financial records and reported on the financial statements. Government-wide financial statements are prepared using the accrual basis of accounting. Governmental funds use the modified accrual basis of accounting. Fiduciary funds also use the accrual basis of accounting.

**INDIAN VALLEY LOCAL SCHOOL DISTRICT
TUSCARAWAS COUNTY, OHIO**

**NOTES TO THE BASIC FINANCIAL STATEMENTS
FOR THE FISCAL YEAR ENDED JUNE 30, 2024**

NOTE 2 - SUMMARY OF SIGNIFICANT ACCOUNTING POLICIES - (Continued)

Revenues - Exchange and Nonexchange Transactions - Revenue resulting from exchange transactions, in which each party gives and receives essentially equal value, is recorded on the accrual basis when the exchange takes place. On a modified accrual basis, revenue is recorded in the fiscal year in which the resources are measurable and become available. Available means that the resources will be collected within the current fiscal year or are expected to be collected soon enough thereafter to be used to pay liabilities of the current fiscal year. For the District, available means expected to be received within sixty days of fiscal year end.

Nonexchange transactions, in which the District receives value without directly giving equal value in return, include property taxes, grants, entitlements and donations. On an accrual basis, revenue from property taxes is recognized in the fiscal year for which the taxes are levied (See Note 6).

Revenue from grants, entitlements and donations is recognized in the fiscal year in which all eligibility requirements have been satisfied. Eligibility requirements include timing requirements, which specify the year when the resources are required to be used or the fiscal year when use is first permitted, matching requirements, in which the District must provide local resources to be used for a specified purpose, and expenditure requirements, in which the resources are provided to the District on a reimbursement basis. On a modified accrual basis, revenue from nonexchange transactions must also be available before it can be recognized.

Under the modified accrual basis, the following revenue sources are considered to be both measurable and available at fiscal year-end: property taxes available as an advance, grants, and student fees.

Deferred Outflows of Resources and Deferred Inflows of Resources - In addition to assets, the government-wide statement of net position will report a separate section for deferred outflows of resources. Deferred outflows of resources represent a consumption of net assets that applies to a future period and will not be recognized as an outflow of resources (expense/expenditure) until then. See Notes 12 and 13 for deferred outflows of resources related to net pension liability/asset and net OPEB liability/asset, respectively.

In addition to liabilities, both the government-wide statement of net position and the governmental fund financial statements report a separate section for deferred inflows of resources. Deferred inflows of resources represent an acquisition of net assets that applies to a future period and will not be recognized as an inflow of resources (revenue) until that time. Deferred inflows of resources include property taxes and unavailable revenue. Property taxes represent amounts for which there is an enforceable legal claim as of June 30, 2024, but which were levied to finance fiscal year 2025 operations. These amounts have been recorded as a deferred inflow of resources on both the government-wide statement of net position and the governmental fund financial statements. Unavailable revenue is reported only on the governmental funds balance sheet, and represents receivables which will not be collected within the available period. Unavailable revenue includes, but is not limited to, delinquent property taxes and intergovernmental grants. These amounts are deferred and recognized as an inflow of resources in the period the amounts become available.

See Notes 12 and 13 for deferred inflows of resources related to net pension liability/asset and net OPEB liability/asset, respectively. These deferred inflows of resources are only reported on the government-wide statement of net position. In addition, deferred outflows of resources include a deferred gain on debt refunding. A deferred gain on refunding results from the difference in the carrying value of refunded debt and its reacquisition price. This amount is deferred and amortized over the shorter of the life of the refunded debt or refunding debt.

Expenses/Expenditures - On the accrual basis of accounting, expenses are recognized at the time they are incurred. The fair value of donated commodities used during the year is reported in the statement of revenues, expenditures and changes in fund balances as an expenditure with a corresponding amount reported as intergovernmental revenue.

**INDIAN VALLEY LOCAL SCHOOL DISTRICT
TUSCARAWAS COUNTY, OHIO**

**NOTES TO THE BASIC FINANCIAL STATEMENTS
FOR THE FISCAL YEAR ENDED JUNE 30, 2024**

NOTE 2 - SUMMARY OF SIGNIFICANT ACCOUNTING POLICIES - (Continued)

The measurement focus of governmental fund accounting is on decreases in net financial resources (expenditures) rather than expenses. Expenditures are generally recognized in the accounting period in which the related fund liability is incurred, if measurable. Allocations of cost, such as depreciation and amortization, are not recognized in governmental funds.

E. Budgets

All funds are legally required to be budgeted and appropriated. The major documents prepared are the alternative tax budget, the certificate of estimated resources, and the appropriation resolution, all of which are prepared on the budgetary basis of accounting. The alternative tax budget demonstrates a need for existing or increased tax rates. The certificate of estimated resources establishes a limit on the amounts that the Board of Education may appropriate. The appropriation resolution is the Board's authorization to spend resources and sets annual limits on expenditures plus encumbrances at a level of control selected by the Board. The legal level of budgetary control is at the fund level for all funds. The Treasurer has been given the authority to allocate Board appropriations to the function and object levels within each fund.

The certificate of estimated resources may be amended during the year if projected increases or decreases in revenue are identified by the District Treasurer. The amounts reported as the original budgeted amounts in the budgetary schedules reflect the amounts in the certificate when the original appropriations were adopted. The amounts reported as the final budgeted amounts in the budgetary schedules reflect the amounts in the final amended certificate in effect when the final appropriations were passed.

The appropriation resolution is subject to amendment by the Board throughout the year with the restriction that appropriations may not exceed estimated resources. The amounts reported as the original budgeted amounts reflect the first appropriations for that fund that covered the entire fiscal year, including amounts automatically carried over from prior years. The amounts reported as the final budgeted amounts in the budgetary schedules reflect the final appropriations passed by the Board during the year.

F. Cash and Investments

To improve cash management, cash received by the District is pooled in a central bank account. Monies for all funds are maintained in this pool. Individual fund integrity is maintained through the District's records. Each fund's interest in the pool is presented as "equity in pooled cash and investments" on the basic financial statements.

During fiscal year 2024, the District invested in the State Treasury Asset Reserve of Ohio (STAR Ohio), federal agency securities, negotiable certificates of deposit, U.S. Treasury notes, commercial paper and a U.S. Government money market fund. Except for nonparticipating investment contracts, investments are reported at fair value, which is based on quoted market prices.

STAR Ohio is an investment pool managed by the State Treasurer's Office which allows governments within the State to pool their funds for investment purposes. STAR Ohio is not registered with the SEC as an investment company, but has adopted Governmental Accounting Standards Board (GASB), Statement No. 79, "Certain External Investment Pools and Pool Participants." The District measures their investment in STAR Ohio at the net asset value (NAV) per share provided by STAR Ohio. The NAV per share is calculated on an amortized cost basis that provides an NAV per share that approximates fair value.

There were no limitations or restrictions on any participant withdrawals due to redemption notice periods, liquidity fees, or redemption gates. However, 24-hour notice in advance of all deposits and withdrawals exceeding \$100 million is encouraged. STAR Ohio reserves the right to limit the transaction to \$250 million, requiring the excess amount to be transacted the following business day(s), but only to the \$250 million limit. All accounts of the participant will be combined for these purposes.

**INDIAN VALLEY LOCAL SCHOOL DISTRICT
TUSCARAWAS COUNTY, OHIO**

**NOTES TO THE BASIC FINANCIAL STATEMENTS
FOR THE FISCAL YEAR ENDED JUNE 30, 2024**

NOTE 2 - SUMMARY OF SIGNIFICANT ACCOUNTING POLICIES - (Continued)

Under existing Ohio statutes all investment earnings are assigned to the general fund unless statutorily required to be credited to a specific fund. By policy of the Board of Education, investment earnings are assigned to the general fund. Interest revenue credited to the general fund during fiscal year 2024 amounted to \$1,252,162, which includes \$361,806 assigned from other District funds.

For presentation on the basic financial statements, investments of the cash management pool and investments with original maturities of three months or less at the time they are purchased by the District are considered to be cash equivalents. Investments with an initial maturity of more than three months are reported as investments.

An analysis of the District's investment account at year end is provided in Note 4.

G. Capital Assets

General capital assets are those related to governmental activities. These assets generally result from expenditures in the governmental funds. These assets are reported in the governmental activities column of the government-wide statement of net position, but are not reported in the fund financial statements.

All capital assets are capitalized at cost (or estimated historical cost) and updated for additions and retirements during the year. Donated capital assets are recorded at their acquisition values as of the date received. The District's capitalization threshold is \$2,500. The District does not possess any infrastructure. Improvements are capitalized, whereas the costs of normal maintenance and repairs that do not add to the value of the asset or materially extend an asset's life are not.

All reported capital assets, except land, are depreciated/amortized. Improvements are depreciated/amortized over the remaining useful lives of the related capital assets. Depreciation/amortization is computed using the straight-line method over the following useful lives:

<u>Description</u>	<u>Governmental Activities Estimated Lives</u>
Improvements other than buildings	20 years
Buildings and building improvements	20 - 50 years
Furniture and equipment	5 - 20 years
SBITA assets	5 years
Vehicles	8 years

The District is reporting intangible right to use assets related to subscription based information technology arrangements (SBITAs). The intangible assets are being amortized in a systematic and rational manner the shorter of the SBITA term or the useful life of the underlying asset.

H. Interfund Balances

Repayments from the funds responsible for particular expenditures or expenses to the funds that initially paid for them are reported as "due to/due from other funds." These amounts are eliminated in the governmental activities column on the statement of net position.

**INDIAN VALLEY LOCAL SCHOOL DISTRICT
TUSCARAWAS COUNTY, OHIO**

**NOTES TO THE BASIC FINANCIAL STATEMENTS
FOR THE FISCAL YEAR ENDED JUNE 30, 2024**

NOTE 2 - SUMMARY OF SIGNIFICANT ACCOUNTING POLICIES - (Continued)

I. Compensated Absences

Compensated absences of the District consist of vacation leave and sick leave to the extent that payments to the employee for these absences are attributable to services already rendered and are not contingent on a specific event that is outside the control of the District and the employee.

In accordance with the provisions of GASB Statement No. 16, "*Accounting for Compensated Absences*", a liability for vacation leave is accrued if a) the employees' rights to payment are attributable to services already rendered; and b) it is probable that the employer will compensate the employees for the benefits through paid time off or other means, such as cash payment at termination or retirement. An accrual for sick leave is made to the extent that it is probable that the benefit will result in termination (severance) payments. A liability for sick leave is accrued using the termination method. The liability is an estimate based on the District's past experience of making termination payments.

The total liability for vacation and sick leave has been calculated using pay rates in effect at June 30, 2024 and reduced to the maximum payment allowed by labor contract and/or statute, plus any applicable additional salary related payments.

The entire compensated absences liability is reported on the government-wide financial statements.

For governmental fund financial statements, the current portion of unpaid compensated absences is the amount expected to be paid using expendable available resources. These amounts are recorded in the account "matured compensated absences payable" in the fund from which the employees who have accumulated unpaid leave are paid. The noncurrent portion of the liability is not reported.

J. Accrued Liabilities and Long-Term Obligations

All payables, accrued liabilities and long-term obligations are reported in the government-wide financial statements.

In general, governmental fund payables and accrued liabilities that once incurred are paid in a timely manner and in full from current financial resources are reported as obligations of the funds. However, compensated absences, claims and judgements that will be paid from governmental funds are reported as a liability in the fund financial statements only to the extent that they are due for payment during the current year. Bonds are recognized as a liability on the governmental fund financial statements when due. Net pension/OPEB liability should be recognized in the governmental funds to the extent that benefit payments are due and payable and the pension/OPEB plan's fiduciary net position is not sufficient for payment of those benefits.

K. Bond Premiums

Bond premiums are recorded as an other financing source on the governmental fund financial statements. The bond premiums are amortized over the term of the bond using the straight-line method on the government-wide financial statements since the results are not significantly different from the effective-interest or bonds outstanding methods. Bond premiums are presented as an increase of the face amount of the bonds payable.

L. Deferred Charge on Refunding

For bond refundings resulting in the defeasance of the debt reported in the government-wide financial statements, the difference between the reacquisition price and the net carrying amount of the old debt is deferred and amortized as a component of interest expense. This deferred charge is amortized over the remaining life of the old debt or the life of the new debt, whichever is shorter, and presented as a deferred inflow of resources or a deferred outflow of resources.

**INDIAN VALLEY LOCAL SCHOOL DISTRICT
TUSCARAWAS COUNTY, OHIO**

**NOTES TO THE BASIC FINANCIAL STATEMENTS
FOR THE FISCAL YEAR ENDED JUNE 30, 2024**

NOTE 2 - SUMMARY OF SIGNIFICANT ACCOUNTING POLICIES - (Continued)

M. Fund Balance

Fund balance is divided into five classifications based primarily on the extent to which the District is bound to observe constraints imposed upon the use of the resources in the governmental funds. The classifications are as follows:

Nonspendable - The nonspendable fund balance classification includes amounts that cannot be spent because they are not in spendable form or legally required to be maintained intact. The “not in spendable form” criterion includes items that are not expected to be converted to cash. It also includes the long-term amount of loans receivable in the general fund.

Restricted - Fund balance is reported as restricted when constraints are placed on the use of resources that are either externally imposed by creditors (such as through debt covenants), grantors, contributors, or laws or regulations of other governments, or imposed by law through constitutional provisions or enabling legislation.

Committed - The committed fund balance classification includes amounts that can be used only for the specific purposes imposed by a formal action (resolution) of the District Board of Education (the highest level of decision making authority). Those committed amounts cannot be used for any other purpose unless the District Board of Education removes or changes the specified use by taking the same type of action (resolution) it employed to previously commit those amounts. Committed fund balance also incorporates contractual obligations to the extent that existing resources in the fund have been specifically committed for use in satisfying those contractual requirements.

Assigned - Amounts in the assigned fund balance classification are intended to be used by the District for specific purposes, but do not meet the criteria to be classified as restricted or committed. In governmental funds other than the general fund, assigned fund balance represents the remaining amount that is not restricted or committed. In the general fund, assigned amounts represent intended uses established by policies of the District Board of Education. The Board of Education has by resolution authorized the Treasurer to assign fund balance. The Board of Education may also assign fund balance as it does when appropriating fund balance to cover a gap between estimated revenue and appropriations in the subsequent year’s appropriated budget.

Unassigned - Unassigned fund balance is the residual classification for the general fund and includes all spendable amounts not contained in the other classifications. In other governmental funds, the unassigned classification is only used to report a deficit fund balance resulting from overspending for specific purposes for which amounts had been restricted, committed, or assigned.

The District applies restricted resources first when expenditures are incurred for purposes for which restricted and unrestricted (committed, assigned, and unassigned) fund balance is available. Similarly, within unrestricted fund balance, committed amounts are reduced first followed by assigned, and then unassigned amounts when expenditures are incurred for purposes for which amounts in any of the unrestricted fund balance classifications could be used.

**INDIAN VALLEY LOCAL SCHOOL DISTRICT
TUSCARAWAS COUNTY, OHIO**

**NOTES TO THE BASIC FINANCIAL STATEMENTS
FOR THE FISCAL YEAR ENDED JUNE 30, 2024**

NOTE 2 - SUMMARY OF SIGNIFICANT ACCOUNTING POLICIES - (Continued)

N. Net Position

Net position represents the difference between assets and deferred outflows and liabilities and deferred inflows. The net position component “net investment in capital assets,” consists of capital assets, net of accumulated depreciation, reduced by the outstanding balances of any borrowing used for the acquisition, construction or improvement of those assets. Deferred outflows of resources and deferred inflows of resources that are attributable to the acquisition, construction or improvement of those assets or related debt also should be included in this component of net position. Net position is reported as restricted when there are limitations imposed on its use either through the enabling legislation adopted by the District or through external restrictions imposed by creditors, grantors or laws or regulations of other governments. The amount restricted for other purposes represents amounts restricted for a special trust, scholarships and other local grants. At fiscal year-end, none of the District’s net position was restricted by enabling legislation.

The District applies restricted resources first when an expense is incurred for purposes for which both restricted and unrestricted net position is available.

O. Prepayments

Certain payments to vendors reflect the costs applicable to future accounting periods and are recorded as prepaid items in both government-wide and fund financial statements. These items are reported as assets on the statement of net position and balance sheet using the consumption method. A current asset for the prepaid amounts is recorded at the time of the purchase and the expenditure/expense is reported in the period in which services are consumed.

P. Estimates

The preparation of the basic financial statements in conformity with GAAP requires management to make estimates and assumptions that affect the amounts reported in the basic financial statements and accompanying notes. Actual results may differ from those estimates.

Q. Interfund Activity

Exchange transactions between funds are reported as revenues in the seller funds and as expenditures/expenses in the purchaser funds. Flows of cash or goods from one fund to another without a requirement for repayment are reported as interfund transfers. Interfund transfers are reported as other financing sources/uses in governmental funds. Repayments from funds responsible for particular expenditures/expenses to the funds that initially paid for them are not presented on the basic financial statements.

R. Pensions/Other Postemployment Benefits (OPEB)

For purposes of measuring the net pension/OPEB liability, net OPEB asset, deferred outflows of resources and deferred inflows of resources related pensions/OPEB, and pension/OPEB expense, information about the fiduciary net position of the pension/OPEB plans and additions to/deductions from their fiduciary net position have been determined on the same basis as they are reported by the pension/OPEB plan. For this purpose, benefit payments (including refunds of employee contributions) are recognized when due and payable in accordance with the benefit terms. The pension/OPEB plans report investments at fair value.

**INDIAN VALLEY LOCAL SCHOOL DISTRICT
TUSCARAWAS COUNTY, OHIO**

**NOTES TO THE BASIC FINANCIAL STATEMENTS
FOR THE FISCAL YEAR ENDED JUNE 30, 2024**

NOTE 2 - SUMMARY OF SIGNIFICANT ACCOUNTING POLICIES - (Continued)

S. Extraordinary and Special Items

Extraordinary items are transactions or events that are both unusual in nature and infrequent in occurrence. Special items are transactions or events that are within the control of the Board of Education and that are either unusual in nature or infrequent in occurrence. During fiscal year 2024, the District did not have any transactions that would be considered extraordinary or special.

T. Fair Value

The District categorizes its fair value measurements within the fair value hierarchy established by generally accepted accounting principles. The hierarchy is based on the valuation inputs used to measure the fair value of the asset. Level 1 inputs are quoted prices in active markets for identical assets; Level 2 inputs are significant other observable inputs; Level 3 inputs are significant unobservable inputs.

U. Inventory

On government-wide and fund financial statements, materials and supplies inventories are presented at cost, inventories held for resale are presented at the lower of cost or market, and donated commodities are presented at their entitlement value. Inventories are recorded on a first-in, first-out basis and are expended/expensed when used. Inventories consist of materials and supplies held for consumption and donated and purchased food held for resale.

NOTE 3 - ACCOUNTABILITY AND COMPLIANCE

A. Change in Accounting Principles

For fiscal year 2024, the District has implemented certain paragraphs from GASB Implementation Guide No. 2021-1, certain paragraphs of GASB Statement No. 99, "*Omnibus 2022*", GASB Statement No. 100, "*Accounting Changes and Error Corrections - an amendment of GASB Statement No. 62*" and Implementation Guide No. 2023-1.

GASB Implementation Guide 2021-1 provides clarification on issues related to previously established GASB guidance. The implementation of GASB Implementation Guide 2021-1 did not have an effect on balances previously reported by the District.

GASB Statement No. 99 is to enhance comparability in accounting and financial reporting and to improve the consistency of authoritative literature by addressing (1) practice issues that have been identified during implementation and application of certain GASB Statements and (2) accounting and financial reporting for financial guarantees. The implementation of GASB Statement No. 99 did not have an effect on the financial statements of the District.

GASB Statement No. 100 is to enhance accounting and financial reporting requirements for accounting changes and error corrections to provide more understandable, reliable, relevant, consistent, and comparable information for making decisions or assessing accountability. The implementation of GASB Statement No. 100 did not have an effect on the financial statements of the District.

GASB Implementation Guide 2023-1 provides clarification on issues related to previously established GASB guidance. The implementation of GASB Implementation Guide 2023-1 did not have an effect on the financial statements of the District.

**INDIAN VALLEY LOCAL SCHOOL DISTRICT
TUSCARAWAS COUNTY, OHIO**

**NOTES TO THE BASIC FINANCIAL STATEMENTS
FOR THE FISCAL YEAR ENDED JUNE 30, 2024**

NOTE 3 - ACCOUNTABILITY AND COMPLIANCE - (Continued)

B. Deficit Fund Balance

Fund balances at June 30, 2024 included the following individual fund deficit:

<u>Nonmajor governmental fund</u>	<u>Deficit</u>
Title VI-B	\$ 43,496

The general fund is liable for a deficit in this fund and provides transfers when cash is required, not when accruals occur. The deficit fund balance resulted from adjustments for accrued liabilities.

C. Restatement of Net Position - Error Correction

The District has restated net position at July 1, 2023 due to a new appraisal and errors and omissions previously reported in capital assets. See Note 8 for further detail. The restatement had the following effect on net position at July 1, 2023:

	<u>Governmental Activities</u>
Net position as previously reported	\$ 26,723,627
Adjustment for capital assets	<u>(733,635)</u>
Restated net position at July 1, 2023	<u><u>\$ 25,989,992</u></u>

NOTE 4 - DEPOSITS AND INVESTMENTS

State statutes classify monies held by the District into three categories.

Active deposits are public deposits necessary to meet current demands on the treasury. Such monies must be maintained either as cash in the District treasury, in commercial accounts payable or withdrawable on demand, including negotiable order of withdrawal (NOW) accounts, or in money market deposit accounts.

Inactive deposits are public deposits that the Board of Education has identified as not required for use within the current five-year period of designation of depositories. Inactive deposits must either be evidenced by certificates of deposit maturing not later than the end of the current period of designation of depositories, or by savings or deposit accounts including, but not limited to, passbook accounts.

Interim deposits are deposits of interim monies. Interim monies are those monies which are not needed for immediate use, but which will be needed before the end of the current period of designation of depositories.

Interim deposits must be evidenced by time certificates of deposit maturing not more than one year from the date of deposit or by savings or deposit accounts including passbook accounts.

Interim monies may be deposited or invested in the following securities:

1. United States Treasury Notes, Bills, Bonds, or any other obligation or security issued by the United States Treasury or any other obligation guaranteed as to principal and interest by the United States;
2. Bonds, notes, debentures, or any other obligations or securities issued by any federal government agency or instrumentality, including, but not limited to, the Federal National Mortgage Association, Federal Home Loan Bank, Federal Farm Credit Bank, Federal Home Loan Mortgage Corporation, and Government National Mortgage Association. All federal agency securities shall be direct issuances of federal government agencies or instrumentalities;

**INDIAN VALLEY LOCAL SCHOOL DISTRICT
TUSCARAWAS COUNTY, OHIO**

**NOTES TO THE BASIC FINANCIAL STATEMENTS
FOR THE FISCAL YEAR ENDED JUNE 30, 2024**

NOTE 4 - DEPOSITS AND INVESTMENTS - (Continued)

3. Written repurchase agreements in the securities listed above provided that the market value of the securities subject to the repurchase agreement must exceed the principal value of the agreement by at least two percent and be marked to market daily, and that the term of the agreement must not exceed thirty days;
4. Bonds and other obligations of the State of Ohio, and with certain limitations including a requirement for maturity within ten years from the date of settlement, bonds and other obligations of political subdivisions of the State of Ohio, if training requirements have been met;
5. Time certificates of deposit or savings or deposit accounts including, but not limited to, passbook accounts;
6. No-load money market mutual funds consisting exclusively of obligations described in division (1) or (2) and repurchase agreements secured by such obligations, provided that investments in securities described in this division are made only through eligible institutions;
7. The State Treasurer's investment pool, the State Treasury Asset Reserve of Ohio (STAR Ohio);
8. Certain bankers' acceptances for a period not to exceed one hundred eighty days) and commercial paper notes (for a period not to exceed two hundred seventy days) in an amount not to exceed 40 percent of the interim monies available for investment at any one time if training requirements have been met.

Protection of the deposits is provided by the Federal Deposit Insurance Corporation (FDIC), by eligible securities pledged by the financial institution as security for repayment, or by the financial institutions participation in the Ohio Pooled Collateral System (OPCS), a collateral pool of eligible securities deposited with a qualified trustee and pledged to the Treasurer of State to secure the repayment of all public monies deposited in the financial institution.

Investments in stripped principal or interest obligations, reverse repurchase agreements and derivatives are prohibited. The issuance of taxable notes for the purpose of arbitrage, the use of leverage and short selling are also prohibited. Except as noted above, an investment must mature within five years from the date of purchase unless matched to a specific obligation or debt of the District, and must be purchased with the expectation that it will be held to maturity. Investments may only be made through specified dealers and institutions. Payment for investments may be made only upon delivery of the securities representing the investments to the Treasurer or, if the securities are not represented by a certificate, upon receipt of confirmation of transfer from the custodian.

A. Cash on Hand

At fiscal year end, the District had \$2,222 in undeposited cash on hand which is included on the financial statements as part of "equity in pooled cash and investments".

B. Deposits with Financial Institutions

At June 30, 2024, the carrying amount of all District deposits was \$381,175. Based on the criteria described in GASB Statement No. 40, "Deposits and Investment Risk Disclosures", as of June 30, 2024, \$250,661 of the District's bank balance of \$500,661 was exposed to custodial credit risk, while \$250,000 was covered by the FDIC.

**INDIAN VALLEY LOCAL SCHOOL DISTRICT
TUSCARAWAS COUNTY, OHIO**

**NOTES TO THE BASIC FINANCIAL STATEMENTS
FOR THE FISCAL YEAR ENDED JUNE 30, 2024**

NOTE 4 - DEPOSITS AND INVESTMENTS - (Continued)

Custodial credit risk is the risk that, in the event of bank failure, the District will not be able to recover deposits or collateral securities that are in the possession of an outside party. The District has no deposit policy for custodial credit risk beyond the requirements of State statute. Ohio law requires that deposits either be insured or protected by (1) eligible securities pledged to the District's and deposited with a qualified trustee by the financial institution as security for repayment whose fair value at all times shall be at least 105 percent of the deposits being secured, or (2) participation in the Ohio Pooled Collateral System (OPCS), a collateral pool of eligible securities deposited with a qualified trustee and pledged to the Treasurer of State to secure the repayment of all public monies deposited in the financial institution. OPCS requires the total fair value of the securities pledged to be 102 percent of the deposits being secured or a rate set by the Treasurer of State. Although all statutory requirements for the deposit of money had been followed, noncompliance with Federal requirements could potentially subject the District to a successful claim by the FDIC.

C. Investments

As of June 30, 2024, the District had the following investments and maturities:

Measurement/ <u>Investment type</u>	Measurement value	Investment maturities				
		6 months or less	7 to 12 months	13 to 18 months	19 to 24 months	Greater than 24 months
<i>Fair value:</i>						
Negotiable CDs	\$ 5,682,093	\$ 352,839	\$ 1,561,414	\$ 1,549,956	\$ 1,479,765	\$ 738,119
Commercial paper	2,524,651	2,281,615	243,036	-	-	-
U.S. Government money market	41,735	41,735	-	-	-	-
Federal agency securities	3,095,047	1,419,006	419,436	336,987	-	919,618
U.S. Treasury notes	848,135	-	-	-	-	848,135
<i>Net asset value per share:</i>						
STAR Ohio	11,799,197	11,799,197	-	-	-	-
	\$ 23,990,858	\$ 15,894,392	\$ 2,223,886	\$ 1,886,943	\$ 1,479,765	\$ 2,505,872

The weighted average maturity of investments is 0.75 years.

The District's investments in a U.S. Government money market are valued using quoted market prices in active markets (Level 1 inputs). The District's investments in federal agency securities, U.S. Treasury notes, commercial paper and negotiable CDs are valued using quoted prices in markets that are not considered to be active, dealer quotations or alternative pricing sources for similar assets or liabilities for which all significant inputs are observable, either directly or indirectly (Level 2 inputs).

Interest Rate Risk: Interest rate risk arises as potential purchasers of debt securities will not agree to pay face value for those securities if interest rates subsequently increase. As a means of limiting its exposure to fair value losses arising from rising interest rates and according to State law, the District's investment policy limits investment portfolio maturities to five years or less.

Credit Risk: STAR Ohio and the U.S. Government money market carry ratings of AAAm by Standard & Poor's. Ohio law requires that STAR Ohio maintain the highest rating provided by at least one nationally recognized standard service rating. The District's investments in commercial paper were rated P-1 by Moody's Investor Services and A-1 or A-1+ by Standard & Poor's. The District's investments in federal agency securities and U.S. Treasury notes were rated Aaa by Moody's Investor Services and AA+ by Standard and Poor's. The negotiable CDs are not rated as they are fully covered by FDIC. The District's investment policy does not specifically address credit risk beyond requiring the District to only invest in securities authorized by State statute.

**INDIAN VALLEY LOCAL SCHOOL DISTRICT
TUSCARAWAS COUNTY, OHIO**

**NOTES TO THE BASIC FINANCIAL STATEMENTS
FOR THE FISCAL YEAR ENDED JUNE 30, 2024**

NOTE 4 - DEPOSITS AND INVESTMENTS - (Continued)

Custodial Credit Risk: For an investment, custodial credit risk is the risk that, in the event of the failure of the counterparty, the District will not be able to recover the value of its investments or collateral securities that are in the possession of an outside party. The District's commercial paper, U.S. Treasury notes and federal agency securities are exposed to custodial credit risk in that they are uninsured, unregistered, and held by the counterparty's trust department or agent, but not in the District's name. The District has no investment policy dealing with investment custodial risk beyond the requirements of State statute.

Concentration of Credit Risk: The District places no limit on the amount that may be invested in any one issuer. The following table includes the percentage of each investment type held by the District at June 30, 2024:

Measurement/ <u>Investment type</u>	Measurement <u>value</u>	<u>% of Total</u>
<i>Fair value:</i>		
Negotiable CDs	\$ 5,682,093	23.69
Commercial paper	2,524,651	10.52
U.S. Government money market	41,735	0.17
Federal agency securities	3,095,047	12.90
U.S. Treasury notes	848,135	3.54
<i>Net asset value per share:</i>		
STAR Ohio	11,799,197	49.18
	<u>\$ 23,990,858</u>	<u>100.00</u>

D. Reconciliation of Cash and Investments to the Statement of Net Position

The following is a reconciliation of cash and investments as reported in the note above to cash and investments as reported on the statement of net position as of June 30, 2024:

<u>Cash and investments per footnote:</u>	
Carrying amount of deposits	\$ 381,175
Investments	23,990,858
Cash on hand	<u>2,222</u>
Total	<u>\$ 24,374,255</u>

<u>Cash and investments per statement of net position:</u>	
Governmental activities	<u>\$ 24,374,255</u>

**INDIAN VALLEY LOCAL SCHOOL DISTRICT
TUSCARAWAS COUNTY, OHIO**

**NOTES TO THE BASIC FINANCIAL STATEMENTS
FOR THE FISCAL YEAR ENDED JUNE 30, 2024**

NOTE 5 - INTERFUND TRANSACTIONS

- A. Interfund balances consisted of the following due to/from other funds at June 30, 2024 as reported on the fund statements:

<u>Due to the general fund from:</u>	<u>Amount</u>
Nonmajor governmental funds	\$ <u>51,228</u>

The primary purpose of the interfund loans due to the general fund is to cover negative cash balances in the nonmajor governmental funds. These negative cash balances are allowable under Ohio Revised Code Section 3315.20. The interfund balance will be repaid once the anticipated revenues are received.

Amounts due to/from other funds between governmental funds are eliminated on the government-wide financial statements.

- B. Interfund transfers for the year ended June 30, 2024, consisted of the following, as reported on the fund financial statements:

<u>Transfers from nonmajor governmental funds to:</u>	<u>Amount</u>
General fund	\$ <u>2,361</u>

Transfers are used to move revenues from the fund that statute or budget required to collect them to the fund that statute or budget requires to expend them and to use unrestricted revenues collected in the general fund to finance various programs accounted for in other funds in accordance with budgetary authorizations.

The transfers to the general fund were to close the adult education fund and a special cost center of the student managed activity fund due to inactivity. The adult education fund and the student managed activity fund are nonmajor governmental funds.

All transfers made in fiscal year 2024 were in accordance with Ohio Revised Code Sections 5705.14, 5705.15 and 5705.16. Transfers between governmental funds are eliminated for reporting on the government-wide financial statements.

NOTE 6 - PROPERTY TAXES

Property taxes are levied and assessed on a calendar year basis while the District fiscal year runs from July through June. First half tax collections are received by the District in the second half of the fiscal year. Second half tax distributions occur in the first half of the following fiscal year.

Property taxes include amounts levied against all real property and public utility property. Real property tax revenues received in calendar year 2024 represent the collection of calendar year 2023 taxes. Real property taxes received in calendar year 2024 were levied after April 1, 2023, on the assessed values as of January 1, 2023, the lien date. Assessed values for real property taxes are established by State statute at 35 percent of appraised market value. Real property taxes are payable annually or semiannually. If paid annually, payment is due December 31; if paid semiannually, the first payment is due December 31, with the remainder payable by June 20. Under certain circumstances, State statute permits alternate payment dates to be established. Public utility property tax revenues received in calendar year 2024 represent the collection of calendar year 2023 taxes. Public utility real and personal property taxes received in calendar year 2024 became a lien on December 31, 2022, were levied after April 1, 2023, and are collected with real property taxes. Public utility real property is assessed at 35 percent of true value; public utility tangible personal property is currently assessed at varying percentages of true value.

**INDIAN VALLEY LOCAL SCHOOL DISTRICT
TUSCARAWAS COUNTY, OHIO**

**NOTES TO THE BASIC FINANCIAL STATEMENTS
FOR THE FISCAL YEAR ENDED JUNE 30, 2024**

NOTE 6 - PROPERTY TAXES - (Continued)

The District receives property taxes from Tuscarawas County. The County Auditor periodically advances to the District its portion of the taxes collected. Second-half real property tax payments collected by the County by June 30, 2024, are available to finance fiscal year 2024 operations. The amount available as an advance at June 30, 2024 and 2023 were:

	<u>June 30, 2024</u>	<u>June 30, 2023</u>
Major governmental fund:		
General fund	\$ 416,748	\$ 626,858
Nonmajor governmental funds:		
Bond retirement fund	34,887	53,235
Classroom facilities maintenance fund	27,638	41,897

The amount of second-half real property taxes available for advance at fiscal year-end can vary based on the date the tax bills are sent.

Accrued property taxes receivable includes real property, public utility property and delinquent tangible personal property taxes which are measurable as of June 30, 2024 and for which there is an enforceable legal claim. Although total property tax collections for the next fiscal year are measurable, only the amount of real property taxes available as an advance at June 30 was levied to finance current fiscal year operations and is reported as revenue at fiscal year-end. The portion of the receivable not levied to finance current fiscal year operations is offset by a credit to deferred inflows.

On the accrual basis of accounting, collectible delinquent property taxes have been recorded as a receivable and revenue, while on a modified accrual basis of accounting the revenue has been reported as a deferred inflow.

The assessed values upon which the fiscal year 2024 taxes were collected are:

	2023 Second Half Collections		2024 First Half Collections	
	<u>Amount</u>	<u>Percent</u>	<u>Amount</u>	<u>Percent</u>
Agricultural/residential and other real estate	\$ 219,134,450	74.16	\$ 219,365,020	74.46
Public utility personal	<u>76,371,730</u>	<u>25.84</u>	<u>75,255,230</u>	<u>25.54</u>
Total	<u>\$ 295,506,180</u>	<u>100.00</u>	<u>\$ 294,620,250</u>	<u>100.00</u>
Tax rate per \$1,000 of assessed valuation	\$ 38.50		\$ 38.50	

**INDIAN VALLEY LOCAL SCHOOL DISTRICT
TUSCARAWAS COUNTY, OHIO**

**NOTES TO THE BASIC FINANCIAL STATEMENTS
FOR THE FISCAL YEAR ENDED JUNE 30, 2024**

NOTE 7 - RECEIVABLES

Receivables at June 30, 2024 consisted of property taxes, accounts, accrued interest and intergovernmental grants and entitlements. All receivables are considered collectible in full due to the ability to foreclose for the nonpayment of taxes, the stable condition of State programs and the current year guarantee of federal funds. A summary of the principal items of receivables reported on the statement of net position follows:

Governmental activities:

Property taxes	\$ 8,734,107
Accounts	6,041
Accrued interest	61,011
Intergovernmental	<u>392,276</u>
Total	<u>\$ 9,193,435</u>

Receivables have been disaggregated on the face of the basic financial statements. All receivables are expected to be collected in the subsequent year.

NOTE 8 - CAPITAL ASSETS

Capital assets as of July 1, 2023 have been restated due to a new appraisal and errors and omissions previously reported. The adjustments to capital assets at the beginning of the year are as follows:

	Balance 06/30/23	Adjustments	Restated Balance 07/01/23
Governmental activities:			
<i>Capital assets, not being depreciated/amortized:</i>			
Land	\$ 387,277	\$ -	\$ 387,277
Total capital assets, not being depreciated/amortized	<u>387,277</u>	<u>-</u>	<u>387,277</u>
<i>Capital assets, being depreciated/amortized:</i>			
Buildings and building improvements	58,906,509	(7,325,390)	51,581,119
Improvements other than buildings	2,110,110	7,494,199	9,604,309
Furniture and equipment	2,408,547	947,044	3,355,591
Intangible right to use - software	40,384	-	40,384
Vehicles	<u>2,305,270</u>	<u>(399,789)</u>	<u>1,905,481</u>
Total capital assets, being depreciated/amortized	<u>65,770,820</u>	<u>716,064</u>	<u>66,486,884</u>
<i>Less: accumulated depreciation/amortization:</i>			
Buildings and building improvements	(26,318,258)	561,103	(25,757,155)
Improvements other than buildings	(1,022,234)	(903,353)	(1,925,587)
Furniture and equipment	(1,605,568)	(1,363,717)	(2,969,285)
Intangible right to use - software	(8,077)	-	(8,077)
Vehicles	<u>(1,584,124)</u>	<u>256,268</u>	<u>(1,327,856)</u>
Total accumulated depreciation/amortization	<u>(30,538,261)</u>	<u>(1,449,699)</u>	<u>(31,987,960)</u>
Governmental activities capital assets, net	<u>\$ 35,619,836</u>	<u>\$ (733,635)</u>	<u>\$ 34,886,201</u>

**INDIAN VALLEY LOCAL SCHOOL DISTRICT
TUSCARAWAS COUNTY, OHIO**

**NOTES TO THE BASIC FINANCIAL STATEMENTS
FOR THE FISCAL YEAR ENDED JUNE 30, 2024**

NOTE 8 - CAPITAL ASSETS - (Continued)

	Restated Balance 07/01/23	Additions	Deductions	Balance 06/30/24
Governmental activities:				
<i>Capital assets, not being depreciated/amortized:</i>				
Land	\$ 387,277	\$ -	\$ -	\$ 387,277
Total capital assets, not being depreciated/amortized	<u>387,277</u>	<u>-</u>	<u>-</u>	<u>387,277</u>
<i>Capital assets, being depreciated/amortized:</i>				
Buildings and building improvements	51,581,119	378,398	-	51,959,517
Improvements other than buildings	9,604,309	-	-	9,604,309
Furniture and equipment	3,355,591	394,164	-	3,749,755
Intangible right to use - software	40,384	-	-	40,384
Vehicles	1,905,481	-	-	1,905,481
Total capital assets, being depreciated/amortized	<u>66,486,884</u>	<u>772,562</u>	<u>-</u>	<u>67,259,446</u>
<i>Less: accumulated depreciation/amortization:</i>				
Buildings and building improvements	(25,757,155)	(1,387,409)	-	(27,144,564)
Improvements other than buildings	(1,925,587)	(368,838)	-	(2,294,425)
Furniture and equipment	(2,969,285)	(89,579)	-	(3,058,864)
Intangible right to use - software	(8,077)	(8,077)	-	(16,154)
Vehicles	(1,327,856)	(139,905)	-	(1,467,761)
Total accumulated depreciation/amortization	<u>(31,987,960)</u>	<u>(1,993,808)</u>	<u>-</u>	<u>(33,981,768)</u>
Governmental activities capital assets, net	<u>\$ 34,886,201</u>	<u>\$ (1,221,246)</u>	<u>\$ -</u>	<u>\$ 33,664,955</u>

Depreciation/amortization expense was charged to governmental functions as follows:

Instruction:

Regular	\$ 1,400,435
Vocational	1,413

Support services:

Pupil	250
Instructional staff	6,600
Administration	3,084
Fiscal	2,568
Business	
Operations and maintenance	125,733
Pupil transportation	124,519
Food service operations	4,150
Extracurricular activities	325,056
Total depreciation expense	<u>\$ 1,993,808</u>

**INDIAN VALLEY LOCAL SCHOOL DISTRICT
TUSCARAWAS COUNTY, OHIO**

**NOTES TO THE BASIC FINANCIAL STATEMENTS
FOR THE FISCAL YEAR ENDED JUNE 30, 2024**

NOTE 9 - LONG-TERM OBLIGATIONS

A. The District's long-term obligations during fiscal year 2024 were as follows:

	Balance Outstanding June 30, 2023	Additions	Reductions	Balance Outstanding June 30, 2024	Amounts Due in One Year
Governmental activities:					
<u>General obligation bonds:</u>					
2019 facilities improvement bonds					
Current interest bonds	\$ 6,610,000	\$ -	\$ (185,000)	\$ 6,425,000	\$ 185,000
2021 refunding bonds					
Current interest bonds	4,570,000	-	(375,000)	4,195,000	375,000
Total general obligation bonds payable	11,180,000	-	(560,000)	10,620,000	560,000
<u>Other long-term obligations:</u>					
SBITA payable	27,584	-	(6,389)	21,195	6,716
Net pension liability	19,245,933	132,765	(190,474)	19,188,224	-
Net OPEB liability	1,077,942	207,286	-	1,285,228	-
Compensated absences	1,175,834	31,958	(90,679)	1,117,113	44,864
Total other long-term obligations	21,527,293	372,009	(287,542)	21,611,760	51,580
Total long-term obligations governmental activities	\$ 32,707,293	\$ 372,009	\$ (847,542)	32,231,760	\$ 611,580
Unamortized premium on bonds				306,976	
Total on statement of net position				\$ 32,538,736	

Compensated absences: Compensated absences will be paid from the fund from which the employee's salaries are paid which, for the District, is primarily the general fund and the food service fund, a nonmajor governmental fund.

Net pension liability: See Note 12 for details on the District's net pension liability.

Net OPEB liability: See Note 13 for details on the District's net OPEB liability.

2019 school district facilities improvement general obligation bonds - On December 1, 2019, the District issued \$6,965,000 of general obligation current interest bonds. The bonds were issued for the purpose of refunding bond anticipation notes and finance certain permanent improvements. The bonds were issued for a twenty-eight year period with final maturity at December 1, 2047. The bear interest rates ranging from 2.00% - 3.00%. The bonds are retired from the bond retirement fund, a nonmajor governmental fund.

2021 classroom facilities and school improvement refunding general obligation bonds - On September 2, 2021, the District issued general obligation bonds (series 2021 refunding bonds) to currently refund the series 2014 classroom facilities and school improvement refunding current interest general obligation bonds. At the date of refunding, \$5,173,869 (including premium and after underwriting fees, and other issuance costs) was received to pay off old debt. The refunded bonds were called on December 1, 2021.

The refunding issue is comprised of current interest bonds, par value \$4,905,000. The interest rate on the current interest bonds ranges from 2.00% to 3.00%. The bonds will be retired through the bond retirement fund, a nonmajor governmental fund.

**INDIAN VALLEY LOCAL SCHOOL DISTRICT
TUSCARAWAS COUNTY, OHIO**

**NOTES TO THE BASIC FINANCIAL STATEMENTS
FOR THE FISCAL YEAR ENDED JUNE 30, 2024**

NOTE 9 - LONG-TERM OBLIGATIONS - (Continued)

The net carrying amount of the old debt exceeded the reacquisition price by \$115,934. This amount is being netted against the new debt and amortized over the remaining life of the refunded debt.

Interest payments on the current interest bonds are due June 1 and December 1 each year. The final maturity stated on the issue is December 1, 2033.

Subscription-based information technology arrangements (SBITA) payable

The District entered into a SBITA transaction during fiscal year 2023. The future SBITA payments were discounted based on the interest rate implicit in the agreement. The discount is being amortized using the interest method over the life of the subscription. The District pays the SBITA obligation from the general fund.

B. Debt Service Requirements

The following is a summary of the future debt service requirements to maturity for the District's general obligation bonds and SBITA:

Year Ended	General Obligation Bonds			SBITA		
	Principal	Interest	Total	Principal	Interest	Total
2025	\$ 560,000	\$ 292,325	\$ 852,325	\$ 6,716	\$ 1,084	\$ 7,800
2026	580,000	279,050	859,050	7,059	741	7,800
2027	595,000	265,350	860,350	7,420	380	7,800
2028	610,000	251,275	861,275	-	-	-
2029	620,000	236,900	856,900	-	-	-
2030 - 2034	3,370,000	901,950	4,271,950	-	-	-
2035 - 2039	1,330,000	545,250	1,875,250	-	-	-
2040 - 2044	1,545,000	330,075	1,875,075	-	-	-
2045 - 2048	1,410,000	86,400	1,496,400	-	-	-
Total	<u>\$ 10,620,000</u>	<u>\$ 3,188,575</u>	<u>\$ 13,808,575</u>	<u>\$ 21,195</u>	<u>\$ 2,205</u>	<u>\$ 23,400</u>

C. Legal Debt Margin

The Ohio Revised Code provides that voted net general obligation debt of the District shall never exceed 9% of the total assessed valuation of the District. The code further provides that unvoted indebtedness shall not exceed 1/10 of 1% of the property valuation of the District. The code additionally states that unvoted indebtedness related to energy conservation debt shall not exceed 9/10 of 1% of the property valuation of the District. The assessed valuation used in determining the District's legal debt margin has been modified by House Bill 530 which became effective March 30, 2006. In accordance with House Bill 530, the assessed valuation used in the District's legal debt margin calculation excluded tangible personal property used in business, telephone or telegraph property, interexchange telecommunications company property, and personal property owned or leased by a railroad company and used in railroad operations. The effects of these debt limitations at June 30, 2024, are a voted debt margin of \$16,960,790 and an unvoted debt margin of \$294,620.

**INDIAN VALLEY LOCAL SCHOOL DISTRICT
TUSCARAWAS COUNTY, OHIO**

**NOTES TO THE BASIC FINANCIAL STATEMENTS
FOR THE FISCAL YEAR ENDED JUNE 30, 2024**

NOTE 10 - RISK MANAGEMENT

A. General Insurance

The District is exposed to various risks of loss related to torts; theft of, damage to, and destruction of assets, errors and omissions, injuries to employees and natural disasters. The District has a comprehensive property and casualty policy with a deductible of \$1,000 per incident on property and equipment. The District's comprehensive property and casualty policy aggregate limit is \$115,480,183. The District's vehicle insurance policy limit is \$4,000,000 with a \$500 collision and comprehensive deductible. All board members, administrators, and employees are covered under a school district liability policy.

Settled claims have not exceeded this commercial coverage in any of the past three years. There was no significant reduction in coverage from the prior year.

B. Fidelity Bond

The Board President and Superintendent have a \$25,000 position bond. The Treasurer is covered under a surety bond in the amount of \$100,000.

C. Workers' Compensation

The District pays the State Workers' Compensation System a premium based on a rate per \$100 of salaries. The District is a member of the group experience rating program with the Better Business Bureau of Central Ohio through Sheakley Uniservice, an insurance purchasing pool. This rate is calculated based on accident history and administrative costs.

D. Employee Health Insurance

The District is a member of the Portage Area School Consortium (Consortium). The Consortium is a regional council of governments established pursuant to Chapter 167 of the Ohio Revised Code, consisting of various school districts in the Portage County, Ohio area. The Consortium is a stand-alone entity, comprised of two stand-alone Pools; the Portage Area Schools Consortium Property and Casualty Pool and the Portage Area School Consortium Health and Welfare Insurance Pool. These Pools were established by the Consortium on August 5, 1988 to provide property and casualty risk management services and risk sharing to its members. The Pools were established as local government risk pools under Section 1744.081 of the Ohio Revised Code and are not subject to federal tax filing requirements.

Beginning July 1, 2007, the District is a member of the Portage Area School Consortium Health and Welfare Insurance Pool (Consortium), a shared risk pool, through which a cooperative Health Benefit Program was created for the benefit of its members. The Health Benefit Program (Program) is an employee health benefit plan which covers the participation members' employees. The Consortium acts as a fiscal agent for the cash funds paid into the program by the participation school districts. These funds are pooled together for the purposes of paying health benefit claims of employees and their covered dependents, administrative expenses of the program and premiums for stop-loss insurance coverage. A reserve exists which is to cover any unpaid claims if the District were to withdraw from the pool. If the reserve would not cover such claims, the District would be liable for any costs above the reserve.

**INDIAN VALLEY LOCAL SCHOOL DISTRICT
TUSCARAWAS COUNTY, OHIO**

**NOTES TO THE BASIC FINANCIAL STATEMENTS
FOR THE FISCAL YEAR ENDED JUNE 30, 2024**

NOTE 11 - OTHER EMPLOYEE BENEFITS

A. Compensated Absences

The criteria for determining vacation and sick leave benefits are derived from negotiated agreements and State laws. Classified employees earn ten to twenty-five days of vacation per year, depending upon length of service. Accumulated unused vacation time is paid to classified employees upon termination of employment. Teachers do not earn vacation time.

Each employee earns sick leave at the rate of one and one-fourth days per month. Upon retirement, payment is made for one third of the total sick leave accumulation, up to a maximum accumulation of sixty days for classified employees and sixty-four days for certified employees. An employee receiving such payment must meet the retirement provisions set by the State Teachers Retirement System of Ohio (STRS Ohio) and the School Employees Retirement System (SERS).

B. Retirement Incentive

The District offers an early retirement incentive plan for certified employees. The incentive is for employees who are eligible to retire within thirty days after the end of the school year in which the employee has thirty years of service in STRS eligibility criteria or is eligible to purchase service credit which would result in thirty years of service credit under STRS retirement eligibility criteria. The employee must have ten or more full years of continuous full-time service with the District.

The amount of the retirement incentive is a one-time payment of \$10,000 to be made on the first pay in January of the calendar year following retirement. No employees took the retirement incentive during fiscal year 2024.

NOTE 12 - DEFINED BENEFIT PENSION PLANS

The Statewide retirement systems provide both pension benefits and other postemployment benefits (OPEB).

Net Pension Liability/Net OPEB Liability/Asset

The net pension liability and the net OPEB liability/asset reported on the statement of net position represents a liability or asset to employees for pensions and OPEB, respectively.

Pensions and OPEB are a component of exchange transactions—between an employer and its employees—of salaries and benefits for employee services. Pensions/OPEB are provided to an employee—on a deferred-payment basis—as part of the total compensation package offered by an employer for employee services each financial period. The obligation to sacrifice resources for pensions is a present obligation because it was created as a result of employment exchanges that already have occurred.

The net pension/OPEB liability (asset) represent the District's proportionate share of each pension/OPEB plan's collective actuarial present value of projected benefit payments attributable to past periods of service, net of each pension/OPEB plan's fiduciary net position. The net pension/OPEB liability (asset) calculation is dependent on critical long-term variables, including estimated average life expectancies, earnings on investments, cost of living adjustments and others. While these estimates use the best information available, unknowable future events require adjusting these estimates annually.

The Ohio Revised Code limits the District's obligation for this liability to annually required payments. The District cannot control benefit terms or the manner in which pensions/OPEB are financed; however, the District does receive the benefit of employees' services in exchange for compensation including pension and OPEB.

**INDIAN VALLEY LOCAL SCHOOL DISTRICT
TUSCARAWAS COUNTY, OHIO**

**NOTES TO THE BASIC FINANCIAL STATEMENTS
FOR THE FISCAL YEAR ENDED JUNE 30, 2024**

NOTE 12 - DEFINED BENEFIT PENSION PLANS - (Continued)

GASB 68/75 assumes the liability is solely the obligation of the employer, because (1) they benefit from employee services; and (2) State statute requires funding to come from these employers. All pension contributions to date have come solely from these employers (which also includes pension costs paid in the form of withholdings from employees). The retirement systems may allocate a portion of the employer contributions to provide for these OPEB benefits. In addition, health care plan enrollees pay a portion of the health care costs in the form of a monthly premium. State statute requires the retirement systems to amortize unfunded pension liabilities within 30 years. If the pension amortization period exceeds 30 years, each retirement system's board must propose corrective action to the State legislature. Any resulting legislative change to benefits or funding could significantly affect the net pension/OPEB liability (asset). Resulting adjustments to the net pension/OPEB liability (asset) would be effective when the changes are legally enforceable. The Ohio Revised Code permits, but does not require, the retirement systems to provide healthcare to eligible benefit recipients.

The remainder of this note includes the required pension disclosures. See Note 13 for the required OPEB disclosures.

The proportionate share of each plan's unfunded benefits is presented as a long-term *net pension/OPEB liability (asset)* on the accrual basis of accounting. Any liability for the contractually required pension contribution outstanding at the end of the year is included in pension and postemployment benefits payable on both the accrual and modified accrual bases of accounting.

Plan Description - School Employees Retirement System (SERS)

Plan Description - The District's non-teaching employees participate in SERS, a cost-sharing multiple-employer defined benefit pension plan administered by SERS. SERS provides retirement, disability and survivor benefits, annual cost-of-living adjustments, and death benefits to plan members and beneficiaries. Authority to establish and amend benefits is provided by Ohio Revised Code Chapter 3309. SERS issues a publicly available, stand-alone financial report that includes financial statements, required supplementary information and detailed information about SERS' fiduciary net position. That report can be obtained by visiting the SERS website at www.ohsers.org under Employers/Audit Resources.

Age and service requirements for retirement are as follows:

	Eligible to Retire on or before August 1, 2017 *	Eligible to Retire after August 1, 2017
Full benefits	Age 65 with 5 years of service credit; or Any age with 30 years of service credit	Age 67 with 10 years of service credit; or Age 57 with 30 years of service credit
Actuarially reduced benefits	Age 60 with 5 years of service credit; or Age 55 with 25 years of service credit	Age 62 with 10 years of service credit; or Age 60 with 25 years of service credit

* Members with 25 years of service credit as of August 1, 2017 will be included in this plan.

Annual retirement benefits are calculated based on final average salary multiplied by a percentage that varies based on years of service; 2.2% for the first thirty years of service and 2.5% for years of service credit over 30. Final average salary is the average of the highest three years of salary.

**INDIAN VALLEY LOCAL SCHOOL DISTRICT
TUSCARAWAS COUNTY, OHIO**

**NOTES TO THE BASIC FINANCIAL STATEMENTS
FOR THE FISCAL YEAR ENDED JUNE 30, 2024**

NOTE 12 - DEFINED BENEFIT PENSION PLANS - (Continued)

An individual whose benefit effective date is before April 1, 2018, is eligible for a cost-of-living adjustment (COLA) on the first anniversary date of the benefit. Beginning April 1, 2018, new benefit recipients must wait until the fourth anniversary of their benefit for COLA eligibility. The COLA is added each year to the base benefit amount on the anniversary date of the benefit. A three-year COLA suspension was in effect for all benefit recipients for the years 2018, 2019, and 2020. Upon resumption of the COLA, it will be indexed to the percentage increase in the CPI-W, not to exceed 2.5% and with a floor of 0%. In 2023, the Board of Trustees approved a 2.5% cost-of-living adjustment (COLA) for eligible retirees and beneficiaries in 2024.

Funding Policy - Plan members are required to contribute 10.00% of their annual covered salary and the District is required to contribute 14.00% of annual covered payroll. The contribution requirements of plan members and employers are established and may be amended by the SERS' Retirement Board up to statutory maximum amounts of 10.00% for plan members and 14.00% for employers. The Retirement Board, acting with the advice of the actuary, allocates the employer contribution rate among four of the System's funds (Pension Trust Fund, Death Benefit Fund, Medicare B Fund, and Health Care Fund). For the fiscal year ended June 30, 2024, the allocation to pension, death benefits, and Medicare B was 14.00%. For fiscal year 2024, the Retirement Board did not allocate any employer contribution to the Health Care Fund.

The District's contractually required contribution to SERS was \$457,752 for fiscal year 2024. Of this amount, \$46,592 is reported as pension and postemployment benefits payable.

Plan Description - State Teachers Retirement System (STRS)

Plan Description - Licensed teachers participate in STRS, a cost-sharing multiple-employer public employee retirement system administered by STRS. STRS provides retirement and disability benefits to members and death and survivor benefits to beneficiaries. STRS issues a stand-alone financial report that includes financial statements, required supplementary information and detailed information about STRS' fiduciary net position. That report can be obtained by writing to STRS, 275 E. Broad St., Columbus, OH 43215-3771, by calling (888) 227-7877, or by visiting the STRS website at www.strsoh.org.

New members have a choice of three retirement plans: a Defined Benefit (DB) Plan, a Defined Contribution (DC) Plan and a Combined (CO) Plan. Benefits are established by Ohio Revised Code Chapter 3307.

The DB plan offers an annual retirement allowance based on final average salary multiplied by a percentage that varies based on years of service. Effective August 1, 2015, the calculation is 2.20% of final average salary for the five highest years of earnings multiplied by all years of service. In April 2017, the Retirement Board made the decision to reduce COLA granted on or after July 1, 2017, to 0 percent upon a determination by its actuary that it was necessary to preserve the fiscal integrity of the retirement system. Benefit recipients' base benefit and past cost-of living increases are not affected by this change. Effective July 1, 2022, a one-time ad-hoc COLA of 3 percent of the base benefit was granted to eligible benefit recipients to begin on the anniversary of their retirement benefit in fiscal year 2023 as long as they retired prior to July 1, 2018. Effective July 1, 2023, a one-time ad-hoc COLA of 1 percent of the base benefit was granted to eligible benefit recipients to begin on the anniversary of their retirement benefit in fiscal year 2024 as long as they retired prior to July 1, 2019. Pursuant to Ohio Revised Code 3307.67(E) the STRS Ohio Retirement Board may adjust the COLA upon a determination by the board's actuary that a change will not materially impair the fiscal integrity of the system or is necessary to preserve the fiscal integrity of the system. Eligibility changes will be phased in until August 1, 2023, when retirement eligibility for unreduced benefits will be five years of service credit and age 65, or 34 years of service credit at any age.

Eligibility changes for DB Plan members who retire with actuarially reduced benefits will be phased in until August 1, 2023 when retirement eligibility will be five years of qualifying service credit and age 60, or 30 years of service credit regardless of age.

**INDIAN VALLEY LOCAL SCHOOL DISTRICT
TUSCARAWAS COUNTY, OHIO**

**NOTES TO THE BASIC FINANCIAL STATEMENTS
FOR THE FISCAL YEAR ENDED JUNE 30, 2024**

NOTE 12 - DEFINED BENEFIT PENSION PLANS - (Continued)

The DC Plan allows members to place all of their member contributions and 11.09% of the 14% employer contributions into an investment account. The member determines how to allocate the member and employer money among various investment choices offered by STRS. The remaining 2.91% of the 14% employer rate is allocated to the defined benefit unfunded liability. A member is eligible to receive a retirement benefit at age 50 and termination of employment. The member may elect to receive a lifetime monthly annuity or a lump sum withdrawal.

The Combined Plan offers features of both the DB Plan and the DC Plan. In the Combined Plan, 12% of the 14% member rate goes to the DC Plan and the remaining 2% is applied to the DB Plan. Member contributions to the DC Plan are allocated among investment choices by the member, and contributions to the DB Plan from the employer and the member are used to fund the defined benefit payment at a reduced level from the regular DB Plan. The defined benefit portion of the Combined Plan payment is payable to a member on or after age 60 with five years of service. The defined contribution portion of the account may be taken as a lump sum payment or converted to a lifetime monthly annuity after termination of employment at age 50 and after termination of employment.

New members who choose the DC Plan or Combined Plan will have another opportunity to reselect a permanent plan during their fifth year of membership. Members may remain in the same plan or transfer to another STRS Ohio plan. The optional annuitization of a member's defined contribution account or the defined contribution portion of a member's Combined Plan account to a lifetime benefit results in STRS Ohio bearing the risk of investment gain or loss on the account. STRS Ohio therefore has included all three plan options in the GASB 68 schedules of employer allocations and pension amounts by employer..

A DB or Combined Plan member with five or more years of credited service, who is determined to be disabled, may qualify for a disability benefit. New members, on or after July 1, 2013, must have at least ten years of qualifying service credit to apply for disability benefits. Members in the DC Plan who become disabled are entitled only to their account balance. Eligible survivors of members who die before service retirement may qualify for monthly benefits. If a member of the DC Plan dies before retirement benefits begin, the member's designated beneficiary is entitled to receive the member's account balance.

Eligible survivors of members who die before service retirement may qualify for monthly benefits. If a member of the DC Plan dies before retirement benefits begin, the member's designated beneficiary is entitled to receive the member's account balance.

Funding Policy - Employer and member contribution rates are established by the State Teachers Retirement Board and limited by Chapter 3307 of the Ohio Revised Code. The fiscal year 2024 employer and employee contribution rate of 14% was equal to the statutory maximum rates. For fiscal year 2024, the full employer contribution was allocated to pension.

The District's contractually required contribution to STRS was \$1,382,313 for fiscal year 2024. Of this amount, \$242,914 is reported as pension and postemployment benefits payable.

Net Pension Liabilities, Pension Expense, and Deferred Outflows of Resources and Deferred Inflows of Resources Related to Pensions

The net pension liability was measured as of June 30, 2023, and the total pension liability used to calculate the net pension liability was determined by an actuarial valuation as of that date. The District's proportion of the net pension liability was based on the District's share of contributions to the pension plan relative to the contributions of all participating entities.

**INDIAN VALLEY LOCAL SCHOOL DISTRICT
TUSCARAWAS COUNTY, OHIO**

**NOTES TO THE BASIC FINANCIAL STATEMENTS
FOR THE FISCAL YEAR ENDED JUNE 30, 2024**

NOTE 12 - DEFINED BENEFIT PENSION PLANS - (Continued)

Following is information related to the proportionate share and pension expense:

	<u>SERS</u>	<u>STRS</u>	<u>Total</u>
Proportion of the net pension liability prior measurement date	0.074980600%	0.068332490%	
Proportion of the net pension liability current measurement date	<u>0.075799300%</u>	<u>0.069653910%</u>	
Change in proportionate share	<u>0.000818700%</u>	<u>0.001321420%</u>	
Proportionate share of the net pension liability	\$ 4,188,299	\$ 14,999,925	\$ 19,188,224
Pension expense	\$ 350,182	\$ 1,301,050	\$ 1,651,232

At June 30, 2024, the District reported deferred outflows of resources and deferred inflows of resources related to pensions from the following sources:

	<u>SERS</u>	<u>STRS</u>	<u>Total</u>
Deferred outflows of resources			
Differences between expected and actual experience	\$ 180,023	\$ 546,867	\$ 726,890
Changes of assumptions	29,668	1,235,324	1,264,992
Difference between employer contributions and proportionate share of contributions/ change in proportionate share	34,420	227,039	261,459
Contributions subsequent to the measurement date	<u>457,752</u>	<u>1,382,313</u>	<u>1,840,065</u>
Total deferred outflows of resources	<u>\$ 701,863</u>	<u>\$ 3,391,543</u>	<u>\$ 4,093,406</u>
Deferred inflows of resources			
Differences between expected and actual experience	\$ -	\$ 33,286	\$ 33,286
Net difference between projected and actual earnings on pension plan investments	58,870	44,955	103,825
Changes of assumptions	-	929,844	929,844
Difference between employer contributions and proportionate share of contributions/ change in proportionate share	<u>60,878</u>	<u>122,253</u>	<u>183,131</u>
Total deferred inflows of resources	<u>\$ 119,748</u>	<u>\$ 1,130,338</u>	<u>\$ 1,250,086</u>

\$1,840,065 reported as deferred outflows of resources related to pension resulting from District contributions subsequent to the measurement date will be recognized as a reduction of the net pension liability in the fiscal year ending June 30, 2025.

**INDIAN VALLEY LOCAL SCHOOL DISTRICT
TUSCARAWAS COUNTY, OHIO**

**NOTES TO THE BASIC FINANCIAL STATEMENTS
FOR THE FISCAL YEAR ENDED JUNE 30, 2024**

NOTE 12 - DEFINED BENEFIT PENSION PLANS - (Continued)

Other amounts reported as deferred outflows of resources and deferred inflows of resources related to pension will be recognized in pension expense as follows:

	<u>SERS</u>	<u>STRS</u>	<u>Total</u>
Fiscal Year Ending June 30:			
2025	\$ (14,834)	\$ (114,040)	\$ (128,874)
2026	(144,512)	(515,447)	(659,959)
2027	280,587	1,539,361	1,819,948
2028	<u>3,122</u>	<u>(30,982)</u>	<u>(27,860)</u>
Total	<u>\$ 124,363</u>	<u>\$ 878,892</u>	<u>\$ 1,003,255</u>

Actuarial Assumptions - SERS

SERS' total pension liability was determined by their actuaries in accordance with GASB Statement No. 67, as part of their annual actuarial valuation for each defined benefit retirement plan. Actuarial valuations of an ongoing plan involve estimates of the value of reported amounts (e.g., salaries, credited service) and assumptions about the probability of occurrence of events far into the future (e.g., mortality, disabilities, retirements, employment terminations). Actuarially determined amounts are subject to continual review and potential modifications, as actual results are compared with past expectations and new estimates are made about the future.

Projections of benefits for financial reporting purposes are based on the substantive plan (the plan as understood by the employers and plan members) and include the types of benefits provided at the time of each valuation and the historical pattern of sharing benefit costs between the employers and plan members to that point. The projection of benefits for financial reporting purposes does not explicitly incorporate the potential effects of legal or contractual funding limitations. Future benefits for all current plan members were projected through 2137.

Actuarial calculations reflect a long-term perspective. For a newly hired employee, actuarial calculations will take into account the employee's entire career with the employer and also take into consideration the benefits, if any, paid to the employee after termination of employment until the death of the employee and any applicable contingent annuitant. In many cases actuarial calculations reflect several decades of service with the employer and the payment of benefits after termination.

**INDIAN VALLEY LOCAL SCHOOL DISTRICT
TUSCARAWAS COUNTY, OHIO**

**NOTES TO THE BASIC FINANCIAL STATEMENTS
FOR THE FISCAL YEAR ENDED JUNE 30, 2024**

NOTE 12 - DEFINED BENEFIT PENSION PLANS - (Continued)

Key methods and assumptions used in calculating the total pension liability in the latest actuarial valuation, prepared as of June 30, 2023 and June 30, 2022, are presented below:

Wage inflation:	
Current measurement date	2.40%
Prior measurement date	2.40%
Future salary increases, including inflation:	
Current measurement date	3.25% to 13.58%
Prior measurement date	3.25% to 13.58%
COLA or ad hoc COLA:	
Current measurement date	2.00%
Prior measurement date	2.00%
Investment rate of return:	
Current measurement date	7.00% net of system expenses
Prior measurement date	7.00% net of system expenses
Discount rate:	
Current measurement date	7.00%
Prior measurement date	7.00%
Actuarial cost method	Entry age normal (level percent of payroll)

In 2023, mortality rates were based on the PUB-2010 General Employee Amount Weighted Below Median Healthy Retiree mortality table projected to 2017 with ages set forward 1 year and adjusted 94.20% for males and set forward 2 years and adjusted 81.35% for females. Mortality among disabled members were based upon the PUB-2010 General Disabled Retiree mortality table projected to 2017 with ages set forward 5 years and adjusted 103.3% for males and set forward 3 years and adjusted 106.8% for females. Future improvement in mortality rates is reflected by applying the MP-2020 projection scale generationally.

In the prior measurement date, mortality rates were based on the PUB-2010 General Employee Amount Weighted Below Median Healthy Retiree mortality table projected to 2017 with ages set forward 1 year and adjusted 94.20% for males and set forward 2 years and adjusted 81.35% for females. Mortality among disabled members were based upon the PUB-2010 General Disabled Retiree mortality table projected to 2017 with ages set forward 5 years and adjusted 103.3% for males and set forward 3 years and adjusted 106.8% for females. Future improvement in mortality rates is reflected by applying the MP-2020 projection scale generationally.

The most recent experience study was completed for the five-year period ended June 30, 2020.

The long-term return expectation for the Pension Plan Investments has been determined by using a building-block approach and assumes a time horizon, as defined in SERS' Statement of Investment Policy. Ohio Revised Code Section 3309.15 and the Board-adopted Investment Policy govern investment activity at SERS. A forecasted rate of inflation serves as the baseline for the return expectation. Various real return premiums over the baseline inflation rate have been established for each asset class. The long-term expected nominal rate of return has been determined by calculating a weighted average of the expected real return premiums for each asset class, adding the projected inflation rate, and adding the expected return from rebalancing uncorrelated asset classes.

**INDIAN VALLEY LOCAL SCHOOL DISTRICT
TUSCARAWAS COUNTY, OHIO**

**NOTES TO THE BASIC FINANCIAL STATEMENTS
FOR THE FISCAL YEAR ENDED JUNE 30, 2024**

NOTE 12 - DEFINED BENEFIT PENSION PLANS - (Continued)

The target allocation and best estimates of arithmetic real rates of return for each major asset class are summarized in the following table:

Asset Class	Target Allocation	Long-Term Expected Real Rate of Return
Cash	2.00 %	0.75 %
US Equity	24.75	4.82
Non-US Equity Developed	13.50	5.19
Non-US Equity Emerging	6.75	5.98
Fixed Income/Global Bonds	19.00	2.24
Private Equity	12.00	7.49
Real Estate/Real Assets	17.00	3.70
Private Debt/Private Credit	5.00	5.64
Total	<u>100.00 %</u>	

Discount Rate - Total pension liability was calculated using the discount rate of 7.00%. The discount rate determination did not use a municipal bond rate. The projection of cash flows used to determine the discount rate assumed that employers would contribute the actuarially determined contribution rate of projected compensation over the remaining 21-year amortization period of the unfunded actuarial accrued liability. The actuarially determined contribution rate of fiscal year 2023 was 14%. Projected inflows from investment earnings were calculated using the long-term assumed investment rate of return, 7.00%. Based on those assumptions, the plan's fiduciary net position was projected to be available to make all future benefit payments of current plan members. Therefore, the long-term expected rate of return on pension plan investments was applied to all periods of projected benefits to determine the total pension liability. The annual money weighted rate of return, calculated as the internal rate of return on pension plan investments, for fiscal year 2023 was 6.90%.

Sensitivity of the District's Proportionate Share of the Net Pension Liability to Changes in the Discount Rate - Net pension liability is sensitive to changes in the discount rate, and to illustrate the potential impact the following table presents the net pension liability calculated using the discount rate of 7.00%, as well as what each plan's net pension liability would be if it were calculated using a discount rate that is one percentage point lower (6.00%), or one percentage point higher (8.00%) than the current rate.

	1% Decrease	Current Discount Rate	1% Increase
District's proportionate share of the net pension liability	\$ 6,181,719	\$ 4,188,299	\$ 2,509,227

**INDIAN VALLEY LOCAL SCHOOL DISTRICT
TUSCARAWAS COUNTY, OHIO**

**NOTES TO THE BASIC FINANCIAL STATEMENTS
FOR THE FISCAL YEAR ENDED JUNE 30, 2024**

NOTE 12 - DEFINED BENEFIT PENSION PLANS - (Continued)

Actuarial Assumptions - STRS

Key methods and assumptions used in the latest actuarial valuation, reflecting experience study results used in the June 30, 2023 and June 30, 2022, actuarial valuation are presented below:

	June 30, 2023	June 30, 2022
Inflation	2.50%	2.50%
Projected salary increases	Varies by service from 2.50% to 8.50%	Varies by service from 2.50% to 8.50%
Investment rate of return	7.00%, net of investment expenses, including inflation	7.00%, net of investment expenses, including inflation
Discount rate of return	7.00%	7.00%
Payroll increases	3.00%	3.00%
Cost-of-living adjustments (COLA)	0.00%	0.00%

For the June 30, 2023 actuarial valuation, post-retirement mortality rates are based on the Pub-2010 Teachers Healthy Annuitant Mortality Table, adjusted 110% for males, projected forward generationally using mortality improvement scale MP-2020. Pre-retirement mortality rates are based on Pub-2010 Teachers Employee Table adjusted 95% for females, projected forward generationally using mortality improvement scale MP-2020. Post-retirement disabled mortality rates are based on Pub-2010 Teachers Disabled Annuitant Table projected forward generationally using mortality improvement scale MP-2020.

For the prior measurement date, post-retirement mortality rates are based on the Pub-2010 Teachers Healthy Annuitant Mortality Table, adjusted 110% for males, projected forward generationally using mortality improvement scale MP-2020. Pre-retirement mortality rates are based on Pub-2010 Teachers Employee Table adjusted 95% for females, projected forward generationally using mortality improvement scale MP-2020. Post-retirement disabled mortality rates are based on Pub-2010 Teachers Disable Annuitant Table projected forward generationally using mortality improvement scale MP-2020.

Actuarial assumptions used in the June 30, 2023 valuation are based on the results of an actuarial experience study for the period July 1, 2015 through June 30, 2021. An actuarial experience study is done on a quinquennial basis.

**INDIAN VALLEY LOCAL SCHOOL DISTRICT
TUSCARAWAS COUNTY, OHIO**

**NOTES TO THE BASIC FINANCIAL STATEMENTS
FOR THE FISCAL YEAR ENDED JUNE 30, 2024**

NOTE 12 - DEFINED BENEFIT PENSION PLANS - (Continued)

STRS' investment consultant develops an estimate range for the investment return assumption based on the target allocation adopted by the Retirement Board. The target allocation and long-term expected rate of return for each major asset class are summarized as follows:

Asset Class	Target Allocation*	Long-Term Expected Real Rate of Return **
Domestic Equity	26.00 %	6.60 %
International Equity	22.00	6.80
Alternatives	19.00	7.38
Fixed Income	22.00	1.75
Real Estate	10.00	5.75
Liquidity Reserves	1.00	1.00
Total	<u>100.00 %</u>	

* Final target weights reflected at October 1, 2022.

**10-Year annualized geometric nominal returns, which include the real rate of return and inflation of 2.25% and is net of investment expenses. Over a 30-year period, STRS' investment consultant indicates that the above target allocations should generate a return above the actuarial rate of return, without net value added by management.

Discount Rate - The discount rate used to measure the total pension liability was 7.00% as of June 30, 2023. The projection of cash flows used to determine the discount rate assumes that member and employer contributions will be made at the statutory contribution rates in accordance with the rates described previously. For this purpose, only employer contributions that are intended to fund benefits of current plan members and their beneficiaries are included. Based on those assumptions, STRS Ohio's fiduciary net position was projected to be available to make all projected future benefit payments to current plan members as of June 30, 2023. Therefore, the long-term expected rate of return on pension plan investments of 7.00% was applied to all periods of projected benefit payments to determine the total pension liability as of June 30, 2023.

Sensitivity of the District's Proportionate Share of the Net Pension Liability to Changes in the Discount Rate - The following table represents the net pension liability as of June 30, 2023, calculated using the current period discount rate assumption of 7.00%, as well as what the net pension liability would be if it were calculated using a discount rate that is one percentage point lower (6.00%) or one percentage point higher (8.00%) than the current assumption:

	1% Decrease	Current Discount Rate	1% Increase
District's proportionate share of the net pension liability	\$ 23,066,566	\$ 14,999,925	\$ 8,177,756

Assumption and Benefit Changes Since the Prior Measurement Date - The discount rate remained at 7.00% for June 30, 2023 valuation. Demographic assumptions were changed based on the actuarial experience study for the period July 1, 2015 through June 30, 2021.

**INDIAN VALLEY LOCAL SCHOOL DISTRICT
TUSCARAWAS COUNTY, OHIO**

**NOTES TO THE BASIC FINANCIAL STATEMENTS
FOR THE FISCAL YEAR ENDED JUNE 30, 2024**

NOTE 13 - DEFINED BENEFIT OPEB PLANS

Net OPEB Liability/Asset

See Note 12 for a description of the net OPEB liability (asset).

Plan Description - School Employees Retirement System (SERS)

Health Care Plan Description - The District contributes to the SERS Health Care Fund, administered by SERS for non-certificated retirees and their beneficiaries. For GASB 75 purposes, this plan is considered a cost-sharing other postemployment benefit (OPEB) plan. SERS' Health Care Plan provides healthcare benefits to eligible individuals receiving retirement, disability, and survivor benefits, and to their eligible dependents. Members who retire after June 1, 1986, need 10 years of service credit, exclusive of most types of purchased credit, to qualify to participate in SERS' health care coverage. The following types of credit purchased after January 29, 1981, do not count toward health care coverage eligibility: military, federal, out-of-state, municipal, private school, exempted, and early retirement incentive credit. In addition to age and service retirees, disability benefit recipients and beneficiaries who are receiving monthly benefits due to the death of a member or retiree, are eligible for SERS' health care coverage. Most retirees and dependents choosing SERS' health care coverage are over the age of 65 and therefore enrolled in a fully insured Medicare Advantage plan; however, SERS maintains a traditional, self-insured preferred provider organization for its non-Medicare retiree population. For both groups, SERS offers a self-insured prescription drug program. Health care is a benefit that is permitted, not mandated, by statute. The financial report of the Plan is included in the SERS Annual Comprehensive Financial Report which can be obtained on SERS' website at www.ohsers.org under Employers/Audit Resources.

The Health Care program is financed through a combination of employer contributions, recipient premiums, investment returns, and any funds received on behalf of SERS' participation in Medicare programs. The System's goal is to maintain a health care reserve account with a 20-year solvency period in order to ensure that fluctuations in the cost of health care do not cause an interruption in the program. However, during any period in which the 20-year solvency period is not achieved, the System shall manage the Health Care Fund on a pay-as-you-go basis.

Access to health care for retirees and beneficiaries is permitted in accordance with Section 3309 of the Ohio Revised Code. The Health Care Fund was established and is administered in accordance with Internal Revenue Code Section 105(e). SERS' Retirement Board reserves the right to change or discontinue any health plan or program. Active employee members do not contribute to the Health Care Plan. The SERS Retirement Board established the rules for the premiums paid by the retirees for health care coverage for themselves and their dependents or for their surviving beneficiaries. Premiums vary depending on the plan selected, qualified years of service, Medicare eligibility, and retirement status.

Funding Policy - State statute permits SERS to fund the health care benefits through employer contributions. Each year, after the allocation for statutorily required pensions and benefits, the Retirement Board may allocate the remainder of the employer contribution of 14% of covered payroll to the Health Care Fund in accordance with the funding policy. For the fiscal year ended June 30, 2024, SERS did not allocate any employer contributions to post-employment health care. An additional health care surcharge on employers is collected for employees earning less than an actuarially determined minimum compensation amount, pro-rated if less than a full year of service credit was earned. For fiscal year 2024, this amount was \$30,000. Statutes provide that no employer shall pay a health care surcharge greater than 2% of that employer's SERS-covered payroll; nor may SERS collect in aggregate more than 1.5% of the total statewide SERS-covered payroll for the health care surcharge. For fiscal year 2024, the District's surcharge obligation was \$55,567.

The surcharge added to the allocated portion of the 14% employer contribution rate is the total amount assigned to the Health Care Fund. The District's contractually required contribution to SERS was \$55,567 for fiscal year 2024. Of this amount, \$55,567 is reported as pension and postemployment benefits payable.

**INDIAN VALLEY LOCAL SCHOOL DISTRICT
TUSCARAWAS COUNTY, OHIO**

**NOTES TO THE BASIC FINANCIAL STATEMENTS
FOR THE FISCAL YEAR ENDED JUNE 30, 2024**

NOTE 13 - DEFINED BENEFIT OPEB PLANS - (Continued)

Plan Description - State Teachers Retirement System (STRS)

Plan Description - The State Teachers Retirement System of Ohio (STRS) administers a cost-sharing Health Plan administered for eligible retirees who participated in the defined benefit or combined pension plans offered by STRS. Ohio law authorizes STRS to offer this plan. Benefits include hospitalization, physicians' fees, prescription drugs and partial reimbursement of monthly Medicare Part B premiums. Health care premiums were reduced by a Medicare Part B premium credit beginning in 2023. The Plan is included in the report of STRS which can be obtained by visiting www.strsoh.org or by calling (888) 227-7877.

Funding Policy - Ohio Revised Code Chapter 3307 authorizes STRS to offer the Plan and gives the Retirement Board discretionary authority over how much, if any, of the health care costs will be absorbed by STRS. Active employee members do not contribute to the Health Care Plan. Nearly all health care plan enrollees, for the most recent year, pay a portion of the health care costs in the form of a monthly premium. Under Ohio law, funding for post-employment health care may be deducted from employer contributions, currently 14% of covered payroll. For the fiscal year ended June 30, 2024, STRS did not allocate any employer contributions to post-employment health care.

Net OPEB Liabilities/Assets, OPEB Expense, and Deferred Outflows of Resources and Deferred Inflows of Resources Related to OPEB

The net OPEB liability/asset was measured as of June 30, 2023, and the total OPEB liability/asset used to calculate the net OPEB liability/asset was determined by an actuarial valuation as of that date. The District's proportion of the net OPEB liability/asset was based on the District's share of contributions to the respective retirement systems relative to the contributions of all participating entities.

Following is information related to the proportionate share and OPEB expense:

	<u>SERS</u>	<u>STRS</u>	<u>Total</u>
Proportion of the net OPEB liability/asset prior measurement date	0.076775900%	0.068332490%	
Proportion of the net OPEB liability/asset current measurement date	<u>0.078013400%</u>	<u>0.069653910%</u>	
Change in proportionate share	<u>0.001237500%</u>	<u>0.001321420%</u>	
Proportionate share of the net OPEB liability	\$ 1,285,228	\$ -	\$ 1,285,228
Proportionate share of the net OPEB asset	\$ -	\$ 1,354,672	\$ 1,354,672
OPEB expense	\$ (129,161)	\$ (66,330)	\$ (195,491)

**INDIAN VALLEY LOCAL SCHOOL DISTRICT
TUSCARAWAS COUNTY, OHIO**

**NOTES TO THE BASIC FINANCIAL STATEMENTS
FOR THE FISCAL YEAR ENDED JUNE 30, 2024**

NOTE 13 - DEFINED BENEFIT OPEB PLANS - (Continued)

At June 30, 2024, the District reported deferred outflows of resources and deferred inflows of resources related to OPEB from the following sources:

	<u>SERS</u>	<u>STRS</u>	<u>Total</u>
Deferred outflows of resources			
Differences between expected and actual experience	\$ 2,679	\$ 2,115	\$ 4,794
Net difference between projected and actual earnings on OPEB plan investments	9,962	2,416	12,378
Changes of assumptions	434,576	199,561	634,137
Difference between employer contributions and proportionate share of contributions/ change in proportionate share	131,318	1,524	132,842
Contributions subsequent to the measurement date	<u>55,567</u>	<u>-</u>	<u>55,567</u>
Total deferred outflows of resources	<u>\$ 634,102</u>	<u>\$ 205,616</u>	<u>\$ 839,718</u>
Deferred inflows of resources			
Differences between expected and actual experience	\$ 662,837	\$ 206,620	\$ 869,457
Changes of assumptions	365,016	893,792	1,258,808
Difference between employer contributions and proportionate share of contributions/ change in proportionate share	<u>79,295</u>	<u>19,258</u>	<u>98,553</u>
Total deferred inflows of resources	<u>\$ 1,107,148</u>	<u>\$ 1,119,670</u>	<u>\$ 2,226,818</u>

\$55,567 reported as deferred outflows of resources related to OPEB resulting from District contributions subsequent to the measurement date will be recognized as a reduction of the net OPEB liability/asset in the fiscal year ending June 30, 2025.

Other amounts reported as deferred outflows of resources and deferred inflows of resources related to OPEB will be recognized in OPEB expense as follows:

	<u>SERS</u>	<u>STRS</u>	<u>Total</u>
Fiscal Year Ending June 30:			
2025	\$ (182,691)	\$ (404,465)	\$ (587,156)
2026	(151,814)	(190,391)	(342,205)
2027	(88,374)	(69,904)	(158,278)
2028	(62,674)	(94,942)	(157,616)
2029	(49,416)	(87,006)	(136,422)
Thereafter	<u>6,356</u>	<u>(67,346)</u>	<u>(60,990)</u>
Total	<u>\$ (528,613)</u>	<u>\$ (914,054)</u>	<u>\$ (1,442,667)</u>

**INDIAN VALLEY LOCAL SCHOOL DISTRICT
TUSCARAWAS COUNTY, OHIO**

**NOTES TO THE BASIC FINANCIAL STATEMENTS
FOR THE FISCAL YEAR ENDED JUNE 30, 2024**

NOTE 13 - DEFINED BENEFIT OPEB PLANS - (Continued)

Actuarial Assumptions - SERS

The total OPEB liability is determined by SERS' actuaries in accordance with GASB Statement No. 74, as part of their annual actuarial valuation for each retirement plan. Actuarial valuations of an ongoing plan involve estimates of the value of reported amounts (e.g., salaries, credited service) and assumptions about the probability of occurrence of events far into the future (e.g., mortality, disabilities, retirements, employment terminations). Actuarially determined amounts are subject to continual review and potential modifications, as actual results are compared with past expectations and new estimates are made about the future.

Projections of benefits for financial reporting purposes are based on the substantive plan (the plan as understood by the employers and plan members) and include the types of benefits provided at the time of each valuation and the historical pattern of sharing benefit costs between the employers and plan members to that point. The projection of benefits for financial reporting purposes does not explicitly incorporate the potential effects of legal or contractual funding limitations.

Actuarial calculations reflect a long-term perspective. For a newly hired employee, actuarial calculations will take into account the employee's entire career with the employer and also take into consideration the benefits, if any, paid to the employee after termination of employment until the death of the employee and any applicable contingent annuitant. In many cases, actuarial calculations reflect several decades of service with the employer and the payment of benefits after termination.

Key methods and assumptions used in calculating the total OPEB liability in the latest actuarial valuation date of June 30, 2023 and June 30, 2022 are presented below:

Wage inflation:

Current measurement date	2.40%
Prior measurement date	2.40%

Future salary increases, including inflation:

Current measurement date	3.25% to 13.58%
Prior measurement date	3.25% to 13.58%

Investment rate of return:

Current measurement date	7.00% net of investment expense, including inflation
Prior measurement date	7.00% net of investment expense, including inflation

Municipal bond index rate:

Current measurement date	3.86%
Prior measurement date	3.69%

Single equivalent interest rate, net of plan investment expense,
including price inflation:

Current measurement date	4.27%
Prior measurement date	4.08%

Medical trend assumption:

Current measurement date	6.75 to 4.40%
Prior measurement date	7.00 to 4.40%

**INDIAN VALLEY LOCAL SCHOOL DISTRICT
TUSCARAWAS COUNTY, OHIO**

**NOTES TO THE BASIC FINANCIAL STATEMENTS
FOR THE FISCAL YEAR ENDED JUNE 30, 2024**

NOTE 13 - DEFINED BENEFIT OPEB PLANS - (Continued)

In 2023, the following mortality assumptions were used:

Healthy Retirees - PUB-2010 General Employee Amount Weighted Below Median Healthy Retiree mortality table projected to 2017 with ages set forward 1 year and adjusted 94.20% for males and set forward 2 years and adjusted 81.35% for females

Disabled Retirees - PUB-2010 General Disabled Retiree mortality table projected to 2017 with ages set forward 5 years and adjusted 103.3% for males and set forward 3 years and adjusted 106.8% for females.

Contingent Survivors - PUB-2010 General Amount Weighted Below Median Contingent Survivor mortality table projected to 2017 with ages set forward 1 year and adjusted 105.5% for males and adjusted 122.5% for females.

Actives - PUB-2010 General Amount Weighted Below Median Employee mortality table.

Mortality Projection - Mortality rates are projected using a fully generational projection with Scale MP-2020.

In the prior measurement date, mortality rates were based on the PUB-2010 General Employee Amount Weighted Below Median Healthy Retiree mortality table projected to 2017 with ages set forward 1 year and adjusted 94.20% for males and set forward 2 years and adjusted 81.35% for females. Mortality among disabled members were based upon the PUB-2010 General Disabled Retiree mortality table projected to 2017 with ages set forward 5 years and adjusted 103.3% for males and set forward 3 years and adjusted 106.8% for females. Future improvement in mortality rates is reflected by applying the MP-2020 projection scale generationally.

The most recent experience study was completed for the five-year period ended June 30, 2020.

The long-term expected rate of return is reviewed as part of the regular experience studies prepared every five years for SERS. The most recent five-year experience study was performed for the period covering fiscal years 2016 through 2020, and was adopted by the Board on April 15, 2021. Several factors are considered in evaluating the long-term rate of return assumption including long-term historical data, estimates inherent in current market data, and a long-normal distribution analysis in which best estimate ranges of expected future real rates of return (expected return, net of investment expense and inflation) were developed by the investment consultant for each major asset class. These ranges were combined to produce the long-term expected rate of return, 7.00%, by weighting the expected future real rates of return by the target asset allocation percentage and then adding expected inflation. The assumption is intended to be a long-term assumption and is not expected to change absent a significant change in the asset allocation, a change in the inflation assumption, or a fundamental change in the market that alters expected returns in future years.

The long-term expected nominal rate of return has been determined by calculating a weighted average of the expected real return premiums for each asset class, adding the projected inflation rate, and adding the expected return from rebalancing uncorrelated asset classes.

**INDIAN VALLEY LOCAL SCHOOL DISTRICT
TUSCARAWAS COUNTY, OHIO**

**NOTES TO THE BASIC FINANCIAL STATEMENTS
FOR THE FISCAL YEAR ENDED JUNE 30, 2024**

NOTE 13 - DEFINED BENEFIT OPEB PLANS - (Continued)

The target asset allocation and best estimates of arithmetic real rates of return for each major asset class are summarized as follows:

Asset Class	Target Allocation	Long-Term Expected Real Rate of Return
Cash	2.00 %	0.75 %
US Equity	24.75	4.82
Non-US Equity Developed	13.50	5.19
Non-US Equity Emerging	6.75	5.98
Fixed Income/Global Bonds	19.00	2.24
Private Equity	12.00	7.49
Real Estate/Real Assets	17.00	3.70
Private Debt/Private Credit	5.00	5.64
Total	<u>100.00 %</u>	

Discount Rate - The discount rate used to measure the total OPEB liability at June 30, 2023, was 4.27%. The discount rate used to measure total OPEB liability prior to June 30, 2023, was 4.08%. The projection of cash flows used to determine the discount rate assumed that contributions will be made from members and the System at the contribution rate of 1.50% of projected covered payroll each year, which includes a 1.50% payroll surcharge and no contributions from the basic benefits plan. Based on these assumptions, the OPEB plan's fiduciary net position is projected to be depleted in 2048 by SERS' actuaries. The Fidelity General Obligation 20-year Municipal Bond Index Rate was used in the determination of the single equivalent interest rate for both the June 30, 2022 and the June 30, 2023 total OPEB liability. The Municipal Bond Index Rate is the single rate that will generate a present value of benefit payments equal to the sum of the present value determined by the long-term expected rate of return, and the present value determined by discounting those benefits after the date of depletion. The Municipal Bond Index Rate was 3.86% at June 30, 2023 and 3.69% at June 30, 2022.

Sensitivity of the District's Proportionate Share of the Net OPEB Liability to Changes in the Discount Rate and Changes in the Health Care Cost Trend Rates - The net OPEB liability is sensitive to changes in the discount rate and the health care cost trend rate. The following table presents the net OPEB liability, what the net OPEB liability would be if it were calculated using a discount rate that is 1 percentage point lower (3.27%) and higher (5.27%) than the current discount rate (4.27%). Also shown is what the net OPEB liability would be based on health care cost trend rates that are 1 percentage point lower (5.75% decreasing to 3.40%) and higher (7.75% decreasing to 5.40%) than the current rate (6.75% decreasing to 4.40%).

	1% Decrease	Current Discount Rate	1% Increase
District's proportionate share of the net OPEB liability	\$ 1,642,889	\$ 1,285,228	\$ 1,003,198

	1% Decrease	Current Trend Rate	1% Increase
District's proportionate share of the net OPEB liability	\$ 944,213	\$ 1,285,228	\$ 1,737,120

**INDIAN VALLEY LOCAL SCHOOL DISTRICT
TUSCARAWAS COUNTY, OHIO**

**NOTES TO THE BASIC FINANCIAL STATEMENTS
FOR THE FISCAL YEAR ENDED JUNE 30, 2024**

NOTE 13 - DEFINED BENEFIT OPEB PLANS - (Continued)

Actuarial Assumptions - STRS

Key methods and assumptions used in the latest actuarial valuation, reflecting experience study results used in the June 30, 2023 actuarial valuation, compared with June 30, 2022 actuarial valuation, are presented below:

	June 30, 2023		June 30, 2022	
Inflation	2.50%		2.50%	
Projected salary increases	Varies by service from 2.50% to 8.50%		Varies by service from 2.50% to 8.50%	
Investment rate of return	7.00%, net of investment expenses, including inflation		7.00%, net of investment expenses, including inflation	
Payroll increases	3.00%		3.00%	
Cost-of-living adjustments (COLA)	0.00%		0.00%	
Discount rate of return	7.00%		7.00%	
Blended discount rate of return	N/A		N/A	
Health care cost trends	Initial	Ultimate	Initial	Ultimate
Medical				
Pre-Medicare	7.50%	4.14%	7.50%	3.94%
Medicare	-10.94%	4.14%	-68.78%	3.94%
Prescription Drug				
Pre-Medicare	-11.95%	4.14%	9.00%	3.94%
Medicare	1.33%	4.14%	-5.47%	3.94%

Projections of benefits include the historical pattern of sharing benefit costs between the employers and retired plan members.

For the June 30, 2023 actuarial valuation, for healthy retirees the post-retirement mortality rates are based on the Pub-2010 Teachers Healthy Annuitant Mortality Table, adjusted 110% for males, projected forward generationally using mortality improvement scale MP-2020; pre-retirement mortality rates are based on Pub-2010 Teachers Employee Table adjusted 95% for females, projected forward generationally using mortality improvement scale MP-2020. For disabled retirees, mortality rates are based on the Pub-2010 Teachers Disabled Annuitant Table projected forward generationally using mortality improvement scale MP-2020.

For the prior measurement date, for healthy retirees the post-retirement mortality rates are based on the Pub-2010 Teachers Healthy Annuitant Mortality Table, adjusted 110% for males, projected forward generationally using mortality improvement scale MP-2020; pre-retirement mortality rates are based on Pub-2010 Teachers Employee Table adjusted 95% for females, projected forward generationally using mortality improvement scale MP-2020. For disabled retirees, mortality rates are based on the Pub-2010 Teachers Disabled Annuitant Table projected forward generationally using mortality improvement scale MP-2020.

Actuarial assumptions used in the June 30, 2023 valuation are based on the results of an actuarial experience study for the period July 1, 2015 through June 30, 2021. An actuarial experience study is done on a quinquennial basis.

Assumption Changes Since the Prior Measurement Date - The discount rate remained unchanged at 7.00% for the June 30, 2023 valuation.

Benefit Term Changes Since the Prior Measurement Date - Healthcare trends were updated to reflect emerging claims and recoveries experience as well as benefit changes effective January 1, 2024.

**INDIAN VALLEY LOCAL SCHOOL DISTRICT
TUSCARAWAS COUNTY, OHIO**

**NOTES TO THE BASIC FINANCIAL STATEMENTS
FOR THE FISCAL YEAR ENDED JUNE 30, 2024**

NOTE 13 - DEFINED BENEFIT OPEB PLANS - (Continued)

STRS' investment consultant develops an estimate range for the investment return assumption based on the target allocation adopted by the Retirement Board. The target allocation and long-term expected rate of return for each major asset class are summarized as follows:

Asset Class	Target Allocation*	Long-Term Expected Real Rate of Return **
Domestic Equity	26.00 %	6.60 %
International Equity	22.00	6.80
Alternatives	19.00	7.38
Fixed Income	22.00	1.75
Real Estate	10.00	5.75
Liquidity Reserves	1.00	1.00
Total	<u>100.00 %</u>	

* Final target weights reflected at October 1, 2022.

**10-Year annualized geometric nominal returns, which include the real rate of return and inflation of 2.25% and is net of investment expenses. Over a 30-year period, STRS' investment consultant indicates that the above target allocations should generate a return above the actuarial rate of return, without net value added by management.

Discount Rate - The discount rate used to measure the total OPEB liability was 7.00% as of June 30, 2023. The projection of cash flows used to determine the discount rate assumed STRS continues to allocate no employer contributions to the health care fund. Based on those assumptions, the OPEB plan's fiduciary net position was projected to be available to make all projected future benefit payments to current plan members as of June 30, 2023. Therefore, the long-term expected rate of return on health care fund investments of 7.00% was applied to all periods of projected health care costs to determine the total OPEB liability as of June 30, 2023.

Sensitivity of the District's Proportionate Share of the Net OPEB Asset to Changes in the Discount and Health Care Cost Trend Rate - The following table represents the net OPEB asset as of June 30, 2023, calculated using the current period discount rate assumption of 7.00%, as well as what the net OPEB asset would be if it were calculated using a discount rate that is one percentage point lower (6.00%) or one percentage point higher (8.00%) than the current assumption. Also shown is the net OPEB asset as if it were calculated using health care cost trend rates that are one percentage point lower or one percentage point higher than the current health care cost trend rates.

	1% Decrease	Current Discount Rate	1% Increase
District's proportionate share of the net OPEB asset	\$ 1,146,553	\$ 1,354,672	\$ 1,535,922
	1% Decrease	Current Trend Rate	1% Increase
District's proportionate share of the net OPEB asset	\$ 1,544,333	\$ 1,354,672	\$ 1,126,229

**INDIAN VALLEY LOCAL SCHOOL DISTRICT
TUSCARAWAS COUNTY, OHIO**

**NOTES TO THE BASIC FINANCIAL STATEMENTS
FOR THE FISCAL YEAR ENDED JUNE 30, 2024**

NOTE 14 - SET-ASIDES

The District is required by State law to annually set-aside certain general fund revenue amounts, as defined by statutory formula, for the acquisition and construction of capital improvements. Amounts not spent by the end of the fiscal year or offset by similarly restricted resources received during the year must be held in cash at fiscal year-end. This amount must be carried forward to be used for the same purpose in future years. Expenditures exceeding the set-aside requirement may not be carried forward to the next fiscal year.

The following cash-basis information describes the change in the fiscal year-end set-aside amount for capital improvements. Disclosure of this information is required by State statute.

	Capital <u>Improvements</u>
Set-aside balance June 30, 2023	\$ -
Current year set-aside requirement	380,215
Current year qualifying expenditures	(725,664)
Current year offsets	<u>(149,255)</u>
Total	<u>\$ (494,704)</u>
Balance carried forward to fiscal year 2025	<u>\$ -</u>
Set-aside balance June 30, 2024	<u>\$ -</u>

NOTE 15 - CONTINGENCIES

A. Grants

The District receives significant financial assistance from numerous federal, state, and local agencies in the form of grants. The disbursement of funds received under these programs generally requires compliance with terms and conditions specified in the grant agreements and are subject to audit by the grantor agencies. Any disallowed claims resulting from such audits could become a liability of the District; however, in the opinion of management, any such disallowed claims will not have a material effect on the financial position of the District.

B. Litigation

The District is involved in no material litigation as either plaintiff or defendant.

C. Foundation Funding

Foundation funding is based on the annualized full-time equivalent (FTE) enrollment of each student. Traditional districts must comply with minimum hours of instruction, instead of a minimum number of school days each year. The funding formula the Ohio Department of Education and Workforce (ODEW) is legislatively required to follow will continue to adjust as enrollment information is updated by the District, which can extend past the fiscal year-end. As of the date of this report, ODEW has finalized the impact of enrollment adjustments to the June 30, 2024 Foundation funding for the District, which did not result in a material receivable to, or liability of, the District.

**INDIAN VALLEY LOCAL SCHOOL DISTRICT
TUSCARAWAS COUNTY, OHIO**

**NOTES TO THE BASIC FINANCIAL STATEMENTS
FOR THE FISCAL YEAR ENDED JUNE 30, 2024**

NOTE 16 - OTHER COMMITMENTS

The District utilizes encumbrance accounting as part of its budgetary controls. Encumbrances outstanding at year end may be reported as part of restricted, committed, or assigned classifications of fund balance. At year end, the District's commitments for encumbrances in the governmental funds were as follows:

<u>Fund</u>	<u>Fiscal Year-End Encumbrances</u>
General	\$ 436,367
Nonmajor governmental	<u>99,808</u>
Total	<u><u>\$ 536,175</u></u>

NOTE 17 - COVID-19

The United States and the State of Ohio declared a state of emergency in March 2020 due to the COVID-19 pandemic. Ohio's state of emergency ended in June 2021 while the national state of emergency ended in April 2023. During fiscal year 2024, the District received COVID-19 funding. The District will continue to spend available COVID-19 funding consistent with the applicable program guidelines.

NOTE 18 - TAX ABATEMENTS

Under the authority of Ohio Revised Code Section 5709.63, the Board of County Commissioners, with the consent of the legislative authority of each affected Township and Municipal Corporation, may designate enterprise zones. An Enterprise Zone is a designated area of land in which businesses can receive tax incentives in the form of tax exemptions on qualifying new investment. The local legislative authority negotiates the terms of the Enterprise Zone Agreement (the "Agreement") with the business, which may include tax sharing with the Board of Education. Legislation must then be passed to approve the Agreement. All Agreements must be finalized before the project begins and may contain provisions for the recoupment of taxes should the individual or entity fail to perform. Once the Department of Taxation approves the agreement, the amount of the abatement is deducted from the business's property tax bill by removing the valuation from the taxable parcel and listing the associated assessed value on the exempt tax list. Tuscarawas County has jointly entered into agreements with the Village of Gnadenhutten and Warwick Township to abate property taxes through this program.

The District's property taxes were reduced by \$15,378 in fiscal year 2024 under various Enterprise Zone tax abatement agreements.

**INDIAN VALLEY LOCAL SCHOOL DISTRICT
TUSCARAWAS COUNTY, OHIO**

SCHEDULE OF REVENUES, EXPENDITURES AND CHANGES IN
FUND BALANCE - BUDGET AND ACTUAL (NON-GAAP BUDGETARY BASIS)
GENERAL FUND
FOR THE FISCAL YEAR ENDED JUNE 30, 2024

	<u>Budgeted Amounts</u>		<u>Actual Amounts Budgetary Basis</u>	<u>Variance with Final Budget - over (under) Actual Amounts</u>
	<u>Original</u>	<u>Final</u>		
Budgetary revenues and other financing sources	\$ 21,802,500	\$ 21,802,500	\$ 22,827,676	\$ 1,025,176
Budgetary expenditures and other financing uses	<u>23,142,948</u>	<u>23,362,948</u>	<u>23,053,975</u>	<u>(308,973)</u>
Net change in fund balance	(1,340,448)	(1,560,448)	(226,299)	1,334,149
Budgetary fund balance at beginning of year	15,200,702	15,200,702	15,200,702	-
Prior year encumbrances appropriated	<u>942,948</u>	<u>942,948</u>	<u>942,948</u>	<u>-</u>
Budgetary fund balance at end of year	<u><u>\$ 14,803,202</u></u>	<u><u>\$ 14,583,202</u></u>	<u><u>\$ 15,917,351</u></u>	<u><u>\$ 1,334,149</u></u>

SEE ACCOMPANYING NOTES TO THE REQUIRED SUPPLEMENTARY INFORMATION

**INDIAN VALLEY LOCAL SCHOOL DISTRICT
TUSCARAWAS COUNTY, OHIO**

SCHEDULES OF THE REQUIRED SUPPLEMENTARY INFORMATION

SCHEDULE OF THE DISTRICT'S PROPORTIONATE SHARE OF
THE NET PENSION LIABILITY AND
DISTRICT PENSION CONTRIBUTIONS
SCHOOL EMPLOYEES RETIREMENT SYSTEM (SERS) OF OHIO

LAST TEN FISCAL YEARS

Fiscal Year (1)	District's Proportion of the Net Pension Liability	District's Proportionate Share of the Net Pension Liability	District's Covered Payroll	District's Proportionate Share of the Net Pension Liability as a Percentage of its Covered Payroll	Plan Fiduciary Net Position as a Percentage of the Total Pension Liability
2024	0.07579930%	\$ 4,188,299	\$ 3,037,321	137.89%	76.06%
2023	0.07498060%	4,055,534	2,786,471	145.54%	75.82%
2022	0.07825010%	2,887,202	2,672,186	108.05%	82.86%
2021	0.07788810%	5,151,683	2,675,679	192.54%	68.55%
2020	0.07082980%	4,237,871	2,553,756	165.95%	70.85%
2019	0.07144980%	4,092,062	2,396,007	170.79%	71.36%
2018	0.07126600%	4,267,582	2,391,514	178.45%	69.50%
2017	0.06961050%	5,094,846	2,191,086	232.53%	62.98%
2016	0.06859390%	3,914,034	2,061,009	189.91%	69.16%
2015	0.06895400%	3,489,723	2,073,586	168.29%	71.70%

Fiscal Year	Contractually Required Contributions	Contributions in Relation to the Contractually Required Contributions	Contribution Deficiency (Excess)	District's Covered Payroll	Contributions as a Percentage of Covered Payroll
2024	\$ 457,752	\$ (457,752)	\$ -	\$ 3,269,657	14.00%
2023	425,225	(425,225)	-	3,037,321	14.00%
2022	390,106	(390,106)	-	2,786,471	14.00%
2021	374,106	(374,106)	-	2,672,186	14.00%
2020	374,595	(374,595)	-	2,675,679	14.00%
2019	344,757	(344,757)	-	2,553,756	13.50%
2018	323,461	(323,461)	-	2,396,007	13.50%
2017	334,812	(334,812)	-	2,391,514	14.00%
2016	306,752	(306,752)	-	2,191,086	14.00%
2015	271,641	(271,641)	-	2,061,009	13.18%

(1) Amounts presented for each fiscal year were determined as of the District's measurement date which is the prior year-end.

SEE ACCOMPANYING NOTES TO THE REQUIRED SUPPLEMENTARY INFORMATION

**INDIAN VALLEY LOCAL SCHOOL DISTRICT
TUSCARAWAS COUNTY, OHIO**

SCHEDULES OF THE REQUIRED SUPPLEMENTARY INFORMATION

SCHEDULE OF THE DISTRICT'S PROPORTIONATE SHARE OF
THE NET PENSION LIABILITY AND
DISTRICT PENSION CONTRIBUTIONS
STATE TEACHERS RETIREMENT SYSTEM (STRS) OF OHIO

LAST TEN FISCAL YEARS

Fiscal Year (1)	District's Proportion of the Net Pension Liability	District's Proportionate Share of the Net Pension Liability	District's Covered Payroll	District's Proportionate Share of the Net Pension Liability as a Percentage of its Covered Payroll	Plan Fiduciary Net Position as a Percentage of the Total Pension Liability
2024	0.069653910%	\$ 14,999,925	\$ 9,673,721	155.06%	80.02%
2023	0.068332490%	15,190,399	8,725,936	174.08%	78.88%
2022	0.069033346%	8,826,534	8,704,021	101.41%	87.78%
2021	0.068947070%	16,682,738	8,396,150	198.70%	75.48%
2020	0.068228110%	15,088,237	7,967,671	189.37%	77.40%
2019	0.067454680%	14,831,770	7,871,736	188.42%	77.31%
2018	0.067366970%	16,003,168	7,519,736	212.82%	75.30%
2017	0.065568420%	21,947,727	6,986,800	314.13%	66.80%
2016	0.064914890%	17,940,577	6,871,486	261.09%	72.10%
2015	0.064466820%	15,680,562	6,727,885	233.07%	74.70%

Fiscal Year	Contractually Required Contributions	Contributions in Relation to the Contractually Required Contributions	Contribution Deficiency (Excess)	District's Covered Payroll	Contributions as a Percentage of Covered Payroll
2024	\$ 1,382,313	\$ (1,382,313)	\$ -	\$ 9,873,664	14.00%
2023	1,354,321	(1,354,321)	-	9,673,721	14.00%
2022	1,221,631	(1,221,631)	-	8,725,936	14.00%
2021	1,218,563	(1,218,563)	-	8,704,021	14.00%
2020	1,175,461	(1,175,461)	-	8,396,150	14.00%
2019	1,115,474	(1,115,474)	-	7,967,671	14.00%
2018	1,102,043	(1,102,043)	-	7,871,736	14.00%
2017	1,052,763	(1,052,763)	-	7,519,736	14.00%
2016	978,152	(978,152)	-	6,986,800	14.00%
2015	962,008	(962,008)	-	6,871,486	14.00%

(1) Amounts presented for each fiscal year were determined as of the District's measurement date which is the prior year-end.

SEE ACCOMPANYING NOTES TO THE REQUIRED SUPPLEMENTARY INFORMATION

**INDIAN VALLEY LOCAL SCHOOL DISTRICT
TUSCARAWAS COUNTY, OHIO**

SCHEDULES OF THE REQUIRED SUPPLEMENTARY INFORMATION

SCHEDULE OF THE DISTRICT'S PROPORTIONATE SHARE OF
THE NET OPEB LIABILITY AND
DISTRICT OPEB CONTRIBUTIONS
SCHOOL EMPLOYEES RETIREMENT SYSTEM (SERS) OF OHIO

LAST EIGHT AND TEN FISCAL YEARS

Fiscal Year (1) (2)	District's Proportion of the Net OPEB Liability	District's Proportionate Share of the Net OPEB Liability	District's Covered Payroll	District's Proportionate Share of the Net OPEB Liability as a Percentage of its Covered Payroll	Plan Fiduciary Net Position as a Percentage of the Total OPEB Liability
2024	0.07801340%	\$ 1,285,228	\$ 3,037,321	42.31%	30.02%
2023	0.07677590%	1,077,942	2,786,471	38.68%	30.34%
2022	0.07911790%	1,497,371	2,672,186	56.04%	24.08%
2021	0.07596400%	1,650,935	2,675,679	61.70%	18.17%
2020	0.07057230%	1,774,745	2,553,756	69.50%	15.57%
2019	0.07264660%	2,015,413	2,396,007	84.12%	13.57%
2018	0.07229640%	1,940,245	2,391,514	81.13%	12.46%
2017	0.07046548%	2,008,527	2,191,086	91.67%	11.49%

Fiscal Year	Contractually Required Contributions	Contributions in Relation to the Contractually Required Contributions	Contribution Deficiency (Excess)	District's Covered Payroll	Contributions as a Percentage of Covered Payroll
2024	\$ 55,567	\$ (55,567)	\$ -	\$ 3,269,657	1.70%
2023	57,114	(57,114)	-	3,037,321	1.88%
2022	50,689	(50,689)	-	2,786,471	1.82%
2021	43,586	(43,586)	-	2,672,186	1.63%
2020	25,810	(25,810)	-	2,675,679	0.96%
2019	46,404	(46,404)	-	2,553,756	1.82%
2018	51,941	(51,941)	-	2,396,007	2.17%
2017	38,547	(38,547)	-	2,391,514	1.61%
2016	35,325	(35,325)	-	2,191,086	1.61%
2015	52,964	(52,964)	-	2,061,009	2.57%

(1) Amounts presented for each fiscal year were determined as of the District's measurement date which is the prior year-end.

(2) Information prior to 2017 is not available. Schedule is intended to show information for 10 years.

Additional years will be displayed as they become available.

SEE ACCOMPANYING NOTES TO THE REQUIRED SUPPLEMENTARY INFORMATION

**INDIAN VALLEY LOCAL SCHOOL DISTRICT
TUSCARAWAS COUNTY, OHIO**

SCHEDULES OF THE REQUIRED SUPPLEMENTARY INFORMATION

SCHEDULE OF THE DISTRICT'S PROPORTIONATE SHARE OF
THE NET OPEB LIABILITY/(ASSET) AND
DISTRICT OPEB CONTRIBUTIONS
STATE TEACHERS RETIREMENT SYSTEM (STRS) OF OHIO

LAST EIGHT AND TEN FISCAL YEARS

Fiscal Year (1) (2)	District's Proportion of the Net OPEB Liability/(Asset)	District's Proportionate Share of the Net OPEB Liability/(Asset)	District's Covered Payroll	District's Proportionate Share of the Net OPEB Liability/(Asset) as a Percentage of its Covered Payroll	Plan Fiduciary Net Position as a Percentage of the Total OPEB Liability/(Asset)
2024	0.069653910%	\$ (1,354,672)	\$ 9,673,721	14.00%	168.52%
2023	0.068332490%	(1,769,355)	8,725,936	20.28%	230.73%
2022	0.069033346%	(1,455,512)	8,704,021	16.72%	174.73%
2021	0.068947000%	(1,211,740)	8,396,150	14.43%	182.10%
2020	0.068228000%	(1,130,019)	7,967,671	14.18%	174.74%
2019	0.067454680%	(1,083,928)	7,871,736	13.77%	176.00%
2018	0.067366970%	2,628,411	7,519,736	34.95%	47.10%
2017	0.065568420%	3,506,616	6,986,800	50.19%	37.30%

Fiscal Year	Contractually Required Contributions	Contributions in Relation to the Contractually Required Contributions	Contribution Deficiency (Excess)	District's Covered Payroll	Contributions as a Percentage of Covered Payroll
2024	\$ -	\$ -	\$ -	\$ 9,873,664	0.00%
2023	-	-	-	9,673,721	0.00%
2022	-	-	-	8,725,936	0.00%
2021	-	-	-	8,704,021	0.00%
2020	-	-	-	8,396,150	0.00%
2019	-	-	-	7,967,671	0.00%
2018	-	-	-	7,871,736	0.00%
2017	-	-	-	7,519,736	0.00%
2016	-	-	-	6,986,800	0.00%
2015	-	-	-	6,871,486	0.00%

(1) Amounts presented for each fiscal year were determined as of the District's measurement date which is the prior year-end.

(2) Information prior to 2017 is not available. Schedule is intended to show information for 10 years.

Additional years will be displayed as they become available.

SEE ACCOMPANYING NOTES TO THE REQUIRED SUPPLEMENTARY INFORMATION

**INDIAN VALLEY LOCAL SCHOOL DISTRICT
TUSCARAWAS COUNTY, OHIO**

**NOTES TO THE REQUIRED SUPPLEMENTARY INFORMATION
FOR THE FISCAL YEAR ENDED JUNE 30, 2024**

NOTE 1 - BUDGETARY PROCESS

While reporting financial position, results of operations, and changes in fund balance on the basis of generally accepted accounting principles (GAAP), the budgetary basis as provided by law is based upon accounting for certain transactions on a basis of cash receipts and disbursements.

The schedule of revenue, expenditures and changes in fund balance - budget and actual (non-GAAP budgetary basis) presented for the general fund is presented on the budgetary basis to provide a meaningful comparison of actual results with the budget. The major differences between the budget basis and the GAAP basis are that:

- (a) Revenues and other financing sources are recorded when received in cash (budget basis) as opposed to when susceptible to accrual (GAAP basis);
- (b) Expenditures and other financing uses are recorded when paid in cash (budget basis) as opposed to when the liability is incurred (GAAP basis);
- (c) In order to determine compliance with Ohio law, and to reserve that portion of the applicable appropriation, total outstanding encumbrances (budget basis) are recorded as the equivalent of an expenditure, as opposed to assigned or committed fund balance for that portion of outstanding encumbrances not already recognized as an account payable (GAAP basis); and
- (d) Some funds are included in the general fund (GAAP basis), but have separate legally adopted budgets (budget basis).

The adjustments necessary to convert the results of operations for the year on the budget basis to the GAAP basis is as follows:

Net Change in Fund Balance

	<u>General fund</u>
Budget basis	\$ (226,299)
Net adjustment for revenue and other financing sources accruals	(33,865)
Net adjustment for expenditure and other financing uses accruals	(491,689)
Funds budgeted elsewhere	(996)
Adjustments for encumbrances	<u>752,823</u>
GAAP Basis	<u><u>\$ (26)</u></u>

As part of Governmental Accounting Standards Board Statement No. 54, "Fund Balance Reporting", certain funds that are legally budgeted in separate special revenue funds are considered part of the general fund. This includes the public school support fund and the unclaimed monies fund.

**INDIAN VALLEY LOCAL SCHOOL DISTRICT
TUSCARAWAS COUNTY, OHIO**

**NOTES TO THE REQUIRED SUPPLEMENTARY INFORMATION
FOR THE FISCAL YEAR ENDED JUNE 30, 2024**

NOTE 2 - PENSIONS & OTHER POSTEMPLOYMENT BENEFITS (OPEB)

PENSION

SCHOOL EMPLOYEES RETIREMENT SYSTEM (SERS) OF OHIO

Change in benefit terms:

- There were no changes in benefit terms from the amounts reported for fiscal year 2015.
- There were no changes in benefit terms from the amounts reported for fiscal year 2016.
- There were no changes in benefit terms from the amounts reported for fiscal year 2017.
- For fiscal year 2018, SERS changed from a fixed 3% annual increase to a Cost of Living Adjustment (COLA) based on the changes in the Consumer Price Index (CPI-W), with a cap of 2.5% and a floor of 0%.
- For fiscal year 2019, with the authority granted the Board under Senate Bill 8, the Board has enacted a three year COLA delay for future benefit recipients commencing benefits on or after April 1, 2018.
- There were no changes in benefit terms from the amounts previously reported for fiscal year 2020.
- There were no changes in benefit terms from the amounts previously reported for fiscal year 2021.
- For fiscal year 2022, SERS changed from a Cost of Living Adjustment (COLA) of 2.5% to 2.0%.
- There were no changes in benefit terms from the amounts reported for fiscal year 2023.
- For fiscal year 2024, the Board unanimously voted to approve a 2.5% Cost of Living Adjustment (COLA)

Change in assumptions:

- There were no changes in methods and assumptions used in the calculation of actuarial determined contributions for fiscal year 2015.
- There were no changes in methods and assumptions used in the calculation of actuarial determined contributions for fiscal year 2016.
- For fiscal year 2017, the following changes of assumptions affected the total pension liability since the prior measurement date: (a) the assumed rate of inflation was reduced from 3.25% to 3.00%, (b) payroll growth assumption was reduced from 4.00% to 3.50%, (c) assumed real wage growth was reduced from 0.75% to 0.50%, (d) rates of withdrawal, retirement and disability were updated to reflect recent experience, (e) mortality among active members was updated to RP-2014 Blue Collar Mortality Table with fully generational projection and a five year age set-back for both males and females, (f) mortality among service retired members and beneficiaries was updated to the following RP-2014 Blue Collar Mortality Table with fully generational projection with Scale BB, 120% of male rates and 110% of female rates, (g) mortality among disabled members was updated to RP-2000 Disabled Mortality Table, 90% for male rates and 100% for female rates, set back five years is used for the period after disability retirement and (h) the discount rate was reduced from 7.75% to 7.50%.
- There were no changes in methods and assumptions used in the calculation of actuarial determined contributions for fiscal year 2018.
- There were no changes in methods and assumptions used in the calculation of actuarial determined contributions for fiscal year 2019.
- There were no changes in methods and assumptions used in the calculation of actuarial determined contributions for fiscal year 2020.
- There were no changes in methods and assumptions used in the calculation of actuarial determined contributions for fiscal year 2021.
- For fiscal year 2022, the following changes of assumptions affected the total pension liability since the prior measurement date: (a) wage inflation decreased from 3.00% to 2.40%, (b) future salary increases changed from 3.50%-18.20% to 3.25%-13.58%, (c) investment rate of return decreased from 7.50% to 7.00%, (d) discount rate decreased from 7.50% to 7.00% and (e) mortality tables changed from the RP-2014 Blue Collar mortality table to the PUB-2010 General Employee Amount Weighted Below Median Healthy Retiree mortality table.

**INDIAN VALLEY LOCAL SCHOOL DISTRICT
TUSCARAWAS COUNTY, OHIO**

**NOTES TO THE REQUIRED SUPPLEMENTARY INFORMATION
FOR THE FISCAL YEAR ENDED JUNE 30, 2024**

NOTE 2 - PENSIONS & OTHER POSTEMPLOYMENT BENEFITS (OPEB) - (Continued)

- There were no changes in methods and assumptions used in the calculation of actuarial determined contributions for fiscal year 2023.
- There were no changes in methods and assumptions used in the calculation of actuarial determined contributions for fiscal year 2024.

STATE TEACHERS RETIREMENT SYSTEM (STRS) OF OHIO

Change in benefit terms:

- There were no changes in benefit terms from the amounts reported for fiscal year 2015.
- There were no changes in benefit terms from the amounts reported for fiscal year 2016.
- There were no changes in benefit terms from the amounts reported for fiscal year 2017.
- For fiscal year 2018, STRS decreased the Cost of Living Adjustment (COLA) to zero.
- There were no changes in benefit terms from amounts previously reported for fiscal year 2019.
- There were no changes in benefit terms from amounts previously reported for fiscal year 2020.
- There were no changes in benefit terms from amounts previously reported for fiscal year 2021.
- There were no changes in benefit terms from amounts previously reported for fiscal year 2022.
- Effective July 1, 2022 for Defined Benefit Plan members, a one-time ad-hoc COLA of 3% of the base benefit was granted to eligible benefit recipients on the anniversary of their retirement benefit in fiscal year 2023 as long as they retired prior to July 1, 2018
- For fiscal year 2024, the Board approved a 1% permanent Cost of Living Adjustment (COLA)

Changes in assumptions:

- There were no changes in methods and assumptions used in the calculation of actuarial determined contributions for fiscal year 2015.
- There were no changes in methods and assumptions used in the calculation of actuarial determined contributions for fiscal year 2016.
- There were no changes in methods and assumptions used in the calculation of actuarial determined contributions for fiscal year 2017.
- For fiscal year 2018, the following changes of assumption affected the total pension liability since the prior measurement date: (a) the long-term expected rate of return was reduced from 7.75% to 7.45%, (b) the inflation assumption was lowered from 2.75% to 2.50%, (c) the payroll growth assumption was lowered to 3.00%, (d) total salary increases rate was lowered by decreasing the merit component of the individual salary increases, in addition to a decrease of 0.25% due to lower inflation, (e) the healthy and disabled mortality assumptions were updated to the RP-2014 mortality tables with generational improvement scale MP-2016 and (f) rates of retirement, termination and disability were modified to better reflect anticipated future experience.
- There were no changes in methods and assumptions used in the calculation of actuarial determined contributions for fiscal year 2019.
- There were no changes in methods and assumptions used in the calculation of actuarial determined contributions for fiscal year 2020.
- There were no changes in methods and assumptions used in the calculation of actuarial determined contributions for fiscal year 2021.
- For fiscal year 2022, the following changes of assumption affected the total pension liability since the prior measurement date: (a) the long-term expected rate of return was reduced from 7.45% to 7.00% and (b) the discount rate of return was reduced from 7.45% to 7.00%.
- For fiscal year 2023, the following changes of assumption affected the total pension liability since the prior measurement date: the projected salary increases went from 12.50% at age 20 to 2.50% at age 65 to varies by service from 2.50% to 8.50%.
- There were no changes in methods and assumptions used in the calculation of actuarial determined contributions for fiscal year 2024.

**INDIAN VALLEY LOCAL SCHOOL DISTRICT
TUSCARAWAS COUNTY, OHIO**

**NOTES TO THE REQUIRED SUPPLEMENTARY INFORMATION
FOR THE FISCAL YEAR ENDED JUNE 30, 2024**

NOTE 2 - PENSIONS & OTHER POSTEMPLOYMENT BENEFITS (OPEB) - (Continued)

OTHER POSTEMPLOYMENT BENEFITS (OPEB)

SCHOOL EMPLOYEES RETIREMENT SYSTEM (SERS) OF OHIO

Change in benefit terms:

- There were no changes in benefit terms from the amounts reported for fiscal year 2017.
- There were no changes in benefit terms from the amounts reported for fiscal year 2018.
- There were no changes in benefit terms from the amounts reported for fiscal year 2019.
- There were no changes in benefit terms from the amounts reported for fiscal year 2020.
- There were no changes in benefit terms from the amounts reported for fiscal year 2021.
- There were no changes in benefit terms from the amounts reported for fiscal year 2022.
- There were no changes in benefit terms from the amounts reported for fiscal year 2023.
- There were no changes in benefit terms from the amounts reported for fiscal year 2024.

Change in assumptions:

- For fiscal year 2017, the following changes of assumptions affected the total OPEB liability since the prior measurement date: (a) assumed rate of inflation was reduced from 3.25% to 3.00%, (b) payroll growth assumption was reduced from 4.00% to 3.50%, (c) assumed real wage growth was reduced from 0.75% to 0.50%, (d) rates of withdrawal, retirement, and disability were updated to reflect recent experience, (e) mortality among active members was updated to the following: RP-2014 Blue Collar Mortality Table with fully generational projection and a five-year age set-back for both males and females (f) mortality among service retired members and beneficiaries was updated to the following: RP-2014 Blue Collar Mortality Table with fully generational projection with Scale BB, 120% of male rates, and 110% of female rates, (g) mortality among disabled members was updated to the following: RP-2000 Disabled Mortality Table, 90% for male rates and 100% for female rates, set back five years is used for the period after disability retirement. For fiscal year 2018, the following changes of assumptions affected the total OPEB liability since the prior measurement date: (a) assumed rate of inflation was reduced from 3.25% to 3.00%, (b) payroll growth assumption was reduced from 4.00% to 3.50%, (c) assumed real wage growth was reduced from 0.75% to 0.50%, (d) rates of withdrawal, retirement, and disability were updated to reflect recent experience, (e) mortality among active members was updated to the following: RP-2014 Blue Collar Mortality Table with fully generational projection and a five-year age set-back for both males and females, (f) mortality among service retired members and beneficiaries was updated to the following: RP-2014 Blue Collar Mortality Table with fully generational projection with Scale BB, 120% of male rates, and 110% of female rates, (g) mortality among disabled members was updated to the following: RP-2000 Disabled Mortality Table, 90% for male rates and 100% for female rates, set back five years is used for the period after disability retirement, (h) the municipal bond index rate increased from 2.92% to 3.56% and (i) the single equivalent interest rate, net of plan investment expense, including price inflation increased from 2.98% to 3.63%.
- For fiscal year 2019, the following changes of assumptions affected the total OPEB liability since the prior measurement date: (a) the discount rate increased from 3.63% to 3.70%, (b) the health care cost trend rates for Medicare were changed from a range of 5.50%-5.00% to a range of 5.375%-4.75% and Pre-Medicare were changed from a range of 7.50%-5.00% to a range of 7.25%-4.75%, (c) the municipal bond index rate increased from 3.56% to 3.62% and (d) the single equivalent interest rate, net of plan investment expense, including price inflation increased from 3.63% to 3.70%.
- For fiscal year 2020, the following changes of assumptions affected the total OPEB liability since the prior measurement date: (a) the discount rate decreased from 3.70% to 3.22%, (b) the health care cost trend rates for Medicare were changed from a range of 5.375%-4.75% to a range of 5.25%-4.75% and Pre-Medicare were changed from a range of 7.25%-4.75% to a range of 7.00%-4.75%, (c) the municipal bond index rate decreased from 3.62% to 3.13% and (d) the single equivalent interest rate, net of plan investment expense, including price inflation decreased from 3.70% to 3.22%.

**INDIAN VALLEY LOCAL SCHOOL DISTRICT
TUSCARAWAS COUNTY, OHIO**

**NOTES TO THE REQUIRED SUPPLEMENTARY INFORMATION
FOR THE FISCAL YEAR ENDED JUNE 30, 2024**

NOTE 2 - PENSIONS & OTHER POSTEMPLOYMENT BENEFITS (OPEB) - (Continued)

- For fiscal year 2021, the following changes of assumptions affected the total OPEB liability since the prior measurement date: (a) the discount rate decreased from 3.22% to 2.63% and (b) the municipal bond index rate decreased from 3.13% to 2.45%, and (c) the single equivalent interest rate, net of plan investment expense, including price inflation decreased from 3.22% to 2.63%.
- For fiscal year 2022, the following changes of assumptions affected the total OPEB liability since the prior measurement date: (a) wage inflation decreased from 3.00% to 2.40%, (b) future salary increases changed from 3.50%-18.20% to 3.25%-13.58%, (c) investment rate of return decreased from 7.50% to 7.00%, (d) discount rate decreased from 7.50% to 7.00% and (e) mortality tables changed from the RP-2014 Blue Collar mortality table to the PUB-2010 General Employee Amount Weighted Below Median Healthy Retiree mortality table.
- For fiscal year 2023, the following changes of assumptions affected the total OPEB liability since the prior measurement date: (a) municipal bond index rate went from 1.92% to 3.69%, (b) single equivalent interest rate when from 2.27% to 4.08% and (c) medical trend assumptions went from 5.125% to 4.40% Medicare and 6.75% to 4.40% Pre-Medicare to 7.00% to 4.40%.
- For fiscal year 2024, the following changes of assumptions affect the total OPEB liability since the prior measurement date: (a) municipal bond index rate went from 3.69% to 3.86%, (b) single equivalent interest rate when from 4.08% to 4.27% and (c) medical trend assumptions went from 7.00% to 4.40% to 6.75% to 4.40%.

STATE TEACHERS RETIREMENT SYSTEM (STRS) OF OHIO

Change in benefit terms:

- There were no changes in benefit terms from the amounts previously reported for fiscal year 2017.
- For fiscal year 2018, STRS reduced the subsidy multiplier for non-Medicare benefit recipients from 2.1% to 1.9% per year of service. Medicare Part B premium reimbursements were discontinued for certain survivors and beneficiaries and all remaining Medicare Part B premium reimbursements will be discontinued beginning January 2019.
- For fiscal year 2019, STRS increased the subsidy multiplier for non-Medicare benefit recipients from 1.9% to 1.944% per year of service effective January 1, 2019. The non-Medicare frozen subsidy base premium was increased January 1, 2019 and all remaining Medicare Part B premium reimbursements will be discontinued beginning January 1, 2020.
- For fiscal year 2020, STRS increased the subsidy percentage from 1.944% to 1.984% effective January 1, 2020. The Medicare subsidy percentages were adjusted effective January 1, 2021 to 2.1% for the Medicare plan. The Medicare Part B monthly reimbursement elimination date was postponed to January 1, 2021.
- For fiscal year 2021, the non-Medicare subsidy percentage was increased effective January 1, 2021 from 1.984% to 2.055% per year of service. The non-Medicare frozen subsidy base premium was increased effective January 1, 2021. The Medicare subsidy percentages were adjusted effective January 1, 2021 to 2.1% for the AMA Medicare plan. The Medicare Part B monthly reimbursement elimination date was postponed indefinitely.
- For fiscal year 2022, the non-Medicare subsidy percentage was increased effective January 1, 2022 from 2.055% to 2.100%. The non-Medicare frozen subsidy base premium was increased effective January 1, 2022. The Medicare Part D subsidy was updated to reflect it is expected to be negative in CY2022. The Part B monthly reimbursement elimination date was postponed indefinitely.
- There were no changes in benefit terms from the amounts previously reported for fiscal year 2023.
- There were no changes in benefit terms from the amounts previously reported for fiscal year 2024.

**INDIAN VALLEY LOCAL SCHOOL DISTRICT
TUSCARAWAS COUNTY, OHIO**

**NOTES TO THE REQUIRED SUPPLEMENTARY INFORMATION
FOR THE FISCAL YEAR ENDED JUNE 30, 2024**

NOTE 2 - PENSIONS & OTHER POSTEMPLOYMENT BENEFITS (OPEB) - (Continued)

Change in assumptions:

- There were no changes in methods and assumptions used in the calculation of actuarial determined contributions for fiscal year 2017.
- For fiscal year 2018, the following changes of assumptions affected the total OPEB liability since the prior measurement date: (a) the discount rate was increased from 3.26% to 4.13% based on the methodology defined under GASB Statement No. 74, Financial Reporting for Postemployment Benefit Plans Other Than Pension Plans (OPEB), (b) the long term expected rate of return was reduced from 7.75% to 7.45%, (c) valuation year per capita health care costs were updated, and the salary scale was modified, (d) the percentage of future retirees electing each option was updated based on current data and the percentage of future disabled retirees and terminated vested participants electing health coverage were decreased and (e) the assumed mortality, disability, retirement, withdrawal and future health care cost trend rates were modified along with the portion of rebated prescription drug costs.
- For fiscal year 2019, the following changes of assumptions affected the total OPEB liability/asset since the prior measurement date: (a) the discount rate was increased from the blended rate of 4.13% to the long-term expected rate of return of 7.45% based on the methodology defined under GASB Statement No. 74, Financial Reporting for Postemployment Benefit Plans Other Than Pension Plans (OPEB) and (b) decrease in health care cost trend rates from 6.00%-11.00% initial; 4.50% ultimate down to Medical Pre-Medicare 6.00% and Medicare 5.00% initial; 4.00% ultimate and Prescription Drug Pre-Medicare 8.00% and Medicare (5.23%) initial; 4.00% ultimate.
- For fiscal year 2020, health care cost trend rates were changed to the following: medical pre-Medicare from 6.00% initial - 4.00% ultimate down to 5.87% initial - 4.00% ultimate; medical Medicare from 5.00% initial - 4.00% ultimate down to 4.93% initial - 4.00% ultimate; prescription drug pre-Medicare from 8.00% initial - 4.00% ultimate down to 7.73% initial - 4.00% ultimate and (5.23%) initial - 4.00% ultimate up to 9.62% initial - 4.00% ultimate.
- For fiscal year 2021, health care cost trend rates were changed to the following: medical pre-Medicare from 5.87% initial - 4.00% ultimate down to 5.00% initial - 4.00% ultimate; medical Medicare from 4.93% initial - 4.00% ultimate down to -6.69% initial - 4.00% ultimate; prescription drug pre-Medicare from 7.73% initial - 4.00% ultimate down to 6.50% initial - 4.00% ultimate; prescription drug Medicare from 9.62% initial - 4.00% ultimate up to 11.87% initial - 4.00% ultimate.
- For fiscal year 2022, the following changes of assumption affected the total OPEB liability since the prior measurement date: (a) the long-term expected rate of return was reduced from 7.45% to 7.00%, (b) the discount rate of return was reduced from 7.45% to 7.00% and (c) health care cost trend rates were changed to the following: medical Medicare from -6.69% initial - 4.00% ultimate down to -16.18% initial - 4.00% ultimate; prescription drug Medicare from 11.87% initial - 4.00% ultimate up to 29.98% initial - 4.00% ultimate.
- For fiscal year 2023, the following changes of assumption affected the total OPEB liability since the prior measurement date: (a) projected salary increase went from 12.50% at age 20 to 2.50% at age 65 to varies by services from 2.50% to 8.50% and (b) health care cost trend rates were changed to the following: Pre-Medicare from 5.00% initial - 4.00% ultimate to 7.50% initial - 3.94% ultimate; medical Medicare from -16.18% initial - 4.00% ultimate to -68.78% initial - 3.94% ultimate; prescription drug Pre-Medicare from 6.50% initial - 4.00% ultimate to 9.00% initial - 3.94% ultimate; Medicare from 29.98% initial - 4.00% ultimate to -5.47% initial - 3.94% ultimate.
- For fiscal year 2024, the following changes of assumption affected the total OPEB liability since the prior measurement date: (a) health care cost trend rates were changed to the following: Pre-Medicare from 7.50% initial - 3.94% ultimate to 7.50% initial - 4.14% ultimate; medical Medicare from -68.78% initial - 3.94% ultimate to -10.94% initial - 4.14% ultimate; prescription drug Pre-Medicare from 9.00% initial - 3.94% ultimate to -11.95% initial - 4.14% ultimate; Medicare from -5.47% initial - 3.94% ultimate to 1.33% initial - 4.14% ultimate.

This page intentionally left blank.

INDIAN VALLEY LOCAL SCHOOL DISTRICT
TUSCARAWAS COUNTY

SCHEDULE OF EXPENDITURES OF FEDERAL AWARDS
FOR THE YEAR ENDED JUNE 30, 2024

FEDERAL GRANTOR Pass Through Grantor Program / Cluster Title	Federal AL Number	Pass Through Entity Identifying Number	Provided Through to Subrecipients	Total Federal Expenditures
U.S. DEPARTMENT OF AGRICULTURE				
Passed Through Ohio Department of Education and Workforce				
Child Nutrition Cluster:				
Non-Cash Assistance (Food Distribution):				
National School Lunch Program	10.555	2024	\$0	\$83,897
Cash Assistance:				
School Breakfast Program	10.553	2024	0	129,911
National School Lunch Program	10.555	2024	0	450,476
COVID-19 Supply Chain Assistance Funding	10.555	2024	0	45,097
Cash Assistance Subtotal			<u>0</u>	<u>625,484</u>
Total Child Nutrition Cluster			<u>0</u>	<u>709,381</u>
Total U.S. Department of Agriculture			<u>0</u>	<u>709,381</u>
U.S. DEPARTMENT OF EDUCATION				
Passed Through Ohio Department of Education and Workforce				
Title I Grants to Local Educational Agencies				
Title I Grants to Local Educational Agencies	84.010A	2023	0	48,771
Title I Grants to Local Educational Agencies	84.010A	2024	0	369,452
Expanding Opportunities for Each Child Non-Competitive Grant	84.010A	2023	0	375
Total Title I Grants to Local Educational Agencies			<u>0</u>	<u>418,598</u>
Special Education Cluster (IDEA):				
Special Education - Grants to States (IDEA, Part B)	84.027A	2023	0	55,858
Special Education - Grants to States (IDEA, Part B)	84.027A	2024	0	351,154
COVID-19 American Rescue Plan Special Education-Grants to States (IDEA, Part B)	84.027X	2022	0	594
Special Education- Preschool Grants (IDEA Preschool)	84.173	2023	11,067	11,067
Total Special Education Cluster (IDEA)			<u>11,067</u>	<u>418,673</u>
Supporting Effective Instruction State Grants	84.367A	2024	0	64,860
Student Support and Academic Enrichment Program	84.424A	2024	0	46,118
Stronger Connections Grant Program	84.424F	2024	0	46,408
Education Stabilization Fund				
American Rescue Plan-Elementary and Secondary School Emergency Relief	84.425U	2023	0	1,015,265
American Rescue Plan - Elementary and Secondary School Emergency Relief				
- Homeless Children and Youth	84.425W	2024	0	6,457
Total COVID-19 Education Stabilization Fund			<u>0</u>	<u>1,021,722</u>
Total U.S. Department of Education			<u>11,067</u>	<u>2,016,379</u>
Total Expenditures of Federal Awards			<u>\$11,067</u>	<u>\$2,725,760</u>

The accompanying notes are an integral part of this Schedule.

**INDIAN VALLEY LOCAL SCHOOL DISTRICT
TUSCARAWAS COUNTY**

**NOTES TO THE SCHEDULE OF EXPENDITURES OF FEDERAL AWARDS
2 CFR 200.510(b)(6)
FOR THE YEAR ENDED JUNE 30, 2024**

NOTE A – BASIS OF PRESENTATION

The accompanying Schedule of Expenditures of Federal Awards (the Schedule) includes the federal award activity of Indian Valley Local School District (the District) under programs of the federal government for the year ended June 30, 2024. The information on this Schedule is prepared in accordance with the requirements of Title 2 U.S. Code of Federal Regulations Part 200, *Uniform Administrative Requirements, Cost Principles, and Audit Requirements for Federal Awards* (Uniform Guidance). Because the Schedule presents only a selected portion of the operations of the District, it is not intended to and does not present the financial position, changes in net position, or cash flows of the District.

NOTE B – SUMMARY OF SIGNIFICANT ACCOUNTING POLICIES

Expenditures reported on the Schedule are reported on the cash basis of accounting. Such expenditures are recognized following the cost principles contained in Uniform Guidance wherein certain types of expenditures may or may not be allowable or may be limited as to reimbursement.

NOTE C – INDIRECT COST RATE

The District has elected not to use the 10-percent de minimis indirect cost rate as allowed under the Uniform Guidance.

NOTE D - CHILD NUTRITION CLUSTER

The District commingles cash receipts from the U.S. Department of Agriculture with similar State grants. When reporting expenditures on this Schedule, the District assumes it expends federal monies first.

NOTE E – FOOD DONATION PROGRAM

The District reports commodities consumed on the Schedule at the entitlement value. The District allocated donated food commodities to the respective programs that benefitted from the use of those donated food commodities.

NOTE F - TRANSFERS BETWEEN PROGRAM YEARS

Federal regulations require schools to obligate certain federal awards by June 30. However, with DEW's consent, schools can transfer unobligated amounts to the subsequent fiscal year's program. The District transferred the following amounts from 2024 to 2025 programs:

Program Title	CFDA Number	Amt. Transferred
Title I Grants to Local Educational Agencies	84.010	\$ 24,426
Special Education - Grants to States (IDEA, Part B)	84.027	1,352
Student Support and Academic Enrichment Program	84.424	1,989

OHIO AUDITOR OF STATE KEITH FABER



65 East State Street
Columbus, Ohio 43215
ContactUs@ohioauditor.gov
800-282-0370

INDEPENDENT AUDITOR'S REPORT ON INTERNAL CONTROL OVER FINANCIAL REPORTING AND ON COMPLIANCE AND OTHER MATTERS REQUIRED BY GOVERNMENT AUDITING STANDARDS

Indian Valley Local School District
Tuscarawas County
100 N. Walnut Street
P.O. Box 171
Gnadenhutten, Ohio 44629

To the Board of Education:

We have audited, in accordance with the auditing standards generally accepted in the United States of America and the standards applicable to financial audits contained in *Government Auditing Standards* issued by the Comptroller General of the United States (*Government Auditing Standards*), the financial statements of the governmental activities, each major fund, and the aggregate remaining fund information of the Indian Valley Local School District, Tuscarawas County, Ohio (the District), as of and for the year ended June 30, 2024, and the related notes to the financial statements, which collectively comprise the District's basic financial statements and have issued our report thereon dated March 11, 2025.

Report on Internal Control Over Financial Reporting

In planning and performing our audit of the financial statements, we considered the District's internal control over financial reporting (internal control) as a basis for designing audit procedures that are appropriate in the circumstances for the purpose of expressing our opinion on the financial statements, but not for the purpose of expressing an opinion on the effectiveness of the District's internal control. Accordingly, we do not express an opinion on the effectiveness of the District's internal control.

A *deficiency in internal control* exists when the design or operation of a control does not allow management or employees, in the normal course of performing their assigned functions, to prevent, or detect and correct misstatements on a timely basis. A *material weakness* is a deficiency, or a combination of deficiencies, in internal control, such that there is a reasonable possibility that a material misstatement of the District's financial statements will not be prevented, or detected and corrected, on a timely basis. A *significant deficiency* is a deficiency, or a combination of deficiencies, in internal control that is less severe than a material weakness, yet important enough to merit attention by those charged with governance.

Our consideration of internal control was for the limited purpose described in the first paragraph of this section and was not designed to identify all deficiencies in internal control that might be material weaknesses or significant deficiencies. Given these limitations, during our audit we did not identify any deficiencies in internal control that we consider to be material weaknesses. However, material weaknesses or significant deficiencies may exist that were not identified.

Report on Compliance and Other Matters

As part of obtaining reasonable assurance about whether the District's financial statements are free from material misstatement, we performed tests of its compliance with certain provisions of laws, regulations, contracts, and grant agreements, noncompliance with which could have a direct and material effect on the financial statements. However, providing an opinion on compliance with those provisions was not an objective of our audit and accordingly, we do not express such an opinion. The results of our tests disclosed no instances of noncompliance or other matters that are required to be reported under *Government Auditing Standards*.

Purpose of This Report

The purpose of this report is solely to describe the scope of our testing of internal control and compliance and the results of that testing, and not to provide an opinion on the effectiveness of the District's internal control or on compliance. This report is an integral part of an audit performed in accordance with *Government Auditing Standards* in considering the District's internal control and compliance. Accordingly, this communication is not suitable for any other purpose.



Keith Faber
Auditor of State
Columbus, Ohio

March 11, 2025



65 East State Street
Columbus, Ohio 43215
ContactUs@ohioauditor.gov
800-282-0370

**INDEPENDENT AUDITOR'S REPORT ON COMPLIANCE WITH REQUIREMENTS
APPLICABLE TO THE MAJOR FEDERAL PROGRAM AND ON INTERNAL CONTROL
OVER COMPLIANCE REQUIRED BY THE UNIFORM GUIDANCE**

Indian Valley Local School District
Tuscarawas County
100 N. Walnut Street
P.O. Box 171
Gnadenhutten, Ohio 44629

To the Board of Education:

Report on Compliance for the Major Federal Program

Opinion on the Major Federal Program

We have audited Indian Valley Local School District's, Tuscarawas County, Ohio (the District), compliance with the types of compliance requirements identified as subject to audit in the U.S. Office of Management and Budget (OMB) *Compliance Supplement* that could have a direct and material effect on the Indian Valley Local School District's major federal program for the year ended June 30, 2024. Indian Valley Local School District's major federal program is identified in the *Summary of Auditor's Results* section of the accompanying Schedule of Findings.

In our opinion, Indian Valley Local School District complied, in all material respects, with the compliance requirements referred to above that could have a direct and material effect on its major federal program for the year ended June 30, 2024.

Basis for Opinion on the Major Federal Program

We conducted our audit of compliance in accordance with auditing standards generally accepted in the United States of America (GAAS); the standards applicable to financial audits contained in *Government Auditing Standards* issued by the Comptroller General of the United States (*Government Auditing Standards*); and the audit requirements of Title 2 U.S. *Code of Federal Regulations* Part 200, *Uniform Administrative Requirements, Cost Principles, and Audit Requirements for Federal Awards* (Uniform Guidance). Our responsibilities under those standards and the Uniform Guidance are further described in the *Auditor's Responsibilities for the Audit of Compliance* section of our report.

We are required to be independent of the District and to meet our other ethical responsibilities, in accordance with relevant ethical requirements relating to our audit. We believe that the audit evidence we have obtained is sufficient and appropriate to provide a basis for our opinion on compliance for the major federal program. Our audit does not provide a legal determination of the District's compliance with the compliance requirements referred to above.

Responsibilities of Management for Compliance

The District's Management is responsible for compliance with the requirements referred to above and for the design, implementation, and maintenance of effective internal control over compliance with the requirements of laws, statutes, regulations, rules, and provisions of contracts or grant agreements applicable to the District's federal programs.

Auditor's Responsibilities for the Audit of Compliance

Our objectives are to obtain reasonable assurance about whether material noncompliance with the compliance requirements referred to above occurred, whether due to fraud or error, and express an opinion on the District's compliance based on our audit. Reasonable assurance is a high level of assurance but is not absolute assurance and therefore is not a guarantee that an audit conducted in accordance with GAAS, *Government Auditing Standards*, and the Uniform Guidance will always detect material noncompliance when it exists. The risk of not detecting material noncompliance resulting from fraud is higher than for that resulting from error, as fraud may involve collusion, forgery, intentional omissions, misrepresentations, or the override of internal control. Noncompliance with the compliance requirements referred to above is considered material, if there is a substantial likelihood that, individually or in the aggregate, it would influence the judgment made by a reasonable user of the report on compliance about the District's compliance with the requirements of the major federal program as a whole.

In performing an audit in accordance with GAAS, *Government Auditing Standards*, and the Uniform Guidance, we:

- exercise professional judgment and maintain professional skepticism throughout the audit.
- identify and assess the risks of material noncompliance, whether due to fraud or error, and design and perform audit procedures responsive to those risks. Such procedures include examining, on a test basis, evidence regarding the District's compliance with the compliance requirements referred to above and performing such other procedures as we considered necessary in the circumstances.
- obtain an understanding of the District's internal control over compliance relevant to the audit in order to design audit procedures that are appropriate in the circumstances and to test and report on internal control over compliance in accordance with the Uniform Guidance, but not for the purpose of expressing an opinion on the effectiveness of the District's internal control over compliance. Accordingly, no such opinion is expressed.

We are required to communicate with those charged with governance regarding, among other matters, the planned scope and timing of the audit and any significant deficiencies and material weaknesses in internal control over compliance that we identified during the audit.

Report on Internal Control Over Compliance

A *deficiency in internal control over compliance* exists when the design or operation of a control over compliance does not allow management or employees, in the normal course of performing their assigned functions, to prevent, or detect and correct, noncompliance with a type of compliance requirement of a federal program on a timely basis. A *material weakness in internal control over compliance* is a deficiency, or combination of deficiencies, in internal control over compliance, such that there is a reasonable possibility that material noncompliance with a type of compliance requirement of a federal program will not be prevented, or detected and corrected, on a timely basis. A *significant deficiency in internal control over compliance* is a deficiency, or a combination of deficiencies, in internal control over compliance with a type of compliance requirement of a federal program that is less severe than a material weakness in internal control over compliance, yet important enough to merit attention by those charged with governance.

Our consideration of internal control over compliance was for the limited purpose described in the *Auditor's Responsibilities for the Audit of Compliance* section above and was not designed to identify all deficiencies in internal control over compliance that might be material weaknesses or significant deficiencies in internal control over compliance. Given these limitations, during our audit we did not identify any deficiencies in internal control over compliance that we consider to be material weaknesses, as defined above. However, material weaknesses or significant deficiencies in internal control over compliance may exist that were not identified.

Our audit was not designed for the purpose of expressing an opinion on the effectiveness of internal control over compliance. Accordingly, no such opinion is expressed.

The purpose of this report on internal control over compliance is solely to describe the scope of our testing of internal control over compliance and the results of this testing based on the requirements of the Uniform Guidance. Accordingly, this report is not suitable for any other purpose.



Keith Faber
Auditor of State
Columbus, Ohio

March 11, 2025

This page intentionally left blank.

**INDIAN VALLEY LOCAL SCHOOL DISTRICT
TUSCARAWAS COUNTY**

**SCHEDULE OF FINDINGS
2 CFR § 200.515
June 30, 2024**

1. SUMMARY OF AUDITOR'S RESULTS

(d)(1)(i)	Type of Financial Statement Opinion	Unmodified
(d)(1)(ii)	Were there any material weaknesses in internal control reported at the financial statement level (GAGAS)?	No
(d)(1)(ii)	Were there any significant deficiencies in internal control reported at the financial statement level (GAGAS)?	No
(d)(1)(iii)	Was there any reported material noncompliance at the financial statement level (GAGAS)?	No
(d)(1)(iv)	Were there any material weaknesses in internal control reported for major federal programs?	No
(d)(1)(iv)	Were there any significant deficiencies in internal control reported for major federal programs?	No
(d)(1)(v)	Type of Major Programs' Compliance Opinion	Unmodified
(d)(1)(vi)	Are there any reportable findings under 2 CFR § 200.516(a)?	No
(d)(1)(vii)	Major Programs (list): <ul style="list-style-type: none">• Education Stabilization Fund – Elementary and Secondary School Emergency Relief (ESSER), AL #84.425	
(d)(1)(viii)	Dollar Threshold: Type A/B Programs	Type A: > \$ 750,000 Type B: all others
(d)(1)(ix)	Low Risk Auditee under 2 CFR § 200.520?	Yes

**2. FINDINGS RELATED TO THE FINANCIAL STATEMENTS
REQUIRED TO BE REPORTED IN ACCORDANCE WITH GAGAS**

None.

3. FINDINGS FOR FEDERAL AWARDS

None.

OHIO AUDITOR OF STATE KEITH FABER



INDIAN VALLEY LOCAL SCHOOL DISTRICT

TUSCARAWAS COUNTY

AUDITOR OF STATE OF OHIO CERTIFICATION

This is a true and correct copy of the report, which is required to be filed pursuant to Section 117.26, Revised Code, and which is filed in the Office of the Ohio Auditor of State in Columbus, Ohio.



Certified for Release 3/27/2025

65 East State Street, Columbus, Ohio 43215
Phone: 614-466-4514 or 800-282-0370

This report is a matter of public record and is available online at
www.ohioauditor.gov