



bhm cpa group, inc.
CERTIFIED PUBLIC ACCOUNTANTS

EAST LIVERPOOL CITY SCHOOL DISTRICT
COLUMBIANA COUNTY

SINGLE AUDIT

FOR THE YEAR ENDED JUNE 30, 2024



65 East State Street
Columbus, Ohio 43215
ContactUs@ohioauditor.gov
800-282-0370

Board of Education
East Liverpool City School District
810 West 8th Street
East Liverpool, Ohio 43920

We have reviewed the *Independent Auditor's Report* of the East Liverpool City School District, Columbiana County, prepared by BHM CPA Group, Inc., for the audit period July 1, 2023 through June 30, 2024. Based upon this review, we have accepted these reports in lieu of the audit required by Section 117.11, Revised Code. The Auditor of State did not audit the accompanying financial statements and, accordingly, we are unable to express, and do not express an opinion on them.

Our review was made in reference to the applicable sections of legislative criteria, as reflected by the Ohio Constitution, and the Revised Code, policies, procedures and guidelines of the Auditor of State, regulations and grant requirements. The East Liverpool City School District is responsible for compliance with these laws and regulations.

KEITH FABER
Ohio Auditor of State

Tiffany L. Ridenbaugh, CPA, CFE, CGFM
Chief Deputy Auditor

August 01, 2025

This page intentionally left blank.

**EAST LIVERPOOL CITY SCHOOL DISTRICT
COLUMBIANA COUNTY**

Fiscal Year Ended June 30, 2024

TABLE OF CONTENTS

<u>TITLE</u>	<u>PAGE</u>
Independent Auditor's Report.....	1
Management's Discussion and Analysis.....	5
Basic Financial Statements:	
Government-Wide Financial Statements:	
Statement of Net Position	17
Statement of Activities.....	18
Fund Financial Statements:	
Balance Sheet - Governmental Funds	19
Reconciliation of Total Governmental Fund Balances to Net Position of Governmental Activities	20
Statement of Revenues, Expenditures and Changes in Fund Balances – Governmental Funds	21
Reconciliation of the Statement of Revenues, Expenditures, and Changes in Fund Balances of Governmental Funds to the Statement of Activities.....	22
Statement of Fund Net Position – Proprietary Fund	23
Statement of Revenues, Expenses and Changes in Fund Net Position – Proprietary Fund	24
Statement of Cash Flows – Proprietary Fund	25
Notes to the Basic Financial Statements.....	27
Required Supplementary Information:	
Schedule of Revenues, Expenditures and Changes in Fund Balance – Budget and Actual (Non-GAAP Budgetary Basis) – General Fund	69
Schedule of Revenues, Expenditures and Changes in Fund Balance – Budget and Actual (Non-GAAP Budgetary Basis) – Elementary and Secondary School Emergency Relief Fund.....	70
Schedule of the District's Proportionate Share of the Net Pension Liability and District Pension Contributions – School Employees Retirement System (SERS) of Ohio.....	71
Schedule of the District's Proportionate Share of the Net Pension Liability and District Pension Contributions – State Teachers Retirement System (STRS) of Ohio	72
Schedule of the District's Proportionate Share of the Net OPEB Liability and District OPEB Contributions – School Employees Retirement System (SERS) of Ohio	73
Schedule of the District's Proportionate Share of the Net OPEB Liability/(Asset) and District Pension Contributions – State Teachers Retirement System (STRS) of Ohio	74
Notes to the Required Supplementary Information	75
Supplementary Information:	
Schedule of Expenditures of Federal Awards.....	81
Notes to the Schedule of Expenditures of Federal Awards	82

**EAST LIVERPOOL CITY SCHOOL DISTRICT
COLUMBIANA COUNTY**

Fiscal Year Ended June 30, 2024

TABLE OF CONTENTS

Independent Auditor's Report on Internal Control over Financial Reporting and on Compliance and Other Matters Required by <i>Government Auditing Standards</i>	83
Independent Auditor's Report on Compliance with Requirements Applicable to Each Major Federal Program and on Internal Control Over Compliance Required by the Uniform Guidance	85
Schedule of Findings 2 CFR § 200.515	88
Summary Schedule of Prior Audit Findings 2 CFR § 200.511(b).....	90
Corrective Action Plan 2 CFR § 200.511(c).....	91



bhm cpa group, inc.
CERTIFIED PUBLIC ACCOUNTANTS

INDEPENDENT AUDITOR'S REPORT

East Liverpool City School District
Columbiana County
810 West 8th Street
East Liverpool, Ohio 43920

To the Board of Education:

Report on the Audit of the Financial Statements

Opinions

We have audited the financial statements of the governmental activities, each major fund, and the aggregate remaining fund information of East Liverpool City School District, Columbiana County, Ohio (the District), as of and for the year ended June 30, 2024, and the related notes to the financial statements, which collectively comprise the District's basic financial statements as listed in the table of contents.

In our opinion, the accompanying financial statements referred to above present fairly, in all material respects, the respective financial position of the governmental activities, each major fund, and the aggregate remaining fund information of East Liverpool City School District, Columbiana County, Ohio as of June 30, 2024, and the respective changes in financial position and, where applicable, cash flows thereof for the year then ended in accordance with the accounting principles generally accepted in the United States of America.

Basis for Opinions

We conducted our audit in accordance with auditing standards generally accepted in the United States of America (GAAS) and the standards applicable to financial audits contained in *Government Auditing Standards*, issued by the Comptroller General of the United States. Our responsibilities under those standards are further described in the *Auditor's Responsibilities for the Audit of the Financial Statements* section of our report. We are required to be independent of the District, and to meet our other ethical responsibilities, in accordance with the relevant ethical requirements relating to our audit. We believe that the audit evidence we have obtained is sufficient and appropriate to provide a basis for our audit opinions.

Responsibilities of Management for the Financial Statements

Management is responsible for the preparation and fair presentation of the financial statements in accordance with accounting principles generally accepted in the United States of America, and for the design, implementation, and maintenance of internal control relevant to the preparation and fair presentation of financial statements that are free from material misstatement, whether due to fraud or error.

In preparing the financial statements, management is required to evaluate whether there are conditions or events, considered in the aggregate, that raise substantial doubt about the District's ability to continue as a going concern for twelve months beyond the financial statement date, including any currently known information that may raise substantial doubt shortly thereafter.

Auditor's Responsibilities for the Audit of the Financial Statements

Our objectives are to obtain reasonable assurance about whether the financial statements as a whole are free from material misstatement, whether due to fraud or error, and to issue an auditor's report that includes our opinions. Reasonable assurance is a high level of assurance but is not absolute assurance and therefore is not a guarantee that an audit conducted in accordance with GAAS and *Government Auditing Standards* will always detect a material misstatement when it exists. The risk of not detecting a material misstatement resulting from fraud is higher than for one resulting from error, as fraud may involve collusion, forgery, intentional omissions, misrepresentations, or the override of internal control. Misstatements are considered material if there is a substantial likelihood that, individually or in the aggregate, they would influence the judgment made by a reasonable user based on the financial statements.

In performing an audit in accordance with GAAS and *Government Auditing Standards*, we

- exercise professional judgment and maintain professional skepticism throughout the audit.
- identify and assess the risks of material misstatement of the financial statements, whether due to fraud or error, and design and perform audit procedures responsive to those risks. Such procedures include examining, on a test basis, evidence regarding the amounts and disclosures in the financial statements.
- obtain an understanding of internal control relevant to the audit in order to design audit procedures that are appropriate in the circumstances, but not for the purpose of expressing an opinion on the effectiveness of the District's internal control. Accordingly, no such opinion is expressed.
- evaluate the appropriateness of accounting policies used and the reasonableness of significant accounting estimates made by management, as well as evaluate the overall presentation of the financial statements.
- conclude whether, in our judgment, there are conditions or events, considered in the aggregate, that raise substantial doubt about the District's ability to continue as a going concern for a reasonable period of time.

We are required to communicate with those charged with governance regarding, among other matters, the planned scope and timing of the audit, significant audit findings, and certain internal control-related matters that we identified during the audit.

Required Supplementary Information

Accounting principles generally accepted in the United States of America require that the management's discussion and analysis, required budgetary comparison schedules, and schedules of net pension and other post-employment benefit liabilities and pension and other post-employment benefit contributions be presented to supplement the basic financial statements. Such information is the responsibility of management and, although not a part of the basic financial statements, is required by the Governmental Accounting Standards Board who considers it to be an essential part of financial reporting for placing the basic financial statements in an appropriate operational, economic, or historical context. We have applied certain limited procedures to the required supplementary information in accordance with auditing standards generally accepted in the United States of America, which consisted of inquiries of management about the methods of preparing the information and comparing the information for consistency with management's responses to our inquiries, the basic financial statements, and other knowledge we obtained during our audit of the basic financial statements. We do not express an opinion or provide any assurance on the information because the limited procedures do not provide us with sufficient evidence to express an opinion or provide any assurance.

Supplementary information

Our audit was conducted for the purpose of forming opinions on the financial statements that collectively comprise the District's basic financial statements. The Schedule of Expenditures of Federal Awards as required by Title 2 U.S. Code of Federal Regulations (CFR) Part 200, Uniform Administrative Requirements, Cost Principles, and Audit Requirements for Federal Awards is presented for purposes of additional analysis and is not a required part of the basic financial statements.

Such information is the responsibility of management and was derived from and relates directly to the underlying accounting and other records used to prepare the basic financial statements. The information has been subjected to the auditing procedures applied in the audit of the basic financial statements and certain additional procedures, including comparing and reconciling such information directly to the underlying accounting and other records used to prepare the basic financial statements or to the basic financial statements themselves, and other additional procedures in accordance with auditing standards generally accepted in the United States of America. In our opinion, the Schedule of Expenditures of Federal Awards is fairly stated, in all material respects, in relation to the basic financial statements as a whole.

Other Reporting Required by Government Auditing Standards

In accordance with *Government Auditing Standards*, we have also issued our report dated June 2, 2025, on our consideration of the District's internal control over financial reporting and our tests of its compliance with certain provisions of laws, regulations, contracts and grant agreements and other matters. The purpose of that report is solely to describe the scope of our testing of internal control over financial reporting and compliance and the results of that testing, and not to provide an opinion on the effectiveness of the District's internal control over financial reporting or on compliance. That report is an integral part of an audit performed in accordance with *Government Auditing Standards* in considering the District's internal control over financial reporting and compliance.

BHM CPA Group

BHM CPA Group, Inc.
Portsmouth, Ohio
June 2, 2025

THIS PAGE IS INTENTIONALLY LEFT BLANK

**EAST LIVERPOOL CITY SCHOOL DISTRICT
COLUMBIANA COUNTY, OHIO**

**MANAGEMENT'S DISCUSSION AND ANALYSIS
FOR THE FISCAL YEAR ENDED JUNE 30, 2024**

The management's discussion and analysis of the East Liverpool City School District's (the "District") financial performance provides an overall review of the District's financial activities for the fiscal year ended June 30, 2024. The intent of this discussion and analysis is to look at the District's financial performance as a whole; readers should also review the basic financial statements and the notes to the basic financial statements to enhance their understanding of the District's financial performance.

Financial Highlights

Key financial highlights for fiscal year 2024 are as follows:

- In total, net position of governmental activities increased \$1,627,591 which represents a 7.58% increase from June 30, 2023's net position.
- General revenues accounted for \$25,493,616 in revenue or 65.63% of all revenues. Program specific revenues in the form of charges for services and sales and operating grants and contributions accounted for \$13,350,141 or 34.37% of total revenues of \$38,928,933.
- The District had \$37,216,166 in expenses related to governmental activities; \$13,350,141 of these expenses were offset by program specific charges for services and operating grants and contributions. General revenues supporting governmental activities (primarily taxes and unrestricted grants and entitlements) were adequate to provide for these programs.
- The District's major funds were the general fund and the elementary and secondary school emergency relief (ESSER) fund. The general fund had \$29,069,061 in revenues and \$25,526,220 in expenditures. The general fund's fund balance increased \$3,542,841 from a balance of \$4,319,004 to \$7,861,845.
- The ESSER fund had \$5,207,381 in revenues and \$5,215,500 in expenditures. The ESSER fund's fund balance decreased \$8,119 from a balance of \$8,119 to \$0.

Using these Basic Financial Statements

This annual report consists of a series of financial statements and notes to those statements. These statements are organized so the reader can understand the District as a financial whole, an entire operating entity. The statements then proceed to provide an increasingly detailed look at specific financial activities.

The statement of net position and statement of activities provide information about the activities of the whole District, presenting both an aggregate view of the District's finances and a longer-term view of those finances. Fund financial statements provide the next level of detail. For governmental funds, these statements tell how services were financed in the short-term as well as what remains for future spending. The fund financial statements also look at the District's most significant funds with all other nonmajor funds presented in total in one column. The District's only major funds are the general fund and ESSER fund.

Reporting the District as a Whole

Statement of Net Position and the Statement of Activities

While this document contains the large number of funds used by the District to provide programs and activities, the view of the District as a whole looks at all financial transactions and asks the question, "How did we do financially during fiscal year 2024?" The statement of net position and the statement of activities answer this question. These statements include *all assets, deferred outflows of resources, liabilities, deferred inflows of resources, revenues and expenses* using the *accrual basis of accounting* similar to the accounting used by most private-sector companies. This basis of accounting will take into account all of the current year's revenues and expenses regardless of when cash is received or paid.

These two statements report the District's *net position* and changes in that net position. This change in net position is important because it tells the reader that, for the District as a whole, the *financial position* of the District has improved or diminished. The causes of this change may be the result of many factors, some financial, some not. Non-financial factors include the District's property tax base, current property tax laws in Ohio restricting revenue growth, facility conditions, required educational programs and other factors.

**EAST LIVERPOOL CITY SCHOOL DISTRICT
COLUMBIANA COUNTY, OHIO**

**MANAGEMENT'S DISCUSSION AND ANALYSIS
FOR THE FISCAL YEAR ENDED JUNE 30, 2024**

In the statement of net position and the statement of activities, the governmental activities include the District's programs and services, including instruction, support services, operation and maintenance of facilities, pupil transportation, extracurricular activities, and food service operations.

Reporting the District's Most Significant Funds

Fund Financial Statements

Fund financial reports provide detailed information about the District's major funds. The District uses many funds to account for a multitude of financial transactions. However, these fund financial statements focus on the District's most significant funds. The District's major governmental funds are the general fund and ESSER fund.

Governmental Funds

Most of the District's activities are reported in governmental funds, which focus on how money flows into and out of those funds and the balances left at year-end available for spending in future periods. These funds are reported using an accounting method called *modified accrual* accounting, which measures cash and all other *financial assets* that can readily be converted to cash. The governmental fund financial statements provide a detailed *short-term* view of the District's general government operations and the basic services it provides. Governmental fund information helps you determine whether there are more or fewer financial resources that can be spent in the near future to finance educational programs. The relationship (or differences) between governmental *activities* (reported in the statement of net position and the statement of activities) and governmental *funds* is reconciled in the basic financial statements.

Proprietary Funds

The District maintains a proprietary fund. Internal service funds are an accounting device used to accumulate and allocate costs internally among the District's various functions. The District's internal service fund accounts for employee benefits self-insurance.

Notes to the Basic Financial Statements

The notes provide additional information that is essential to a full understanding of the data provided in the government-wide and fund financial statements.

Required Supplementary Information

In addition to the basic financial statements and accompanying notes, this report also presents certain required supplementary information concerning the District's budgetary schedules, net pension liability, and net OPEB liability/asset.

**EAST LIVERPOOL CITY SCHOOL DISTRICT
COLUMBIANA COUNTY, OHIO**

**MANAGEMENT'S DISCUSSION AND ANALYSIS
FOR THE FISCAL YEAR ENDED JUNE 30, 2024**

The District as a Whole

The statement of net position provides the perspective of the District as a whole. The table below provides a summary of the District's net position at June 30, 2024 and June 30, 2023.

	Net Position	
	Governmental Activities <u>2024</u>	Governmental Activities <u>2023</u>
<u>Assets</u>		
Current and other assets	\$ 24,201,029	\$ 20,967,991
Net OPEB asset	1,901,259	2,528,463
Capital assets, net	<u>38,547,323</u>	<u>37,427,510</u>
Total assets	<u>64,649,611</u>	<u>60,923,964</u>
<u>Deferred Outflows of Resources</u>		
Pension	5,309,601	6,377,510
OPEB	<u>1,038,978</u>	<u>627,287</u>
Total deferred outflows of resources	<u>6,348,579</u>	<u>7,004,797</u>
<u>Liabilities</u>		
Current liabilities	5,654,438	6,133,565
Long-term liabilities:		
Due within one year	568,742	391,785
Due in more than one year:		
Net pension liability	26,516,247	27,089,118
Net OPEB liability	1,682,655	1,431,035
Other amounts	<u>3,341,940</u>	<u>369,130</u>
Total liabilities	<u>37,764,022</u>	<u>35,414,633</u>
<u>Deferred Inflows of Resources</u>		
Property taxes levied for next year	5,334,156	4,521,491
Pension	1,803,823	2,688,133
OPEB	<u>3,005,327</u>	<u>3,841,233</u>
Total deferred inflows of resources	<u>10,143,306</u>	<u>11,050,857</u>
<u>Net Position</u>		
Net investment in capital assets	36,065,066	36,666,595
Restricted	4,430,761	4,372,603
Unrestricted (deficit)	<u>(17,404,965)</u>	<u>(19,575,927)</u>
Total net position	<u>\$ 23,090,862</u>	<u>\$ 21,463,271</u>

The net pension liability is reported pursuant to Governmental Accounting Standards Board (GASB) Statement 68, "Accounting and Financial Reporting for Pensions—an Amendment of GASB Statement 27." The net other postemployment benefits (OPEB) liability/asset is reported pursuant to GASB Statement 75, "Accounting and Financial Reporting for Postemployment Benefits Other Than Pensions." For reasons discussed below, many end users of this financial statement will gain a clearer understanding of the District's actual financial condition by adding deferred inflows related to pension and OPEB, the net pension liability, and the net OPEB liability to the reported net position and subtracting deferred outflows related to pension and OPEB and the net OPEB asset.

**EAST LIVERPOOL CITY SCHOOL DISTRICT
COLUMBIANA COUNTY, OHIO**

**MANAGEMENT'S DISCUSSION AND ANALYSIS
FOR THE FISCAL YEAR ENDED JUNE 30, 2024**

GASB standards are national and apply to all government financial reports prepared in accordance with generally accepted accounting principles. Prior accounting for pensions (GASB 27) and postemployment benefits (GASB 45) focused on a funding approach. This approach limited pension and OPEB costs to contributions annually required by law, which may or may not be sufficient to fully fund each plan's *net pension liability* or *net OPEB liability*. GASB 68 and GASB 75 take an earnings approach to pension and OPEB accounting; however, the nature of Ohio's statewide pension/OPEB plans and state law governing those systems requires additional explanation in order to properly understand the information presented in these statements.

GASB 68 and GASB 75 require the net pension liability and the net OPEB liability/asset to equal the District's proportionate share of each plan's collective:

1. Present value of estimated future pension/OPEB benefits attributable to active and inactive employees' past service.
2. Minus plan assets available to pay these benefits.

GASB notes that pension and OPEB obligations, whether funded or unfunded, are part of the "employment exchange" – that is, the employee is trading his or her labor in exchange for wages, benefits, and the promise of a future pension and other postemployment benefits. GASB noted that the unfunded portion of this promise is a present obligation of the government, part of a bargained-for benefit to the employee, and should accordingly be reported by the government as a liability since they received the benefit of the exchange. However, the District is not responsible for certain key factors affecting the balance of these liabilities. In Ohio, the employee shares the obligation of funding pension benefits with the employer. Both employer and employee contribution rates are capped by State statute. A change in these caps requires action of both Houses of the General Assembly and approval of the Governor. Benefit provisions are also determined by State statute. The Ohio Revised Code permits, but does not require, the retirement systems to provide healthcare to eligible benefit recipients. The retirement systems may allocate a portion of the employer contributions to provide for these OPEB benefits.

The employee enters the employment exchange with the knowledge that the employer's promise is limited not by contract but by law. The employer enters the exchange also knowing that there is a specific, legal limit to its contribution to the retirement system. In Ohio, there is no legal means to enforce the unfunded liability of the pension/OPEB plan *as against the public employer*. State law operates to mitigate/lessen the moral obligation of the public employer to the employee, because all parties enter the employment exchange with notice as to the law. The retirement system is responsible for the administration of the pension and OPEB plans.

Most long-term liabilities have set repayment schedules or, in the case of compensated absences (i.e. sick and vacation leave), are satisfied through paid time-off or termination payments. There is no repayment schedule for the net pension liability or the net OPEB liability/asset. As explained above, changes in benefits, contribution rates, and return on investments affect the balance of these liabilities but are outside the control of the local government. In the event that contributions, investment returns, and other changes are insufficient to keep up with required payments, State statute does not assign/identify the responsible party for the unfunded portion. Due to the unique nature of how the net pension liability and the net OPEB liability are satisfied, these liabilities are separately identified within the long-term liability section of the statement of net position.

In accordance with GASB 68 and GASB 75, the District's statements prepared on an accrual basis of accounting include an annual pension expense and an annual OPEB expense for their proportionate share of each plan's *change* in net pension liability and net OPEB liability/asset, respectively, not accounted for as deferred inflows/outflows.

Over time, net position can serve as a useful indicator of a government's financial position. At June 30, 2024, the District's assets plus deferred outflows of resources exceeded liabilities plus deferred inflows of resources by \$23,090,862.

Total assets include a net OPEB asset reported by STRS. See Note 14 for more detail.

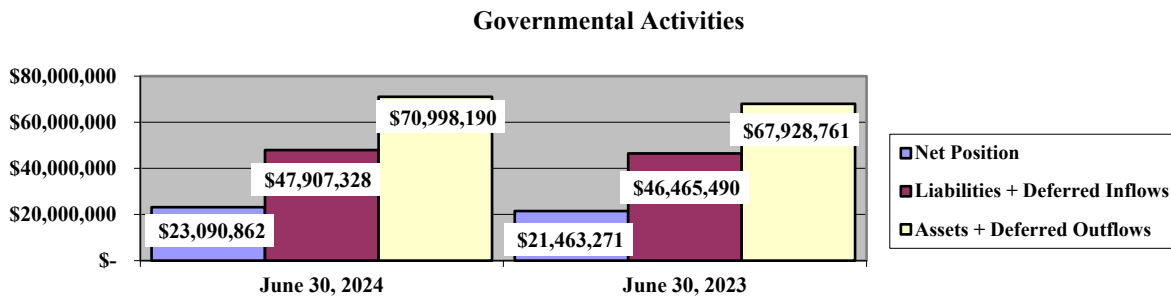
**EAST LIVERPOOL CITY SCHOOL DISTRICT
COLUMBIANA COUNTY, OHIO**

**MANAGEMENT'S DISCUSSION AND ANALYSIS
FOR THE FISCAL YEAR ENDED JUNE 30, 2024**

At year-end, capital assets represented 59.62% of total assets. Capital assets include land, land improvements, buildings and improvements, furniture and fixtures, vehicles, and intangible right to use assets. Net investment in capital assets at June 30, 2024, was \$36,065,066. These capital assets are used to provide services to the students and are not available for future spending. Although the District's investment in capital assets is reported net of related debt, it should be noted that the resources to repay the debt must be provided from other sources, since capital assets may not be used to liquidate these liabilities.

A portion of the District's net position, \$4,430,761, represents resources that are subject to external restriction on how they may be used. The remaining balance of unrestricted net position is (\$17,404,965).

The graph below shows the District's assets, deferred outflows of resources, liabilities, deferred inflows of resources and net position at June 30, 2024 and June 30, 2023.



The table below shows the change in net position for fiscal years 2024 and 2023.

	Change in Net Position	
	Governmental Activities <u>2024</u>	Governmental Activities <u>2023</u>
<u>Revenues</u>		
Program revenues:		
Charges for services and sales	\$ 566,148	\$ 353,677
Operating grants and contributions	12,783,993	10,635,064
Capital grants and contributions	-	484,618
General revenues:		
Property taxes	4,913,459	5,128,924
Grants and entitlements - unrestricted	19,818,995	18,628,860
Investment earnings	734,905	369,475
Other	26,257	264,595
Total revenues	<u>38,843,757</u>	<u>35,865,213</u>

(Continued)

**EAST LIVERPOOL CITY SCHOOL DISTRICT
COLUMBIANA COUNTY, OHIO**

**MANAGEMENT'S DISCUSSION AND ANALYSIS
FOR THE FISCAL YEAR ENDED JUNE 30, 2024**

Change in Net Position - Continued

	Governmental Activities <u>2024</u>	Governmental Activities <u>2023</u>
<u>Expenses</u>		
Program expenses:		
Instruction:		
Regular	\$ 13,183,641	\$ 13,575,225
Special	6,020,215	5,661,885
Vocational	1,267,536	1,269,450
Adult/continuing	700	412
Other	1,608,876	1,366,782
Support services:		
Pupil	2,341,546	2,344,814
Instructional staff	874,385	933,830
Board of education	117,061	233,088
Administration	1,885,537	1,902,745
Fiscal	665,062	697,827
Operations and maintenance	4,779,310	4,745,881
Pupil transportation	1,507,954	1,566,951
Central	240,101	200,517
Operations of non-instructional services:		
Food service operations	1,618,198	1,632,587
Other non-instructional services	148,475	161,889
Extracurricular activities	769,541	669,415
Interest and fiscal charges	<u>188,028</u>	<u>31,311</u>
Total expenses	<u>37,216,166</u>	<u>36,994,609</u>
Change in net position	1,627,591	(1,129,396)
Net position at beginning of year	<u>21,463,271</u>	<u>22,592,667</u>
Net position at end of year	<u>\$ 23,090,862</u>	<u>\$ 21,463,271</u>

Governmental Activities

Net position of the District's governmental activities increased \$1,627,591. Total governmental expenses of \$37,216,166 were offset by program revenues of \$13,350,141 and general revenues of \$25,493,616. Program revenues supported 35.87% of the total governmental expenses.

Overall, expenses of the governmental activities remained relatively consistent, increasing \$221,557 or 0.60%.

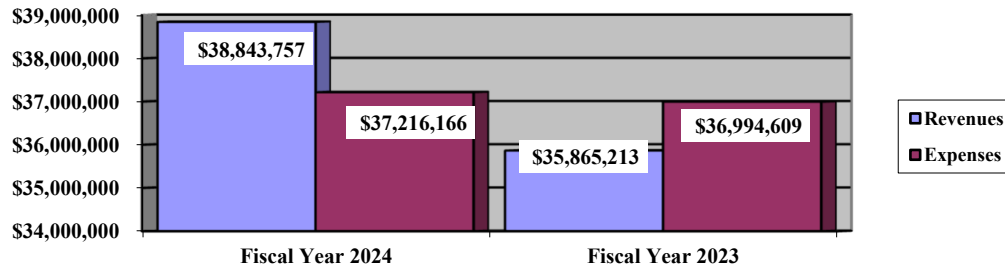
The primary sources of revenue for governmental activities are derived from property taxes, operating grants and contributions, and unrestricted grants and entitlements from the State. These revenue sources account for 63.67% of total governmental revenue. The largest increases in revenues were in the operating grants and contributions and unrestricted grants and entitlements which increased \$2,148,929 and \$1,190,135, respectively. These increases were the result of increased grant funding compared to the prior fiscal year.

**EAST LIVERPOOL CITY SCHOOL DISTRICT
COLUMBIANA COUNTY, OHIO**

**MANAGEMENT'S DISCUSSION AND ANALYSIS
FOR THE FISCAL YEAR ENDED JUNE 30, 2024**

The graph below presents the District's governmental activities revenue and expenses for fiscal years 2024 and 2023.

Governmental Activities - Revenues and Expenses



The statement of activities shows the cost of program services and the charges for services and grants offsetting those services. The following table shows, for governmental activities, the total cost of services and the net cost of services. That is, it identifies the cost of these services supported by tax revenue and unrestricted state grants and entitlements.

Governmental Activities

	Total Cost of Services <u>2024</u>	Net Cost of Services <u>2024</u>	Total Cost of Services <u>2023</u>	Net Cost of Services <u>2023</u>
Program expenses				
Instruction:				
Regular	\$ 13,183,641	\$ 11,679,174	\$ 13,575,225	\$ 11,904,245
Special	6,020,215	1,385,285	5,661,885	3,566,894
Vocational	1,267,536	840,037	1,269,450	921,371
Adult/continuing	700	192	412	87
Other	1,608,876	94,282	1,366,782	182,659
Support services:				
Pupil	2,341,546	1,269,225	2,344,814	1,244,867
Instructional staff	874,385	724,169	933,830	638,935
Board of education	117,061	117,061	233,088	233,088
Administration	1,885,537	1,653,973	1,902,745	1,691,099
Fiscal	665,062	665,062	697,827	697,827
Operations and maintenance	4,779,310	3,975,470	4,746,506	2,578,502
Pupil transportation	1,507,954	688,652	1,566,951	1,238,888
Central	240,101	131,941	200,517	76,519
Operations of non-instructional services:				
Food service operations	1,618,198	19,453	1,631,962	72,267
Other non-instructional services	148,475	70,707	161,889	94,949
Extracurricular activities	769,541	363,314	669,415	347,742
Interest and fiscal charges	188,028	188,028	31,311	31,311
Total	\$ 37,216,166	\$ 23,866,025	\$ 36,994,609	\$ 25,521,250

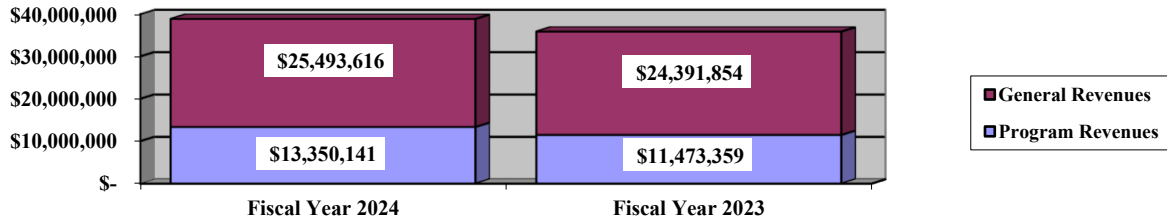
The dependence upon tax and other general revenues for governmental activities is apparent as 63.40% of instruction activities are supported through taxes and other general revenues. For all governmental activities, general revenue support is 64.13%. The District's taxpayers and unrestricted grants and entitlements are the primary support for District's students.

**EAST LIVERPOOL CITY SCHOOL DISTRICT
COLUMBIANA COUNTY, OHIO**

**MANAGEMENT'S DISCUSSION AND ANALYSIS
FOR THE FISCAL YEAR ENDED JUNE 30, 2024**

The graph below presents the District's governmental activities revenue for fiscal years 2024 and 2023.

Governmental Activities - General and Program Revenues



The District's Funds

The District's governmental funds reported a combined fund balance of \$11,812,562, which is higher than last year's total of \$9,957,665. The schedule below indicates the fund balance and the total change in fund balance as of June 30, 2024 and 2023.

	Fund Balance June 30, 2024	Fund Balance June 30, 2023	Change	Percentage Change
General fund	\$ 7,861,845	\$ 4,319,004	\$ 3,542,841	82.03 %
ESSER fund	-	8,119	(8,119)	- %
Other governmental funds	3,950,717	5,630,542	(1,679,825)	(29.83) %
Total	<u>\$ 11,812,562</u>	<u>\$ 9,957,665</u>	<u>\$ 1,854,897</u>	18.63 %

General Fund

During fiscal year 2024, the District's general fund balance increased \$3,542,841.

The table that follows assists in illustrating the financial activities of the general fund.

	2024 Amount	2023 Amount	Change	Percentage Change
<u>Revenues</u>				
Property taxes	\$ 4,970,282	\$ 5,069,127	\$ (98,845)	(1.95) %
Tuition	160,827	113,954	46,873	41.13 %
Earnings on investments	659,375	333,878	325,497	97.49 %
Intergovernmental	23,213,144	21,470,468	1,742,676	8.12 %
Other revenues	65,433	298,778	(233,345)	(78.10) %
Total	<u>\$ 29,069,061</u>	<u>\$ 27,286,205</u>	<u>\$ 1,782,856</u>	6.53 %
<u>Expenditures</u>				
Instruction	\$ 15,675,998	\$ 16,807,298	\$ (1,131,300)	(6.73) %
Support services	9,172,986	8,315,203	857,783	10.32 %
Non-instructional services	1,098	1,046	52	4.97 %
Extracurricular activities	375,645	339,250	36,395	10.73 %
Capital outlay	4,013	-	4,013	100.00 %
Debt service	296,480	305,588	(9,108)	(2.98) %
Total	<u>\$ 25,526,220</u>	<u>\$ 25,768,385</u>	<u>\$ (242,165)</u>	(0.94) %

**EAST LIVERPOOL CITY SCHOOL DISTRICT
COLUMBIANA COUNTY, OHIO**

**MANAGEMENT'S DISCUSSION AND ANALYSIS
FOR THE FISCAL YEAR ENDED JUNE 30, 2024**

Revenues of the general fund increased \$1,782,856 or 6.53%. The most significant increases were in the areas of earnings on investments and intergovernmental revenue. These increases were the result of more favorable interest rates on investments and the State's adjustment to the funding formula.

Expenditures decreased \$242,165 or 0.94%. The largest decrease was in the area of instruction. Instruction decreased primarily due to the District paying less wages and benefits from the general fund.

General Fund Budgeting Highlights

The District's budget is prepared according to Ohio law and is based on accounting for certain transactions on a basis of cash receipts, disbursements and encumbrances. The most significant budgeted fund is the general fund.

During the course of fiscal year 2024, the District amended its general fund estimated revenue budget several times. For the general fund, original and final budgeted revenues were \$25,010,211. Actual revenues of \$28,997,440 were \$3,987,229 more than the final budgeted amounts.

General fund actual expenditures plus other financing uses of \$25,475,045 were \$66,781 higher than final appropriations (appropriated expenditures plus other financing uses) of \$25,408,264. Original appropriations (appropriated expenditures plus other financing sources) were \$23,114,392.

Capital Assets and Debt Administration

Capital Assets

At the end of fiscal year 2024, the District had \$38,547,323 invested in land, land improvements, buildings and improvements, furniture and fixtures, vehicles, and intangible right to use assets. This entire amount is reported in governmental activities. The table that follows shows June 30, 2024 balances compared to June 30, 2023. The balance at June 30, 2023 has been restated as described in Note 8.

**Capital Assets at June 30
(Net of Depreciation/Amortization)**

	<u>Governmental Activities</u>	
	<u>2024</u>	Restated <u>2023</u>
Land	\$ 46,225	\$ 46,225
Land improvements	2,406,543	2,649,822
Buildings and improvements	33,778,245	35,172,492
Furniture and fixtures	1,003,619	807,575
Vehicles	1,312,691	918,215
Intangible right to use assets	-	3,181
Total	<u>\$ 38,547,323</u>	<u>\$ 39,597,510</u>

Capital assets decreased \$1,050,187. The District had additions of \$934,228, depreciation/amortization of \$1,977,108, and disposals of \$7,307 (net of accumulated depreciation/amortization) during fiscal year 2024.

See Note 8 to the basic financial statements for detail on the District's capital assets.

**EAST LIVERPOOL CITY SCHOOL DISTRICT
COLUMBIANA COUNTY, OHIO**

**MANAGEMENT'S DISCUSSION AND ANALYSIS
FOR THE FISCAL YEAR ENDED JUNE 30, 2024**

Debt Administration

At June 30, 2024 the District had \$2,482,257 in notes payable outstanding. Of this total, \$457,563 is due within one year and \$2,024,694 is due in more than one year.

The table below summarizes the long-term obligations outstanding. The notes payable - financed purchase balance has been restated as described in Note 10.

	Outstanding Debt, at Year End	
	Governmental Activities <u>2024</u>	Restated Governmental Activities <u>2023</u>
Notes payable - financed purchase	\$ 2,482,257	\$ 2,926,340
Leases payable	<u>-</u>	<u>4,575</u>
Total	<u>\$ 2,482,257</u>	<u>\$ 2,930,915</u>

See Note 10 to the basic financial statements for detail on the District's debt administration.

Current Issues

The district is financially responsible for educating approximately 1842 students, grades PK-12. During fiscal year 2023-2024, 1842 of those students were educated at the district's five schools housed in four physical plants compared with 1825 students in the prior fiscal year, a decrease of 17 students or about 1%. The rest were educated either by other school districts in the State, mostly through open enrollment, or at community schools in accordance with State law. The enrollment pattern in recent years has been mixed, albeit relatively stable.

Academic improvement is a critical issue for the district. To improve its academic standing, the district is actively involved in the Ohio Improvement Process. The sub-divisions of the Ohio Improvement Process consist of a District Leadership Team (DLT) with personnel from Board Members, Teaching Staff and Administration who meet quarterly; a Building Leadership Team (BLT) consisting of Build Administration and Building Staff who meet monthly; and Teacher Based Teams (TBT) who also meet monthly.

East Liverpool is in southeastern Columbiana County and is one of the major cities in what the U.S. Census Bureau defines as the East Liverpool-Salem Micropolitan Area. The district comprises approximately 14 square miles located in the City of East Liverpool, Liverpool Township, and all small portion of St. Clair Township. Columbiana County is one of 22 designated in Ohio's Appalachian region by the federal government. This is indicative of the region's socio-economic challenges. Public and nonprofit employers, including the District and East Liverpool City Hospital, are the major employers within the district.

The district provides free breakfast and lunch to 100% of its students due to being part of the Community Eligibility Program with the State. Due to the socio-economic status within the district, all buildings are qualified for this program to provide free breakfast and lunch.

Socio-economic issues in the community cause the district to confront several educational issues. Approximately 19% of East Liverpool students qualify for special education services. This compares to an average of 14% for Ohio's school age population. The district also commits substantial resources to pre-school, after-school programs, summer programs, and other efforts to help students succeed academically.

In terms of school funding, the district is heavily dependent on State financial support. Approximately 70% of the funds for day-to-day school operations are provided by the State of Ohio. This funding is subject to the biennial appropriation of the Ohio General Assembly.

**EAST LIVERPOOL CITY SCHOOL DISTRICT
COLUMBIANA COUNTY, OHIO**

**MANAGEMENT'S DISCUSSION AND ANALYSIS
FOR THE FISCAL YEAR ENDED JUNE 30, 2024**

The district currently has strong reserves to withstand any possible financial difficulties. As of June 30, 2024, cash reserves were approximately \$8 million. This reserve amounts to a 60-day cushion in operating cash reserves. The current Five-Year Financial Forecast projects stable cash reserves for the coming school year but declining reserves for the balance of the forecast period. The Board of Education and administration are working together to chart the best future courses of action to address long-term financial challenges.

The district currently operates five school units: LaCroft Elementary (grades K-4), North Elementary (grades K-4), Westgate Elementary (grades PK, 5-6), East Liverpool Junior High School (grades 7-8) and East Liverpool High School (grades 9-12).

Seeking to address socio-economic issues at an early age, the School District has expanded preschool programs, which operate from the Westgate facility.

The district's physical capital assets, including property physical plant and equipment total approximately \$115 million before adjustments for depreciation.

Contacting the District's Financial Management

This financial report is designed to provide our citizens, taxpayers, investors and creditors with a general overview of the District's finances and to show the District's accountability for the money it receives. If you have questions about this report or need additional financial information contact Mr. Anson Wiegand, Treasurer, East Liverpool City School District, 810 West Eighth Street, East Liverpool, Ohio, 43920 or telephone (330) 385-7132.

THIS PAGE IS INTENTIONALLY LEFT BLANK

**EAST LIVERPOOL CITY SCHOOL DISTRICT
COLUMBIANA COUNTY, OHIO**

STATEMENT OF NET POSITION
JUNE 30, 2024

	Governmental Activities
Assets:	
Equity in pooled cash and cash equivalents	\$ 15,080,275
Cash and cash equivalents with fiscal agent	1,857,378
Cash in segregated accounts	27,036
Receivables:	
Property taxes	6,289,951
Accrued interest	8,473
Intergovernmental	855,421
Prepayments	40,384
Inventory held for resale	42,111
Net OPEB asset	1,901,259
Capital assets:	
Nondepreciable capital assets	46,225
Depreciable capital assets, net	38,501,098
Capital assets, net	<u>38,547,323</u>
Total assets	<u>64,649,611</u>
Deferred outflows of resources:	
Pension	5,309,601
OPEB	1,038,978
Total deferred outflows of resources	<u>6,348,579</u>
Liabilities:	
Accounts payable	471,291
Accrued wages and benefits payable	2,965,448
Compensated absences payable	26,433
Intergovernmental payable	474,281
Pension and post employment benefits payable	457,685
Accrued interest payable	64,035
Unearned revenue	107,904
Claims payable	960,101
Accrued vacation leave payable	127,260
Long-term liabilities:	
Due within one year	568,742
Due in more than one year:	
Net pension liability	26,516,247
Net OPEB liability	1,682,655
Other amounts due in more than one year	<u>3,341,940</u>
Total liabilities	<u>37,764,022</u>
Deferred inflows of resources:	
Property taxes levied for the next fiscal year	5,334,156
Pension	1,803,823
OPEB	<u>3,005,327</u>
Total deferred inflows of resources	<u>10,143,306</u>
Net position:	
Net investment in capital assets	36,065,066
Restricted for:	
OPEB	1,901,259
Classroom facilities maintenance	1,005,931
Federally funded programs	3,857
Food service operations	1,310,875
Student activities	110,838
Other purposes	98,001
Unrestricted (deficit)	<u>(17,404,965)</u>
Total net position	<u>\$ 23,090,862</u>

SEE ACCOMPANYING NOTES TO THE BASIC FINANCIAL STATEMENTS

**EAST LIVERPOOL CITY SCHOOL DISTRICT
COLUMBIANA COUNTY, OHIO**

STATEMENT OF ACTIVITIES
FOR THE FISCAL YEAR ENDED JUNE 30, 2024

		Program Revenues		Net (Expense) Revenue and Changes in Net Position Governmental Activities
	Expenses	Charges for Services and Sales	Operating Grants and Contributions	
Governmental activities:				
Instruction:				
Regular	\$ 13,183,641	\$ 6,133	\$ 1,498,334	\$ (11,679,174)
Special	6,020,215	155,103	4,479,827	(1,385,285)
Vocational	1,267,536	63	427,436	(840,037)
Adult/continuing	700	98	410	(192)
Other	1,608,876	-	1,514,594	(94,282)
Support services:				
Pupil	2,341,546	-	1,072,321	(1,269,225)
Instructional staff	874,385	-	150,216	(724,169)
Board of education	117,061	-	-	(117,061)
Administration	1,885,537	27,097	204,467	(1,653,973)
Fiscal	665,062	-	-	(665,062)
Operations and maintenance	4,779,310	972	802,868	(3,975,470)
Pupil transportation	1,507,954	-	819,302	(688,652)
Central	240,101	-	108,160	(131,941)
Operation of non-instructional services:				
Food service operations	1,618,198	82,981	1,515,764	(19,453)
Other non-instructional services	148,475	-	77,768	(70,707)
Extracurricular activities	769,541	293,701	112,526	(363,314)
Interest and fiscal charges	188,028	-	-	(188,028)
Totals	\$ 37,216,166	\$ 566,148	\$ 12,783,993	(23,866,025)
General revenues:				
Property taxes levied for:				
General purposes				4,842,727
Classroom facilities maintenance				70,732
Grants and entitlements not restricted				
to specific programs				19,818,995
Investment earnings				734,905
Miscellaneous				26,257
Total general revenues				<u>25,493,616</u>
Change in net position				1,627,591
Net position at beginning of year				<u>21,463,271</u>
Net position at end of year				<u><u>\$ 23,090,862</u></u>

SEE ACCOMPANYING NOTES TO THE BASIC FINANCIAL STATEMENTS

**EAST LIVERPOOL CITY SCHOOL DISTRICT
COLUMBIANA COUNTY, OHIO**

BALANCE SHEET
GOVERNMENTAL FUNDS
JUNE 30, 2024

	General	Elementary and Secondary School Emergency	Nonmajor Governmental Funds	Total Governmental Funds
Assets:				
Equity in pooled cash and cash equivalents	\$ 10,493,688	\$ -	\$ 4,586,587	\$ 15,080,275
Cash in segregated accounts	27,036	-	-	27,036
Receivables:				
Property taxes	6,199,783	-	90,168	6,289,951
Accrued interest	8,473	-	-	8,473
Intergovernmental	12,835	382,751	459,835	855,421
Prepayments	32,349	-	8,035	40,384
Inventory held for resale	-	-	42,111	42,111
Due from other funds	485,700	-	-	485,700
Total assets	<u>\$ 17,259,864</u>	<u>\$ 382,751</u>	<u>\$ 5,186,736</u>	<u>\$ 22,829,351</u>
Liabilities:				
Accounts payable	\$ 85,654	\$ 2,436	\$ 383,201	\$ 471,291
Accrued wages and benefits payable	2,610,163	57,040	298,245	2,965,448
Compensated absences payable	14,084	-	12,349	26,433
Intergovernmental payable	457,267	651	16,363	474,281
Pension and postemployment benefits payable	393,750	9,362	54,573	457,685
Due to other funds	-	313,262	172,438	485,700
Unearned revenue	-	-	107,904	107,904
Total liabilities	<u>3,560,918</u>	<u>382,751</u>	<u>1,045,073</u>	<u>4,988,742</u>
Deferred inflows of resources:				
Property taxes levied for the next fiscal year	5,257,352	-	76,804	5,334,156
Delinquent property tax revenue not available	558,441	-	7,847	566,288
Intergovernmental revenue not available	12,835	-	106,295	119,130
Accrued interest not available	8,473	-	-	8,473
Total deferred inflows of resources	<u>5,837,101</u>	<u>-</u>	<u>190,946</u>	<u>6,028,047</u>
Fund balances:				
Nonspendable:				
Prepays	32,349	-	8,035	40,384
Unclaimed monies	76,010	-	-	76,010
Restricted:				
Classroom facilities maintenance	-	-	990,049	990,049
Food service operations	-	-	1,336,208	1,336,208
Federally funded programs	-	-	3,857	3,857
Extracurricular programs	-	-	110,838	110,838
Other purposes	-	-	21,991	21,991
Committed:				
Capital projects	-	-	1,586,034	1,586,034
Assigned:				
Student instruction	14,686	-	-	14,686
Student and staff support	163,916	-	-	163,916
Unassigned (deficit)	7,574,884	-	(106,295)	7,468,589
Total fund balances	<u>7,861,845</u>	<u>-</u>	<u>3,950,717</u>	<u>11,812,562</u>
Total liabilities, deferred inflows and fund balances	<u>\$ 17,259,864</u>	<u>\$ 382,751</u>	<u>\$ 5,186,736</u>	<u>\$ 22,829,351</u>

SEE ACCOMPANYING NOTES TO THE BASIC FINANCIAL STATEMENTS

**EAST LIVERPOOL CITY SCHOOL DISTRICT
COLUMBIANA COUNTY, OHIO**

**RECONCILIATION OF TOTAL GOVERNMENTAL FUND BALANCES TO
NET POSITION OF GOVERNMENTAL ACTIVITIES
JUNE 30, 2024**

Total governmental fund balances		\$ 11,812,562
<i>Amounts reported for governmental activities on the statement of net position are different because:</i>		
Capital assets used in governmental activities are not financial resources and therefore are not reported in the funds.		38,547,323
Other long-term assets are not available to pay for current period expenditures and therefore are deferred inflows in the funds.		
Property taxes receivable	\$ 566,288	
Accrued interest receivable	8,473	
Intergovernmental receivable	119,130	
Total		693,891
An internal service fund is used by management to charge the costs of insurance to individual funds. The assets and liabilities of the internal service fund are included in governmental activities on the statement of net position.		897,277
Accrued interest payable is not due and payable in the current period and therefore is not reported in the funds.		(64,035)
The net pension/OPEB assets & liabilities are not due and payable in the current period; therefore, the assets, liabilities and related deferred inflows/outflows are not reported in governmental funds.		
Deferred outflows - pension	5,309,601	
Deferred inflows - pension	(1,803,823)	
Net pension liability	(26,516,247)	
Deferred outflows - OPEB	1,038,978	
Deferred inflows - OPEB	(3,005,327)	
Net OPEB asset	1,901,259	
Net OPEB liability	(1,682,655)	
Total		(24,758,214)
Long-term liabilities are not due and payable in the current period and therefore are not reported in the funds.		
Notes payable - financed purchase	(2,482,257)	
Vacation payable	(127,260)	
Compensated absences	(1,428,425)	
Total		(4,037,942)
Net position of governmental activities		\$ 23,090,862

SEE ACCOMPANYING NOTES TO THE BASIC FINANCIAL STATEMENTS

**EAST LIVERPOOL CITY SCHOOL DISTRICT
COLUMBIANA COUNTY, OHIO**

STATEMENT OF REVENUES, EXPENDITURES AND CHANGES IN FUND BALANCES
GOVERNMENTAL FUNDS
FOR THE FISCAL YEAR ENDED JUNE 30, 2024

	General	Elementary and Secondary School Emergency	Nonmajor Governmental Funds	Total Governmental Funds
Revenues:				
Property taxes	\$ 4,970,282	\$ -	\$ 72,541	\$ 5,042,823
Intergovernmental	23,213,144	5,207,381	4,063,488	32,484,013
Investment earnings	659,375	-	-	659,375
Tuition and fees	160,827	-	-	160,827
Extracurricular	26,744	-	294,624	321,368
Rental income	743	-	-	743
Charges for services	-	-	83,210	83,210
Contributions and donations	14,275	-	29,417	43,692
Miscellaneous	23,671	-	305	23,976
Total revenues	<u>29,069,061</u>	<u>5,207,381</u>	<u>4,543,585</u>	<u>38,820,027</u>
Expenditures:				
Current:				
Instruction:				
Regular	10,339,888	1,177,830	351,841	11,869,559
Special	4,104,894	1,701,277	324,613	6,130,784
Vocational	1,205,917	-	72,943	1,278,860
Adult/continuing	-	-	700	700
Other	25,299	339,990	1,171,781	1,537,070
Support services:				
Pupil	1,626,978	260,064	438,169	2,325,211
Instructional staff	718,699	74,327	100,048	893,074
Board of education	117,426	-	-	117,426
Administration	1,681,548	67,655	125,540	1,874,743
Fiscal	672,470	-	1,846	674,316
Operations and maintenance	2,823,793	796,280	1,238,075	4,858,148
Pupil transportation	1,398,969	616,400	85	2,015,454
Central	133,103	98,325	9,988	241,416
Operation of non-instructional services				
Food service operations	-	-	1,610,504	1,610,504
Other non-instructional services	1,098	-	147,418	148,516
Extracurricular activities	375,645	83,352	307,100	766,097
Facilities acquisition and construction	4,013	-	43,233	47,246
Debt service:				
Principal retirement	275,245	-	173,413	448,658
Interest and fiscal charges	21,235	-	106,113	127,348
Total expenditures	<u>25,526,220</u>	<u>5,215,500</u>	<u>6,223,410</u>	<u>36,965,130</u>
Excess (deficiency) of revenues over (under) expenditures	<u>3,542,841</u>	<u>(8,119)</u>	<u>(1,679,825)</u>	<u>1,854,897</u>
Net change in fund balances	3,542,841	(8,119)	(1,679,825)	1,854,897
Fund balances at beginning of year	4,319,004	8,119	5,630,542	9,957,665
Fund balances at end of year	<u>\$ 7,861,845</u>	<u>\$ -</u>	<u>\$ 3,950,717</u>	<u>\$ 11,812,562</u>

SEE ACCOMPANYING NOTES TO THE BASIC FINANCIAL STATEMENTS

**EAST LIVERPOOL CITY SCHOOL DISTRICT
COLUMBIANA COUNTY, OHIO**

**RECONCILIATION OF THE STATEMENT OF REVENUES, EXPENDITURES
AND CHANGES IN FUND BALANCES OF GOVERNMENTAL FUNDS
TO THE STATEMENT OF ACTIVITIES
FOR THE FISCAL YEAR ENDED JUNE 30, 2024**

Net change in fund balances - total governmental funds	\$	1,854,897
<i>Amounts reported for governmental activities in the statement of activities are different because:</i>		
Governmental funds report capital outlays as expenditures. However, in the statement of activities, the cost of those assets is allocated over their estimated useful lives as depreciation/amortization expense.		
Capital asset additions	\$ 934,228	
Current year depreciation/amortization	(1,977,108)	
Total		(1,042,880)
The net effect of various miscellaneous transactions involving capital assets (i.e., sales, disposals, trade-ins, and donations) is to decrease net position.		(7,307)
Revenues in the statement of activities that do not provide current financial resources are not reported as revenues in the funds.		
Property taxes	(129,364)	
Earnings on investments	5,943	
Intergovernmental	71,932	
Total		(51,489)
Repayment of lease and note principal is an expenditure in the governmental funds, but the repayment reduces long-term liabilities on the statement of net position.		448,658
In the statement of activities, interest is accrued on outstanding bonds, whereas in governmental funds, an interest expenditure is reported when due. The following items resulted in additional interest being reported in the statement of activities:		
Change in accrued interest payable		(60,680)
Contractually required contributions are reported as expenditures in governmental funds; however, the statement of net position reports these amounts as deferred outflows.		
Pension	2,534,762	
OPEB	67,849	
Total		2,602,611
Except for amounts reported as deferred inflows/outflows, changes in the net pension/OPEB liability/asset are reported as pension/OPEB expense in the statement of activities.		
Pension	(2,145,490)	
OPEB	300,924	
Total		(1,844,566)
Some expenses reported in the statement of activities, such as compensated absences, do not require the use of current financial resources and therefore are not reported as expenditures in governmental funds.		
Compensated absences	(227,971)	
Vacation payable	(5,531)	
Total		(233,502)
An internal service fund used by management to charge the costs of insurance to individual funds is not reported in the district-wide statement of activities. Governmental fund expenditures and the related internal service fund revenues are eliminated. The net revenue (expense) of the internal service fund is allocated among the governmental activities.		(38,151)
Change in net position of governmental activities	\$	1,627,591

SEE ACCOMPANYING NOTES TO THE BASIC FINANCIAL STATEMENTS

**EAST LIVERPOOL CITY SCHOOL DISTRICT
COLUMBIANA COUNTY, OHIO**

STATEMENT OF NET POSITION
PROPRIETARY FUND
JUNE 30, 2024

	Governmental Activities - Internal Service Fund
Assets:	
Current assets:	
Cash and cash equivalents with fiscal agent	\$ 1,857,378
Total current assets	<u>1,857,378</u>
Liabilities:	
Current liabilities:	
Claims payable	<u>960,101</u>
Total current liabilities	<u>960,101</u>
Net position:	
Unrestricted	<u>897,277</u>
Total net position	<u><u>\$ 897,277</u></u>

SEE ACCOMPANYING NOTES TO THE BASIC FINANCIAL STATEMENTS

**EAST LIVERPOOL CITY SCHOOL DISTRICT
COLUMBIANA COUNTY, OHIO**

STATEMENT OF REVENUES, EXPENSES AND
CHANGES IN NET POSITION
PROPRIETARY FUND
FOR THE FISCAL YEAR ENDED JUNE 30, 2024

	Governmental Activities - Internal Service Fund
Operating revenues:	
Charges for services	\$ 6,859,065
Other	308,126
Total operating revenues	<u>7,167,191</u>
Operating expenses:	
Purchased services	1,917,371
Claims	<u>5,357,558</u>
Total operating expenses	<u>7,274,929</u>
Operating loss	<u>(107,738)</u>
Nonoperating revenues:	
Interest revenue	<u>69,587</u>
Total nonoperating revenues	<u>69,587</u>
Change in net position	(38,151)
Net position at beginning of year	<u>935,428</u>
Net position at end of year	<u><u>\$ 897,277</u></u>

SEE ACCOMPANYING NOTES TO THE BASIC FINANCIAL STATEMENTS

**EAST LIVERPOOL CITY SCHOOL DISTRICT
COLUMBIANA COUNTY, OHIO**

**STATEMENT OF CASH FLOWS
PROPRIETARY FUND
FOR THE FISCAL YEAR ENDED JUNE 30, 2024**

	Governmental Activities - Internal Service Fund
Cash flows from operating activities:	
Cash received from charges for services	\$ 6,859,065
Cash received from other operations	308,126
Cash payments for contracutal services	(1,917,371)
Cash payments for claims	(5,364,291)
	<u>(114,471)</u>
Net cash used in operating activities	<u>(114,471)</u>
Cash flows from investing activities:	
Interest received	<u>69,587</u>
Net cash provided by investing activities	<u>69,587</u>
Net change in cash and cash cash equivalents	(44,884)
Cash and cash equivalents at beginning of year	<u>1,902,262</u>
Cash and cash equivalents at end of year	<u><u>\$ 1,857,378</u></u>
Reconciliation of operating loss to net cash used in operating activities:	
Operating loss	\$ (107,738)
Changes in assets and liabilities:	
Claims payable	<u>(6,733)</u>
Net cash used in operating activities	<u><u>\$ (114,471)</u></u>

SEE ACCOMPANYING NOTES TO THE BASIC FINANCIAL STATEMENTS

THIS PAGE IS INTENTIONALLY LEFT BLANK

**EAST LIVERPOOL CITY SCHOOL DISTRICT
COLUMBIANA COUNTY, OHIO**

**NOTES TO THE BASIC FINANCIAL STATEMENTS
FOR THE FISCAL YEAR ENDED JUNE 30, 2024**

NOTE 1 - DESCRIPTION OF THE SCHOOL DISTRICT

East Liverpool City School District (the "District") is a body politic and corporate established for the purpose of exercising the rights and privileges conveyed to it by the Constitution and laws of the State of Ohio.

The District operates under a locally-elected five member Board and provides educational services as mandated by State and Federal agencies. The District currently operates five instructional buildings, one administrative office and one bus garage.

The District was established in 1864 through the consolidation of existing land areas and Districts. The District serves an area of approximately 14 square miles. It is located in Columbiana County and includes all of the City of East Liverpool, all of Liverpool Township and a portion of Saint Clair Township.

NOTE 2 - SUMMARY OF SIGNIFICANT ACCOUNTING POLICIES

The basic financial statements of the District have been prepared in conformity with accounting principles generally accepted in the United States of America (GAAP) as applied to governmental units. The Governmental Accounting Standards Board (GASB) is the accepted standard-setting entity for establishing governmental accounting and financial reporting principles.

The District's significant accounting policies are described below.

A. Reporting Entity

A reporting entity is comprised of the primary government, component units and other organizations that are included to ensure that the financial statements of the District are not misleading. The primary government consists of all funds, departments, boards and agencies that are not legally separate from the District. For East Liverpool City School District, this includes the agencies and departments that provide the following services: general operations, food service, preschool, childcare and student related activities of the District.

Component units are legally separate organizations for which the District is financially accountable. The District is financially accountable for an organization if the District appoints a voting majority of the organization's Governing Board and (1) the District is able to significantly influence the programs or services performed or provided by the organization; or (2) the District is legally entitled to or can otherwise access the organization's resources; or (3) the District is legally obligated or has otherwise assumed the responsibility to finance the deficits of, or provide financial support to, the organization; or (4) the District is obligated for the debt of the organization. Component units may also include organizations that are fiscally dependent on the District in that the District approves the budget, the issuance of debt or the levying of taxes. The District has no component units.

The following activities are included within the reporting entity:

Non-Public Schools

Within the District boundaries, American Spirit Academy is operated through the Ohio Department of Education. Current State legislation provides funding to this parochial school. These monies are received and disbursed on behalf of the parochial schools by the Treasurer of the District, as directed by the parochial schools. These transactions are reported in a special revenue fund and as a governmental activity of the District.

**EAST LIVERPOOL CITY SCHOOL DISTRICT
COLUMBIANA COUNTY, OHIO**

**NOTES TO THE BASIC FINANCIAL STATEMENTS
FOR THE FISCAL YEAR ENDED JUNE 30, 2024**

NOTE 2 - SUMMARY OF SIGNIFICANT ACCOUNTING POLICIES - (Continued)

The following organizations are described due to their relationship to the District:

JOINTLY GOVERNED ORGANIZATIONS

Area Cooperative Computerized Education Service System (ACCESS)

Area Cooperative Computerized Education Service System (ACCESS) is a computer network which provides data services to twenty-six school districts in Columbiana and Mahoning County, two educational service centers, twenty non-public schools and two Special Education Regional Resource Centers. The jointly governed organization was formed for the purpose of applying modern technology with the aid of computers and other electronic equipment to administrative and instructional functions among member districts. Each of the governments of these schools supports ACCESS based upon a per pupil charge. ACCESS is governed by an assembly consisting of the superintendents or other designees of the member school districts. The assembly exercises total control over the operation of ACCESS including budgeting, appropriating, contracting and designating management. All of ACCESS revenues are generated from charges for services and State funding. Financial information can be obtained by contacting the Treasurer at 439 Bev Road, Building #1 Youngstown, Ohio 44512. During the year ended June 30, 2024, the District paid \$116,838 for basic service charges to ACCESS.

The District also participates in a claims servicing pool, the Jefferson Health Plan, which is presented in Note 20.

B. Fund Accounting

The District's basic financial statements consist of government-wide statements, including a statement of net position and a statement of activities and fund financial statements which provide a more detailed level of financial information.

GOVERNMENTAL FUNDS

Governmental funds are those through which most governmental functions typically are financed. Governmental fund reporting focuses on the sources, uses and balances of current financial resources. Expendable assets are assigned to the various governmental funds according to the purposes for which they may or must be used. Current liabilities are assigned to the fund from which they will be paid. The difference between governmental fund assets and deferred outflows and liabilities and deferred inflows is reported as fund balance.

The following are the District's major governmental funds:

General Fund - The general fund is used to account for all financial resources, except those required to be accounted for in another fund. The general fund balance is available to the District for any purpose provided it is expended or transferred according to the general laws of Ohio.

Elementary and Secondary School Emergency Relief (ESSER) Fund - This fund is used to account for grants received from the federal government to provide emergency relief to school districts related to the COVID-19 pandemic.

**EAST LIVERPOOL CITY SCHOOL DISTRICT
COLUMBIANA COUNTY, OHIO**

**NOTES TO THE BASIC FINANCIAL STATEMENTS
FOR THE FISCAL YEAR ENDED JUNE 30, 2024**

NOTE 2 - SUMMARY OF SIGNIFICANT ACCOUNTING POLICIES - (Continued)

Other governmental funds of the District are used to account for:

Nonmajor special revenue funds - Special revenue funds are used to account for and report the proceeds of specific revenue sources that are restricted to expenditure for specified purposes other than debt service or capital projects.

Nonmajor capital projects funds - Capital projects funds are used to account for and report financial resources that are committed to expenditure for capital outlays, including the acquisition or construction of capital facilities and other capital assets.

PROPRIETARY FUND

Proprietary funds are used to account for the District's ongoing activities which are similar to those often found in the private sector. These funds use the economic resources management focus. The District has the following proprietary fund type:

Internal Service Fund - The internal service fund accounts for the financing of services provided by one department or agency to other departments or agencies of the District on a cost reimbursement basis. The District's only internal service fund accounts for a self-insurance program for employee healthcare and prescription drug benefits.

FIDUCIARY FUNDS

Fiduciary fund reporting focuses on net position and changes in net position. The fiduciary fund category is split into four classifications: pension trust funds, investment trust funds, private purpose trust funds and custodial funds. Trust funds are distinguished from custodial funds by the existence of a trust agreement or equivalent arrangements that have certain characteristics. Custodial funds are used to report fiduciary activities that are not required to be reported in a trust fund. The District has no fiduciary funds.

C. Basis of Presentation and Measurement Focus

Government-wide Financial Statements - The statement of net position and the statement of activities display information about the District as a whole. These statements include the financial activities of the primary government. The activity of the internal service fund is also eliminated to avoid "doubling up" revenues and expenses.

The government-wide statement of activities presents a comparison between direct expenses and program revenues for each function or program of the governmental activities of the District. Direct expenses are those that are specifically associated with a service, program or department and therefore clearly identifiable to a particular function. Program revenues include amounts paid by the recipient of goods or services offered by the program and grants and contributions that are restricted to meeting the operational or capital requirements of a particular program. Revenues not classified as program revenues are presented as general revenues of the District.

The government-wide financial statements are prepared using the economic resources measurement focus. All assets and deferred outflows of resources and all liabilities and deferred inflows of resources associated with the operation of the District are included on the statement of net position.

**EAST LIVERPOOL CITY SCHOOL DISTRICT
COLUMBIANA COUNTY, OHIO**

**NOTES TO THE BASIC FINANCIAL STATEMENTS
FOR THE FISCAL YEAR ENDED JUNE 30, 2024**

NOTE 2 - SUMMARY OF SIGNIFICANT ACCOUNTING POLICIES - (Continued)

Fund Financial Statements - Fund financial statements report detailed information about the District. The focus of governmental fund financial statements is on major funds rather than reporting funds by type. Each major fund is presented in a separate column and all nonmajor funds are aggregated into one column.

The accounting and financial reporting treatment applied to a fund is determined by its measurement focus. All governmental fund types are accounted for using a flow of current financial resources measurement focus. The financial statements for governmental funds are a balance sheet, which generally includes only current assets, deferred outflows of resources, current liabilities and deferred inflows of resources, and a statement of revenues, expenditures and changes in fund balances, which reports on the sources (i.e., revenues and other financing sources) and uses (i.e., expenditures and other financing uses) of current financial resources.

D. Basis of Accounting

Basis of accounting determines when transactions are recorded in the financial records and reported on the financial statements. Government-wide financial statements and proprietary statements are prepared using the accrual basis of accounting. Governmental funds use the modified accrual basis of accounting.

Revenues - Exchange and Non-exchange Transactions - Revenue resulting from exchange transactions, in which each party gives and receives essentially equal value, is recorded on the accrual basis when the exchange takes place. On a modified accrual basis, revenue is recorded in the fiscal year in which the resources are measurable and become available. Available means that the resources will be collected within the current fiscal year or are expected to be collected soon enough thereafter to be used to pay liabilities of the current fiscal year. For the District, available means expected to be received within sixty days of fiscal year-end.

Nonexchange transactions, in which the District receives value without directly giving equal value in return, include property taxes, grants, entitlements and donations. On an accrual basis, revenue from property taxes is recognized in the fiscal year for which the taxes are levied (see Note 6).

Revenue from grants, entitlements and donations is recognized in the fiscal year in which all eligibility requirements have been satisfied. Eligibility requirements include timing requirements, which specify the year when the resources are required to be used or the fiscal year when use is first permitted, matching requirements, in which the District must provide local resources to be used for a specified purpose, and expenditure requirements, in which the resources are provided to the District on a reimbursement basis. On a modified accrual basis, revenue from nonexchange transactions must also be available before it can be recognized.

Under the modified accrual basis, the following revenue sources are considered to be both measurable and available at fiscal year-end: property taxes available as an advance, tuition, grants, student fees and rentals.

Deferred Outflows of Resources and Deferred Inflows of Resources - In addition to assets, the government-wide statement of net position will report a separate section for deferred outflows of resources. Deferred outflows of resources represent a consumption of net assets that applies to a future period and will not be recognized as an outflow of resources (expense/expenditure) until then. See Notes 13 and 14 for deferred outflows of resources related to net pension liability and net OPEB liability/asset, respectively.

**EAST LIVERPOOL CITY SCHOOL DISTRICT
COLUMBIANA COUNTY, OHIO**

**NOTES TO THE BASIC FINANCIAL STATEMENTS
FOR THE FISCAL YEAR ENDED JUNE 30, 2024**

NOTE 2 - SUMMARY OF SIGNIFICANT ACCOUNTING POLICIES - (Continued)

In addition to liabilities, both the government-wide statement of net position and the governmental fund financial statements report a separate section for deferred inflows of resources. Deferred inflows of resources represent an acquisition of net assets that applies to a future period and will not be recognized as an inflow of resources (revenue) until that time. Deferred inflows of resources include property taxes and unavailable revenue. Property taxes represent amounts for which there is an enforceable legal claim as of June 30, 2024, but which were levied to finance fiscal year 2025 operations. These amounts have been recorded as a deferred inflow of resources on both the government-wide statement of net position and the governmental fund financial statements. Unavailable revenue is reported only on the governmental funds balance sheet, and represents receivables which will not be collected within the available period. Unavailable revenue includes, but is not limited to, delinquent property taxes and intergovernmental grants. These amounts are deferred and recognized as an inflow of resources in the period the amounts become available.

See Notes 13 and 14 for deferred inflows of resources related to net pension liability and net OPEB liability/asset, respectively. These deferred inflows of resources are only reported on the government-wide statement of net position.

Expenses/Expenditures - On the accrual basis of accounting, expenses are recognized at the time they are incurred. The entitlement value of donated commodities received during the year is reported in the fund financial statements as expenditures with a like amount reported as intergovernmental revenue.

The measurement focus of governmental fund accounting is on decreases in net financial resources (expenditures) rather than expenses. Expenditures are generally recognized in the accounting period in which the related fund liability is incurred, if measurable. Allocations of cost, such as depreciation and amortization, are not recognized in governmental funds.

E. Budgetary Data

The budgetary process is prescribed by provisions of the Ohio Revised Code and entails the preparation of budgetary documents within an established timetable. The major documents prepared are the tax budget, the certificate of estimated resources, and the appropriation resolution, all of which are prepared on the budgetary basis of accounting. The certificate of estimated resources and the appropriations resolution are subject to amendment throughout the year with the legal restriction that appropriations cannot exceed estimated resources, as certified. All funds are legally required to be budgeted and appropriated. The primary level of budgetary control is at the fund level for all funds. Any budgetary modifications at this level may only be made by resolution of the Board of Education.

Tax Budget: Prior to January 15, the Superintendent and the Treasurer submit to the Board of Education a proposed operating budget for the fiscal year commencing the following July 1. The budget includes proposed expenditures and the means of financing for all funds. Public hearings are publicized and conducted to obtain taxpayers' comments. The express purpose of this budget document is to reflect the need for existing (or increased) tax rates. By no later than January 20, the Board-adopted budget is filed with the Columbiana County Budget Commission for rate determination.

**EAST LIVERPOOL CITY SCHOOL DISTRICT
COLUMBIANA COUNTY, OHIO**

**NOTES TO THE BASIC FINANCIAL STATEMENTS
FOR THE FISCAL YEAR ENDED JUNE 30, 2024**

NOTE 2 - SUMMARY OF SIGNIFICANT ACCOUNTING POLICIES - (Continued)

Estimated Resources: Prior to April 1, the Board of Education accepts, by formal resolution, the tax rates as determined by the Budget Commission and receives the commission's certificate of estimated resources which states the projected revenue of each fund. On or before July 1, the District must revise its budget so that total contemplated expenditures from any fund during the ensuing year will not exceed the amount stated in the certificate of estimated resources. The revised budget then serves as the basis for the appropriation measure. On or before July 1, the certificate is amended to include any unencumbered cash balances from the preceding year. The certificate may be further amended during the year if projected increases or decreases in revenue are identified by the District Treasurer. The amounts reported in the budgetary statement reflect the amounts in the original and final amended certificates of estimated resources issued during fiscal year 2024.

Appropriations: Upon receipt from the County Auditor of an amended certificate of estimated resources based on final assessed values and tax rates or a certificate saying no new certificate is necessary, the annual appropriation resolution must be legally enacted by the Board of Education at the fund level, which is the legal level of budgetary control. Prior to the passage of the annual appropriation measure, the Board may pass a temporary appropriation measure to meet the ordinary expenses of the District. The appropriation resolution, by fund, must be within the estimated resources as certified by the County Budget Commission and the total of expenditures and encumbrances may not exceed the appropriation totals at any level of control. Any revisions that alter the total of any fund appropriation must be approved by the Board of Education. The Board may pass supplemental fund appropriations so long as the total appropriations by fund does not exceed the amounts set forth in the most recent certificate of estimated resources. Supplemental appropriations were legally enacted during fiscal year 2024.

The budget figures which appear in the statement of budgetary comparisons represent the original and final appropriation amounts, including all supplemental appropriations. Formal budgetary integration is employed as a management control device during the year for all funds consistent with statutory provisions.

Lapsing of Appropriations: At the close of each fiscal year, the unencumbered balance of each appropriation reverts to the respective fund from which it was appropriated and becomes subject to future appropriation. Encumbered appropriations are carried forward to the succeeding fiscal year and are not re-appropriated.

F. Cash and Investments

To improve cash management, cash received by the District is pooled in various bank accounts. Monies for all funds, including proprietary funds, are maintained in this pool. Individual fund integrity is maintained through the District's records. Each fund's interest in the pool is presented as "equity in pooled cash and cash equivalents" on the basic financial statements. A portion of cash and cash equivalents is held in an Employee Flex account and is recorded as "cash in segregated accounts".

Investments were limited to Federal Home Loan Bank (FHLB) securities, U.S. Treasury notes, negotiable CDs, commercial paper, a U.S. money market, and State Treasury Asset Reserve of Ohio (STAR Ohio). Except for nonparticipating investment contracts, investments are reported at fair value, which is based on quoted market prices. Nonparticipating investment contracts, such as nonnegotiable certificates of deposit and STAR Ohio, are reported at amortized cost.

The District invested in STAR Ohio. STAR Ohio (the State Treasury Asset Reserve of Ohio), is an investment pool managed by the State Treasurer's Office which allows governments within the State to pool their funds for investment purposes. STAR Ohio is not registered with the SEC as an investment company, but has adopted Governmental Accounting Standards Board (GASB), Statement No. 79, "Certain External Investment Pools and Pool Participants." The District measures their investment in STAR Ohio at the net asset value (NAV) per share provided by STAR Ohio. The NAV per share is calculated on an amortized cost basis that provides an NAV per share that approximates fair value.

**EAST LIVERPOOL CITY SCHOOL DISTRICT
COLUMBIANA COUNTY, OHIO**

**NOTES TO THE BASIC FINANCIAL STATEMENTS
FOR THE FISCAL YEAR ENDED JUNE 30, 2024**

NOTE 2 - SUMMARY OF SIGNIFICANT ACCOUNTING POLICIES - (Continued)

There were no limitations or restrictions on any participant withdrawals due to redemption notice periods, liquidity fees, or redemption gates. However, 24 hours notice in advance of all deposits and withdrawals exceeding \$100 million is encouraged. STAR Ohio reserves the right to limit the transaction to \$250 million, requiring the excess amount to be transacted the following business day(s), but only to the \$250 million limit. All accounts of the participant will be combined for these purposes.

Under existing Ohio statutes all investment earnings are assigned to the general fund unless statutorily required to be credited to a specific fund. Interest revenue credited to the general fund during fiscal year 2024 amounted to \$659,375 which includes \$269,323 assigned from other funds.

The District participates in the Jefferson Health Plan for self-insurance. These monies are held separate from the District's various bank accounts. The Jefferson County Educational Service Center serves as the fiscal agent for the insurance consortium.

For presentation on the basic financial statements, investments of the cash management pool and investments with original maturities of three months or less at the time they are purchased by the District are presented on the basic financial statements as "equity in pooled cash and cash equivalents."

An analysis of the District's investment account at year-end is provided in Note 4.

G. Capital Assets

General capital assets are those assets specifically related to governmental activities. These assets result from expenditures in the governmental funds. These assets are reported in the governmental activities column of the government-wide statement of net position, but are not reported in the fund financial statements.

All capital assets are capitalized at cost (or estimated historical cost) and updated for additions and retirements during the year. Donated capital assets are recorded at their acquisition values as of the date received. The District maintains a capitalization threshold of \$5,000. The District does not possess any infrastructure. Improvements are capitalized; the costs of normal maintenance and repairs that do not add to the value of the asset or materially extend an asset's life are not.

All reported capital assets except land are depreciated/amortized. Depreciation/amortization is computed using the straight-line method over the following useful lives:

<u>Description</u>	<u>Estimated Lives</u>
Land improvements	15 - 30 years
Buildings and improvements	20 - 40 years
Furniture and fixtures	5 - 20 years
Vehicles	5 years
Intangible right to use assets	5 years

The District is reporting intangible right to use assets related to leased equipment. The intangible assets are being amortized in a systematic and rational manner of the shorter of the lease term or the useful life of the underlying asset.

**EAST LIVERPOOL CITY SCHOOL DISTRICT
COLUMBIANA COUNTY, OHIO**

**NOTES TO THE BASIC FINANCIAL STATEMENTS
FOR THE FISCAL YEAR ENDED JUNE 30, 2024**

NOTE 2 - SUMMARY OF SIGNIFICANT ACCOUNTING POLICIES - (Continued)

H. Prepayments

Certain payments to vendors reflect the costs applicable to future accounting periods and are recorded as prepayments in both government-wide and fund financial statements. These items are reported as assets on the balance sheet using the consumption method. A current asset for the prepaid amounts is recorded at the time of the purchase and the expenditure/expense is reported in the year in which services are consumed. At fiscal year end, because prepayments are not available to finance future governmental fund expenditures, the fund balance is nonspendable on the fund financial statements by an amount equal to the carrying value of the asset.

I. Inventory

On government-wide and fund financial statements, inventories are presented at cost on a first-in, first-out basis and are expensed when used. Donated commodities are presented at their entitlement value. Inventories are accounted for using the consumption method.

On the fund financial statements, reported material and supplies inventory is equally offset by a nonspendable fund balance in the governmental funds which indicates that it does not constitute available spendable resources even though it is a component of net current assets.

J. Interfund Balances

Transfers between governmental activities on the government-wide statements are eliminated. Exchange transactions between funds are reported as revenues in the seller funds and as expenditures in the purchaser funds. Flows of cash or goods from one fund to another without a requirement for repayment are reported as interfund transfers. Interfund transfers are reported as other financing sources/uses in governmental funds. Repayments from funds responsible for particular expenditures to the funds that initially paid for them are not presented on the financial statements.

On fund financial statements, receivables and payables resulting from short-term interfund loans are classified as "interfund loans receivables/payables" and "due to/due from other funds". These amounts are eliminated in the governmental activities columns of the statement of net position.

K. Compensated Absences

The District reports compensated absences in accordance with the provisions of GASB Statement No. 16, *Accounting for Compensated Absences*. Vacation absences are accrued as a liability as the benefits are earned if the employees' rights to receive compensation are attributable to services already rendered and it is probable that the District will compensate the employees for the benefits through paid time off or some other means. Sick leave benefits are accrued as a liability using the termination method. An accrual for sick leave is made to the extent that it is probable that the benefits will result in termination payments. The liability is an estimate based on the District's past experience of making termination payments for sick leave.

The total liability for vacation and sick leave payments has been calculated using pay rates in effect at June 30, 2024, and reduced to the maximum payment allowed by labor contract and/or statute, plus any applicable additional salary related payments.

The entire compensated absences liability is reported on the government-wide financial statements.

For governmental fund financial statements, compensated absences are recognized as liabilities and expenditures as payments come due each period upon the occurrence of employee resignations and retirements.

**EAST LIVERPOOL CITY SCHOOL DISTRICT
COLUMBIANA COUNTY, OHIO**

**NOTES TO THE BASIC FINANCIAL STATEMENTS
FOR THE FISCAL YEAR ENDED JUNE 30, 2024**

NOTE 2 - SUMMARY OF SIGNIFICANT ACCOUNTING POLICIES - (Continued)

L. Pensions/Other Postemployment Benefits (OPEB)

For purposes of measuring the net pension/OPEB liability, net OPEB asset, deferred outflows of resources and deferred inflows of resources related pensions/OPEB and pension/OPEB expense, information about the fiduciary net position of the pension/OPEB plans and additions to/deductions from their fiduciary net position have been determined on the same basis as they are reported by the pension/OPEB plan. For this purpose, benefit payments (including refunds of employee contributions) are recognized when due and payable in accordance with the benefit terms. The pension/OPEB plans report investments at fair value.

M. Accrued Liabilities and Long-Term Obligations

All payables, accrued liabilities and long-term obligations are reported in the government-wide financial statements.

In general, governmental fund payables and accrued liabilities that, once incurred, are paid in a timely manner and in full from current financial resources, are reported as obligations of the funds. However, claims judgments and compensated absences that will be paid from governmental funds are reported as a liability in the fund financial statements only to the extent that they are due for payment during the current year. Bonds and capital leases are recognized as a liability on the governmental fund financial statements when due. Net pension/OPEB liability should be recognized in the governmental funds to the extent that benefit payments are due and payable and the pension/OPEB plan's fiduciary net position is not sufficient for payment of those benefits.

N. Fund Balance

In accordance with Governmental Accounting Standards Board Statement No. 54, *Fund Balance Reporting and Governmental Fund Type Definitions*, the District classifies its fund balance based on the purpose for which the resources were received, and the level of constraint placed on the resources.

The classifications are as follows:

Nonspendable - The nonspendable fund balance category includes amounts that cannot be spent because they are not in spendable form, or legally or contractually required to be maintained intact. The "not in spendable form" criterion includes items that are not expected to be converted to cash. It also includes the long-term amount of loans receivable, as well as property acquired for resale, unless the use of the proceeds from the collection of those receivables or from the sale of those properties is restricted, committed or assigned.

Restricted - Fund balance is reported as restricted when constraints placed on the use of resources are either externally imposed by creditors (such as through debt covenants), grantors, contributors or laws or regulations of other governments or is imposed by law through constitutional provisions.

Committed - The committed fund balance classification includes amounts that can be used only for the specific purposes imposed by a formal action (resolution) of the District Board of Education. Those committed amounts cannot be used for any other purpose unless the District Board of Education removes or changes the specified use by taking the same type of action (resolution) it employed to previously commit those amounts. Committed fund balance also incorporates contractual obligations to the extent that existing resources in the fund have been specifically committed for use in satisfying those contractual requirements.

**EAST LIVERPOOL CITY SCHOOL DISTRICT
COLUMBIANA COUNTY, OHIO**

**NOTES TO THE BASIC FINANCIAL STATEMENTS
FOR THE FISCAL YEAR ENDED JUNE 30, 2024**

NOTE 2 - SUMMARY OF SIGNIFICANT ACCOUNTING POLICIES - (Continued)

Assigned - Amounts in the assigned fund balance classification are intended to be used by the District for specific purposes but do not meet the criteria to be classified as restricted or committed. In governmental funds other than the general fund, assigned fund balance represents the remaining amount that is not restricted or committed. In the general fund, assigned amounts represent intended uses established by policies of the District Board of Education. The Board of Education has by resolution authorized the Treasurer to assign fund balance. The Board of Education may also assign fund balance as it does when appropriating fund balance to cover a gap between estimated revenue and appropriations in the subsequent year's appropriated budget.

Unassigned - Unassigned fund balance is the residual classification for the general fund and includes all spendable amounts not contained in the other classifications. In other governmental funds, the unassigned classification is used only to report a deficit balance resulting from overspending for specific purposes for which amounts had been restricted, committed or assigned.

The District applies restricted resources first when expenditures are incurred for purposes for which either restricted or unrestricted (committed, assigned and unassigned) amounts are available. Similarly, within unrestricted fund balance, committed amounts are reduced first followed by assigned and then unassigned amounts when expenditures are incurred for purposes for which amounts in any of the unrestricted fund balance classifications could be used.

O. Net Position

Net position represents the difference between assets and deferred outflows of resources and liabilities and deferred inflows of resources. Net investment in capital assets consists of capital assets, net of accumulated depreciation, reduced by the outstanding balances of any borrowings used for the acquisition, construction or improvement of those assets. Deferred outflows of resources and deferred inflows of resources that are attributable to the acquisition, construction or improvement of those assets or related debt also should be included in this component of net position. Net position is reported as restricted when there are limitations imposed on their use either through the enabling legislation adopted by the District or through external restrictions imposed by creditors, grantors or laws or regulations of other governments. At June 30, 2024, there was no net position restricted by enabling legislation.

The District applies restricted resources first when an expense is incurred for purposes for which both restricted and unrestricted net position is available.

P. Estimates

The preparation of the financial statements in conformity with generally accepted accounting principles requires management to make estimates and assumptions that affect the amounts reported in the financial statements and accompanying notes. Actual results may differ from those estimates.

Q. Interfund Activity

Exchange transactions between funds are reported as revenues in the seller funds and as expenditures/expenses in the purchaser funds. Flows of cash or goods from one fund to another without a requirement for repayment are reported as interfund transfers. Interfund transfers are reported as other financing sources/uses in governmental funds and after nonoperating revenues/expenses in the proprietary fund. Repayments from funds responsible for particular expenditures/expenses to the funds that initially paid for them are not presented on the basic financial statements.

**EAST LIVERPOOL CITY SCHOOL DISTRICT
COLUMBIANA COUNTY, OHIO**

**NOTES TO THE BASIC FINANCIAL STATEMENTS
FOR THE FISCAL YEAR ENDED JUNE 30, 2024**

NOTE 2 - SUMMARY OF SIGNIFICANT ACCOUNTING POLICIES - (Continued)

R. Operating Revenues and Expenses

Operating revenues are those revenues that are generated directly from the primary activities of the proprietary fund. For the District, these revenues are charges for services self-insurance programs. Operating expenses are necessary costs incurred to provide the goods or services that are the primary activity of the fund. All revenue and expenses not meeting these definitions are classified as nonoperating.

S. Fair Value

The District categorizes its fair value measurements within the fair value hierarchy established by generally accepted accounting principles. The hierarchy is based on the valuation inputs used to measure the fair value of the asset. Level 1 inputs are quoted prices in active markets for identical assets; Level 2 inputs are significant other observable inputs; Level 3 inputs are significant unobservable inputs.

T. Extraordinary and Special Items

Extraordinary items are transactions or events that are both unusual in nature and infrequent in occurrence. Special items are transactions or events that are within the control of the Board of Education and that are either unusual in nature or infrequent in occurrence. Neither type of transaction occurred during fiscal year 2024.

NOTE 3 - ACCOUNTABILITY AND COMPLIANCE

A. Change in Accounting Principles

For fiscal year 2024, the District has implemented certain paragraphs from GASB Implementation Guide No. 2021-1, certain paragraphs of GASB Statement No. 99, "*Omnibus 2022*", GASB Statement No. 100, "*Accounting Changes and Error Corrections - an amendment of GASB Statement No. 62*" and Implementation Guide No. 2023-1.

GASB Implementation Guide 2021-1 provides clarification on issues related to previously established GASB guidance. The implementation of GASB Implementation Guide 2021-1 did not have an effect on balances previously report by the District.

GASB Statement No. 99 is to enhance comparability in accounting and financial reporting and to improve the consistency of authoritative literature by addressing (1) practice issues that have been identified during implementation and application of certain GASB Statements and (2) accounting and financial reporting for financial guarantees. The implementation of GASB Statement No. 99 did not have an effect on the financial statements of the District.

GASB Statement No. 100 is to enhance accounting and financial reporting requirements for accounting changes and error corrections to provide more understandable, reliable, relevant, consistent, and comparable information for making decisions or assessing accountability. The implementation of GASB Statement No. 100 did not have an effect on the financial statements of the District.

GASB Implementation Guide 2023-1 provides clarification on issues related to previously established GASB guidance. The implementation of GASB Implementation Guide 2023-1 did not have an effect on the financial statements of the District.

**EAST LIVERPOOL CITY SCHOOL DISTRICT
COLUMBIANA COUNTY, OHIO**

**NOTES TO THE BASIC FINANCIAL STATEMENTS
FOR THE FISCAL YEAR ENDED JUNE 30, 2024**

NOTE 3 - ACCOUNTABILITY AND COMPLIANCE - (Continued)

B. Deficit Fund Balances

Fund balances at June 30, 2024 included the following individual fund deficits:

<u>Nonmajor governmental funds</u>	<u>Deficit</u>
Public School Preschool	\$ 31,514
Title I	64,655
Supporting Effective Instruction	10,126

The general fund is liable for any deficit in these funds and provides transfers when cash is required, not when accruals occur. The deficit fund balances resulted from adjustments for accrued liabilities.

NOTE 4 - DEPOSITS AND INVESTMENTS

State statutes classify monies held by the District into three categories.

Active deposits are public deposits necessary to meet current demands on the treasury. Such monies must be maintained either as cash in the District treasury, in commercial accounts payable or withdrawable on demand, including negotiable order of withdrawal (NOW) accounts, or in money market deposit accounts.

Inactive deposits are public deposits that the Board of Education has identified as not required for use within the current five year period of designation of depositories. Inactive deposits must either be evidenced by certificates of deposit maturing not later than the end of the current period of designation of depositories, or by savings or deposit accounts including, but not limited to, passbook accounts.

Interim deposits are deposits of interim monies. Interim monies are those monies which are not needed for immediate use, but which will be needed before the end of the current period of designation of depositories. Interim deposits must be evidenced by time certificates of deposit maturing not more than one year from the date of deposit or by savings or deposit accounts including passbook accounts.

Interim monies may be deposited or invested in the following securities:

1. United States Treasury Notes, Bills, Bonds, or any other obligation or security issued by the United States Treasury or any other obligation guaranteed as to principal and interest by the United States;
2. Bonds, notes, debentures, or any other obligations or securities issued by any federal government agency or instrumentality, including, but not limited to, the Federal National Mortgage Association, Federal Home Loan Bank, Federal Farm Credit Bank, Federal Home Loan Mortgage Corporation, and Government National Mortgage Association. All federal agency securities shall be direct issuances of federal government agencies or instrumentalities;
3. Written repurchase agreements in the securities listed above provided that the market value of the securities subject to the repurchase agreement must exceed the principal value of the agreement by at least 2% and be marked to market daily, and that the term of the agreement must not exceed thirty days;
4. Bonds and other obligations of the State of Ohio, and with certain limitations including a requirement for maturity within ten years from the date of settlement, bonds and other obligations of political subdivisions of the State of Ohio, if training requirements have been met;

**EAST LIVERPOOL CITY SCHOOL DISTRICT
COLUMBIANA COUNTY, OHIO**

**NOTES TO THE BASIC FINANCIAL STATEMENTS
FOR THE FISCAL YEAR ENDED JUNE 30, 2024**

NOTE 4 - DEPOSITS AND INVESTMENTS - (Continued)

5. Time certificates of deposit or savings or deposit accounts including, but not limited to, passbook accounts;
6. No-load money market mutual funds consisting exclusively of obligations described in items (1) and (2) above and repurchase agreements secured by such obligations, provided that investments in securities described in this division are made only through eligible institutions;
7. The State Treasurer's investment pool, the State Treasury Asset Reserve of Ohio (STAR Ohio and STAR Plus); and,
8. Certain bankers' acceptances (for a period not to exceed one hundred eighty days) and commercial paper notes (for a period not to exceed two hundred seventy days) in an amount not to exceed 40 percent of the interim monies available for investment at any one time if training requirements have been met.

Protection of the deposits is provided by the Federal Deposit Insurance Corporation (FDIC), by eligible securities pledged by the financial institution as security for repayment, or by the financial institutions participation in the Ohio Pooled Collateral System (OPCS), a collateral pool of eligible securities deposited with a qualified trustee and pledged to the Treasurer of State to secure the repayment of all public monies deposited in the financial institution.

Investments in stripped principal or interest obligations, reverse repurchase agreements and derivatives are prohibited. The issuance of taxable notes for the purpose of arbitrage, the use of leverage and short selling are also prohibited. Except as noted above, an investment must mature within five years from the date of purchase unless matched to a specific obligation or debt of the District, and must be purchased with the expectation that it will be held to maturity. Investments may only be made through specified dealers and institutions. Payment for investments may be made only upon delivery of the securities representing the investments to the Treasurer or, if the securities are not represented by a certificate, upon receipt of confirmation of transfer from the custodian.

A. Cash in Segregated Accounts

At fiscal year end, \$27,036 was maintained in a checking account that the District established for funds related to an Employee Flex account. This depository account is included in the total amount of "Deposits with Financial Institutions".

B. Deposits with Financial Institutions

At June 30, 2024, the carrying amount of all District deposits was \$2,906,598 and the bank balance of all District deposits was \$3,181,652. Of the bank balance, \$2,421,402 was covered by the FDIC, \$760,250 was covered by the Ohio Pooled Collateral System.

The District participates in the Jefferson Health Plan for employee benefits. The amount held at fiscal year-end for the employee benefit self-insurance fund was \$1,857,378. All benefit deposits are made to the consortium's depository account. Collateral is held by a qualified third-party trustee in the name of the health plan. This amount is reported as "cash and cash equivalents with a fiscal agent" on the basic financial statements.

**EAST LIVERPOOL CITY SCHOOL DISTRICT
COLUMBIANA COUNTY, OHIO**

**NOTES TO THE BASIC FINANCIAL STATEMENTS
FOR THE FISCAL YEAR ENDED JUNE 30, 2024**

NOTE 4 - DEPOSITS AND INVESTMENTS - (Continued)

Custodial credit risk is the risk that, in the event of bank failure, the District will not be able to recover deposits or collateral securities that are in the possession of an outside party. The District has no deposit policy for custodial credit risk beyond the requirements of State statute. Ohio law requires that deposits either be insured or protected by (1) eligible securities pledged to the School District's and deposited with a qualified trustee by the financial institution as security for repayment whose fair value at all times shall be at least 105 percent of the deposits being secured, or (2) participation in the Ohio Pooled Collateral System (OPCS), a collateral pool of eligible securities deposited with a qualified trustee and pledged to the Treasurer of State to secure the repayment of all public monies deposited in the financial institution. OPCS requires the total fair value of the securities pledged to be 102 percent of the deposits being secured or a rate set by the Treasurer of State. For fiscal year 2024, certain District's financial institutions were approved for a reduced collateral rate of 50 percent through the OPCS. Although all statutory requirements for the deposit of money had been followed, noncompliance with Federal requirements could potentially subject the District to a successful claim by the FDIC.

C. Investments

As of June 30, 2024, the District had the following investments and maturities:

Measurement/ <u>Investment type</u>	Measurement <u>Value</u>	Investment Maturity			
		6 months or <u>less</u>	7 to 12 <u>months</u>	13 to 18 <u>months</u>	Greater than <u>24 months</u>
<i>Fair value:</i>					
FHLB	641,048	128,958	120,464	-	391,626
U.S. Treasury notes	426,219	-	-	-	426,219
Negotiable CDs	1,109,092	297,410	495,519	215,647	100,516
Commercial paper	851,168	446,132	405,036	-	-
U.S. Government money market	97,954	97,954	-	-	-
<i>Amortized Cost:</i>					
STAR Ohio	<u>9,075,232</u>	<u>9,075,232</u>	<u>-</u>	<u>-</u>	<u>-</u>
Total	<u>\$ 12,200,713</u>	<u>\$ 10,045,686</u>	<u>\$ 1,021,019</u>	<u>\$ 215,647</u>	<u>\$ 918,361</u>

The weighted average maturity of investments is 0.44 years.

The District's investments in U.S. Government money market mutual funds are valued using quoted market prices in active markets (Level 1 inputs). The District's investments in commercial paper, U.S. Treasury notes, federal agency securities (FHLB) and negotiable CD's are valued using quoted prices in markets that are not considered to be active, dealer quotations or alternative pricing sources for similar assets or liabilities for which all significant inputs are observable, either directly or indirectly (Level 2 inputs).

Interest Rate Risk: As a means of limiting its exposure to fair value losses arising from rising interest rates and according to State law, the District's investment policy limits investment portfolio maturities to five years or less.

Credit Risk: The District's investments in commercial paper were rated P-1 by Moody's Investor Services. The District's investments in federal agency securities were rated AA+ and Aaa by Standard & Poor's and Moody's Investor Services, respectively. Standard & Poor's has assigned STAR Ohio and the U.S. Government money market an AAAm money market rating. Ohio Law requires that STAR Ohio maintain the highest rating provided by at least one nationally recognized standard rating service. The District's investments in negotiable CDs were not rated. The negotiable CDs were fully insured by FDIC. The District's investment policy does not specifically address credit risk beyond the adherence to all relevant sections of the Ohio Revised Code.

**EAST LIVERPOOL CITY SCHOOL DISTRICT
COLUMBIANA COUNTY, OHIO**

**NOTES TO THE BASIC FINANCIAL STATEMENTS
FOR THE FISCAL YEAR ENDED JUNE 30, 2024**

NOTE 4 - DEPOSITS AND INVESTMENTS - (Continued)

Custodial Credit Risk: For an investment, custodial credit risk is the risk that, in the event of the failure of the counterparty, the District will not be able to recover the value of its investments or collateral securities that are in the possession of an outside party. The federal agency securities are exposed to custodial credit risk in that they are uninsured, unregistered and held by the counterparty's trust department or agent, but not in the District's name. The District has no investment policy dealing with investment custodial risk beyond the requirement in State statute that prohibits payment for investments prior to the delivery of the securities representing such investments to the Treasurer or qualified trustee.

The District has no investment policy dealing with investment custodial risk beyond the requirement in State statute that prohibits payment for investments prior to the delivery of the securities representing such investments to the treasurer or qualified trustee.

Concentration of Credit Risk: The District places no limit on the amount it may invest in any one issuer. The following table includes the percentage of each investment type held by the District at June 30, 2024:

<u>Measurement/Investment type</u>	<u>Measurement</u>	
	<u>Value</u>	<u>% of Total</u>
<i>Fair value:</i>		
FHLB	641,048	5.25
U.S. Treasury notes	426,219	3.49
Negotiable CDs	1,109,092	9.09
Commercial paper	851,168	6.98
US Government Money market	97,954	0.80
<i>Amortized cost:</i>		
STAR Ohio	<u>9,075,232</u>	<u>74.39</u>
Total	<u>\$ 12,200,713</u>	<u>100.00</u>

D. Reconciliation of Cash and Investments to the Statement of Net Position

The following is a reconciliation of cash and investments as reported in the note above to cash and investments as reported on the statement of net position as of June 30, 2024:

<u>Cash and investments per note</u>	
Carrying amount of deposits	\$ 2,906,598
Investments	12,200,713
Cash with fiscal agent	<u>1,857,378</u>
Total	<u>\$ 16,964,689</u>
<u>Cash and investments per statement of net position</u>	
Governmental activities	<u>\$ 16,964,689</u>
Total	<u>\$ 16,964,689</u>

**EAST LIVERPOOL CITY SCHOOL DISTRICT
COLUMBIANA COUNTY, OHIO**

**NOTES TO THE BASIC FINANCIAL STATEMENTS
FOR THE FISCAL YEAR ENDED JUNE 30, 2024**

NOTE 5 - INTERFUND TRANSACTIONS

Due to/from other funds consisted of the following at June 30, 2024, as reported on the fund statement:

<u>Receivable fund</u>	<u>Payable fund</u>	<u>Amount</u>
General fund	ESSER fund	\$ 313,262
General fund	Nonmajor governmental funds	172,438
Total		<u>\$ 485,700</u>

The primary purpose of the amount due to the general fund from the ESSER Fund and nonmajor governmental funds was to eliminate negative cash balances. The amount will be repaid once cash is received.

Amounts due to/from between governmental funds are eliminated on the government-wide statements.

NOTE 6 - PROPERTY TAXES

Property taxes are levied and assessed on a calendar year basis while the District fiscal year runs from July through June. First half tax collections are received by the District in the second half of the fiscal year. Second half tax distributions occur in the first half of the following fiscal year.

Property taxes include amounts levied against all real and public utility property located in the District. Real property tax revenue received in calendar year 2024 represents collections of calendar year 2023 taxes. Real property taxes received in calendar year 2024 were levied after April 1, 2023, on the assessed value listed as of January 1, 2023, the lien date. Assessed values for real property taxes are established by State law at 35% of appraised market value. Real property taxes are payable annually or semi-annually. If paid annually, payment is due December 31; if paid semiannually, the first payment is due December 31 with the remainder payable by June 20. Under certain circumstances, State statute permits alternate payment dates to be established.

Public utility property tax revenue received in calendar year 2024 represents collections of calendar year 2024 taxes. Public utility real and tangible personal property taxes received in calendar year 2024 became a lien December 31, 2022, were levied after April 1, 2023 and are collected in 2024 with real property taxes. Public utility real property is assessed at 35% of true value; public utility tangible personal property currently is assessed at varying percentages of true value.

The District receives property taxes from Columbiana County. The County Auditor periodically advances to the District its portion of the taxes collected. Second-half real property tax payments collected by the County by June 30, 2024, are available to finance fiscal year 2024 operations. The amount available as an advance at June 30, 2024 and 2023 were:

	<u>June 30, 2024</u>	<u>June 30, 2023</u>
Major governmental funds:		
General fund	\$ 383,990	\$ 390,627
Nonmajor governmental funds:		
Classroom facilities maintenance fund	5,517	5,709

The amount of second-half real property taxes available for advance at fiscal year-end can vary based on the date the tax bills are sent.

**EAST LIVERPOOL CITY SCHOOL DISTRICT
COLUMBIANA COUNTY, OHIO**

**NOTES TO THE BASIC FINANCIAL STATEMENTS
FOR THE FISCAL YEAR ENDED JUNE 30, 2024**

NOTE 6 - PROPERTY TAXES - (Continued)

Accrued property taxes receivable includes real property, public utility property and delinquent tangible personal property taxes which are measurable as of June 30, 2023 and for which there is an enforceable legal claim. Although total property tax collections for the next fiscal year are measurable, only the amount of real property taxes available as an advance at June 30 was levied to finance current fiscal year operations and is reported as revenue at fiscal year-end. The portion of the receivable not levied to finance current fiscal year operations is offset by a credit to deferred inflows of resources.

On the accrual basis of accounting, collectible delinquent property taxes have been recorded as a receivable and revenue, while on a modified accrual basis of accounting the revenue has been reported as a deferred inflow of resources.

The assessed values upon which the fiscal year 2024 taxes were collected are:

	2023 Second Half Collections		2024 First Half Collections	
	<u>Amount</u>	<u>Percent</u>	<u>Amount</u>	<u>Percent</u>
Agricultural/residential and other real estate	\$ 188,644,330	87.59	\$ 188,960,030	87.11
Public utility personal	<u>26,722,670</u>	<u>12.41</u>	<u>27,963,140</u>	<u>12.89</u>
Total	<u>\$ 215,367,000</u>	<u>100.00</u>	<u>\$ 216,923,170</u>	<u>100.00</u>
Tax rate per \$1,000 of assessed valuation for:				
General	\$32.73		\$32.69	
Classroom facilities maint.	0.50		0.50	

NOTE 7 - RECEIVABLES

Receivables at June 30, 2024 consisted of property taxes, accrued interest and intergovernmental. All receivables are considered collectible in full due to the ability to foreclose for the nonpayment of taxes, the stable condition of State programs and the current year guarantee of federal funds. Receivables have been disaggregated on the face of the basic financial statements. All receivables are expected to be collected in the subsequent year. The intergovernmental receivable at June 30 consisted of federal grants and other receivables.

Governmental activities:

Property taxes	\$ 6,289,951
Accrued interest	8,473
Intergovernmental	<u>855,421</u>
Total	<u>\$ 7,153,845</u>

**EAST LIVERPOOL CITY SCHOOL DISTRICT
COLUMBIANA COUNTY, OHIO**

**NOTES TO THE BASIC FINANCIAL STATEMENTS
FOR THE FISCAL YEAR ENDED JUNE 30, 2024**

NOTE 8 - CAPITAL ASSETS

Capital asset activity for the fiscal year ended June 30, 2024, was as follows. The beginning capital assets at June 30, 2023 have been restated to recognize a land improvement addition in the amount of \$2,170,000; however, this entire amount was offset by a notes payable - financed purchase agreement.

	Restated Balance 06/30/23	Additions	Deductions	Balance 06/30/24
Governmental activities:				
<i>Capital assets, not being depreciated/amortized:</i>				
Land	\$ 46,225	\$ -	\$ -	\$ 46,225
<i>Total capital assets, not being depreciated/amortized</i>	<u>46,225</u>	<u>-</u>	<u>-</u>	<u>46,225</u>
<i>Capital assets, being depreciated/amortized:</i>				
Land improvements	5,329,999	-	-	5,329,999
Buildings and improvements	62,953,775	-	-	62,953,775
Furniture and fixtures	6,269,468	347,678	-	6,617,146
Vehicles	2,995,183	586,550	(73,073)	3,508,660
Intangible right to use assets:				
Leased equipment	31,815	-	-	31,815
<i>Total capital assets, being depreciated/amortized</i>	<u>77,580,240</u>	<u>934,228</u>	<u>(73,073)</u>	<u>78,441,395</u>
<i>Less: accumulated depreciation/amortization:</i>				
Land improvements	(2,680,177)	(243,279)	-	(2,923,456)
Buildings and improvements	(27,781,283)	(1,394,247)	-	(29,175,530)
Furniture and fixtures	(5,461,893)	(151,634)	-	(5,613,527)
Vehicles	(2,076,968)	(184,767)	65,766	(2,195,969)
Intangible right to use assets:				
Leased equipment	(28,634)	(3,181)	-	(31,815)
<i>Total accumulated depreciation/amortization</i>	<u>(38,028,955)</u>	<u>(1,977,108)</u>	<u>65,766</u>	<u>(39,940,297)</u>
Governmental activities capital assets, net	<u>\$ 39,597,510</u>	<u>\$ (1,042,880)</u>	<u>\$ (7,307)</u>	<u>\$ 38,547,323</u>

Depreciation/amortization expense was charged to governmental functions as follows:

Instruction:

Regular	\$ 1,593,909
Vocational	10,837

Support services:

Instructional staff	602
Administration	2,920
Operations and maintenance	242,496
Pupil transportation	84,105
Food service operations	31,305
Extracurricular activities	10,934
Total depreciation/amortization expense	<u>\$ 1,977,108</u>

**EAST LIVERPOOL CITY SCHOOL DISTRICT
COLUMBIANA COUNTY, OHIO**

**NOTES TO THE BASIC FINANCIAL STATEMENTS
FOR THE FISCAL YEAR ENDED JUNE 30, 2024**

NOTE 9 - NOTES PAYABLE

In December 2010, the District entered into a Ground Lease Purchase Agreement with Huntington National Bank, in which the District was the Lessor of District land (known as the "Project Site") for school facilities construction. On the same date, the District entered into a finance purchase agreement with Huntington National Bank in which the District would lease, from Huntington National Bank, the Project Site and Project Facilities. The notes payable – finance purchase is considered a direct borrowing. Direct borrowings have terms negotiated directly between the District and the lender and are not offered for public sale.

In return for the Ground Lease Purchase Agreement, Huntington National Bank agrees to make available \$2,000,000 for school facilities improvements. The term of the Ground Lease Purchase Agreement is 14 years and will end on December 31, 2025. As Lessee, Huntington National Bank made a one-time payment of \$1 to the District, which represents their leasehold interest in the Project Site over the term of the lease.

The Lease Agreement entered into between the same two parties had an initial lease term ending June 30, 2011. The Lease may be renewed by the Lessee (the District) annually for one year each through December 1, 2021. Each renewal shall be considered a new lease. Principal payments on each annual lease are in the amount of \$200,000.

In June 2015, the District amended the Ground Lease Purchase Agreement with Huntington National Bank, in which the District was the Lessor of District land (known as the "Project Site") for additional school facilities construction. On the same date, the District entered into a lease agreement with Huntington National Bank in which the District would lease, from Huntington National Bank, the Project Site and Project Facilities.

In return for the Ground Lease Purchase Agreement, Huntington National Bank agrees to make available \$1,900,000 for additional school facilities improvements. The term of the Ground Lease Agreement is 14 years and will end on December 1, 2025. As Lessee, Huntington National Bank made a one-time payment of \$1 to the District, which represents their leasehold interest in the Project Site over the term of the lease.

The Lease Purchase Agreement entered into between the same two parties had an initial lease term ending June 30, 2015. The Lease may be renewed by the Lessee (the "District") annually for one year each through July 1, 2026. Each renewal shall be considered a new lease. Principal payments on each annual lease are in the amount of \$200,000.

In November 2022, the District entered into a Ground Lease Purchase Agreement with First National Bank, in which the District was the Lessor of District land (known as the "Project Site") for school facilities construction. On the same date, the District entered into a finance purchase agreement with First National Bank in which the District would lease, from First National Bank, the Project Site and Project Facilities. The notes payable - finance purchase is considered a direct borrowing. Direct borrowings have terms negotiated directly between the District and the lender and are not offered for public sale.

In return for the Ground Lease Purchase Agreement, First National Bank agrees to make available \$2,170,000 for school facilities improvements. The term of the Ground Lease Purchase Agreement is 10 years and will end on December 31, 2032. As Lessee, First National Bank made a payment of \$1 to the District at the start of the agreement and on each anniversary thereof during the term of the Ground Lease. This represents their leasehold interest in the Project Site over the term of the lease.

During a previous fiscal year, the District entered into lease purchase agreement for trucks, copiers and buses. Notes payable - financed purchase payments have been reclassified and are reflected as debt service expenditures in the fund financial statements for the governmental funds. These expenditures are reported as function expenditures on the budgetary statements.

**EAST LIVERPOOL CITY SCHOOL DISTRICT
COLUMBIANA COUNTY, OHIO**

**NOTES TO THE BASIC FINANCIAL STATEMENTS
FOR THE FISCAL YEAR ENDED JUNE 30, 2024**

NOTE 9 - NOTES PAYABLE - (Continued)

Capital assets consisting of equipment and vehicles have been capitalized in the amount of \$2,933,843. This amount represents the present value of the minimum lease payments at the time of acquisition. Accumulated depreciation as of June 30, 2024 for the equipment and vehicles was \$1,841,032, leaving a current book value of \$1,092,811. A corresponding liability is recorded in the government-wide financial statements.

The future minimum lease obligations and the net present value of these minimum lease payments as of June 30, 2024, were as follows:

<u>Fiscal Year Ending June 30,</u>	<u>Amount</u>
2025	\$ 567,536
2026	492,938
2027	279,526
2028	279,525
2029	279,526
2030-2033	<u>1,118,102</u>
Total minimum lease payments	3,017,153
Less: amount representing interest	<u>(534,896)</u>
Total	<u>\$ 2,482,257</u>

NOTE 10 - LONG-TERM OBLIGATIONS

The beginning long-term obligations at June 30, 2023 have been restated to recognize a notes payable - financed purchase agreement of \$2,170,000 that was not recognized in the prior fiscal year. However, this entire amount was offset by capital assets - land improvements.

During fiscal year 2024, the following activity occurred in governmental activities long-term obligations.

	Restated Balance 6/30/23	Additions	Deductions	Balance 6/30/24	Amount Due Within One Year
<u>Governmental activities:</u>					
Net pension liability	\$ 27,089,118	\$ 82,538	\$ (655,409)	\$ 26,516,247	\$ -
Net OPEB liability	1,431,035	251,620	-	1,682,655	-
Compensated absences	1,200,454	254,404	(26,433)	1,428,425	111,179
Notes payable - financed purchase	2,926,340	-	(444,083)	2,482,257	457,563
Leases payable	<u>4,575</u>	<u>-</u>	<u>(4,575)</u>	<u>-</u>	<u>-</u>
Total long-term obligations	<u>\$ 32,651,522</u>	<u>\$ 588,562</u>	<u>\$ (1,130,500)</u>	<u>\$ 32,109,584</u>	<u>\$ 568,742</u>

Net Pension Liability and Net OPEB Liability/Asset: The District pays obligations related to employee compensation from the fund benefiting from their service. See Notes 13 and 14 for details.

Compensated Absences: Compensated absences will be paid from the fund from which the employees' salaries are paid. Compensated absences will primarily be paid from the general fund.

Notes Payable - Financed Purchase: The notes payable will be paid from the general fund. See Note 9 for details.

**EAST LIVERPOOL CITY SCHOOL DISTRICT
COLUMBIANA COUNTY, OHIO**

**NOTES TO THE BASIC FINANCIAL STATEMENTS
FOR THE FISCAL YEAR ENDED JUNE 30, 2024**

NOTE 10 - LONG-TERM OBLIGATIONS - (Continued)

Leases Payable: The District has entered into lease agreements for the use of right to use equipment. Due to the implementation of GASB Statement No. 87, the District will report an intangible capital asset and corresponding liability for the future scheduled payments under the leases. The lease payments will be paid from the general fund and the permanent improvement nonmajor capital improvements fund.

The District has entered into lease agreements for copier equipment and buses at varying years and terms as follows:

<u>Leases</u>	<u>Lease Commencement Date</u>	<u>Years</u>	<u>Lease End Date</u>	<u>Payment Method</u>
Copiers	2019	5	2024	Monthly

There were no remaining payments related to leases payable at June 30, 2024

NOTE 11 - OTHER EMPLOYEE BENEFITS

A. Compensated Absences

The criteria for determining vacation and sick leave benefits are derived from negotiated agreements and State laws. Classified employees earn ten to twenty-five days of vacation per fiscal year, depending upon length of service. There is no limit on the amount they may accumulate. Accumulated, unused vacation time is paid to classified employees upon termination of employment. Teachers do not earn vacation time. Teachers, administrators, and classified employees earn sick leave at the rate of one and one-fourth days per month. Sick leave may be accumulated up to a maximum of 258 days for classified personnel and 275 days for certified personnel. Upon retirement, payment is made to classified employees for one-third of the first 90 days plus 10% of the remaining balance up to the 255 days maximum and to certified employees for one-third of the first 105 days plus 10% of the remaining balance up to 265 days maximum. In no case shall a certified retiree receive less than 10 days, regardless of the number of sick days accumulated.

B. Life Insurance

The District provides term life insurance and accidental death and dismemberment insurance to all certified employees and to those classified employees working at least 22.5 hours per week through Fort Dearborn Life Insurance Company.

C. Health Insurance

During fiscal year 2009, the District joined the Jefferson Health Plan self-insurance plan (See Note 20) for its medical and dental insurance programs. Premiums are paid into the self-insurance fund and are available to pay claims and administrative costs. A stop-loss insurance contract with a private insurance carrier covers specific liability claims in excess of \$50,000 per employee. The liability for unpaid claims of \$960,101 is reported in the internal service fund at June 30, 2024, in accordance with Governmental Accounting Standards Board Statement No. 10. There have been no settlements paid in excess of insurance nor has insurance coverage been significantly reduced in the past three years.

<u>Fiscal Year</u>	<u>Beginning Balance</u>	<u>Claims and Changes in Estimates</u>	<u>Claims Payments</u>	<u>Ending Balance</u>
2024	\$ 966,834	\$ 5,357,558	\$ (5,364,291)	\$ 960,101
2023	681,061	6,002,015	(5,716,242)	966,834

**EAST LIVERPOOL CITY SCHOOL DISTRICT
COLUMBIANA COUNTY, OHIO**

**NOTES TO THE BASIC FINANCIAL STATEMENTS
FOR THE FISCAL YEAR ENDED JUNE 30, 2024**

NOTE 12 - RISK MANAGEMENT

The District is exposed to various risks of loss related to torts; theft, damage to, or destruction of assets; errors and omissions; injuries to employees; and natural disasters. During fiscal year 2024, the District contracted for various types of insurance through the Ohio School Insurance Program.

Coverage provided is as follows:

<u>Types of Coverage</u>	<u>Coverage Amount</u>
Property: All Building and Contents (\$1,000 deductible)	\$ 139,428,889
Flood: Field, Building and Contents (\$25,000 deductible)	1,000,000
Crime Insurance	25,000
Automobile	3,000,000
Uninsured	1,000,000
General Liability (\$1,000 deductible)	
Per Occurrence	3,000,000
Total Per Year	5,000,000

Settled claims have not exceeded this commercial coverage in any of the past three years. There have been no significant reductions in coverage from last year.

The District pays the State Workers Compensation System a premium based on a rate per \$100 of salaries. The rate is calculated based on accident history and administrative costs.

NOTE 13 - DEFINED BENEFIT PENSION PLANS

The Statewide retirement systems provide both pension benefits and other postemployment benefits (OPEB).

Net Pension Liability/Net OPEB Liability/Asset

The net pension liability and the net OPEB liability/asset reported on the statement of net position represents a liability or asset to employees for pensions and OPEB, respectively.

Pensions and OPEB are a component of exchange transactions—between an employer and its employees—of salaries and benefits for employee services. Pensions/OPEB are provided to an employee—on a deferred-payment basis—as part of the total compensation package offered by an employer for employee services each financial period. The obligation to sacrifice resources for pensions is a present obligation because it was created as a result of employment exchanges that already have occurred.

The net pension/OPEB liability (asset) represent the District's proportionate share of each pension/OPEB plan's collective actuarial present value of projected benefit payments attributable to past periods of service, net of each pension/OPEB plan's fiduciary net position. The net pension/OPEB liability (asset) calculation is dependent on critical long-term variables, including estimated average life expectancies, earnings on investments, cost of living adjustments and others. While these estimates use the best information available, unknowable future events require adjusting these estimates annually.

The Ohio Revised Code limits the District's obligation for this liability to annually required payments. The District cannot control benefit terms or the manner in which pensions/OPEB are financed; however, the District does receive the benefit of employees' services in exchange for compensation including pension and OPEB.

**EAST LIVERPOOL CITY SCHOOL DISTRICT
COLUMBIANA COUNTY, OHIO**

**NOTES TO THE BASIC FINANCIAL STATEMENTS
FOR THE FISCAL YEAR ENDED JUNE 30, 2024**

NOTE 13 - DEFINED BENEFIT PENSION PLANS - (Continued)

GASB 68/75 assumes the liability is solely the obligation of the employer, because (1) they benefit from employee services; and (2) State statute requires funding to come from these employers. All pension contributions to date have come solely from these employers (which also includes pension costs paid in the form of withholdings from employees). The retirement systems may allocate a portion of the employer contributions to provide for these OPEB benefits. In addition, health care plan enrollees pay a portion of the health care costs in the form of a monthly premium. State statute requires the retirement systems to amortize unfunded pension liabilities within 30 years. If the pension amortization period exceeds 30 years, each retirement system's board must propose corrective action to the State legislature. Any resulting legislative change to benefits or funding could significantly affect the net pension/OPEB liability (asset). Resulting adjustments to the net pension/OPEB liability (asset) would be effective when the changes are legally enforceable. The Ohio Revised Code permits, but does not require, the retirement systems to provide healthcare to eligible benefit recipients.

The remainder of this note includes the required pension disclosures. See Note 14 for the required OPEB disclosures.

The proportionate share of each plan's unfunded benefits is presented as a long-term *net pension/OPEB liability (asset)* on the accrual basis of accounting. Any liability for the contractually required pension contribution outstanding at the end of the year is included in pension and postemployment benefits payable on both the accrual and modified accrual bases of accounting.

Plan Description - School Employees Retirement System (SERS)

Plan Description - The District's non-teaching employees participate in SERS, a cost-sharing multiple-employer defined benefit pension plan administered by SERS. SERS provides retirement, disability and survivor benefits, annual cost-of-living adjustments, and death benefits to plan members and beneficiaries. Authority to establish and amend benefits is provided by Ohio Revised Code Chapter 3309. SERS issues a publicly available, stand-alone financial report that includes financial statements, required supplementary information and detailed information about SERS' fiduciary net position. That report can be obtained by visiting the SERS website at www.ohsers.org under Employers/Audit Resources.

Age and service requirements for retirement are as follows:

	Eligible to Retire on or before August 1, 2017 *	Eligible to Retire after August 1, 2017
Full benefits	Any age with 30 years of service credit	Age 67 with 10 years of service credit; or Age 57 with 30 years of service credit
Actuarially reduced benefits	Age 60 with 5 years of service credit; or Age 55 with 25 years of service credit	Age 62 with 10 years of service credit; or Age 60 with 25 years of service credit

* Members with 25 years of service credit as of August 1, 2017 will be included in this plan.

Annual retirement benefits are calculated based on final average salary multiplied by a percentage that varies based on years of service; 2.2% for the first thirty years of service and 2.5% for years of service credit over 30. Final average salary is the average of the highest three years of salary.

**EAST LIVERPOOL CITY SCHOOL DISTRICT
COLUMBIANA COUNTY, OHIO**

**NOTES TO THE BASIC FINANCIAL STATEMENTS
FOR THE FISCAL YEAR ENDED JUNE 30, 2024**

NOTE 13 - DEFINED BENEFIT PENSION PLANS - (Continued)

An individual whose benefit effective date is before April 1, 2018, is eligible for a cost-of-living adjustment (COLA) on the first anniversary date of the benefit. Beginning April 1, 2018, new benefit recipients must wait until the fourth anniversary of their benefit for COLA eligibility. The COLA is added each year to the base benefit amount on the anniversary date of the benefit. A three-year COLA suspension was in effect for all benefit recipients for the years 2018, 2019, and 2020. Upon resumption of the COLA, it will be indexed to the percentage increase in the CPI-W, not to exceed 2.5% and with a floor of 0%. In 2023, the Board of Trustees approved a 2.5% cost-of-living adjustment (COLA) for eligible retirees and beneficiaries in 2024.

Funding Policy - Plan members are required to contribute 10.00% of their annual covered salary and the District is required to contribute 14.00% of annual covered payroll. The contribution requirements of plan members and employers are established and may be amended by the SERS' Retirement Board up to statutory maximum amounts of 10.00% for plan members and 14.00% for employers. The Retirement Board, acting with the advice of the actuary, allocates the employer contribution rate among four of the System's funds (Pension Trust Fund, Death Benefit Fund, Medicare B Fund, and Health Care Fund). For the fiscal year ended June 30, 2024, the allocation to pension, death benefits, and Medicare B was 14.00%. For fiscal year 2024, the Retirement Board did not allocate any employer contribution to the Health Care Fund.

The District's contractually required contribution to SERS was \$562,446 for fiscal year 2024. Of this amount, \$30,871 is reported as pension and postemployment benefits payable.

Plan Description - State Teachers Retirement System (STRS)

Plan Description - Licensed teachers participate in STRS, a cost-sharing multiple-employer public employee retirement system administered by STRS. STRS provides retirement and disability benefits to members and death and survivor benefits to beneficiaries. STRS issues a stand-alone financial report that includes financial statements, required supplementary information and detailed information about STRS' fiduciary net position. That report can be obtained by writing to STRS, 275 E. Broad St., Columbus, OH 43215-3771, by calling (888) 227-7877, or by visiting the STRS website at www.strsoh.org.

New members have a choice of three retirement plans: a Defined Benefit (DB) Plan, a Defined Contribution (DC) Plan and a Combined (CO) Plan. Benefits are established by Ohio Revised Code Chapter 3307.

The DB plan offers an annual retirement allowance based on final average salary multiplied by a percentage that varies based on years of service. Effective August 1, 2015, the calculation is 2.20% of final average salary for the five highest years of earnings multiplied by all years of service. Eligibility changes will be phased in until August 1, 2023, when retirement eligibility for unreduced benefits will be five years of service credit and age 65, or 35 years of service credit and at least age 60.

Eligibility changes for DB Plan members who retire with actuarially reduced benefits will be phased in until August 1, 2023 when retirement eligibility will be five years of qualifying service credit and age 60, or 30 years of service credit regardless of age.

The DC Plan allows members to place all of their member contributions and 9.53% of the 14% employer contributions into an investment account. The member determines how to allocate the member and employer money among various investment choices offered by STRS. The remaining 4.47% of the 14% employer rate is allocated to the defined benefit unfunded liability. A member is eligible to receive a retirement benefit at age 50 and termination of employment. The member may elect to receive a lifetime monthly annuity or a lump sum withdrawal.

**EAST LIVERPOOL CITY SCHOOL DISTRICT
COLUMBIANA COUNTY, OHIO**

**NOTES TO THE BASIC FINANCIAL STATEMENTS
FOR THE FISCAL YEAR ENDED JUNE 30, 2024**

NOTE 13 - DEFINED BENEFIT PENSION PLANS - (Continued)

The Combined Plan offers features of both the DB Plan and the DC Plan. In the Combined Plan, 12% of the 14% member rate goes to the DC Plan and the remaining 2% is applied to the DB Plan. Member contributions to the DC Plan are allocated among investment choices by the member, and contributions to the DB Plan from the employer and the member are used to fund the defined benefit payment at a reduced level from the regular DB Plan. The defined benefit portion of the Combined Plan payment is payable to a member on or after age 60 with five years of service. The defined contribution portion of the account may be taken as a lump sum payment or converted to a lifetime monthly annuity after termination of employment at age 50 and after termination of employment.

New members who choose the DC Plan or Combined Plan will have another opportunity to reselect a permanent plan during their fifth year of membership. Members may remain in the same plan or transfer to another STRS plan. The optional annuitization of a member's defined contribution account or the defined contribution portion of a member's Combined Plan account to a lifetime benefit results in STRS bearing the risk of investment gain or loss on the account. STRS has therefore included all three plan options as one defined benefit plan for GASB 68 reporting purposes.

A DB or Combined Plan member with five or more years of credited service, who is determined to be disabled, may qualify for a disability benefit. New members, on or after July 1, 2013, must have at least ten years of qualifying service credit to apply for disability benefits. Members in the DC Plan who become disabled are entitled only to their account balance. Eligible survivors of members who die before service retirement may qualify for monthly benefits. If a member of the DC Plan dies before retirement benefits begin, the member's designated beneficiary is entitled to receive the member's account balance.

Eligible survivors of members who die before service retirement may qualify for monthly benefits. If a member of the DC Plan dies before retirement benefits begin, the member's designated beneficiary is entitled to receive the member's account balance.

Funding Policy - Employer and member contribution rates are established by the State Teachers Retirement Board and limited by Chapter 3307 of the Ohio Revised Code. The fiscal year 2024 employer and employee contribution rate of 14% was equal to the statutory maximum rates. For fiscal year 2024, the full employer contribution was allocated to pension.

The District's contractually required contribution to STRS was \$1,972,316 for fiscal year 2024. Of this amount, \$357,604 is reported pension and postemployment benefits payable.

Net Pension Liabilities, Pension Expense, and Deferred Outflows of Resources and Deferred Inflows of Resources Related to Pensions

The net pension liability was measured as of June 30, 2023, and the total pension liability used to calculate the net pension liability was determined by an actuarial valuation as of that date. The District's proportion of the net pension liability was based on the District's share of contributions to the pension plan relative to the contributions of all participating entities.

**EAST LIVERPOOL CITY SCHOOL DISTRICT
COLUMBIANA COUNTY, OHIO**

**NOTES TO THE BASIC FINANCIAL STATEMENTS
FOR THE FISCAL YEAR ENDED JUNE 30, 2024**

NOTE 13 - DEFINED BENEFIT PENSION PLANS - (Continued)

Following is information related to the proportionate share and pension expense:

	<u>SERS</u>	<u>STRS</u>	<u>Total</u>
Proportion of the net pension liability prior measurement date	0.099497000%	0.097649230%	
Proportion of the net pension liability current measurement date	<u>0.098888700%</u>	<u>0.097758060%</u>	
Change in proportionate share	<u>-0.000608300%</u>	<u>0.000108830%</u>	
Proportionate share of the net pension liability	\$ 5,464,110	\$ 21,052,137	\$ 26,516,247
Pension expense	\$ 541,175	\$ 1,604,315	\$ 2,145,490

At June 30, 2024, the District reported deferred outflows of resources and deferred inflows of resources related to pensions from the following sources:

	<u>SERS</u>	<u>STRS</u>	<u>Total</u>
Deferred outflows of resources			
Differences between expected and actual experience	\$ 234,860	\$ 767,517	\$ 1,002,377
Changes of assumptions	38,705	1,733,757	1,772,462
Contributions subsequent to the measurement date	<u>562,446</u>	<u>1,972,316</u>	<u>2,534,762</u>
Total deferred outflows of resources	<u>\$ 836,011</u>	<u>\$ 4,473,590</u>	<u>\$ 5,309,601</u>
	<u>SERS</u>	<u>STRS</u>	<u>Total</u>
Deferred inflows of resources			
Differences between expected and actual experience	\$ -	\$ 46,716	\$ 46,716
Net difference between projected and actual earnings on pension plan investments	76,804	63,090	139,894
Changes of assumptions	-	1,305,020	1,305,020
Difference between employer contributions and proportionate share of contributions/change in proportionate share	<u>57,401</u>	<u>254,792</u>	<u>312,193</u>
Total deferred inflows of resources	<u>\$ 134,205</u>	<u>\$ 1,669,618</u>	<u>\$ 1,803,823</u>

\$2,534,762 reported as deferred outflows of resources related to pension resulting from District contributions subsequent to the measurement date will be recognized as a reduction of the net pension liability in the fiscal year ending June 30, 2025.

**EAST LIVERPOOL CITY SCHOOL DISTRICT
COLUMBIANA COUNTY, OHIO**

**NOTES TO THE BASIC FINANCIAL STATEMENTS
FOR THE FISCAL YEAR ENDED JUNE 30, 2024**

NOTE 13 - DEFINED BENEFIT PENSION PLANS - (Continued)

Other amounts reported as deferred outflows of resources and deferred inflows of resources related to pension will be recognized in pension expense as follows:

	<u>SERS</u>	<u>STRS</u>	<u>Total</u>
Fiscal Year Ending June 30:			
2025	\$ 1,295	\$ (326,698)	\$ (325,403)
2026	(214,139)	(797,690)	(1,011,829)
2027	348,131	2,079,995	2,428,126
2028	<u>4,073</u>	<u>(123,951)</u>	<u>(119,878)</u>
Total	<u>\$ 139,360</u>	<u>\$ 831,656</u>	<u>\$ 971,016</u>

Actuarial Assumptions - SERS

SERS' total pension liability was determined by their actuaries in accordance with GASB Statement No. 67, as part of their annual actuarial valuation for each defined benefit retirement plan. Actuarial valuations of an ongoing plan involve estimates of the value of reported amounts (e.g., salaries, credited service) and assumptions about the probability of occurrence of events far into the future (e.g., mortality, disabilities, retirements, employment terminations). Actuarially determined amounts are subject to continual review and potential modifications, as actual results are compared with past expectations and new estimates are made about the future.

Projections of benefits for financial reporting purposes are based on the substantive plan (the plan as understood by the employers and plan members) and include the types of benefits provided at the time of each valuation and the historical pattern of sharing benefit costs between the employers and plan members to that point. The projection of benefits for financial reporting purposes does not explicitly incorporate the potential effects of legal or contractual funding limitations. Future benefits for all current plan members were projected through 2137.

Actuarial calculations reflect a long-term perspective. For a newly hired employee, actuarial calculations will take into account the employee's entire career with the employer and also take into consideration the benefits, if any, paid to the employee after termination of employment until the death of the employee and any applicable contingent annuitant. In many cases actuarial calculations reflect several decades of service with the employer and the payment of benefits after termination.

**EAST LIVERPOOL CITY SCHOOL DISTRICT
COLUMBIANA COUNTY, OHIO**

**NOTES TO THE BASIC FINANCIAL STATEMENTS
FOR THE FISCAL YEAR ENDED JUNE 30, 2024**

NOTE 13 - DEFINED BENEFIT PENSION PLANS - (Continued)

Key methods and assumptions used in calculating the total pension liability in the latest actuarial valuation, prepared as of June 30, 2023 and June 30, 2022, are presented below:

Wage inflation:	
Current measurement date	2.40%
Prior measurement date	2.40%
Future salary increases, including inflation:	
Current measurement date	3.25% to 13.58%
Prior measurement date	3.25% to 13.58%
COLA or ad hoc COLA:	
Current measurement date	2.00%
Prior measurement date	2.00%
Investment rate of return:	
Current measurement date	7.00% net of system expenses
Prior measurement date	7.00% net of system expenses
Discount rate:	
Current measurement date	7.00%
Prior measurement date	7.00%
Actuarial cost method	Entry age normal (level percent of payroll)

In 2023, mortality rates were based on the PUB-2010 General Employee Amount Weighted Below Median Healthy Retiree mortality table projected to 2017 with ages set forward 1 year and adjusted 94.20% for males and set forward 2 years and adjusted 81.35% for females. Mortality among disabled members were based upon the PUB-2010 General Disabled Retiree mortality table projected to 2017 with ages set forward 5 years and adjusted 103.3% for males and set forward 3 years and adjusted 106.8% for females. Future improvement in mortality rates is reflected by applying the MP-2020 projection scale generationally.

In the prior measurement date, mortality rates were based on the PUB-2010 General Employee Amount Weight Below Median Healthy Retiree mortality table projected to 2017 with ages set forward 1 year and adjusted 94.20% for males and set forward 2 years and adjusted 81.35% for females. Mortality among disabled members were based upon the PUB-2010 General Disabled Retiree mortality table projected to 2017 with ages set forward 5 years and adjusted 103.3% for males and set forward 3 years and adjusted 106.8% for females. Future improvement in mortality rates is reflected by applying the MP-2020 projection scale generationally.

The most recent experience study was completed for the five-year period ended June 30, 2020.

The long-term return expectation for the Pension Plan Investments has been determined by using a building-block approach and assumes a time horizon, as defined in SERS' Statement of Investment Policy. Ohio Revised Code Section 3309.15 and the Board-adopted Investment Policy govern investment activity at SERS. A forecasted rate of inflation serves as the baseline for the return expectation. Various real return premiums over the baseline inflation rate have been established for each asset class. The long-term expected nominal rate of return has been determined by calculating a weighted average of the expected real return premiums for each asset class, adding the projected inflation rate, and adding the expected return from rebalancing uncorrelated asset classes.

**EAST LIVERPOOL CITY SCHOOL DISTRICT
COLUMBIANA COUNTY, OHIO**

**NOTES TO THE BASIC FINANCIAL STATEMENTS
FOR THE FISCAL YEAR ENDED JUNE 30, 2024**

NOTE 13 - DEFINED BENEFIT PENSION PLANS - (Continued)

The target allocation and best estimates of arithmetic real rates of return for each major asset class are summarized in the following table:

Asset Class	Target Allocation	Long-Term Expected Real Rate of Return
Cash	2.00 %	0.75 %
US Equity	24.75	4.82
Non-US Equity Developed	13.50	5.19
Non-US Equity Emerging	6.75	5.98
Fixed Income/Global Bonds	19.00	2.24
Private Equity	12.00	7.49
Real Estate/Real Assets	17.00	3.70
Private Debt/Private Credit	5.00	5.64
Total	<u>100.00 %</u>	

Discount Rate - Total pension liability was calculated using the discount rate of 7.00%. The discount rate determination did not use a municipal bond rate. The projection of cash flows used to determine the discount rate assumed that employers would contribute the actuarially determined contribution rate of projected compensation over the remaining 21-year amortization period of the unfunded actuarial accrued liability. The actuarially determined contribution rate of fiscal year 2023 was 14%. Projected inflows from investment earnings were calculated using the long-term assumed investment rate of return, 7.00%. Based on those assumptions, the plan's fiduciary net position was projected to be available to make all future benefit payments of current plan members. Therefore, the long-term expected rate of return on pension plan investments was applied to all periods of projected benefits to determine the total pension liability. The annual money weighted rate of return, calculated as the internal rate of return on pension plan investments, for fiscal year 2023 was 6.90%.

Sensitivity of the District's Proportionate Share of the Net Pension Liability to Changes in the Discount Rate - Net pension liability is sensitive to changes in the discount rate, and to illustrate the potential impact the following table presents the net pension liability calculated using the discount rate of 7.00%, as well as what each plan's net pension liability would be if it were calculated using a discount rate that is one percentage point lower (6.00%), or one percentage point higher (8.00%) than the current rate.

	1% Decrease	Current Discount Rate	1% Increase
District's proportionate share of the net pension liability	\$ 8,064,747	\$ 5,464,110	\$ 3,273,569

**EAST LIVERPOOL CITY SCHOOL DISTRICT
COLUMBIANA COUNTY, OHIO**

**NOTES TO THE BASIC FINANCIAL STATEMENTS
FOR THE FISCAL YEAR ENDED JUNE 30, 2024**

NOTE 13 - DEFINED BENEFIT PENSION PLANS - (Continued)

Actuarial Assumptions - STRS

Key methods and assumptions used in the latest actuarial valuation, reflecting experience study results used in the June 30, 2023 and June 30, 2022, actuarial valuation are presented below:

	June 30, 2023	June 30, 2022
Inflation	2.50%	2.50%
Projected salary increases	Varies by service from 2.50% to 8.50%	Varies by service from 2.50% to 8.50%
Investment rate of return	7.00%, net of investment expenses, including inflation	7.00%, net of investment expenses, including inflation
Discount rate of return	7.00%	7.00%
Payroll increases	3.00%	3.00%
Cost-of-living adjustments (COLA)	0.00%	0.00%

For the June 30, 2023 actuarial valuation, post-retirement mortality rates are based on the Pub-2010 Teachers Healthy Annuitant Mortality Table, adjusted 110% for males, projected forward generationally using mortality improvement scale MP-2020. Pre-retirement mortality rates are based on Pub-2010 Teachers Employee Table adjusted 95% for females, projected forward generationally using mortality improvement scale MP-2020. Post-retirement disabled mortality rates are based on Pub-2010 Teachers Disabled Annuitant Table projected forward generationally using mortality improvement scale MP-2020.

For the prior measurement date, post-retirement mortality rates are based on the Pub-2010 Teachers Healthy Annuitant Mortality Table, adjusted 110% for males, projected forward generationally using mortality improvement scale MP-2020. Pre-retirement mortality rates are based on Pub-2010 Teachers Employee Table adjusted 95% for females, projected forward generationally using mortality improvement scale MP-2020. Post-retirement disabled mortality rates are based on Pub-2010 Teachers Disable Annuitant Table projected forward generationally using mortality improvement scale MP-2020.

Actuarial assumptions used in the June 30, 2023 valuation are based on the results of an actuarial experience study for the period July 1, 2015 through June 30, 2021. An actuarial experience study is done on a quinquennial basis.

STRS' investment consultant develops an estimate range for the investment return assumption based on the target allocation adopted by the Retirement Board. The target allocation and long-term expected rate of return for each major asset class are summarized as follows:

Asset Class	Target Allocation*	Long-Term Expected Real Rate of Return **
Domestic Equity	26.00 %	6.60 %
International Equity	22.00	6.80
Alternatives	19.00	7.38
Fixed Income	22.00	1.75
Real Estate	10.00	5.75
Liquidity Reserves	1.00	1.00
Total	100.00 %	

* Final target weights reflected at October 1, 2022.

**EAST LIVERPOOL CITY SCHOOL DISTRICT
COLUMBIANA COUNTY, OHIO**

**NOTES TO THE BASIC FINANCIAL STATEMENTS
FOR THE FISCAL YEAR ENDED JUNE 30, 2024**

NOTE 13 - DEFINED BENEFIT PENSION PLANS - (Continued)

****10-Year annualized geometric nominal returns**, which include the real rate of return and inflation of 2.25% and is net of investment expenses. Over a 30-year period, STRS' investment consultant indicates that the above target allocations should generate a return above the actuarial rate of return, without net value added by management.

Discount Rate - The discount rate used to measure the total pension liability was 7.00% as of June 30, 2023. The projection of cash flows used to determine the discount rate assumes that member and employer contributions will be made at the statutory contribution rates in accordance with the rates described previously. For this purpose, only employer contributions that are intended to fund benefits of current plan members and their beneficiaries are included. Based on those assumptions, STRS' fiduciary net position was projected to be available to make all projected future benefit payments to current plan members as of June 30, 2023. Therefore, the long-term expected rate of return on pension plan investments of 7.00% was applied to all periods of projected benefit payments to determine the total pension liability as of June 30, 2023.

Sensitivity of the District's Proportionate Share of the Net Pension Liability to Changes in the Discount Rate - The following table represents the net pension liability as of June 30, 2023, calculated using the current period discount rate assumption of 7.00%, as well as what the net pension liability would be if it were calculated using a discount rate that is one percentage point lower (6.00%) or one percentage point higher (8.00%) than the current assumption:

	1% Decrease	Current Discount Rate	1% Increase
District's proportionate share of the net pension liability	\$ 32,373,528	\$ 21,052,137	\$ 11,477,339

Assumption and Benefit Changes Since the Prior Measurement Date - The discount rate remained at 7.00% for June 30, 2023 valuation. Demographic assumptions were changed based on the actuarial experience study for the period July 1, 2015 through June 30, 2021.

NOTE 14 - DEFINED BENEFIT OPEB PLANS

Net OPEB Liability/Asset

See Note 13 for a description of the net OPEB liability (asset).

Plan Description - School Employees Retirement System (SERS)

Health Care Plan Description - The District contributes to the SERS Health Care Fund, administered by SERS for non-certificated retirees and their beneficiaries. For GASB 75 purposes, this plan is considered a cost-sharing other postemployment benefit (OPEB) plan. SERS' Health Care Plan provides healthcare benefits to eligible individuals receiving retirement, disability, and survivor benefits, and to their eligible dependents. Members who retire after June 1, 1986, need 10 years of service credit, exclusive of most types of purchased credit, to qualify to participate in SERS' health care coverage. In addition to age and service retirees, disability benefit recipients and beneficiaries who are receiving monthly benefits due to the death of a member or retiree, are eligible for SERS' health care coverage. Most retirees and dependents choosing SERS' health care coverage are over the age of 65 and therefore enrolled in a fully insured Medicare Advantage plan; however, SERS maintains a traditional, self-insured preferred provider organization for its non-Medicare retiree population. For both groups, SERS offers a self-insured prescription drug program. Health care is a benefit that is permitted, not mandated, by statute. The financial report of the Plan is included in the SERS Annual Comprehensive Financial Report which can be obtained on SERS' website at www.ohsers.org under Employers/Audit Resources.

**EAST LIVERPOOL CITY SCHOOL DISTRICT
COLUMBIANA COUNTY, OHIO**

**NOTES TO THE BASIC FINANCIAL STATEMENTS
FOR THE FISCAL YEAR ENDED JUNE 30, 2024**

NOTE 14 - DEFINED BENEFIT OPEB PLANS - (Continued)

Access to health care for retirees and beneficiaries is permitted in accordance with Section 3309 of the Ohio Revised Code. The Health Care Fund was established and is administered in accordance with Internal Revenue Code Section 105(e). SERS' Retirement Board reserves the right to change or discontinue any health plan or program. Active employee members do not contribute to the Health Care Plan. The SERS Retirement Board established the rules for the premiums paid by the retirees for health care coverage for themselves and their dependents or for their surviving beneficiaries. Premiums vary depending on the plan selected, qualified years of service, Medicare eligibility, and retirement status.

Funding Policy - State statute permits SERS to fund the health care benefits through employer contributions. Each year, after the allocation for statutorily required pensions and benefits, the Retirement Board may allocate the remainder of the employer contribution of 14% of covered payroll to the Health Care Fund in accordance with the funding policy. For the fiscal year ended June 30, 2024, SERS did not allocate any employer contributions to post-employment health care. An additional health care surcharge on employers is collected for employees earning less than an actuarially determined minimum compensation amount, pro-rated if less than a full year of service credit was earned. For fiscal year 2024, this amount was \$30,000. Statutes provide that no employer shall pay a health care surcharge greater than 2% of that employer's SERS-covered payroll; nor may SERS collect in aggregate more than 1.5% of the total statewide SERS-covered payroll for the health care surcharge. For fiscal year 2024, the District's surcharge obligation was \$67,849.

The surcharge added to the allocated portion of the 14% employer contribution rate is the total amount assigned to the Health Care Fund. The District's contractually required contribution to SERS was \$67,849 for fiscal year 2024. Of this amount, \$67,849 is reported as pension and postemployment benefits payable.

Plan Description - State Teachers Retirement System (STRS)

Plan Description - The State Teachers Retirement System of Ohio (STRS) administers a cost-sharing Health Plan administered for eligible retirees who participated in the defined benefit or combined pension plans offered by STRS. Ohio law authorizes STRS to offer this plan. Benefits include hospitalization, physicians' fees, prescription drugs and partial reimbursement of monthly Medicare Part B premiums. The Medicare Part B monthly reimbursement elimination date was postponed indefinitely. The Plan is included in the report of STRS which can be obtained by visiting www.strsoh.org or by calling (888) 227-7877.

Funding Policy - Ohio Revised Code Chapter 3307 authorizes STRS to offer the Plan and gives the Retirement Board discretionary authority over how much, if any, of the health care costs will be absorbed by STRS. Active employee members do not contribute to the Health Care Plan. Nearly all health care plan enrollees, for the most recent year, pay a portion of the health care costs in the form of a monthly premium. Under Ohio law, funding for post-employment health care may be deducted from employer contributions, currently 14% of covered payroll. For the fiscal year ended June 30, 2024, STRS did not allocate any employer contributions to post-employment health care.

Net OPEB Liabilities/Assets, OPEB Expense, and Deferred Outflows of Resources and Deferred Inflows of Resources Related to OPEB

The net OPEB liability/asset was measured as of June 30, 2023, and the total OPEB liability/asset used to calculate the net OPEB liability/asset was determined by an actuarial valuation as of that date. The District's proportion of the net OPEB liability/asset was based on the District's share of contributions to the respective retirement systems relative to the contributions of all participating entities.

**EAST LIVERPOOL CITY SCHOOL DISTRICT
COLUMBIANA COUNTY, OHIO**

**NOTES TO THE BASIC FINANCIAL STATEMENTS
FOR THE FISCAL YEAR ENDED JUNE 30, 2024**

NOTE 14 - DEFINED BENEFIT OPEB PLANS - (Continued)

Following is information related to the proportionate share and OPEB expense:

	<u>SERS</u>	<u>STRS</u>	<u>Total</u>
Proportion of the net OPEB liability/asset prior measurement date	0.101924800%	0.097649230%	
Proportion of the net OPEB liability/asset current measurement date	<u>0.102137200%</u>	<u>0.097758060%</u>	
Change in proportionate share	<u>0.000212400%</u>	<u>0.000108830%</u>	
Proportionate share of the net OPEB liability	\$ 1,682,655	\$ -	\$ 1,682,655
Proportionate share of the net OPEB asset	\$ -	\$ (1,901,259)	\$ (1,901,259)
OPEB expense	\$ (221,147)	\$ (79,777)	\$ (300,924)

At June 30, 2024, the District reported deferred outflows of resources and deferred inflows of resources related to OPEB from the following sources:

	<u>SERS</u>	<u>STRS</u>	<u>Total</u>
Deferred outflows of resources			
Differences between expected and actual experience	\$ 3,503	\$ 2,965	\$ 6,468
Net difference between projected and actual earnings on OPEB plan investments	13,044	3,394	16,438
Changes of assumptions	568,954	280,085	849,039
Difference between employer contributions and proportionate share of contributions/ change in proportionate share	78,158	21,026	99,184
Contributions subsequent to the measurement date	<u>67,849</u>	<u>-</u>	<u>67,849</u>
Total deferred outflows of resources	<u>\$ 731,508</u>	<u>\$ 307,470</u>	<u>\$ 1,038,978</u>
	<u>SERS</u>	<u>STRS</u>	<u>Total</u>
Deferred inflows of resources			
Differences between expected and actual experience	\$ 867,801	\$ 289,994	\$ 1,157,795
Changes of assumptions	477,891	1,254,423	1,732,314
Difference between employer contributions and proportionate share of contributions/ change in proportionate share	<u>113,199</u>	<u>2,019</u>	<u>115,218</u>
Total deferred inflows of resources	<u>\$ 1,458,891</u>	<u>\$ 1,546,436</u>	<u>\$ 3,005,327</u>

\$67,849 reported as deferred outflows of resources related to OPEB resulting from District contributions subsequent to the measurement date will be recognized as a reduction of the net OPEB liability/asset in the fiscal year ending June 30, 2025.

**EAST LIVERPOOL CITY SCHOOL DISTRICT
COLUMBIANA COUNTY, OHIO**

**NOTES TO THE BASIC FINANCIAL STATEMENTS
FOR THE FISCAL YEAR ENDED JUNE 30, 2024**

NOTE 14 - DEFINED BENEFIT OPEB PLANS - (Continued)

Other amounts reported as deferred outflows of resources and deferred inflows of resources related to OPEB will be recognized in OPEB expense as follows:

	<u>SERS</u>	<u>STRS</u>	<u>Total</u>
Fiscal Year Ending June 30:			
2025	\$ (279,950)	\$ (536,926)	\$ (816,876)
2026	(229,963)	(256,761)	(486,724)
2027	(131,216)	(98,036)	(229,252)
2028	(83,749)	(132,725)	(216,474)
2029	(66,751)	(121,456)	(188,207)
Thereafter	<u>(3,603)</u>	<u>(93,062)</u>	<u>(96,665)</u>
Total	<u>\$ (795,232)</u>	<u>\$ (1,238,966)</u>	<u>\$ (2,034,198)</u>

Actuarial Assumptions - SERS

The total OPEB liability is determined by SERS' actuaries in accordance with GASB Statement No. 74, as part of their annual actuarial valuation for each retirement plan. Actuarial valuations of an ongoing plan involve estimates of the value of reported amounts (e.g., salaries, credited service) and assumptions about the probability of occurrence of events far into the future (e.g., mortality, disabilities, retirements, employment terminations). Actuarially determined amounts are subject to continual review and potential modifications, as actual results are compared with past expectations and new estimates are made about the future.

Projections of benefits for financial reporting purposes are based on the substantive plan (the plan as understood by the employers and plan members) and include the types of benefits provided at the time of each valuation and the historical pattern of sharing benefit costs between the employers and plan members to that point. The projection of benefits for financial reporting purposes does not explicitly incorporate the potential effects of legal or contractual funding limitations.

Actuarial calculations reflect a long-term perspective. For a newly hired employee, actuarial calculations will take into account the employee's entire career with the employer and also take into consideration the benefits, if any, paid to the employee after termination of employment until the death of the employee and any applicable contingent annuitant. In many cases, actuarial calculations reflect several decades of service with the employer and the payment of benefits after termination.

**EAST LIVERPOOL CITY SCHOOL DISTRICT
COLUMBIANA COUNTY, OHIO**

**NOTES TO THE BASIC FINANCIAL STATEMENTS
FOR THE FISCAL YEAR ENDED JUNE 30, 2024**

NOTE 14 - DEFINED BENEFIT OPEB PLANS - (Continued)

Key methods and assumptions used in calculating the total OPEB liability in the latest actuarial valuation date of June 30, 2023 and June 30, 2022 are presented below:

Wage inflation:

Current measurement date	2.40%
Prior measurement date	2.40%

Future salary increases, including inflation:

Current measurement date	3.25% to 13.58%
Prior measurement date	3.25% to 13.58%

Investment rate of return:

Current measurement date	7.00% net of investment expense, including inflation
Prior measurement date	7.00% net of investment expense, including inflation

Municipal bond index rate:

Current measurement date	3.86%
Prior measurement date	3.69%

Single equivalent interest rate, net of plan investment expense,
including price inflation:

Current measurement date	4.27%
Prior measurement date	4.08%

Medical trend assumption:

Current measurement date	6.75 to 4.40%
Prior measurement date	7.00 to 4.40%

In 2023, the following mortality assumptions were used:

Healthy Retirees - PUB-2010 General Employee Amount Weighted Below Median Healthy Retiree mortality table projected to 2017 with ages set forward 1 year and adjusted 94.20% for males and set forward 2 years and adjusted 81.35% for females

Disabled Retirees - PUB-2010 General Disabled Retiree mortality table projected to 2017 with ages set forward 5 years and adjusted 103.3% for males and set forward 3 years and adjusted 106.8% for females.

Contingent Survivors - PUB-2010 General Amount Weighted Below Median Contingent Survivor mortality table projected to 2017 with ages set forward 1 year and adjusted 105.5% for males and adjusted 122.5% for females.

Actives - PUB-2010 General Amount Weighted Below Median Employee mortality table.

Mortality Projection - Mortality rates are projected using a fully generational projection with Scale MP-2020.

In the prior measurement date, mortality rates were based on the PUB-2010 General Employee Amount Weighted Below Median Healthy Retiree mortality table projected to 2017 with ages set forward 1 year and adjusted 94.20% for males and set forward 2 years and adjusted 81.35% for females. Mortality among disabled members were based upon the PUB-2010 General Disabled Retiree mortality table projected to 2017 with ages set forward 5 years and adjusted 103.3% for males and set forward 3 years and adjusted 106.8% for females. Future improvement in mortality rates is reflected by applying the MP-2020 projection scale generationally.

**EAST LIVERPOOL CITY SCHOOL DISTRICT
COLUMBIANA COUNTY, OHIO**

**NOTES TO THE BASIC FINANCIAL STATEMENTS
FOR THE FISCAL YEAR ENDED JUNE 30, 2024**

NOTE 14 - DEFINED BENEFIT OPEB PLANS - (Continued)

The most recent experience study was completed for the five-year period ended June 30, 2020.

The long-term expected rate of return is reviewed as part of the regular experience studies prepared every five years for SERS. The most recent five-year experience study was performed for the period covering fiscal years 2016 through 2020, and was adopted by the Board on April 15, 2021. Several factors are considered in evaluating the long-term rate of return assumption including long-term historical data, estimates inherent in current market data, and a long-normal distribution analysis in which best estimate ranges of expected future real rates of return (expected return, net of investment expense and inflation) were developed by the investment consultant for each major asset class. These ranges were combined to produce the long-term expected rate of return, 7.00%, by weighting the expected future real rates of return by the target asset allocation percentage and then adding expected inflation. The assumption is intended to be a long-term assumption and is not expected to change absent a significant change in the asset allocation, a change in the inflation assumption, or a fundamental change in the market that alters expected returns in future years.

The long-term expected nominal rate of return has been determined by calculating a weighted average of the expected real return premiums for each asset class, adding the projected inflation rate, and adding the expected return from rebalancing uncorrelated asset classes.

The target asset allocation and best estimates of arithmetic real rates of return for each major asset class are summarized as follows:

Asset Class	Target Allocation	Long-Term Expected Real Rate of Return
Cash	2.00 %	0.75 %
US Equity	24.75	4.82
Non-US Equity Developed	13.50	5.19
Non-US Equity Emerging	6.75	5.98
Fixed Income/Global Bonds	19.00	2.24
Private Equity	12.00	7.49
Real Estate/Real Assets	17.00	3.70
Private Debt/Private Credit	5.00	5.64
Total	<u>100.00 %</u>	

Discount Rate - The discount rate used to measure the total OPEB liability at June 30, 2023, was 4.27%. The discount rate used to measure total OPEB liability prior to June 30, 2023, was 4.08%. The projection of cash flows used to determine the discount rate assumed that contributions will be made from members and the System at the contribution rate of 1.50% of projected covered payroll each year, which includes a 1.50% payroll surcharge and no contributions from the basic benefits plan. Based on these assumptions, the OPEB plan's fiduciary net position is projected to be depleted in 2048 by SERS' actuaries. The Fidelity General Obligation 20-year Municipal Bond Index Rate was used in the determination of the single equivalent interest rate for both the June 30, 2022 and the June 30, 2023 total OPEB liability. The Municipal Bond Index Rate is the single rate that will generate a present value of benefit payments equal to the sum of the present value determined by the long-term expected rate of return, and the present value determined by discounting those benefits after the date of depletion. The Municipal Bond Index Rate was 3.86% at June 30, 2023 and 3.69% at June 30, 2022.

**EAST LIVERPOOL CITY SCHOOL DISTRICT
COLUMBIANA COUNTY, OHIO**

NOTES TO THE BASIC FINANCIAL STATEMENTS
FOR THE FISCAL YEAR ENDED JUNE 30, 2024

NOTE 14 - DEFINED BENEFIT OPEB PLANS - (Continued)

Sensitivity of the District's Proportionate Share of the Net OPEB Liability to Changes in the Discount Rate and Changes in the Health Care Cost Trend Rates - The net OPEB liability is sensitive to changes in the discount rate and the health care cost trend rate. The following table presents the net OPEB liability, what the net OPEB liability would be if it were calculated using a discount rate that is 1 percentage point lower (3.27%) and higher (5.27%) than the current discount rate (4.27%). Also shown is what the net OPEB liability would be based on health care cost trend rates that are 1 percentage point lower (5.75% decreasing to 3.40%) and higher (7.75% decreasing to 5.40%) than the current rate (6.75% decreasing to 4.40%).

	1% Decrease	Current Discount Rate	1% Increase
District's proportionate share of the net OPEB liability	\$ 2,150,914	\$ 1,682,655	\$ 1,313,413

	1% Decrease	Current Trend Rate	1% Increase
District's proportionate share of the net OPEB liability	\$ 1,236,188	\$ 1,682,655	\$ 2,274,283

Actuarial Assumptions - STRS

Key methods and assumptions used in the latest actuarial valuation, reflecting experience study results used in the June 30, 2023 actuarial valuation, compared with June 30, 2022 actuarial valuation, are presented below:

	June 30, 2023	June 30, 2022
Inflation	2.50%	2.50%
Projected salary increases	Varies by service from 2.50% to 8.50%	Varies by service from 2.50% to 8.50%
Investment rate of return	7.00%, net of investment expenses, including inflation	7.00%, net of investment expenses, including inflation
Payroll increases	3.00%	3.00%
Cost-of-living adjustments (COLA)	0.00%	0.00%
Discount rate of return	7.00%	7.00%
Blended discount rate of return	N/A	N/A
Health care cost trends		
	Initial	Ultimate
Medical		
Pre-Medicare	7.50%	4.14%
Medicare	-10.94%	4.14%
Prescription Drug		
Pre-Medicare	-11.95%	4.14%
Medicare	1.33%	4.14%

Projections of benefits include the historical pattern of sharing benefit costs between the employers and retired plan members.

**EAST LIVERPOOL CITY SCHOOL DISTRICT
COLUMBIANA COUNTY, OHIO**

**NOTES TO THE BASIC FINANCIAL STATEMENTS
FOR THE FISCAL YEAR ENDED JUNE 30, 2024**

NOTE 14 - DEFINED BENEFIT OPEB PLANS - (Continued)

For the June 30, 2023 actuarial valuation, for healthy retirees the post-retirement mortality rates are based on the Pub-2010 Teachers Healthy Annuitant Mortality Table, adjusted 110% for males, projected forward generationally using mortality improvement scale MP-2020; pre-retirement mortality rates are based on Pub-2010 Teachers Employee Table adjusted 95% for females, projected forward generationally using mortality improvement scale MP-2020. For disabled retirees, mortality rates are based on the Pub-2010 Teachers Disabled Annuitant Table projected forward generationally using mortality improvement scale MP-2020.

For the prior measurement date, for healthy retirees the post-retirement mortality rates are based on the Pub-2010 Teachers Healthy Annuitant Mortality Table, adjusted 110% for males, projected forward generationally using mortality improvement scale MP-2020; pre-retirement mortality rates are based on Pub-2010 Teachers Employee Table adjusted 95% for females, projected forward generationally using mortality improvement scale MP-2020. For disabled retirees, mortality rates are based on the Pub-2010 Teachers Disabled Annuitant Table projected forward generationally using mortality improvement scale MP-2020.

Actuarial assumptions used in the June 30, 2023 valuation are based on the results of an actuarial experience study for the period July 1, 2015 through June 30, 2021. An actuarial experience study is done on a quinquennial basis.

Assumption Changes Since the Prior Measurement Date - The discount rate remained unchanged at 7.00% for the June 30, 2023 valuation.

Benefit Term Changes Since the Prior Measurement Date - Healthcare trends were updated to reflect emerging claims and recoveries experience as well as benefit changes effective January 1, 2024.

STRS' investment consultant develops an estimate range for the investment return assumption based on the target allocation adopted by the Retirement Board. The target allocation and long-term expected rate of return for each major asset class are summarized as follows:

Asset Class	Target Allocation*	Long-Term Expected Real Rate of Return **
Domestic Equity	26.00 %	6.60 %
International Equity	22.00	6.80
Alternatives	19.00	7.38
Fixed Income	22.00	1.75
Real Estate	10.00	5.75
Liquidity Reserves	1.00	1.00
Total	<u>100.00 %</u>	

* Final target weights reflected at October 1, 2022.

**10-Year annualized geometric nominal returns, which include the real rate of return and inflation of 2.25% and is net of investment expenses. Over a 30-year period, STRS' investment consultant indicates that the above target allocations should generate a return above the actuarial rate of return, without net value added by management.

Discount Rate - The discount rate used to measure the total OPEB liability was 7.00% as of June 30, 2023. The projection of cash flows used to determine the discount rate assumed STRS continues to allocate no employer contributions to the health care fund. Based on those assumptions, the OPEB plan's fiduciary net position was projected to be available to make all projected future benefit payments to current plan members as of June 30, 2023. Therefore, the long-term expected rate of return on health care fund investments of 7.00% was applied to all periods of projected health care costs to determine the total OPEB liability as of June 30, 2023.

**EAST LIVERPOOL CITY SCHOOL DISTRICT
COLUMBIANA COUNTY, OHIO**

**NOTES TO THE BASIC FINANCIAL STATEMENTS
FOR THE FISCAL YEAR ENDED JUNE 30, 2024**

NOTE 14 - DEFINED BENEFIT OPEB PLANS - (Continued)

Sensitivity of the District's Proportionate Share of the Net OPEB Asset to Changes in the Discount and Health Care Cost Trend Rate - The following table represents the net OPEB asset as of June 30, 2023, calculated using the current period discount rate assumption of 7.00%, as well as what the net OPEB asset would be if it were calculated using a discount rate that is one percentage point lower (6.00%) or one percentage point higher (8.00%) than the current assumption. Also shown is the net OPEB asset as if it were calculated using health care cost trend rates that are one percentage point lower or one percentage point higher than the current health care cost trend rates.

	<u>1% Decrease</u>	<u>Current Discount Rate</u>	<u>1% Increase</u>
District's proportionate share of the net OPEB asset	\$ 1,609,167	\$ 1,901,259	\$ 2,155,640

	<u>1% Decrease</u>	<u>Current Trend Rate</u>	<u>1% Increase</u>
District's proportionate share of the net OPEB asset	\$ 2,167,445	\$ 1,901,259	\$ 1,580,643

NOTE 15 - CONTINGENCIES

A. Grants

The District received financial assistance from federal and State agencies in the form of grants. The expenditure of funds received under these programs generally requires compliance with terms and conditions specified in the grant agreements and is subject to audit by the grantor agencies. Any disallowed claims resulting from such audits could become a liability of the General Fund or other applicable funds. However, the effect of any such disallowed claims on the overall financial position of the District at June 30, 2024, if applicable, cannot be determined at this time.

B. Litigation

The District is not party to any claims or lawsuits that would, in the District's opinion, have a material effect of the basic financial statements.

C. Foundation Funding

Foundation funding is based on the annualized full-time equivalent (FTE) enrollment of each student. Traditional districts must comply with minimum hours of instruction, instead of a minimum number of school days each year. The funding formula the Ohio Department of Education and Workforce (ODEW) is legislatively required to follow will continue to adjust as enrollment information is updated by the District, which can extend past the fiscal year-end. As of the date of this report, ODEW has not finalized the impact of enrollment adjustments to the June 30, 2024 Foundation funding for the District; therefore, the financial statement impact is not determinable at this time. ODEW and management believe this will result in either a receivable to or liability of the District.

NOTE 16 - COVID-19

The United States and the State of Ohio declared a state of emergency in March of 2020 due to the COVID-19 pandemic. Ohio's state of emergency ended in June 2021 while the national state of emergency ended in April 2023. During fiscal year 2024, the District received COVID-19 funding. The District will continue to spend available COVID-19 funding consistent with the applicable program guidelines.

**EAST LIVERPOOL CITY SCHOOL DISTRICT
COLUMBIANA COUNTY, OHIO**

**NOTES TO THE BASIC FINANCIAL STATEMENTS
FOR THE FISCAL YEAR ENDED JUNE 30, 2024**

NOTE 17 - SET-ASIDES

The District is required by State statute to annually set aside in the general fund an amount based on a statutory formula for acquisition and construction of capital improvements. Amounts not spent by year-end or offset by similarly restricted resources received during the year must be held in cash at year-end and carried forward to be used for the same purposes in future years.

The following cash basis information describes the change in the year end set-aside amounts for capital improvements. Disclosure of this information is required by State statute.

	<u>Capital Improvements</u>
Set-aside reserve balance June 30, 2023	\$ -
Current year set-aside requirement	412,572
Current year offsets	(206,291)
Prior year offset from bond proceeds	<u>(206,281)</u>
Total	<u>\$ -</u>
Balance carried forward to fiscal year 2025	<u>\$ -</u>
Set-aside reserve balance June 30, 2024	<u>\$ -</u>

During fiscal year 2003, the District issued \$7,900,000 in capital related school improvement bonds. These proceeds may be used to reduce capital acquisition below zero for future years. The amount presented for Prior Year Offset from Bond Proceeds is limited to an amount needed to reduce the reserve for capital improvement to zero. The District is responsible for tracking the amount of the bond proceeds that may be used as an offset in future periods, which was \$5,579,332 at June 30, 2024.

NOTE 18 - COMMITMENTS

The District utilizes encumbrance accounting as part of its budgetary controls. Encumbrances outstanding at year end may be reported as part of restricted, committed, or assigned classifications of fund balance. At year end, the District's commitments for encumbrances in the governmental funds were as follows:

<u>Fund</u>	<u>Year-End Encumbrances</u>
General	\$ 131,331
ESSER	7,493
Nonmajor governmental	<u>288,076</u>
Total	<u>\$ 426,900</u>

NOTE 19 - CLAIMS SERVICING POOL

Jefferson Health Plan - The District began participating in the Jefferson Health Plan during the 2009 fiscal year, a public entity risk management, insurance, and claims servicing pool, consisting of school districts within the region, in which monthly premiums are paid to the fiscal agent who in turn pays the claims on the school districts' behalf. All participating members retain their risk and the Plan acts as the claims servicing agent.

**EAST LIVERPOOL CITY SCHOOL DISTRICT
COLUMBIANA COUNTY, OHIO**

**NOTES TO THE BASIC FINANCIAL STATEMENTS
FOR THE FISCAL YEAR ENDED JUNE 30, 2024**

NOTE 20 - TAX ABATEMENTS ENTERED INTO BY OTHER GOVERNMENTS

Columbiana County entered into Community Reinvestment Area agreements (CRAs) with various businesses for the abatement of property taxes to bring jobs and economic development into the County. Under the agreements, the company's property taxes assessed to the District have been abated. During fiscal year 2024, the District's property taxes were reduced by \$10,290.

THIS SPACE INTENTIONALLY LEFT BLANK

REQUIRED SUPPLEMENTARY INFORMATION

**EAST LIVERPOOL CITY SCHOOL DISTRICT
COLUMBIANA COUNTY, OHIO**

SCHEDULE OF REVENUES, EXPENDITURES AND CHANGES IN
FUND BALANCE - BUDGET AND ACTUAL (NON-GAAP BUDGETARY BASIS)
GENERAL FUND
FOR THE FISCAL YEAR ENDED JUNE 30, 2024

	<u>Budgeted Amounts</u>		<u>Actual Amounts</u>	<u>Variance with</u>
	<u>Original</u>	<u>Final</u>	<u>Budgetary</u>	<u>Final Budget -</u>
			<u>Basis</u>	<u>over (under)</u>
				<u>Actual Amounts</u>
Budgetary revenues and other financing sources	\$ 25,010,211	\$ 25,010,211	\$ 28,997,440	\$ 3,987,229
Budgetary expenditures and other financing uses	23,114,392	25,408,264	25,475,045	66,781
Net change in fund balance	1,895,819	(398,053)	3,522,395	3,920,448
Budgetary fund balance at beginning of year	6,962,291	6,962,291	6,962,291	-
Prior year encumbrances appropriated	191,019	191,019	191,019	-
Budgetary fund balance at end of year	<u>\$ 9,049,129</u>	<u>\$ 6,755,257</u>	<u>\$ 10,675,705</u>	<u>\$ 3,920,448</u>

SEE ACCOMPANYING NOTES TO THE REQUIRED SUPPLEMENTARY INFORMATION

**EAST LIVERPOOL CITY SCHOOL DISTRICT
COLUMBIANA COUNTY, OHIO**

SCHEDULE OF REVENUES, EXPENDITURES AND CHANGES IN
FUND BALANCE - BUDGET AND ACTUAL (NON-GAAP BUDGETARY BASIS)
ELEMENTARY AND SECONDARY SCHOOL EMERGENCY RELIEF FUND
FOR THE FISCAL YEAR ENDED JUNE 30, 2024

	<u>Budgeted Amounts</u>		<u>Actual Amounts</u>	<u>Variance with</u>
	<u>Original</u>	<u>Final</u>	<u>Budgetary</u>	<u>Final Budget -</u>
			<u>Basis</u>	<u>over (under)</u>
				<u>Actual Amounts</u>
Budgetary revenues and other financing sources	\$ 3,769,063	\$ 6,775,081	\$ 5,283,599	\$ (1,491,482)
Budgetary expenditures and other financing uses	<u>2,411,981</u>	<u>5,430,766</u>	<u>5,230,165</u>	<u>(200,601)</u>
Net change in fund balance	1,357,082	1,344,315	53,434	(1,290,881)
Budgetary fund balance (deficit) at beginning of year	(788,606)	(788,606)	(788,606)	-
Prior year encumbrances appropriated	<u>411,981</u>	<u>411,981</u>	<u>411,981</u>	<u>-</u>
Budgetary fund balance (deficit) at end of year	<u>\$ 980,457</u>	<u>\$ 967,690</u>	<u>\$ (323,191)</u>	<u>\$ (1,290,881)</u>

SEE ACCOMPANYING NOTES TO THE REQUIRED SUPPLEMENTARY INFORMATION

**EAST LIVERPOOL CITY SCHOOL DISTRICT
COLUMBIANA COUNTY, OHIO**

SCHEDULES OF THE REQUIRED SUPPLEMENTARY INFORMATION

SCHEDULE OF THE DISTRICT'S PROPORTIONATE SHARE OF
THE NET PENSION LIABILITY AND
DISTRICT PENSION CONTRIBUTIONS
SCHOOL EMPLOYEES RETIREMENT SYSTEM (SERS) OF OHIO

LAST TEN FISCAL YEARS

Fiscal Year (1)	District's Proportion of the Net Pension Liability	District's Proportionate Share of the Net Pension Liability	District's Covered Payroll	District's Proportionate Share of the Net Pension Liability as a Percentage of its Covered Payroll	Plan Fiduciary Net Position as a Percentage of the Total Pension Liability
2024	0.098888700%	\$ 5,464,110	\$ 3,927,714	139.12%	76.06%
2023	0.099497000%	5,381,572	3,760,807	143.10%	75.82%
2022	0.101393700%	3,741,134	3,491,250	107.16%	82.86%
2021	0.096567100%	6,387,151	3,377,164	189.13%	68.55%
2020	0.097959900%	5,861,113	3,369,119	173.97%	70.85%
2019	0.102674100%	5,880,336	3,368,570	174.56%	71.36%
2018	0.104978200%	6,272,216	3,455,793	181.50%	69.50%
2017	0.105039500%	7,687,922	3,301,021	232.90%	62.98%
2016	0.103008700%	5,877,776	2,875,857	204.38%	69.16%
2015	0.107185000%	5,424,572	3,434,618	157.94%	71.70%

Fiscal Year	Contractually Required Contributions	Contributions in Relation to the Contractually Required Contributions	Contribution Deficiency (Excess)	District's Covered Payroll	Contributions as a Percentage of Covered Payroll
2024	\$ 562,446	\$ (562,446)	\$ -	\$ 4,017,471	14.00%
2023	549,880	(549,880)	-	3,927,714	14.00%
2022	526,513	(526,513)	-	3,760,807	14.00%
2021	488,775	(488,775)	-	3,491,250	14.00%
2020	472,803	(472,803)	-	3,377,164	14.00%
2019	454,831	(454,831)	-	3,369,119	13.50%
2018	454,757	(454,757)	-	3,368,570	13.50%
2017	483,811	(483,811)	-	3,455,793	14.00%
2016	462,143	(462,143)	-	3,301,021	14.00%
2015	379,038	(379,038)	-	2,875,857	13.18%

(1) Amounts presented for each fiscal year were determined as of the District's measurement date which is the prior year-end.

SEE ACCOMPANYING NOTES TO THE REQUIRED SUPPLEMENTARY INFORMATION

**EAST LIVERPOOL CITY SCHOOL DISTRICT
COLUMBIANA COUNTY, OHIO**

SCHEDULES OF THE REQUIRED SUPPLEMENTARY INFORMATION

SCHEDULE OF THE DISTRICT'S PROPORTIONATE SHARE OF
THE NET PENSION LIABILITY AND
DISTRICT PENSION CONTRIBUTIONS
STATE TEACHERS RETIREMENT SYSTEM (STRS) OF OHIO

LAST TEN FISCAL YEARS

Fiscal Year (1)	District's Proportion of the Net Pension Liability	District's Proportionate Share of the Net Pension Liability	District's Covered Payroll	District's Proportionate Share of the Net Pension Liability as a Percentage of its Covered Payroll	Plan Fiduciary Net Position as a Percentage of the Total Pension Liability
2024	0.097758060%	\$ 21,052,137	\$ 13,271,593	158.63%	80.02%
2023	0.097649230%	21,707,546	12,664,207	171.41%	78.88%
2022	0.097350437%	12,447,128	12,296,464	101.23%	87.78%
2021	0.098707330%	23,883,662	11,827,657	201.93%	75.48%
2020	0.099629090%	22,032,375	11,743,729	187.61%	77.40%
2019	0.099822830%	21,948,799	11,673,657	188.02%	77.31%
2018	0.096282770%	22,872,178	10,396,193	220.01%	75.30%
2017	0.096477450%	32,293,911	10,355,707	311.85%	66.80%
2016	0.102355500%	28,288,066	10,120,007	279.53%	72.10%
2015	0.101497340%	24,687,666	10,883,323	226.84%	74.70%

Fiscal Year	Contractually Required Contributions	Contributions in Relation to the Contractually Required Contributions	Contribution Deficiency (Excess)	District's Covered Payroll	Contributions as a Percentage of Covered Payroll
2024	\$ 1,972,316	\$ (1,972,316)	\$ -	\$ 14,087,971	14.00%
2023	1,858,023	(1,858,023)	-	13,271,593	14.00%
2022	1,772,989	(1,772,989)	-	12,664,207	14.00%
2021	1,721,505	(1,721,505)	-	12,296,464	14.00%
2020	1,655,872	(1,655,872)	-	11,827,657	14.00%
2019	1,644,122	(1,644,122)	-	11,743,729	14.00%
2018	1,634,312	(1,634,312)	-	11,673,657	14.00%
2017	1,455,467	(1,455,467)	-	10,396,193	14.00%
2016	1,449,799	(1,449,799)	-	10,355,707	14.00%
2015	1,416,801	(1,416,801)	-	10,120,007	14.00%

(1) Amounts presented for each fiscal year were determined as of the District's measurement date which is the prior year-end.

SEE ACCOMPANYING NOTES TO THE REQUIRED SUPPLEMENTARY INFORMATION

**EAST LIVERPOOL CITY SCHOOL DISTRICT
COLUMBIANA COUNTY, OHIO**

SCHEDULES OF THE REQUIRED SUPPLEMENTARY INFORMATION

SCHEDULE OF THE DISTRICT'S PROPORTIONATE SHARE OF
THE NET OPEB LIABILITY AND
DISTRICT OPEB CONTRIBUTIONS

SCHOOL EMPLOYEES RETIREMENT SYSTEM (SERS) OF OHIO

LAST EIGHT AND TEN FISCAL YEARS

Fiscal Year (1) (2)	District's Proportion of the Net OPEB Liability	District's Proportionate Share of the Net OPEB Liability	District's Covered Payroll	District's Proportionate Share of the Net OPEB Liability as a Percentage of its Covered Payroll	Plan Fiduciary Net Position as a Percentage of the Total OPEB Liability
2024	0.102137200%	\$ 1,682,655	\$ 3,927,714	42.84%	30.02%
2023	0.101924800%	1,431,035	3,760,807	38.05%	30.34%
2022	0.104545400%	1,978,607	3,491,250	56.67%	24.08%
2021	0.100591900%	2,186,191	3,377,164	64.73%	18.17%
2020	0.100425600%	2,525,493	3,369,119	74.96%	15.57%
2019	0.104224900%	2,891,480	3,368,570	85.84%	13.57%
2018	0.106625400%	2,861,546	3,455,793	82.80%	12.46%
2017	0.106487240%	3,035,280	3,301,021	91.95%	11.49%

Fiscal Year	Contractually Required Contributions	Contributions in Relation to the Contractually Required Contributions	Contribution Deficiency (Excess)	District's Covered Payroll	Contributions as a Percentage of Covered Payroll
2024	\$ 67,849	\$ (67,849)	\$ -	\$ 4,017,471	1.69%
2023	76,716	(76,716)	-	3,927,714	1.95%
2022	67,525	(67,525)	-	3,760,807	1.80%
2021	67,139	(67,139)	-	3,491,250	1.92%
2020	56,792	(56,792)	-	3,377,164	1.68%
2019	78,311	(78,311)	-	3,369,119	2.32%
2018	73,425	(73,425)	-	3,368,570	2.18%
2017	58,561	(58,561)	-	3,455,793	1.69%
2016	54,060	(54,060)	-	3,301,021	1.64%
2015	54,414	(54,414)	-	2,875,857	1.89%

(1) Amounts presented for each fiscal year were determined as of the District's measurement date which is the prior year-end.

(2) Information prior to 2017 is not available. Schedule is intended to show information for 10 years.

Additional years will be displayed as they become available.

SEE ACCOMPANYING NOTES TO THE REQUIRED SUPPLEMENTARY INFORMATION

**EAST LIVERPOOL CITY SCHOOL DISTRICT
COLUMBIANA COUNTY, OHIO**

SCHEDULES OF THE REQUIRED SUPPLEMENTARY INFORMATION

SCHEDULE OF THE DISTRICT'S PROPORTIONATE SHARE OF
THE NET OPEB LIABILITY/(ASSET) AND
DISTRICT OPEB CONTRIBUTIONS
STATE TEACHERS RETIREMENT SYSTEM (STRS) OF OHIO

LAST EIGHT AND TEN FISCAL YEARS

Fiscal Year (1) (2)	District's Proportion of the Net OPEB Liability/(Asset)	District's Proportionate Share of the Net OPEB Liability/(Asset)	District's Covered Payroll	District's Proportionate Share of the Net OPEB Liability/(Asset) as a Percentage of its Covered Payroll	Plan Fiduciary Net Position as a Percentage of the Total OPEB Liability/(Asset)
2024	0.097758060%	\$ (1,901,259)	\$ 13,271,593	14.33%	168.52%
2023	0.097649230%	(2,528,463)	12,664,207	19.97%	230.73%
2022	0.097350437%	(2,052,554)	12,296,464	16.69%	174.73%
2021	0.098707330%	(1,734,781)	11,827,657	14.67%	182.10%
2020	0.099629090%	(1,650,096)	11,743,729	14.05%	174.74%
2019	0.099822830%	(1,604,051)	11,673,657	13.74%	176.00%
2018	0.096282770%	3,756,598	10,396,193	36.13%	47.10%
2017	0.096477450%	5,159,639	10,355,707	49.82%	37.30%

Fiscal Year	Contractually Required Contributions	Contributions in Relation to the Contractually Required Contributions	Contribution Deficiency (Excess)	District's Covered Payroll	Contributions as a Percentage of Covered Payroll
2024	\$ -	\$ -	\$ -	\$ 14,087,971	0.00%
2023	-	-	-	13,271,593	0.00%
2022	-	-	-	12,664,207	0.00%
2021	-	-	-	12,296,464	0.00%
2020	-	-	-	11,827,657	0.00%
2019	-	-	-	11,743,729	0.00%
2018	-	-	-	11,673,657	0.00%
2017	-	-	-	10,396,193	0.00%
2016	-	-	-	10,355,707	0.00%
2015	-	-	-	10,120,007	0.00%

(1) Amounts presented for each fiscal year were determined as of the District's measurement date which is the prior year-end.

(2) Information prior to 2017 is not available. Schedule is intended to show information for 10 years.

Additional years will be displayed as they become available.

SEE ACCOMPANYING NOTES TO THE REQUIRED SUPPLEMENTARY INFORMATION

**EAST LIVERPOOL CITY SCHOOL DISTRICT
COLUMBIANA COUNTY, OHIO**

**NOTES TO THE REQUIRED SUPPLEMENTARY INFORMATION
FOR THE FISCAL YEAR ENDED JUNE 30, 2024**

NOTE 1 - BUDGETARY PROCESS

While reporting financial position, results of operations, and changes in fund balance on the basis of generally accepted accounting principles (GAAP), the budgetary basis as provided by law is based upon accounting for certain transactions on a basis of cash receipts and disbursements.

The statement of revenue, expenditures and changes in fund balance - budget and actual (non-GAAP budgetary basis) presented for the general fund the Elementary and Secondary School Emergency Relief (ESSER) fund is presented on the budgetary basis to provide a meaningful comparison of actual results with the budget. The major differences between the budget basis and the GAAP basis are that:

- (a) Revenues and other financing sources are recorded when received in cash (budget basis) as opposed to when susceptible to accrual (GAAP basis);
- (b) Expenditures and other financing uses are recorded when paid in cash (budget basis) as opposed to when the liability is incurred (GAAP basis);
- (c) In order to determine compliance with Ohio law, and to reserve that portion of the applicable appropriation, total outstanding encumbrances (budget basis) are recorded as the equivalent of an expenditure, as opposed to assigned or committed fund balance for that portion of outstanding encumbrances not already recognized as an account payable (GAAP basis); and
- (d) Some funds are included in the general fund (GAAP basis), but have separate legally adopted budgets (budget basis).

The adjustments necessary to convert the results of operations for the year on the budget basis to the GAAP basis is as follows:

Net Change in Fund Balance

	<u>General fund</u>	<u>ESSER fund</u>
Budget basis	\$ 3,522,395	\$ 53,434
Net adjustment for revenue accruals	25,702	(76,218)
Net adjustment for expenditure accruals	(164,071)	4,736
Funds budgeted elsewhere	(18,734)	-
Adjustments for encumbrances	<u>177,549</u>	<u>9,929</u>
GAAP Basis	<u>\$ 3,542,841</u>	<u>\$ (8,119)</u>

As part of Governmental Accounting Standards Board Statement No. 54, "Fund Balance Reporting", certain funds that are legally budgeted in separate special revenue funds are considered part of the general fund. This includes the public school support fund and the unclaimed monies fund.

**EAST LIVERPOOL CITY SCHOOL DISTRICT
COLUMBIANA COUNTY, OHIO**

**NOTES TO THE REQUIRED SUPPLEMENTARY INFORMATION
FOR THE FISCAL YEAR ENDED JUNE 30, 2024**

NOTE 2 - PENSIONS & OTHER POSTEMPLOYMENT BENEFITS (OPEB)

PENSION

SCHOOL EMPLOYEES RETIREMENT SYSTEM (SERS) OF OHIO

Change in benefit terms:

- There were no changes in benefit terms from the amounts reported for fiscal year 2015.
- There were no changes in benefit terms from the amounts reported for fiscal year 2016.
- There were no changes in benefit terms from the amounts reported for fiscal year 2017.
- For fiscal year 2018, SERS changed from a fixed 3% annual increase to a Cost of Living Adjustment (COLA) based on the changes in the Consumer Price Index (CPI-W), with a cap of 2.5% and a floor of 0%.
- For fiscal year 2019, with the authority granted the Board under Senate Bill 8, the Board has enacted a three year COLA delay for future benefit recipients commencing benefits on or after April 1, 2018.
- There were no changes in benefit terms from the amounts previously reported for fiscal year 2020.
- There were no changes in benefit terms from the amounts previously reported for fiscal year 2021.
- For fiscal year 2022, SERS changed from a Cost of Living Adjustment (COLA) of 2.5% to 2.0%.
- There were no changes in benefit terms from the amounts reported for fiscal year 2023.
- There were no changes in benefit terms from the amounts reported for fiscal year 2024.

Change in assumptions:

- There were no changes in methods and assumptions used in the calculation of actuarial determined contributions for fiscal year 2015.
- There were no changes in methods and assumptions used in the calculation of actuarial determined contributions for fiscal year 2016.
- For fiscal year 2017, the following changes of assumptions affected the total pension liability since the prior measurement date: (a) the assumed rate of inflation was reduced from 3.25% to 3.00%, (b) payroll growth assumption was reduced from 4.00% to 3.50%, (c) assumed real wage growth was reduced from 0.75% to 0.50%, (d) rates of withdrawal, retirement and disability were updated to reflect recent experience, (e) mortality among active members was updated to RP-2014 Blue Collar Mortality Table with fully generational projection and a five year age set-back for both males and females, (f) mortality among service retired members and beneficiaries was updated to the following RP-2014 Blue Collar Mortality Table with fully generational projection with Scale BB, 120% of male rates and 110% of female rates, (g) mortality among disabled members was updated to RP-2000 Disabled Mortality Table, 90% for male rates and 100% for female rates, set back five years is used for the period after disability retirement and (h) the discount rate was reduced from 7.75% to 7.50%.
- There were no changes in methods and assumptions used in the calculation of actuarial determined contributions for fiscal year 2018.
- There were no changes in methods and assumptions used in the calculation of actuarial determined contributions for fiscal year 2019.
- There were no changes in methods and assumptions used in the calculation of actuarial determined contributions for fiscal year 2020.
- There were no changes in methods and assumptions used in the calculation of actuarial determined contributions for fiscal year 2021.
- For fiscal year 2022, the following changes of assumptions affected the total pension liability since the prior measurement date: (a) wage inflation decreased from 3.00% to 2.40%, (b) future salary increases changed from 3.50%-18.20% to 3.25%-13.58%, (c) investment rate of return decreased from 7.50% to 7.00%, (d) discount rate decreased from 7.50% to 7.00% and (e) mortality tables changed from the RP-2014 Blue Collar mortality table to the PUB-2010 General Employee Amount Weighted Below Median Healthy Retiree mortality table.

**EAST LIVERPOOL CITY SCHOOL DISTRICT
COLUMBIANA COUNTY, OHIO**

**NOTES TO THE REQUIRED SUPPLEMENTARY INFORMATION
FOR THE FISCAL YEAR ENDED JUNE 30, 2024**

NOTE 2 - PENSIONS & OTHER POSTEMPLOYMENT BENEFITS (OPEB) - (Continued)

- There were no changes in methods and assumptions used in the calculation of actuarial determined contributions for fiscal year 2023.
- There were no changes in methods and assumptions used in the calculation of actuarial determined contributions for fiscal year 2024.

STATE TEACHERS RETIREMENT SYSTEM (STRS) OF OHIO

Change in benefit terms:

- There were no changes in benefit terms from the amounts reported for fiscal year 2015.
- There were no changes in benefit terms from the amounts reported for fiscal year 2016.
- There were no changes in benefit terms from the amounts reported for fiscal year 2017.
- For fiscal year 2018, STRS decreased the Cost of Living Adjustment (COLA) to zero.
- There were no changes in benefit terms from amounts previously reported for fiscal year 2019.
- There were no changes in benefit terms from amounts previously reported for fiscal year 2020.
- There were no changes in benefit terms from amounts previously reported for fiscal year 2021.
- There were no changes in benefit terms from amounts previously reported for fiscal year 2022.
- There were no changes in benefit terms from amounts previously reported for fiscal year 2023.

Changes in assumptions:

- There were no changes in methods and assumptions used in the calculation of actuarial determined contributions for fiscal year 2015.
- There were no changes in methods and assumptions used in the calculation of actuarial determined contributions for fiscal year 2016.
- There were no changes in methods and assumptions used in the calculation of actuarial determined contributions for fiscal year 2017.
- For fiscal year 2018, the following changes of assumption affected the total pension liability since the prior measurement date: (a) the long-term expected rate of return was reduced from 7.75% to 7.45%, (b) the inflation assumption was lowered from 2.75% to 2.50%, (c) the payroll growth assumption was lowered to 3.00%, (d) total salary increases rate was lowered by decreasing the merit component of the individual salary increases, in addition to a decrease of 0.25% due to lower inflation, (e) the healthy and disabled mortality assumptions were updated to the RP-2014 mortality tables with generational improvement scale MP-2016 and (f) rates of retirement, termination and disability were modified to better reflect anticipated future experience.
- There were no changes in methods and assumptions used in the calculation of actuarial determined contributions for fiscal year 2019.
- There were no changes in methods and assumptions used in the calculation of actuarial determined contributions for fiscal year 2020.
- There were no changes in methods and assumptions used in the calculation of actuarial determined contributions for fiscal year 2021.
- For fiscal year 2022, the following changes of assumption affected the total pension liability since the prior measurement date: (a) the long-term expected rate of return was reduced from 7.45% to 7.00% and (b) the discount rate of return was reduced from 7.45% to 7.00%.
- For fiscal year 2023, the following changes of assumption affected the total pension liability since the prior measurement date: the projected salary increases went from 12.50% at age 20 to 2.50% at age 65 to varies by service from 2.50% to 8.50%.
- There were no changes in methods and assumptions used in the calculation of actuarial determined contributions for fiscal year 2024.

**EAST LIVERPOOL CITY SCHOOL DISTRICT
COLUMBIANA COUNTY, OHIO**

**NOTES TO THE REQUIRED SUPPLEMENTARY INFORMATION
FOR THE FISCAL YEAR ENDED JUNE 30, 2024**

NOTE 2 - PENSIONS & OTHER POSTEMPLOYMENT BENEFITS (OPEB) - (Continued)

OTHER POSTEMPLOYMENT BENEFITS (OPEB)

SCHOOL EMPLOYEES RETIREMENT SYSTEM (SERS) OF OHIO

Change in benefit terms:

- There were no changes in benefit terms from the amounts reported for fiscal year 2017.
- There were no changes in benefit terms from the amounts reported for fiscal year 2018.
- There were no changes in benefit terms from the amounts reported for fiscal year 2019.
- There were no changes in benefit terms from the amounts reported for fiscal year 2020.
- There were no changes in benefit terms from the amounts reported for fiscal year 2021.
- There were no changes in benefit terms from the amounts reported for fiscal year 2022.
- There were no changes in benefit terms from the amounts reported for fiscal year 2023.
- There were no changes in benefit terms from the amounts reported for fiscal year 2024.

Change in assumptions:

- There were no changes in methods and assumptions used in the calculation of actuarial determined contributions for fiscal year 2017.
- For fiscal year 2018, the following changes of assumptions affected the total OPEB liability since the prior measurement date: (a) assumed rate of inflation was reduced from 3.25% to 3.00%, (b) payroll growth assumption was reduced from 4.00% to 3.50%, (c) assumed real wage growth was reduced from 0.75% to 0.50%, (d) rates of withdrawal, retirement, and disability were updated to reflect recent experience, (e) mortality among active members was updated to the following: RP-2014 Blue Collar Mortality Table with fully generational projection and a five-year age set-back for both males and females, (f) mortality among service retired members and beneficiaries was updated to the following: RP-2014 Blue Collar Mortality Table with fully generational projection with Scale BB, 120% of male rates, and 110% of female rates, (g) mortality among disabled members was updated to the following: RP-2000 Disabled Mortality Table, 90% for male rates and 100% for female rates, set back five years is used for the period after disability retirement, (h) the municipal bond index rate increased from 2.92% to 3.56% and (i) the single equivalent interest rate, net of plan investment expense, including price inflation increased from 2.98% to 3.63%.
- For fiscal year 2019, the following changes of assumptions affected the total OPEB liability since the prior measurement date: (a) the discount rate increased from 3.63% to 3.70%, (b) the health care cost trend rates for Medicare were changed from a range of 5.50%-5.00% to a range of 5.375%-4.75% and Pre-Medicare were changed from a range of 7.50%-5.00% to a range of 7.25%-4.75%, (c) the municipal bond index rate increased from 3.56% to 3.62% and (d) the single equivalent interest rate, net of plan investment expense, including price inflation increased from 3.63% to 3.70%.
- For fiscal year 2020, the following changes of assumptions affected the total OPEB liability since the prior measurement date: (a) the discount rate decreased from 3.70% to 3.22%, (b) the health care cost trend rates for Medicare were changed from a range of 5.375%-4.75% to a range of 5.25%-4.75% and Pre-Medicare were changed from a range of 7.25%-4.75% to a range of 7.00%-4.75%, (c) the municipal bond index rate decreased from 3.62% to 3.13% and (d) the single equivalent interest rate, net of plan investment expense, including price inflation decreased from 3.70% to 3.22%.
- For fiscal year 2021, the following changes of assumptions affected the total OPEB liability since the prior measurement date: (a) the discount rate decreased from 3.22% to 2.63% and (b) the municipal bond index rate decreased from 3.13% to 2.45%, and (c) the single equivalent interest rate, net of plan investment expense, including price inflation decreased from 3.22% to 2.63%.

**EAST LIVERPOOL CITY SCHOOL DISTRICT
COLUMBIANA COUNTY, OHIO**

**NOTES TO THE REQUIRED SUPPLEMENTARY INFORMATION
FOR THE FISCAL YEAR ENDED JUNE 30, 2024**

NOTE 2 - PENSIONS & OTHER POSTEMPLOYMENT BENEFITS (OPEB) - (Continued)

- For fiscal year 2022, the following changes of assumptions affected the total OPEB liability since the prior measurement date: (a) wage inflation decreased from 3.00% to 2.40%, (b) future salary increases changed from 3.50%-18.20% to 3.25%-13.58%, (c) investment rate of return decreased from 7.50% to 7.00%, (d) discount rate decreased from 7.50% to 7.00% and (e) mortality tables changed from the RP-2014 Blue Collar mortality table to the PUB-2010 General Employee Amount Weighted Below Median Healthy Retiree mortality table.
- For fiscal year 2023, the following changes of assumptions affected the total OPEB liability since the prior measurement date: (a) municipal bond index rate went from 1.92% to 3.69%, (b) single equivalent interest rate when from 2.27% to 4.08% and (c) medical trend assumptions went from 5.125% to 4.40% Medicare and 6.75% to 4.40% Pre-Medicare to 7.00% to 4.40%.
- For fiscal year 2024, the following changes of assumptions affect the total OPEB liability since the prior measurement date: (a) municipal bond index rate went from 3.69% to 3.86%, (b) single equivalent interest rate when from 4.08% to 4.27% and (c) medical trend assumptions went from 7.00% to 4.40% to 6.75% to 4.40%.

STATE TEACHERS RETIREMENT SYSTEM (STRS) OF OHIO

Change in benefit terms:

- There were no changes in benefit terms from the amounts previously reported for fiscal year 2017.
- For fiscal year 2018, STRS reduced the subsidy multiplier for non-Medicare benefit recipients from 2.1% to 1.9% per year of service. Medicare Part B premium reimbursements were discontinued for certain survivors and beneficiaries and all remaining Medicare Part B premium reimbursements will be discontinued beginning January 2019.
- For fiscal year 2019, STRS increased the subsidy multiplier for non-Medicare benefit recipients from 1.9% to 1.944% per year of service effective January 1, 2019. The non-Medicare frozen subsidy base premium was increased January 1, 2019 and all remaining Medicare Part B premium reimbursements will be discontinued beginning January 1, 2020.
- For fiscal year 2020, STRS increased the subsidy percentage from 1.944% to 1.984% effective January 1, 2020. The Medicare subsidy percentages were adjusted effective January 1, 2021 to 2.1% for the Medicare plan. The Medicare Part B monthly reimbursement elimination date was postponed to January 1, 2021.
- For fiscal year 2021, the non-Medicare subsidy percentage was increased effective January 1, 2021 from 1.984% to 2.055% per year of service. The non-Medicare frozen subsidy base premium was increased effective January 1, 2021. The Medicare subsidy percentages were adjusted effective January 1, 2021 to 2.1% for the AMA Medicare plan. The Medicare Part B monthly reimbursement elimination date was postponed indefinitely.
- For fiscal year 2022, the non-Medicare subsidy percentage was increased effective January 1, 2022 from 2.055% to 2.100%. The non-Medicare frozen subsidy base premium was increased effective January 1, 2022. The Medicare Part D subsidy was updated to reflect it is expected to be negative in CY2022. The Part B monthly reimbursement elimination date was postponed indefinitely.
- There were no changes in benefit terms from the amounts previously reported for fiscal year 2023.
- There were no changes in benefit terms from the amounts previously reported for fiscal year 2024.

**EAST LIVERPOOL CITY SCHOOL DISTRICT
COLUMBIANA COUNTY, OHIO**

**NOTES TO THE REQUIRED SUPPLEMENTARY INFORMATION
FOR THE FISCAL YEAR ENDED JUNE 30, 2024**

NOTE 2 - PENSIONS & OTHER POSTEMPLOYMENT BENEFITS (OPEB) - (Continued)

Change in assumptions:

- There were no changes in methods and assumptions used in the calculation of actuarial determined contributions for fiscal year 2017.
- For fiscal year 2018, the following changes of assumptions affected the total OPEB liability since the prior measurement date: (a) the discount rate was increased from 3.26% to 4.13% based on the methodology defined under GASB Statement No. 74, Financial Reporting for Postemployment Benefit Plans Other Than Pension Plans (OPEB), (b) the long term expected rate of return was reduced from 7.75% to 7.45%, (c) valuation year per capita health care costs were updated, and the salary scale was modified, (d) the percentage of future retirees electing each option was updated based on current data and the percentage of future disabled retirees and terminated vested participants electing health coverage were decreased and (e) the assumed mortality, disability, retirement, withdrawal and future health care cost trend rates were modified along with the portion of rebated prescription drug costs.
- For fiscal year 2019, the following changes of assumptions affected the total OPEB liability/asset since the prior measurement date: (a) the discount rate was increased from the blended rate of 4.13% to the long-term expected rate of return of 7.45% based on the methodology defined under GASB Statement No. 74, Financial Reporting for Postemployment Benefit Plans Other Than Pension Plans (OPEB) and (b) decrease in health care cost trend rates from 6.00%-11.00% initial; 4.50% ultimate down to Medical Pre-Medicare 6.00% and Medicare 5.00% initial; 4.00% ultimate and Prescription Drug Pre-Medicare 8.00% and Medicare (5.23%) initial; 4.00% ultimate.
- For fiscal year 2020, health care cost trend rates were changed to the following: medical pre-Medicare from 6.00% initial - 4.00% ultimate down to 5.87% initial - 4.00% ultimate; medical Medicare from 5.00% initial - 4.00% ultimate down to 4.93% initial - 4.00% ultimate; prescription drug pre-Medicare from 8.00% initial - 4.00% ultimate down to 7.73% initial - 4.00% ultimate and (5.23%) initial - 4.00% ultimate up to 9.62% initial - 4.00% ultimate.
- For fiscal year 2021, health care cost trend rates were changed to the following: medical pre-Medicare from 5.87% initial - 4.00% ultimate down to 5.00% initial - 4.00% ultimate; medical Medicare from 4.93% initial - 4.00% ultimate down to -6.69% initial - 4.00% ultimate; prescription drug pre-Medicare from 7.73% initial - 4.00% ultimate down to 6.50% initial - 4.00% ultimate; prescription drug Medicare from 9.62% initial - 4.00% ultimate up to 11.87% initial - 4.00% ultimate.
- For fiscal year 2022, the following changes of assumption affected the total OPEB liability since the prior measurement date: (a) the long-term expected rate of return was reduced from 7.45% to 7.00%, (b) the discount rate of return was reduced from 7.45% to 7.00% and (c) health care cost trend rates were changed to the following: medical Medicare from -6.69% initial - 4.00% ultimate down to -16.18% initial - 4.00% ultimate; prescription drug Medicare from 11.87% initial - 4.00% ultimate up to 29.98% initial - 4.00% ultimate.
- For fiscal year 2023, the following changes of assumption affected the total OPEB liability since the prior measurement date: (a) projected salary increase went from 12.50% at age 20 to 2.50% at age 65 to varies by services from 2.50% to 8.50% and (b) health care cost trend rates were changed to the following: Pre-Medicare from 5.00% initial - 4.00% ultimate to 7.50% initial - 3.94% ultimate; medical Medicare from -16.18% initial - 4.00% ultimate to -68.78% initial - 3.94% ultimate; prescription drug Pre-Medicare from 6.50% initial - 4.00% ultimate to 9.00% initial - 3.94% ultimate; Medicare from 29.98% initial - 4.00% ultimate to -5.47% initial - 3.94% ultimate.
- For fiscal year 2024, the following changes of assumption affected the total OPEB liability since the prior measurement date: (a) health care cost trend rates were changed to the following: Pre-Medicare from 7.50% initial - 3.94% ultimate to 7.50% initial - 4.14% ultimate; medical Medicare from -68.78% initial - 3.94% ultimate to -10.94% initial - 4.14% ultimate; prescription drug Pre-Medicare from 9.00% initial - 3.94% ultimate to -11.95% initial - 4.14% ultimate; Medicare from -5.47% initial - 3.94% ultimate to 1.33% initial - 4.14% ultimate.

**EAST LIVERPOOL CITY SCHOOL DISTRICT
COLUMBIANA COUNTY**

**SCHEDULE OF EXPENDITURES OF FEDERAL AWARDS
FOR THE FISCAL YEAR ENDED JUNE 30, 2024**

FEDERAL GRANTOR <i>Pass Through Grantor</i> Program / Cluster Title	Federal AL Number	Total Federal Expenditures
U.S. DEPARTMENT OF AGRICULTURE		
<i>Passed Through Ohio Department of Education and Workforce</i>		
Child Nutrition Cluster:		
Non-Cash Assistance (Food Distribution)	10.555	\$ 105,992
Cash Assistance:		
National School Breakfast Program	10.553	353,492
National School Lunch Program	10.555	1,055,124
Fresh Fruits and Vegetables Program	10.582	67,796
Cash Assistance Subtotal		1,476,412
Total Child Nutrition Cluster (Cash and Non-cash)		1,582,404
Total U.S. Department of Agriculture		1,582,404
U.S. DEPARTMENT OF EDUCATION		
<i>Passed Through Ohio Department of Education and Workforce</i>		
Title I Grants to Local Educational Agencies	84.010	1,274,335
Special Education Cluster (IDEA):		
Special Education Grants to States	84.027	605,870
Special Education - Preschool Grants	84.173	16,769
Total Special Education Cluster (IDEA)		622,639
Supporting Effective Instruction State Grants	84.367	147,745
Student Support and Academic Enrichment Program:		
Student Support and Academic Enrichment Program	84.424A	99,378
Student Support and Academic Enrichment Program - Stronger Connections	84.424F	47,915
Total Student Support and Academic Enrichment Program		147,293
Career and Technical Education - Basic Grants to States	84.048	72,493
Education Stabilization Fund:		
COVID-19 Elementary and Secondary School Emergency Relief Fund	84.425D	(44,618)
COVID-19 Elementary and Secondary School Emergency Relief (ARP ESSER)	84.425U	5,252,413
COVID-19 Elementary and Secondary School Emergency Relief (Homeless)	84.425W	12,938
Total Education Stabilization Fund		5,220,733
Total U.S. Department of Education		7,485,238
U.S. DEPARTMENT OF THE TREASURY		
<i>Passed Through Ohio Department of Treasury</i>		
COVID-19 State and Local Fiscal Recovery Funds	21.027	214,225
Total U.S. Department of the Treasury		214,225
Total Expenditures of Federal Awards		9,281,867

See accompanying notes to the schedule of expenditures of federal awards.

**East Liverpool City School District
Columbiana County**

*Notes to the Schedule of Expenditure of Federal Awards
2 CFR 200.510(b)(6)*

For the Fiscal Year Ended June 30, 2024

NOTE A – BASIS OF PRESENTATION

The accompanying Schedule of Expenditures of Federal Awards (the Schedule) includes the federal award activity of East Liverpool City School District (the District's) under programs of the federal government for the year ended June 30, 2024. The information on this Schedule is prepared in accordance with the requirements of Title 2 U.S. *Code of Federal Regulations* Part 200, *Uniform Administrative Requirements, Cost Principles, and Audit Requirements for Federal Awards* (Uniform Guidance). Because the Schedule presents only a selected portion of the operations of the District, it is not intended to and does not present the financial position or changes in net position, or cash flows of the District.

NOTE B – SUMMARY OF SIGNIFICANT ACCOUNTING POLICIES

Expenditures reported on the Schedule are reported on the cash basis of accounting. Such expenditures are recognized following the cost principles contained in Uniform Guidance wherein certain types of expenditures may or may not be allowable or may be limited as to reimbursement. Negative amounts shown on the Schedule represent adjustments or credits made in the normal course of business to amounts reported as expenditures in prior years.

NOTE C – INDIRECT COST RATE

The District has elected not to use the 10-percent de minimis indirect cost rate as allowed under the Uniform Guidance.

NOTE D - CHILD NUTRITION CLUSTER

The District commingles cash receipts from the U.S. Department of Agriculture with similar State grants. When reporting expenditures on this Schedule, the District assumes it expends federal monies first.

NOTE E – FOOD DONATION PROGRAM

The District reports commodities consumed on the Schedule at the fair value. The District allocated donated food commodities to the respective program that benefitted from the use of those donated food commodities.



**INDEPENDENT AUDITOR'S REPORT ON INTERNAL CONTROL OVER
FINANCIAL REPORTING AND ON COMPLIANCE AND OTHER MATTERS
REQUIRED BY GOVERNMENT AUDITING STANDARDS**

East Liverpool City School District
Columbiana County
810 West 8th Street
East Liverpool, Ohio 43920

To the Board of Education:

We have audited, in accordance with the auditing standards generally accepted in the United States of America and the standards applicable to financial audits contained in *Government Auditing Standards* issued by the Comptroller General of the United States (*Government Auditing Standards*), the financial statements of the governmental activities, each major fund, and the aggregate remaining fund information of the East Liverpool City School District, Columbiana County, Ohio (the District) as of and for the year ended June 30, 2024, and the related notes to the financial statements, which collectively comprise the District's basic financial statements and have issued our report thereon dated June 2, 2025.

Report on Internal Control Over Financial Reporting

In planning and performing our audit of the financial statements, we considered the District's internal control over financial reporting (internal control) as a basis for designing audit procedures that are appropriate in the circumstances for the purposes of expressing our opinions on the financial statements, but not for the purpose of expressing an opinion on the effectiveness of the District's internal control. Accordingly, we do not express an opinion on the effectiveness of the District's internal control.

A *deficiency in internal control* exists when the design or operation of a control does not allow management or employees, in the normal course of performing their assigned functions, to prevent, or detect and correct misstatements on a timely basis. A *material weakness* is a deficiency, or a combination of deficiencies, in internal control, such that there is a reasonable possibility that a material misstatement of the District's financial statements will not be prevented, or detected and corrected, on a timely basis. A *significant deficiency* is a deficiency, or a combination of deficiencies, in internal control that is less severe than a material weakness, yet important enough to merit attention by those charged with governance.

Our consideration of internal control was for the limited purpose described in the first paragraph of this section and was not designed to identify all deficiencies in internal control that might be material weaknesses or significant deficiencies and therefore, material weaknesses or significant deficiencies may exist that were not identified. Given these limitations, during our audit we did not identify any deficiencies in internal control that we consider to be material weaknesses. We identified a certain deficiency in internal control, described in the accompanying schedule of findings as item 2024-001 that we consider to be a significant deficiency.

Report on Compliance and Other Matters

As part of obtaining reasonable assurance about whether the District's financial statements are free from material misstatement, we performed tests of its compliance with certain provisions of laws, regulations, contracts, and grant agreements, noncompliance with which could have a direct and material effect on the financial statements. However, providing an opinion on compliance with those provisions was not an objective of our audit and accordingly, we do not express such an opinion. The results of our tests disclosed an instance of noncompliance or other matters that is required to be reported under *Government Auditing Standards* and which is described in the accompanying schedule of findings as item 2024-001.

District's Response to Findings

Government Auditing Standards requires the auditor to perform limited procedures on the District's response to the finding identified in our audit and described in the accompanying schedule of findings and corrective action plan. The District's response was not subjected to the other auditing procedures applied in the audit of the financial statements and, accordingly, we express no opinion on the response.

Purpose of This Report

The purpose of this report is solely to describe the scope of our testing of internal control and compliance and the results of that testing, and not to provide an opinion on the effectiveness of the District's internal control or on compliance. This report is an integral part of an audit performed in accordance with *Government Auditing Standards* in considering the District's internal control and compliance. Accordingly, this communication is not suitable for any other purpose.



BHM CPA Group Inc.
Portsmouth, Ohio
June 2, 2025



**INDEPENDENT AUDITOR'S REPORT ON COMPLIANCE WITH REQUIREMENTS
APPLICABLE TO EACH MAJOR FEDERAL PROGRAM AND ON INTERNAL CONTROL OVER
COMPLIANCE REQUIRED BY THE UNIFORM GUIDANCE**

East Liverpool City School District
Columbiana County
810 West 8th Street
East Liverpool, Ohio 43920

To the Board of Education:

Report on Compliance for Each Major Federal Program

Opinion on Each Major Federal Program

We have audited East Liverpool City School District's, Columbiana County, (the District) compliance with the types of compliance requirements identified as subject to audit in the U.S. Office of Management and Budget (OMB) *Compliance Supplement* that could have a direct and material effect each of on East Liverpool City School District's major federal programs for the year ended June 30, 2024. East Liverpool City School District's major federal programs are identified in the *Summary of Auditor's Results* section of the accompanying schedule of findings.

In our opinion, East Liverpool City School District complied, in all material respects, with the compliance requirements referred to above that could have a direct and material effect on each of its major federal programs for the year ended June 30, 2024.

Basis for Opinion on Each Major Federal Program

We conducted our audit of compliance in accordance with auditing standards generally accepted in the United States of America (GAAS); the standards applicable to financial audits contained in *Government Auditing Standards* issued by the Comptroller General of the United States (*Government Auditing Standards*); and the audit requirements of Title 2 U.S. *Code of Federal Regulations* Part 200, *Uniform Administrative Requirements, Cost Principles, and Audit Requirements for Federal Awards* (Uniform Guidance). Our responsibilities under those standards and the Uniform Guidance are further described in the *Auditor's Responsibilities for the Audit of Compliance* section of our report.

We are required to be independent of the District and to meet our other ethical responsibilities, in accordance with relevant ethical requirements relating to our audit. We believe that the audit evidence we have obtained is sufficient and appropriate to provide a basis for our opinion on compliance for each major federal program. Our audit does not provide a legal determination of the District's compliance with the compliance requirements referred to above.

Responsibilities of Management for Compliance

The District's Management is responsible for compliance with the requirements referred to above and for the design, implementation, and maintenance of effective internal control over compliance with the requirements of laws, statutes, regulations, rules, and provisions of contracts or grant agreements applicable to the District's federal programs.

Auditor's Responsibilities for the Audit of Compliance

Our objectives are to obtain reasonable assurance about whether material noncompliance with the compliance requirements referred to above occurred, whether due to fraud or error, and express an opinion on the District's compliance based on our audit. Reasonable assurance is a high level of assurance but is not absolute assurance and therefore is not a guarantee that an audit conducted in accordance with GAAS, *Government Auditing Standards*, and the Uniform Guidance will always detect material noncompliance when it exists. The risk of not detecting material noncompliance resulting from fraud is higher than for that resulting from error, as fraud may involve collusion, forgery, intentional omissions, misrepresentations, or the override of internal control. Noncompliance with the compliance requirements referred to above is considered material if there is a substantial likelihood that, individually or in the aggregate, it would influence the judgment made by a reasonable user of the report on compliance about the District's compliance with the requirements of each major federal program as a whole.

In performing an audit in accordance with GAAS, *Government Auditing Standards*, and the Uniform Guidance, we:

- exercise professional judgment and maintain professional skepticism throughout the audit.
- identify and assess the risks of material noncompliance, whether due to fraud or error, and design and perform audit procedures responsive to those risks. Such procedures include examining, on a test basis, evidence regarding the District's compliance with the compliance requirements referred to above and performing such other procedures as we considered necessary in the circumstances.
- obtain an understanding of the District's internal control over compliance relevant to the audit in order to design audit procedures that are appropriate in the circumstances and to test and report on internal control over compliance in accordance with the Uniform Guidance, but not for the purpose of expressing an opinion on the effectiveness of the District's internal control over compliance. Accordingly, no such opinion is expressed.

We are required to communicate with those charged with governance regarding, among other matters, the planned scope and timing of the audit and any significant deficiencies and material weaknesses in internal control over compliance that we identified during the audit.

Report on Internal Control Over Compliance

A *deficiency in internal control over compliance* exists when the design or operation of a control over compliance does not allow management or employees, in the normal course of performing their assigned functions, to prevent, or detect and correct, noncompliance with a type of compliance requirement of a federal program on a timely basis. A *material weakness in internal control over compliance* is a deficiency, or combination of deficiencies, in internal control over compliance, such that there is a reasonable possibility that material noncompliance with a type of compliance requirement of a federal program will not be prevented, or detected and corrected, on a timely basis. A *significant deficiency in internal control over compliance* is a deficiency, or a combination of deficiencies, in internal control over compliance with a type of compliance requirement of a federal program that is less severe than a material weakness in internal control over compliance, yet important enough to merit attention by those charged with governance.

Our consideration of internal control over compliance was for the limited purpose described in the *Auditor's Responsibilities for the Audit of Compliance* section above and was not designed to identify all deficiencies in internal control over compliance that might be material weaknesses or significant deficiencies in internal control over compliance. Given these limitations, during our audit we did not identify any deficiencies in internal control over compliance that we consider to be material weaknesses, as defined above. However, material weaknesses or significant deficiencies in internal control over compliance may exist that were not identified.

Our audit was not designed for the purpose of expressing an opinion on the effectiveness of internal control over compliance. Accordingly, no such opinion is expressed.

The purpose of this report on internal control over compliance is solely to describe the scope of our testing of internal control over compliance and the results of this testing based on the requirements of the Uniform Guidance. Accordingly, this report is not suitable for any other purpose.

A handwritten signature in black ink that reads "BHM CPA Group". The letters are cursive and slightly slanted to the right.

BHM CPA Group Inc.
Portsmouth, Ohio
June 2, 2025

**East Liverpool City School District
Columbiana County, Ohio**

**Schedule of Findings
2 CFR § 200.515
June 30, 2024**

1. SUMMARY OF AUDITOR'S RESULTS

(d)(1)(i)	Type of Financial Statement Opinion	Unmodified
(d)(1)(ii)	Were there any material weaknesses in internal control reported at the financial statement level (GAGAS)?	No
(d)(1)(ii)	Were there any significant deficiencies in internal control reported at the financial statement level (GAGAS)?	Yes
(d)(1)(iii)	Was there any reported material noncompliance at the financial statement level (GAGAS)?	Yes
(d)(1)(iv)	Were there any material weaknesses in internal control reported for major federal programs?	No
(d)(1)(iv)	Were there any significant deficiencies in internal control reported for major federal programs?	No
(d)(1)(v)	Type of Major Program's Compliance Opinion	Unmodified
(d)(1)(vi)	Are there any reportable findings under 2 CFR § 200.516(a)?	No
(d)(1)(vii)	Major Programs (list):	Education Stabilization Fund ALN 84.425D, 84.425U, 84.425W Child Nutrition Cluster ALN 10.553, 10.555, 10.582
(d)(1)(viii)	Dollar Threshold: Type A\B Programs	Type A: > \$750,000 Type B: all others
(d)(1)(ix)	Low Risk Auditee under 2 CFR § 200.520?	No

**East Liverpool City School District
Columbiana County, Ohio**

**Schedule of Findings
2 CFR § 200.515
June 30, 2024**

**2. FINDINGS RELATED TO THE FINANCIAL STATEMENTS
REQUIRED TO BE REPORTED IN ACCORDANCE WITH GAGAS**

FINDING NUMBER 2024-001

Noncompliance and Significant Deficiency – Expenditures Exceeding Appropriations

Ohio Rev. Code § 5705.41(B) prohibits a subdivision or taxing authority unit from making any expenditure of money unless it has been appropriated in accordance with the Ohio Revised Code.

Due to inadequate policies and procedures in approving and reviewing budget versus actual information, the District's General Fund, Classroom Facilities Fund, Capital Projects Fund, and Employees Benefits Self Insurance Fund had expenditures in excess of appropriations of \$66,781, \$55,419, \$86,119 and \$1,658,892, respectively, as of June 30, 2024.

Failure to have adequate appropriations in place at the time expenditures are made could cause expenditures to exceed available resources, further resulting in deficit spending practices.

The Board of Education should closely monitor expenditures and appropriations and make the necessary appropriation amendments, if possible, to reduce the likelihood of expenditures exceeding appropriations. Additionally, the Treasurer should deny payment requests exceeding appropriations when appropriations are inadequate to cover the expenditures.

Officials' Response: See Corrective Action Plan.

3. FINDINGS FOR FEDERAL AWARDS

None noted

**East Liverpool City School District
Columbiana County, Ohio**

Summary Schedule of Prior Audit Findings
2 CFR §200.511(b)
June 30, 2024

Finding Number	Finding Summary	Status	Additional Information
2023-001	Noncompliance and Significant Deficiency – Expenditures Exceeding Appropriations	Not Corrected	Reissued as finding 2024-001
2023-002	Federal Programs – Unallowable Costs/Cost Principles and Allowable Activities	Fully Corrected	
2023-003	Federal Programs – Procurement, Suspension and Debarment	Fully Corrected	
2023-004	Finding for Recovery	Fully Corrected	
2023-005	Finding for Recovery	Fully Corrected	

**East Liverpool City School District
Columbiana County, Ohio**

Corrective Action Plan
2 CFR § 200.511(c)
June 30, 2024

Finding Control Number: 2024-001

Planned Corrective Action: We reviewed the details of the Appropriations versus Expenditures and will file amended certificates if needed and or deny budgetary requests when they exceed.

Anticipated Completion Date: 06/30/2025

Contact Person: The official responsible for completing the corrective action is listed below:

Anson Wiegand
East Liverpool City School District Treasurer
Phone: (330)-385-7132
Email: anson.wiegand@elpotters.school

This page intentionally left blank.

OHIO AUDITOR OF STATE KEITH FABER



EAST LIVERPOOL CITY SCHOOL DISTRICT

COLUMBIANA COUNTY

AUDITOR OF STATE OF OHIO CERTIFICATION

This is a true and correct copy of the report, which is required to be filed pursuant to Section 117.26, Revised Code, and which is filed in the Office of the Ohio Auditor of State in Columbus, Ohio.



Certified for Release 8/14/2025

65 East State Street, Columbus, Ohio 43215
Phone: 614-466-4514 or 800-282-0370

This report is a matter of public record and is available online at
www.ohioauditor.gov