

PLAIN LOCAL SCHOOL DISTRICT
STARK COUNTY, OHIO

SINGLE AUDIT

FOR THE FISCAL YEAR ENDED
JUNE 30, 2023



Rea & associates

www.reacpa.com

OHIO AUDITOR OF STATE
KEITH FABER



88 East Broad Street
Columbus, Ohio 43215
IPAReport@ohioauditor.gov
(800) 282-0370

Board of Education
Plain Local School District
901 44th Street Northwest
Canton, Ohio 44709

We have reviewed the *Independent Auditor's Report* of the Plain Local School District, Stark County, prepared by Rea & Associates, Inc., for the audit period July 1, 2022 through June 30, 2023. Based upon this review, we have accepted these reports in lieu of the audit required by Section 117.11, Revised Code. The Auditor of State did not audit the accompanying financial statements and, accordingly, we are unable to express, and do not express an opinion on them.

Our review was made in reference to the applicable sections of legislative criteria, as reflected by the Ohio Constitution, and the Revised Code, policies, procedures and guidelines of the Auditor of State, regulations and grant requirements. The Plain Local School District is responsible for compliance with these laws and regulations.

A handwritten signature in cursive script that reads "Keith Faber".

Keith Faber
Auditor of State
Columbus, Ohio

January 05, 2024

This page intentionally left blank.

Plain Local School District
Stark County, Ohio
Table of Contents
June 30, 2023

	<i>Page</i>
Independent Auditor’s Report	1
Management’s Discussion and Analysis	5
Basic Financial Statements:	
Government-Wide Financial Statements:	
Statement of Net Position.....	16
Statement of Activities	17
Fund Financial Statements:	
Balance Sheet – Governmental Funds.....	18
Reconciliation of Total Governmental Fund Balances to Net Position of Governmental Activities	19
Statement of Revenues, Expenditures and Changes in Fund Balances – Governmental Funds.....	20
Reconciliation of the Statement of Revenues, Expenditures and Changes in Fund Balances of Governmental Funds to the Statement of Activities.....	21
Statement of Revenues, Expenditures, and Changes in Fund Balance – Budget and Actual (Non-GAAP Budgetary Basis) – General Fund	22
Statement of Fiduciary Net Position – Fiduciary Funds.....	23
Statement of Changes in Fiduciary Net Position – Fiduciary Funds.....	24
Notes to the Basic Financial Statements.....	25

Plain Local School District
Stark County, Ohio
Table of Contents
June 30, 2023
(Continued)

	<i>Page</i>
Required Supplementary Information:	
Schedule of the District’s Proportionate Share of the Net Pension Liability:	
School Employees Retirement System (SERS) of Ohio	66
State Teachers Retirement System (STRS) of Ohio.....	68
Schedule of District Pension Contributions:	
School Employees Retirement System (SERS) of Ohio	70
State Teachers Retirement System (STRS) of Ohio.....	72
Schedule of the District’s Proportionate Share of the Net OPEB Liability/Asset:	
School Employees Retirement System (SERS) of Ohio	74
State Teachers Retirement System (STRS) of Ohio.....	76
Schedule of District OPEB Contributions:	
School Employees Retirement System (SERS) of Ohio	78
State Teachers Retirement System (STRS) of Ohio.....	80
Notes to the Required Supplementary Information.....	82
Independent Auditor’s Report on Internal Control Over Financial Reporting and on Compliance and Other Matters Based on an Audit of Financial Statements Performed in Accordance with <i>Government Auditing Standards</i>	
	87
Independent Auditor’s Report on Compliance for Each Major Federal Program and Report on Internal Control over Compliance required by the Uniform Guidance.....	
	89
Schedule of Expenditures of Federal Awards	92
Notes to the Schedule of Expenditures of Federal Awards	94
Schedule of Findings and Questioned Costs	95

Independent Auditor's Report

To the Board of Education and Management
Plain Local School District
Stark County, Ohio
901 44th Street NW
Canton, Ohio 44709

Report on the Audit of the Financial Statements

Opinions

We have audited the financial statements of the governmental activities, each major fund, and the aggregate remaining fund information of the Plain Local School District, Stark County, Ohio, (the "District") as of and for the year ended June 30, 2023, and the related notes to the financial statements, which collectively comprise the District's basic financial statements as listed in the table of contents.

In our opinion, the accompanying financial statements referred to above present fairly, in all material respects, the respective financial position of the governmental activities, each major fund, and the aggregate remaining fund information of the District, as of June 30, 2023, and the respective changes in financial position and the budgetary comparison for the general fund for the year then ended in accordance with accounting principles generally accepted in the United States of America.

Basis for Opinions

We conducted our audit in accordance with auditing standards generally accepted in the United States of America (GAAS) and the standards applicable to financial audits contained in *Government Auditing Standard* issued by the Comptroller General of the United States (*Government Auditing Standards*). Our responsibilities under those standards are further described in the Auditor's Responsibilities for the Audit of the Financial Statements section of our report. We are required to be independent of the District and to meet our other ethical responsibilities, in accordance with the relevant ethical requirements relating to our audit. We believe that the audit evidence we have obtained is sufficient and appropriate to provide a basis for our audit opinions.

Responsibilities of Management for the Financial Statements

Management is responsible for the preparation and fair presentation of the financial statements in accordance with accounting principles generally accepted in the United States of America, and for the design, implementation, and maintenance of internal control relevant to the preparation and fair presentation of financial statements that are free from material misstatement, whether due to fraud or error.

In preparing the financial statements, management is required to evaluate whether there are conditions or events, considered in the aggregate, that raise substantial doubt about the District's ability to continue as a going concern for twelve months beyond the financial statement date, including any currently known information that may raise substantial doubt shortly thereafter.

Auditor's Responsibilities for the Audit of the Financial Statements

Our objectives are to obtain reasonable assurance about whether the financial statements as a whole are free from material misstatement, whether due to fraud or error, and to issue an auditor's report that includes our opinions. Reasonable assurance is a high level of assurance but is not absolute assurance and therefore is not a guarantee that an audit conducted in accordance with GAAS and *Government Auditing Standards* will always detect a material misstatement when it exists. The risk of not detecting a material misstatement resulting from fraud is higher than for one resulting from error, as fraud may involve collusion, forgery, intentional omissions, misrepresentations, or the override of internal control. Misstatements are considered material if there is a substantial likelihood that, individually or in the aggregate, they would influence the judgment made by a reasonable user based on the financial statements.

In performing an audit in accordance with GAAS and *Government Auditing Standards*, we

- exercise professional judgment and maintain professional skepticism throughout the audit.
- identify and assess the risks of material misstatement of the financial statements, whether due to fraud or error, and design and perform audit procedures responsive to those risks. Such procedures include examining, on a test basis, evidence regarding the amounts and disclosures in the financial statements.
- obtain an understanding of internal control relevant to the audit in order to design audit procedures that are appropriate in the circumstances, but not for the purpose of expressing an opinion on the effectiveness of the District's internal control. Accordingly, no such opinion is expressed.
- evaluate the appropriateness of accounting policies used and the reasonableness of significant accounting estimates made by management, as well as evaluate the overall presentation of the financial statements.
- conclude whether, in our judgment, there are conditions or events, considered in the aggregate, that raise substantial doubt about the District's ability to continue as a going concern for a reasonable period of time.

We are required to communicate with those charged with governance regarding, among other matters, the planned scope and timing of the audit, significant audit findings, and certain internal control related matters that we identified during the audit.

Required Supplementary Information

Accounting principles generally accepted in the United States of America require that the Management's Discussion and Analysis and pension and other post-employment benefit schedules be presented to supplement the basic financial statements. Such information is the responsibility of management and, although not a part of the basic financial statements, is required by the Governmental Accounting Standards Board who considers it to be an essential part of financial reporting for placing the basic financial statements in an appropriate operational, economic, or historical context. We have applied certain limited procedures to the required supplementary information in accordance with GAAS, which

consisted of inquiries of management about the methods of preparing the information and comparing the information for consistency with management's responses to our inquiries, the basic financial statements, and other knowledge we obtained during our audit of the basic financial statements. We do not express an opinion or provide any assurance on the information because the limited procedures do not provide us with sufficient evidence to express an opinion or provide any assurance.

Supplementary Information

Our audit was conducted for the purpose of forming opinions on the financial statements that collectively comprise the District's basic financial statements. The *Schedule of Expenditures of Federal Awards, as required by Title 2 U.S. Code of Federal Regulations Part 200*, Uniform Administrative Requirements, Cost Principles, and Audit Requirements for Federal Awards are presented for purposes of additional analysis and are not a required part of the basic financial statements. Such information is the responsibility of management and was derived from and relates directly to the underlying accounting and other records used to prepare the basic financial statements. The information has been subjected to the auditing procedures applied in the audit of the basic financial statements and certain additional procedures, including comparing and reconciling such information directly to the underlying accounting and other records used to prepare the basic financial statements or to the basic financial statements themselves, and other additional procedures in accordance with GAAS. In our opinion, the *Schedule of Expenditures of Federal Awards* is fairly stated, in all material respects, in relation to the basic financial statements as a whole.

Other Reporting Required by *Government Auditing Standards*

In accordance with *Government Auditing Standards*, we have also issued our report dated December 21, 2023 on our consideration of the District's internal control over financial reporting and on our tests of its compliance with certain provisions of laws, regulations, contracts, and grant agreements and other matters. The purpose of that report is solely to describe the scope of our testing of internal control over financial reporting and compliance and the results of that testing, and not to provide an opinion on the effectiveness of the District's internal control over financial reporting or on compliance. That report is an integral part of an audit performed in accordance with *Government Auditing Standards* in considering District's internal control over financial reporting and compliance.

Rea & Associates, Inc.

Rea & Associates, Inc.
New Philadelphia, Ohio
December 21, 2023

This page intentionally left blank

**PLAIN LOCAL SCHOOL DISTRICT
STARK COUNTY, OHIO**

MANAGEMENT'S DISCUSSION AND ANALYSIS
FOR THE FISCAL YEAR ENDED JUNE 30, 2023

The discussion and analysis of the Plain Local School District's (the "District") financial performance provides an overall review of the District's financial activities for the fiscal year ended June 30, 2023. The intent of this discussion and analysis is to look at the District's financial performance as a whole; readers should also review the basic financial statements and the notes to the basic financial statements to enhance their understanding of the District's financial performance.

Financial Highlights

Key financial highlights for fiscal year 2023 are as follows:

- In total, net position of governmental activities increased \$4,671,192 from fiscal year 2022 net position.
- General revenues accounted for \$61,425,832 in revenue or 72.43% of all revenues. Program specific revenues in the form of charges for services and sales, grants and contributions accounted for \$23,380,857 or 27.57% of total revenues of \$84,806,689.
- The District had \$80,135,497 in expenses related to governmental activities; \$23,380,857 of these expenses were offset by program specific charges for services, grants or contributions. General revenues supporting governmental activities (primarily taxes and unrestricted grants and entitlements) of \$61,425,832 were adequate to provide for these programs.
- The District's only major governmental fund is the general fund. The general fund had \$64,859,677 in revenues and other financing sources and \$66,503,826 in expenditures. Fund balance of the general fund decreased during the year from \$33,423,877 to \$31,778,946.

Using this Financial Report

This annual report consists of a series of financial statements and notes to those statements. These statements are organized so the reader can understand the District as a financial whole, an entire operating entity. The statements then proceed to provide an increasingly detailed look at specific financial activities.

The *statement of net position* and *statement of activities* provide information about the activities of the whole District, presenting both an aggregate view of the District's finances and a longer-term view of those finances. Fund financial statements provide the next level of detail. For governmental funds, these statements tell how services were financed in the short-term as well as what remains for future spending. The fund financial statements also look at the District's most significant funds with all other nonmajor funds presented in total in one column. The District's only major governmental fund is the general fund.

Reporting the District as a Whole

Statement of Net Position and the Statement of Activities

While this document contains the large number of funds used by the District to provide programs and activities, the view of the District as a whole looks at all financial transactions and asks the question, "How did we do financially during 2023?" The statement of net position and the statement of activities answer this question. These statements include *all non-fiduciary assets, liabilities, deferred inflows and outflows of resources, revenues and expenses* using the *accrual basis of accounting* similar to the accounting used by most private-sector companies. This basis of accounting will take into account all of the current year's revenues and expenses regardless of when cash is received or paid.

These two statements report the District's *net position* and changes in that position. This change in net position is important because it tells the reader that, for the District as a whole, the *financial position* of the District has improved or diminished. The causes of this change may be the result of many factors, some financial, some not. Non-financial factors include the District's property tax base, current property tax laws in Ohio restricting revenue growth, facility conditions, required educational programs and other factors.

**PLAIN LOCAL SCHOOL DISTRICT
STARK COUNTY, OHIO**

MANAGEMENT'S DISCUSSION AND ANALYSIS
FOR THE FISCAL YEAR ENDED JUNE 30, 2023

In the statement of net position and the statement of activities, the governmental activities include the District's programs and services, including instruction, support services, operation and maintenance of plant, pupil transportation, extracurricular activities, and food service operations.

Reporting the District's Most Significant Funds

Fund Financial Statements

The analysis of the District's major governmental funds begins on page 12. Fund financial reports provide detailed information about the District's major funds. The District uses many funds to account for a multitude of financial transactions. However, these fund financial statements focus on the District's most significant funds. The District's major governmental fund is the general fund.

Governmental Funds

Most of the District's activities are reported in governmental funds, which focus on how money flows into and out of those funds and the balances left at year-end available for spending in future periods. These funds are reported using an accounting method called *modified accrual* accounting, which measures cash and all other *financial assets* that can readily be converted to cash. The governmental fund financial statements provide a detailed *short-term* view of the District's general government operations and the basic services it provides. Governmental fund information helps you determine whether there are more or fewer financial resources that can be spent in the near future to finance educational programs. The relationship (or differences) between governmental *activities* (reported in the statement of net position and the statement of activities) and governmental *funds* is reconciled in the basic financial statements.

Reporting the District's Fiduciary Responsibilities

The District acts in a trustee capacity as an agent for individuals, private organizations, or other governmental units. These activities are reported in custodial funds. The District's fiduciary activities are reported in a statement of fiduciary net position and a statement of changes in fiduciary net position. These activities are excluded from the District's other financial statements because the assets cannot be utilized by the District to finance its operations.

Notes to the Basic Financial Statements

The notes provide additional information that is essential to a full understanding of the data provided in the government-wide and fund financial statements.

Required Supplementary Information

The required supplementary information provides detailed information regarding the District's proportionate share of the net pension liability and the net OPEB liability/asset of the retirement systems. It also includes a ten year schedule of the District's contributions to the retirement systems to fund pension and OPEB obligations.

**PLAIN LOCAL SCHOOL DISTRICT
STARK COUNTY, OHIO**

MANAGEMENT'S DISCUSSION AND ANALYSIS
FOR THE FISCAL YEAR ENDED JUNE 30, 2023

The District as a Whole

The statement of net position provides the perspective of the District as a whole. The following table provides a summary of the District's net position at June 30, 2023 and 2022.

	Net Position	
	Governmental Activities 2023	Governmental Activities 2022
	<u>2023</u>	<u>2022</u>
<u>Assets</u>		
Current and other assets	\$ 87,691,674	\$ 85,848,329
Net OPEB asset	5,210,301	4,222,350
Capital assets, net	<u>62,457,639</u>	<u>60,753,369</u>
Total assets	<u>155,359,614</u>	<u>150,824,048</u>
<u>Deferred outflows of resources</u>		
Unamortized deferred charges on debt refunding	1,487,281	1,690,093
Pension	13,849,448	14,193,759
OPEB	<u>1,688,496</u>	<u>2,086,968</u>
Total deferred outflows of resources	<u>17,025,225</u>	<u>17,970,820</u>
<u>Liabilities</u>		
Current liabilities	10,741,814	9,708,627
Long-term liabilities:		
Due within one year	3,528,283	3,299,018
Due in more than one year:		
Net pension liability	59,605,497	36,118,891
Net OPEB liability	3,946,714	5,549,505
Other amounts	<u>28,457,437</u>	<u>31,517,561</u>
Long-term liabilities	<u>95,537,931</u>	<u>76,484,975</u>
Total liabilities	<u>106,279,745</u>	<u>86,193,602</u>
<u>Deferred inflows of resources</u>		
Property taxes levied for the next fiscal year	34,842,732	34,111,556
Pension	5,283,599	28,043,652
OPEB	<u>8,994,886</u>	<u>8,133,373</u>
Total deferred inflows of resources	<u>49,121,217</u>	<u>70,288,581</u>
<u>Net position</u>		
Net investment in capital assets	36,109,412	31,533,975
Restricted	9,299,930	7,011,450
Unrestricted (deficit)	<u>(28,425,465)</u>	<u>(26,232,740)</u>
Total net position	<u>\$ 16,983,877</u>	<u>\$ 12,312,685</u>

**PLAIN LOCAL SCHOOL DISTRICT
STARK COUNTY, OHIO**

MANAGEMENT'S DISCUSSION AND ANALYSIS
FOR THE FISCAL YEAR ENDED JUNE 30, 2023

The net pension liability (NPL) is the largest single liability reported by the District at June 30, 2023 and is reported pursuant to Governmental Accounting Standards Board (GASB) Statement 68, "Accounting and Financial Reporting for Pensions—An Amendment of GASB Statement 27." The District has adopted GASB Statement 75, "Accounting and Financial Reporting for Postemployment Benefits Other Than Pensions," which significantly revises accounting for costs and liabilities related to other postemployment benefits (OPEB). For reasons discussed below, many end users of this financial statement will gain a clearer understanding of the District's actual financial condition by adding deferred inflows related to pension and OPEB, the net pension liability and the net OPEB liability to the reported net position and subtracting deferred outflows related to pension and OPEB and the net OPEB asset.

Governmental Accounting Standards Board standards are national and apply to all government financial reports prepared in accordance with generally accepted accounting principles. Prior accounting for pensions (GASB 27) and postemployment benefits (GASB 45) focused on a funding approach. This approach limited pension and OPEB costs to contributions annually required by law, which may or may not be sufficient to fully fund each plan's *net pension liability* or *net OPEB liability*. GASB 68 and GASB 75 take an earnings approach to pension and OPEB accounting; however, the nature of Ohio's statewide pension/OPEB plans and state law governing those systems requires additional explanation in order to properly understand the information presented in these statements.

GASB 68 and GASB 75 require the net pension liability and the net OPEB liability to equal the District's proportionate share of each plan's collective:

1. Present value of estimated future pension/OPEB benefits attributable to active and inactive employees' past service.
2. Minus plan assets available to pay these benefits.

GASB notes that pension and OPEB obligations, whether funded or unfunded, are part of the "employment exchange" – that is, the employee is trading his or her labor in exchange for wages, benefits, and the promise of a future pension and other postemployment benefits. GASB noted that the unfunded portion of this promise is a present obligation of the government, part of a bargained-for benefit to the employee, and should accordingly be reported by the government as a liability since they received the benefit of the exchange. However, the District is not responsible for certain key factors affecting the balance of these liabilities. In Ohio, the employee shares the obligation of funding pension benefits with the employer. Both employer and employee contribution rates are capped by State statute. A change in these caps requires action of both Houses of the General Assembly and approval of the Governor. Benefit provisions are also determined by State statute. The Ohio Revised Code permits, but does not require, the retirement systems to provide healthcare to eligible benefit recipients. The retirement systems may allocate a portion of the employer contributions to provide for these OPEB benefits.

The employee enters the employment exchange with the knowledge that the employer's promise is limited not by contract but by law. The employer enters the exchange also knowing that there is a specific, legal limit to its contribution to the retirement system. In Ohio, there is no legal means to enforce the unfunded liability of the pension/OPEB plan *as against the public employer*. State law operates to mitigate/lessen the moral obligation of the public employer to the employee, because all parties enter the employment exchange with notice as to the law. The retirement system is responsible for the administration of the pension and OPEB plans.

Most long-term liabilities have set repayment schedules or, in the case of compensated absences (i.e. sick and vacation leave), are satisfied through paid time-off or termination payments. There is no repayment schedule for the net pension liability or the net OPEB liability. As explained above, changes in benefits, contribution rates, and return on investments affect the balance of these liabilities but are outside the control of the local government. In the event that contributions, investment returns, and other changes are insufficient to keep up with required payments, State statute does not assign/identify the responsible party for the unfunded portion. Due to the unique nature of how the net pension liability and the net OPEB liability are satisfied, these liabilities are separately identified within the long-term liability section of the statement of net position.

**PLAIN LOCAL SCHOOL DISTRICT
STARK COUNTY, OHIO**

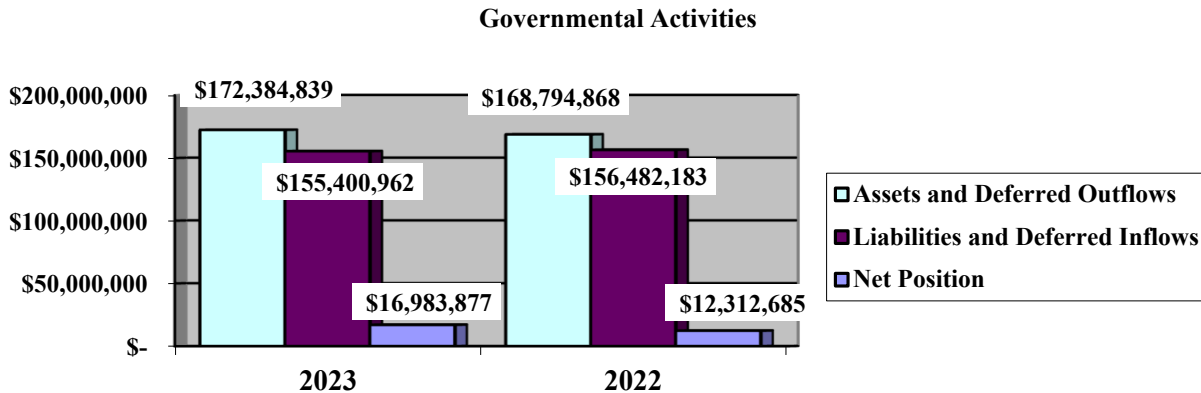
**MANAGEMENT’S DISCUSSION AND ANALYSIS
FOR THE FISCAL YEAR ENDED JUNE 30, 2023**

In accordance with GASB 68 and GASB 75, the District’s statements prepared on an accrual basis of accounting include an annual pension expense and an annual OPEB expense for their proportionate share of each plan’s *change* in net pension liability and net OPEB liability, respectively, not accounted for as deferred inflows/outflows. As the previous table illustrates, some of the most significant changes in net position were related to the District’s net pension liability and net OPEB liability/asset, and the related deferred inflows/outflows of resources. See Notes 12 and 13 in the notes to the basic financial statements for additional information regarding these components of net position. The net pension liability increased and deferred inflows of resources related to pension decreased. These changes were the result of changes at the pension system level for the State Teachers Retirement System (STRS) and the School Employees Retirement System (SERS). Primarily, net investment income on investments at both pension systems were negative for the fiscal year 2022 measurement date that are used for the fiscal year 2023 reporting. This caused a large decrease in their respective fiduciary net positions which was a drastic change from the previous fiscal year’s large positive investment returns.

At year-end, capital assets represented 40.20% of total assets. Capital assets include land, construction in progress, land improvements, buildings and improvements, furniture and equipment and vehicles. The net investment in capital assets at June 30, 2023 was \$36,109,412. Capital assets are used to provide services to the students and are not available for future spending.

A portion of the District’s net position, \$9,299,930, represents resources that are subject to external restriction on how they may be used. These are mostly resources restricted for capital projects, debt service, or food service operations. The remaining unrestricted portion of the District’s net position is a deficit of \$28,425,465.

The table below illustrates the District’s assets and deferred outflows of resources, liabilities and deferred inflows of resources, and net position at June 30, 2023 and 2022.



**PLAIN LOCAL SCHOOL DISTRICT
STARK COUNTY, OHIO**

MANAGEMENT'S DISCUSSION AND ANALYSIS
FOR THE FISCAL YEAR ENDED JUNE 30, 2023

The following table shows the change in net position for fiscal years 2023 and 2022.

	Change in Net Position	
	Governmental	Governmental
	Activities <u>2023</u>	Activities <u>2022</u>
<u>Revenues</u>		
Program revenues:		
Charges for services and sales	\$ 4,991,567	\$ 4,423,575
Operating grants and contributions	17,766,188	17,634,769
Capital grants and contributions	623,102	50,495
General revenues:		
Property taxes	35,169,222	35,776,139
Grants and entitlements	25,438,990	25,186,520
Investment earnings	676,576	(1,132,641)
Miscellaneous	<u>141,044</u>	<u>314,614</u>
Total revenues	<u>84,806,689</u>	<u>82,253,471</u>
<u>Expenses</u>		
Program expenses:		
Instruction:		
Regular	29,170,064	26,678,609
Special	13,355,959	11,157,730
Vocational	1,799,799	1,663,651
Other	269,811	372,292
Support services:		
Pupil	5,963,766	5,099,864
Instructional staff	2,302,299	1,820,277
Board of education	130,936	87,148
Administration	5,883,032	5,129,494
Fiscal	1,503,201	1,403,615
Business	522,292	368,412
Operations and maintenance	6,937,501	5,404,595
Pupil transportation	4,433,787	3,668,687
Central	763,566	520,186
Food service operations	3,923,219	3,561,168
Other non-instructional services	575,953	530,297
Extracurricular activities	1,748,651	1,482,269
Interest and fiscal charges	<u>851,661</u>	<u>1,237,653</u>
Total	80,135,497	70,185,947
Change in net position	4,671,192	12,067,524
Net position at beginning of year	<u>12,312,685</u>	<u>245,161</u>
Net position at end of year	<u>\$ 16,983,877</u>	<u>\$ 12,312,685</u>

**PLAIN LOCAL SCHOOL DISTRICT
STARK COUNTY, OHIO**

MANAGEMENT’S DISCUSSION AND ANALYSIS
FOR THE FISCAL YEAR ENDED JUNE 30, 2023

Governmental Activities

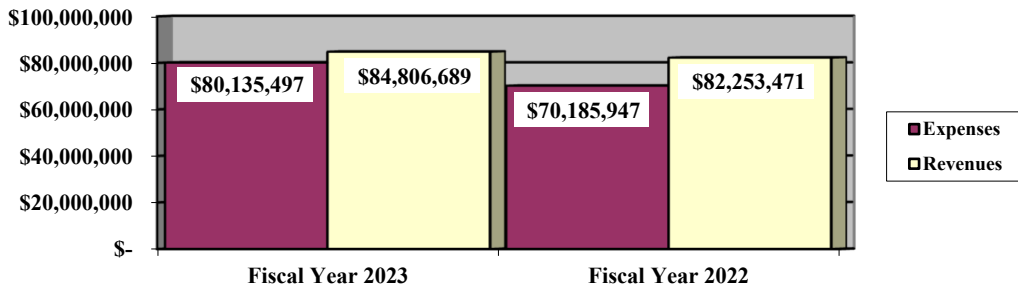
Net position of the District’s governmental activities increased \$4,671,192 in fiscal year 2023. Total governmental expenses of \$80,135,497 were offset by program revenues of \$23,380,857 and general revenues of \$61,425,832. Program revenues supported 29.18% of the total governmental expenses.

The primary sources of revenue for governmental activities are derived from property taxes and unrestricted grants and entitlements. These two revenue sources combined represent 71.47% and 74.12% of total governmental revenue in 2023 and 2022, respectively. Total revenues for fiscal year 2023 were \$2,553,218 or 3.10% higher than the prior year. The most significant change in revenues compared to the prior year, and the main reason for the overall increase, is reflected in investment earnings. This revenue is reported net of any increases or decreases in fair value of investments, which resulted a net negative in fiscal year 2022. However, investment values increased in fiscal year 2023, which combined with an increase in interest rates led to higher investment earnings for the year.

Expenses of the governmental activities increased \$9,949,550 or 14.18%. This increase is primarily the result of an increase in pension expense. This increase was the result of an increase in expenses incurred at the pension system level for the State Teachers Retirement System (STRS) and the School Employees Retirement System (SERS) due to a decrease in net investment income on investments compared to previous years.

The following graph presents the District’s governmental activities revenues and expenses for fiscal years 2023 and 2022.

Governmental Activities - Revenues and Expenses



The statement of activities shows the cost of program services and the charges for services and grants offsetting those services. The following table shows, for governmental activities, the total cost of services and the net cost of services. That is, it identifies the cost of these services supported by tax revenue and unrestricted State grants and entitlements.

**PLAIN LOCAL SCHOOL DISTRICT
STARK COUNTY, OHIO**

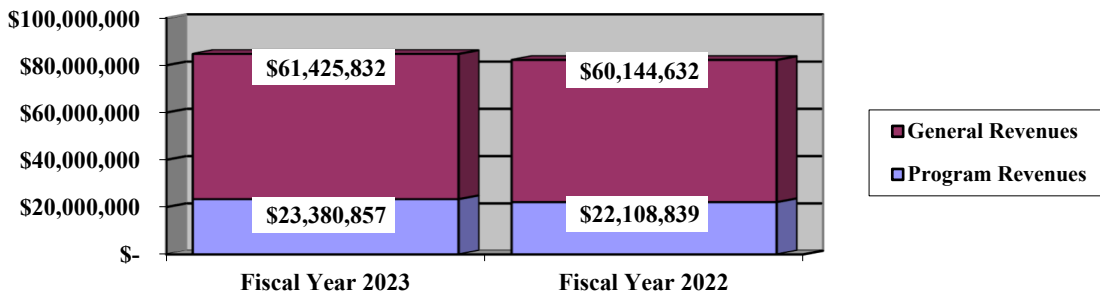
**MANAGEMENT'S DISCUSSION AND ANALYSIS
FOR THE FISCAL YEAR ENDED JUNE 30, 2023**

	Total Cost of Services <u>2023</u>	Net Cost of Services <u>2023</u>	Total Cost of Services <u>2022</u>	Net Cost of Services <u>2022</u>
Program expenses				
Instruction:				
Regular	\$ 29,170,064	\$ 25,274,870	\$ 26,678,609	\$ 24,054,840
Special	13,355,959	7,355,371	11,157,730	5,871,302
Vocational	1,799,799	1,157,266	1,663,651	508,223
Other	269,811	(104,953)	372,292	(444,897)
Support services:				
Pupil	5,963,766	1,142,433	5,099,864	1,517,268
Instructional staff	2,302,299	2,032,958	1,820,277	1,291,210
Board of education	130,936	130,122	87,148	87,148
Administration	5,883,032	5,330,946	5,129,494	4,729,882
Fiscal	1,503,201	1,495,089	1,403,615	1,385,435
Business	522,292	522,292	368,412	368,412
Operations and maintenance	6,937,501	5,930,073	5,404,595	4,776,553
Pupil transportation	4,433,787	3,938,760	3,668,687	3,081,392
Central	763,566	763,566	520,186	520,186
Food service operations	3,923,219	1,568	3,561,168	(1,643,719)
Other non-instructional services	575,953	18,633	530,297	(63,703)
Extracurricular activities	1,748,651	913,985	1,482,269	799,923
Interest and fiscal charges	851,661	851,661	1,237,653	1,237,653
Total	\$ 80,135,497	\$ 56,754,640	\$ 70,185,947	\$ 48,077,108

The dependence upon taxes and other general revenues for governmental activities is apparent; 75.53% of instruction activities are supported through taxes and other general revenues. For all governmental activities, general revenue support is 70.82%. The District's taxpayers and unrestricted grants and entitlements, as a whole, are by far the primary support for District students.

The graph below presents the District's governmental activities revenue for fiscal years 2023 and 2022.

Governmental Activities - General and Program Revenues



The District's Funds

The District's governmental funds reported a combined fund balance of \$39,403,848, or \$628,440 less than last year's total of \$40,032,288. The following schedule indicates the fund balance and the total change in fund balance as of June 30, 2023 and 2022.

**PLAIN LOCAL SCHOOL DISTRICT
STARK COUNTY, OHIO**

MANAGEMENT'S DISCUSSION AND ANALYSIS
FOR THE FISCAL YEAR ENDED JUNE 30, 2023

	<u>Fund Balance</u> <u>June 30, 2023</u>	<u>Fund Balance</u> <u>June 30, 2022</u>	<u>Change</u>	<u>Percentage</u> <u>Change</u>
General	\$ 31,778,946	\$ 33,423,877	\$ (1,644,931)	(4.92) %
Other Governmental	<u>7,624,902</u>	<u>6,608,411</u>	<u>1,016,491</u>	15.38 %
Total	<u>\$ 39,403,848</u>	<u>\$ 40,032,288</u>	<u>\$ (628,440)</u>	(1.57) %

General Fund

During fiscal year 2023, the District's general fund balance decreased \$1,644,931 or 4.92%. The following table assists in illustrating the revenues of the general fund for fiscal years 2023 and 2022.

	<u>2023</u> <u>Amount</u>	<u>2022</u> <u>Amount</u>	<u>Increase</u> <u>(Decrease)</u>	<u>Percentage</u> <u>Change</u>
<u>Revenues</u>				
Property taxes	\$ 31,864,327	\$ 32,092,266	\$ (227,939)	(0.71) %
Tuition and fees	2,494,609	2,965,418	(470,809)	(15.88) %
Earnings on investments	636,715	(1,139,498)	1,776,213	155.88 %
Intergovernmental	28,600,544	28,581,878	18,666	0.07 %
Other revenues	<u>706,149</u>	<u>814,973</u>	<u>(108,824)</u>	(13.35) %
Total	<u>\$ 64,302,344</u>	<u>\$ 63,315,037</u>	<u>\$ 987,307</u>	1.56 %

Total general fund revenues increased 1.56%, which is mostly due to the change in earnings on investments; see page 11 for more detail.

The following table assists in illustrating the expenditures of the general fund for fiscal years 2023 and 2022.

	<u>2023</u> <u>Amount</u>	<u>2022</u> <u>Amount</u>	<u>Increase</u> <u>(Decrease)</u>	<u>Percentage</u> <u>Change</u>
<u>Expenditures</u>				
Instruction	\$ 39,589,016	\$ 37,597,020	\$ 1,991,996	5.30 %
Support services	25,808,975	23,580,144	2,228,831	9.45 %
Extracurricular activities	1,105,835	1,052,713	53,122	5.05 %
Capital outlay	<u>-</u>	<u>195,791</u>	<u>(195,791)</u>	(100.00)
Total	<u>\$ 66,503,826</u>	<u>\$ 62,425,668</u>	<u>\$ 4,078,158</u>	6.53 %

The overall increase in general fund expenditures is due in part to normal wages and salary increases, as well as an increase in fringe benefits costs, including employee health insurance premiums and retirement system contributions. In addition, general inflationary increases contributed to higher costs of purchased services and supplies and materials.

General Fund Budgeting Highlights

The District's budget is prepared according to Ohio law and is based on accounting for certain transactions on a basis of cash receipts, disbursements and encumbrances. The most significant budgeted fund is the general fund.

During the course of fiscal year 2023, the District amended its general fund budget as needed. For the general fund, original and final budgeted revenues and other financing sources were equal to \$65,706,761. Actual revenues and other financing sources were \$65,706,760.

**PLAIN LOCAL SCHOOL DISTRICT
STARK COUNTY, OHIO**

MANAGEMENT'S DISCUSSION AND ANALYSIS
FOR THE FISCAL YEAR ENDED JUNE 30, 2023

General fund original appropriations (appropriated expenditures plus other financing uses) and final budgeted appropriations were equal to \$69,883,087. Actual expenditures and other financing uses were \$69,883,085 or \$2 less than the final budget.

Capital Assets and Debt Administration

Capital Assets

At the end of fiscal year 2023, the District had \$62,457,639 invested in land, construction in progress, land improvements, buildings and improvements, furniture and equipment, and vehicles (net of accumulated depreciation). The following table shows fiscal year 2023 balances compared to 2022.

**Capital Assets at June 30
(Net of Depreciation)**

	Governmental Activities	
	2023	2022
Land	\$ 2,384,610	\$ 2,384,610
Land improvements	15,641,160	7,958,268
Buildings and improvements	39,483,770	41,282,790
Furniture and equipment	2,718,071	3,320,917
Vehicles	2,068,179	2,570,642
Construction in progress	161,849	3,236,142
Total	\$ 62,457,639	\$ 60,753,369

Total additions to capital assets for fiscal year 2023 were \$5,875,549 and disposals, net of accumulated depreciation were \$630,743. The District recognized depreciation expense of \$3,540,536 during the year. See Note 8 in the notes to the basic financial statements for additional information on capital assets.

Debt Administration

At June 30, 2023, the District had \$26,155,000 in general obligation bonds outstanding. Of this total, \$2,865,000 is due within one year and \$23,290,000 is due in greater than one year. The following table summarizes the bonds outstanding.

Outstanding Debt, at Year-End

	Governmental Activities	
	2023	2022
General Obligation Bonds:		
Series 2017 Refunding	26,155,000	28,915,000
Total	\$ 26,155,000	\$ 28,915,000

There were no new debt additions in fiscal year 2023 and principal payments amounted to \$2,760,000. See Note 9 in the notes to the basic financial statements for additional information on the District's debt administration.

**PLAIN LOCAL SCHOOL DISTRICT
STARK COUNTY, OHIO**

**MANAGEMENT'S DISCUSSION AND ANALYSIS
FOR THE FISCAL YEAR ENDED JUNE 30, 2023**

Current Financial Related Activities

The District relies heavily on real estate tax collections. Total receipts in the general fund real estate tax and personal property receipts (and delinquency collections) increased by \$498,370 in fiscal year 2023 (FY23). All district millage is continuing. State aide in the general fund experienced a slight decline, but interest income and other local revenue rebounded from several prior years to cover the loss. One revenue fact to be noted is the district had storm damage on April 1, 2023 to roofs at two buildings and the insurance company paid \$421,045. toward the claim to start repairs before work had been completed. Total general fund revenue increased by \$1,277,188 over fiscal year 2022 including the insurance reimbursement. The damage from the storm will not affect the district's financial position.

The district received federal grant money for COVID-19 relief beginning in June 2020 and those funds will be exhausted by September 2024. The money was received in June 2020 and was used to reimburse the general fund for salaries, benefits, and sanitizing products totaling \$976,318. The Governor funded a Student Success & Wellness Grant for FY20 and FY21. In FY20 the District spent \$968,589 from this fund and it relieved the general fund in a number of areas and greatly benefited students. The state biennial budget which was funded for fiscal years 2022 and 2023 implemented a new Fair School Funding Plan. The Student Success and Wellness funds became part of restricted general fund dollars in FY22 and FY23. Total state unrestricted and restricted funds were slightly less in FY23 than they were in FY22.

The District has been conservative in the use of its resources as well as creative. The federal ESSER money and other grant money that has flowed through the State of Ohio for safety, success, and wellness, has been spent to help students in every possible way so they can be successful. It has allowed the general fund to extend its lifecycle while implementing many of the latest best practices. This has included added new positions such as social workers and success coaches, after school programing with transportation home. The district has been able to run a summer school program to address a myriad of needs with transportation. Plain was able to add ionization to every building in the district as well as climate control and system modifications and automations to the buildings. The result for the first year is that utility costs dropped due to the higher efficiency of our HVAC systems even with the cost of air conditioning.

Management has been stable and attentive. An intense budgeting process is used and then monitored throughout the year. The five-year forecast is amended as additional facts or possible issues become known. The district remains solid financially as revenues and expenditures are constantly scrutinized and evaluated.

During fiscal year 2023, the District Board, administration, and all three bargaining units negotiated new three year agreements which became effective July 1, 2023 and run through June 30, 2026. These contracts are well in line with current market standards.

The Board and Administration will continue to manage its resources conservatively and operate using priority based budgeting to remain financially sound while providing exceptional opportunities in academics, athletics, and the arts for students.

Contacting the District's Financial Management

This financial report is designed to provide citizens, taxpayers, investors and creditors with a general overview of the District's finances and to show the District's accountability for the resources it receives. If you have questions about this report or need additional financial information contact: Ms. Kathleen Jordan, Treasurer/CFO, Plain Local School District, 901 44th Street NW, Canton, Ohio 44709.

**PLAIN LOCAL SCHOOL DISTRICT
STARK COUNTY, OHIO**

STATEMENT OF NET POSITION
JUNE 30, 2023

	Governmental Activities
Assets:	
Equity in pooled cash, cash equivalents and investments	\$ 47,117,496
Receivables:	
Property taxes	37,494,220
Accounts	115,530
Accrued interest	130,226
Intergovernmental	2,547,466
Prepayments	122,528
Materials and supplies inventory	98,501
Inventory held for resale	65,707
Net OPEB asset	5,210,301
Capital assets:	
Nondepreciable capital assets	2,546,459
Depreciable capital assets, net	59,911,180
Capital assets, net	62,457,639
Total assets	155,359,614
Deferred outflows of resources:	
Unamortized deferred charges on debt refunding	1,487,281
Pension	13,849,448
OPEB	1,688,496
Total deferred outflows of resources	17,025,225
Liabilities:	
Accounts payable	772,255
Accrued wages and benefits payable	7,048,780
Intergovernmental payable	1,549,813
Pension obligation payable	1,200,312
Accrued interest payable	163,687
Unearned revenue	6,967
Long-term liabilities:	
Due within one year	3,528,283
Due in more than one year:	
Net pension liability	59,605,497
Net OPEB liability	3,946,714
Other amounts due in more than one year	28,457,437
Total liabilities	106,279,745
Deferred inflows of resources:	
Property taxes levied for the next fiscal year	34,842,732
Pension	5,283,599
OPEB	8,994,886
Total deferred inflows of resources	49,121,217
Net position:	
Net investment in capital assets	36,109,412
Restricted for:	
Capital projects	1,085,526
OPEB	1,188,635
Debt service	2,848,418
State funded programs	6,365
Federally funded programs	581,318
Food service operations	3,301,845
Extracurricular activities	275,451
Locally funded programs	12,372
Unrestricted (deficit)	(28,425,465)
Total net position	\$ 16,983,877

SEE ACCOMPANYING NOTES TO THE BASIC FINANCIAL STATEMENTS

**PLAIN LOCAL SCHOOL DISTRICT
STARK COUNTY, OHIO**

STATEMENT OF ACTIVITIES
FOR THE FISCAL YEAR ENDED JUNE 30, 2023

	<u>Expenses</u>	<u>Charges for Services and Sales</u>	<u>Program Revenues Operating Grants and Contributions</u>	<u>Capital Grants and Contributions</u>	<u>Net (Expense) Revenue and Changes in Net Position Governmental Activities</u>
Governmental activities:					
Instruction:					
Regular	\$ 29,170,064	\$ 861,442	\$ 3,033,752	\$ -	\$ (25,274,870)
Special	13,355,959	1,448,678	4,551,910	-	(7,355,371)
Vocational	1,799,799	103,916	538,617	-	(1,157,266)
Other	269,811	-	374,764	-	104,953
Support services:					
Pupil	5,963,766	-	4,821,333	-	(1,142,433)
Instructional staff	2,302,299	-	269,341	-	(2,032,958)
Board of education	130,936	-	814	-	(130,122)
Administration	5,883,032	-	552,086	-	(5,330,946)
Fiscal	1,503,201	-	8,112	-	(1,495,089)
Business	522,292	-	-	-	(522,292)
Operations and maintenance	6,937,501	338,695	45,631	623,102	(5,930,073)
Pupil transportation	4,433,787	177,258	317,769	-	(3,938,760)
Central	763,566	-	-	-	(763,566)
Operation of non-instructional services:					
Food service operations	3,923,219	1,229,036	2,692,615	-	(1,568)
Other non-instructional services	575,953	-	557,320	-	(18,633)
Extracurricular activities	1,748,651	832,542	2,124	-	(913,985)
Interest and fiscal charges	851,661	-	-	-	(851,661)
Totals	<u>\$ 80,135,497</u>	<u>\$ 4,991,567</u>	<u>\$ 17,766,188</u>	<u>\$ 623,102</u>	<u>(56,754,640)</u>
General revenues:					
Property taxes levied for:					
General purposes					
					31,629,381
Debt service					
					3,539,841
Grants and entitlements not restricted to specific programs					
					25,438,990
Investment earnings					
					676,576
Miscellaneous					
					141,044
					<u>61,425,832</u>
					Change in net position
					4,671,192
					Net position at beginning of year
					<u>12,312,685</u>
					Net position at end of year
					<u>\$ 16,983,877</u>

SEE ACCOMPANYING NOTES TO THE BASIC FINANCIAL STATEMENTS

**PLAIN LOCAL SCHOOL DISTRICT
STARK COUNTY, OHIO**

BALANCE SHEET
GOVERNMENTAL FUNDS
JUNE 30, 2023

	<u>General</u>	<u>Nonmajor Governmental Funds</u>	<u>Total Governmental Funds</u>
Assets:			
Equity in pooled cash, cash equivalents and investments	\$ 38,606,223	\$ 8,511,273	\$ 47,117,496
Receivables:			
Property taxes	33,725,205	3,769,015	37,494,220
Accounts	110,542	4,988	115,530
Accrued interest	130,226	-	130,226
Interfund loans	11,253	-	11,253
Intergovernmental	361,765	2,185,701	2,547,466
Prepayments	120,526	2,002	122,528
Materials and supplies inventory	68,758	29,743	98,501
Inventory held for resale	-	65,707	65,707
Due from other funds	1,210,333	-	1,210,333
Total assets	<u>\$ 74,344,831</u>	<u>\$ 14,568,429</u>	<u>\$ 88,913,260</u>
Liabilities:			
Accounts payable	\$ 518,928	\$ 253,327	\$ 772,255
Accrued wages and benefits payable	6,237,664	811,116	7,048,780
Compensated absences payable	186,952	4,873	191,825
Intergovernmental payable	1,329,887	219,926	1,549,813
Pension obligation payable	1,037,746	162,566	1,200,312
Interfund loans payable	-	11,253	11,253
Due to other funds	-	1,210,333	1,210,333
Unearned revenue	6,967	-	6,967
Total liabilities	<u>9,318,144</u>	<u>2,673,394</u>	<u>11,991,538</u>
Deferred inflows of resources:			
Property taxes levied for the next fiscal year	31,330,747	3,511,985	34,842,732
Delinquent property tax revenue not available	1,526,269	158,322	1,684,591
Intergovernmental revenue not available	342,668	599,826	942,494
Accrued interest not available	48,057	-	48,057
Total deferred inflows of resources	<u>33,247,741</u>	<u>4,270,133</u>	<u>37,517,874</u>
Fund balances:			
Nonspendable:			
Materials and supplies inventory	68,758	29,743	98,501
Prepays	120,526	2,002	122,528
Long-term loans	5,407	-	5,407
Restricted:			
Debt service	-	2,853,783	2,853,783
Capital improvements	-	1,085,526	1,085,526
Food service operations	-	3,383,374	3,383,374
Non-public schools	-	6,205	6,205
Federally funded programs	-	581,318	581,318
Extracurricular activities	-	275,451	275,451
Other purposes	-	12,372	12,372
Assigned:			
Student instruction	1,208,256	-	1,208,256
Student and staff support	1,745,992	-	1,745,992
Subsequent year's appropriations	3,782,402	-	3,782,402
Unassigned (deficit)	<u>24,847,605</u>	<u>(604,872)</u>	<u>24,242,733</u>
Total fund balances	<u>31,778,946</u>	<u>7,624,902</u>	<u>39,403,848</u>
Total liabilities, deferred inflows and fund balances	<u>\$ 74,344,831</u>	<u>\$ 14,568,429</u>	<u>\$ 88,913,260</u>

SEE ACCOMPANYING NOTES TO THE BASIC FINANCIAL STATEMENTS

**PLAIN LOCAL SCHOOL DISTRICT
STARK COUNTY, OHIO**

RECONCILIATION OF TOTAL GOVERNMENTAL FUND BALANCES TO
NET POSITION OF GOVERNMENTAL ACTIVITIES
JUNE 30, 2023

Total governmental fund balances		\$	39,403,848
<i>Amounts reported for governmental activities on the statement of net position are different because:</i>			
Capital assets used in governmental activities are not financial resources and therefore are not reported in the funds.			62,457,639
Other long-term assets are not available to pay for current-period expenditures and therefore are deferred inflows in the funds.			
Property taxes receivable	\$	1,684,591	
Accrued interest receivable		48,057	
Intergovernmental receivable		942,494	
Total		942,494	2,675,142
Unamortized premiums on bonds issued are not recognized in the funds.			(1,680,508)
Unamortized amounts on refundings are not recognized in the funds.			1,487,281
Accrued interest payable is not due and payable in the current period and therefore is not reported in the funds.			(163,687)
The net pension/OPEB assets & liabilities are not due and payable in the current period; therefore, the assets, liabilities and related deferred inflows/outflows are not reported in governmental funds.			
Deferred outflows - pension		13,849,448	
Deferred inflows - pension		(5,283,599)	
Net pension liability		(59,605,497)	
Deferred outflows - OPEB		1,688,496	
Deferred inflows - OPEB		(8,994,886)	
Net OPEB asset		5,210,301	
Net OPEB liability		(3,946,714)	
Total		(3,946,714)	(57,082,451)
Long-term liabilities, including bonds payable, are not due and payable in the current period and therefore are not reported in the funds.			
General obligation bonds		(26,155,000)	
Compensated absences		(3,958,387)	
Total		(26,155,000)	(30,113,387)
Net position of governmental activities		\$	16,983,877

SEE ACCOMPANYING NOTES TO THE BASIC FINANCIAL STATEMENTS

**PLAIN LOCAL SCHOOL DISTRICT
STARK COUNTY, OHIO**

STATEMENT OF REVENUES, EXPENDITURES AND CHANGES IN FUND BALANCES
GOVERNMENTAL FUNDS
FOR THE FISCAL YEAR ENDED JUNE 30, 2023

	<u>General</u>	<u>Nonmajor Governmental Funds</u>	<u>Total Governmental Funds</u>
Revenues:			
Property taxes	\$ 31,864,327	\$ 3,567,498	\$ 35,431,825
Intergovernmental	28,600,544	14,470,579	43,071,123
Investment earnings	636,715	70,013	706,728
Tuition and fees	2,494,609	21,236	2,515,845
Extracurricular	150,961	681,581	832,542
Rental income	338,695	-	338,695
Charges for services	75,449	1,229,036	1,304,485
Contributions and donations	300	14,828	15,128
Miscellaneous	140,744	2,260	143,004
Total revenues	<u>64,302,344</u>	<u>20,057,031</u>	<u>84,359,375</u>
Expenditures:			
Current:			
Instruction:			
Regular	25,950,326	1,451,500	27,401,826
Special	11,582,924	1,731,931	13,314,855
Vocational	1,920,302	91,305	2,011,607
Other	135,464	135,219	270,683
Support services:			
Pupil	4,111,819	1,790,601	5,902,420
Instructional staff	2,006,130	162,683	2,168,813
Board of education	130,148	851	130,999
Administration	5,541,401	358,966	5,900,367
Fiscal	1,438,940	66,082	1,505,022
Business	492,299	-	492,299
Operations and maintenance	7,396,412	53,568	7,449,980
Pupil transportation	3,930,858	37,368	3,968,226
Central	760,968	-	760,968
Operation of non-instructional services:			
Food service operations	-	3,787,794	3,787,794
Other non-instructional services	-	576,913	576,913
Extracurricular activities	1,105,835	658,818	1,764,653
Facilities acquisition and construction	-	4,370,124	4,370,124
Debt service:			
Principal retirement	-	2,760,000	2,760,000
Interest and fiscal charges	-	1,033,939	1,033,939
Total expenditures	<u>66,503,826</u>	<u>19,067,662</u>	<u>85,571,488</u>
Excess of revenues over (under) expenditures	<u>(2,201,482)</u>	<u>989,369</u>	<u>(1,212,113)</u>
Other financing sources (uses):			
Proceeds from sale/loss of assets	557,333	-	557,333
Total other financing sources (uses)	<u>557,333</u>	<u>-</u>	<u>557,333</u>
Net change in fund balances	(1,644,149)	989,369	(654,780)
Fund balances at beginning of year	33,423,877	6,608,411	40,032,288
Change in reserve for inventory	(782)	27,122	26,340
Fund balances at end of year	<u>\$ 31,778,946</u>	<u>\$ 7,624,902</u>	<u>\$ 39,403,848</u>

SEE ACCOMPANYING NOTES TO THE BASIC FINANCIAL STATEMENTS

**PLAIN LOCAL SCHOOL DISTRICT
STARK COUNTY, OHIO**

RECONCILIATION OF THE STATEMENT OF REVENUES, EXPENDITURES
AND CHANGES IN FUND BALANCES OF GOVERNMENTAL FUNDS
TO THE STATEMENT OF ACTIVITIES
FOR THE FISCAL YEAR ENDED JUNE 30, 2023

Net change in fund balances - total governmental funds	\$	(654,780)
<i>Amounts reported for governmental activities in the statement of activities are different because:</i>		
Governmental funds report capital outlays as expenditures. However, in the statement of activities, the cost of those assets is allocated over their estimated useful lives as depreciation expense.		
Capital asset additions	\$ 5,875,549	
Current year depreciation	(3,540,536)	
Total		2,335,013
The net effect of various miscellaneous transactions involving capital assets (i.e., sales, disposals, trade-ins, and donations) is to decrease net position.		
		(630,743)
Governmental funds report expenditures for inventory when purchased. However, in the statement of activities, they are reported as an expense when consumed.		
		26,340
Revenues in the statement of activities that do not provide current financial resources are not reported as revenues in the funds.		
Property taxes	(262,603)	
Earnings on investments	22,014	
Intergovernmental	687,903	
Total		447,314
Repayment of debt principal is an expenditure in the governmental funds but the repayment reduces long-term liabilities on the statement of net position.		
		2,760,000
In the statement of activities, interest is accrued on outstanding bonds, whereas in governmental funds, an interest expenditure is reported when due. The following items resulted in less interest being reported in the statement of activities:		
Decrease in accrued interest payable	155,929	
Amortization of bond premiums	229,161	
Amortization of deferred charges	(202,812)	
Total		182,278
Contractually required contributions are reported as expenditures in governmental funds; however, the statement of net position reports these amounts as deferred outflows.		
Pension	5,303,222	
OPEB	200,467	
Total		5,503,689
Except for amounts reported as deferred inflows/outflows, changes in the net pension/OPEB liability/asset are reported as pension/OPEB expense in the statement of activities.		
Pension	(6,374,086)	
OPEB	1,130,290	
Total		(5,243,796)
Some expenses reported in the statement of activities, such as compensated absences, do not require the use of current financial resources and therefore are not reported as expenditures in governmental funds.		
		(54,123)
Change in net position of governmental activities	\$	4,671,192

SEE ACCOMPANYING NOTES TO THE BASIC FINANCIAL STATEMENTS

**PLAIN LOCAL SCHOOL DISTRICT
STARK COUNTY, OHIO**

STATEMENT OF REVENUES, EXPENDITURES AND CHANGES IN
FUND BALANCE - BUDGET AND ACTUAL (NON-GAAP BUDGETARY BASIS)
GENERAL FUND
FOR THE FISCAL YEAR ENDED JUNE 30, 2023

	<u>Budgeted Amounts</u>			Variance with Final Budget Positive (Negative)
	<u>Original</u>	<u>Final</u>	<u>Actual</u>	
Revenues:				
Property taxes	\$ 32,251,440	\$ 32,251,440	\$ 32,251,440	\$ -
Intergovernmental	28,649,570	28,649,570	28,649,570	-
Investment earnings	984,960	984,960	984,960	-
Tuition and fees	2,665,078	2,665,078	2,665,077	(1)
Rental income	340,059	340,059	340,059	-
Charges for services	75,764	75,764	75,764	-
Contributions and donations	300	300	300	-
Miscellaneous	136,822	136,822	136,822	-
Total revenues	<u>65,103,993</u>	<u>65,103,993</u>	<u>65,103,992</u>	<u>(1)</u>
Expenditures:				
Current:				
Instruction:				
Regular	26,167,184	26,167,184	26,167,182	2
Special	13,045,506	13,045,506	13,045,506	-
Vocational	2,071,004	2,071,004	2,071,004	-
Other	160,831	160,831	160,831	-
Support services:				
Pupil	4,416,759	4,416,759	4,416,759	-
Instructional staff	1,977,609	1,977,609	1,977,609	-
Board of education	170,753	170,753	170,753	-
Administration	5,509,779	5,509,779	5,509,779	-
Fiscal	1,443,754	1,443,754	1,443,754	-
Business	489,146	489,146	489,146	-
Operations and maintenance	8,514,171	8,514,171	8,514,171	-
Pupil transportation	4,254,932	4,254,932	4,254,932	-
Central	761,121	761,121	761,121	-
Extracurricular activities	890,886	890,886	890,886	-
Total expenditures	<u>69,873,435</u>	<u>69,873,435</u>	<u>69,873,433</u>	<u>2</u>
Excess (deficiency) of revenues over (under) expenditures	<u>(4,769,442)</u>	<u>(4,769,442)</u>	<u>(4,769,441)</u>	<u>1</u>
Other financing sources (uses):				
Refund of prior year's expenditures	28,310	28,310	28,310	-
Advances in	12,806	12,806	12,806	-
Advances (out)	(9,652)	(9,652)	(9,652)	-
Proceeds from sale/loss of assets	561,652	561,652	561,652	-
Total other financing sources (uses)	<u>593,116</u>	<u>593,116</u>	<u>593,116</u>	<u>-</u>
Net change in fund balance	(4,176,326)	(4,176,326)	(4,176,325)	1
Fund balance at beginning of year	36,708,345	36,708,345	36,708,345	-
Prior year encumbrances appropriated	4,068,416	4,068,416	4,068,416	-
Fund balance at end of year	<u>\$ 36,600,435</u>	<u>\$ 36,600,435</u>	<u>\$ 36,600,436</u>	<u>\$ 1</u>

SEE ACCOMPANYING NOTES TO THE BASIC FINANCIAL STATEMENTS

**PLAIN LOCAL SCHOOL DISTRICT
STARK COUNTY, OHIO**

STATEMENT OF FIDUCIARY NET POSITION
FIDUCIARY FUNDS
JUNE 30, 2023

	<u>Custodial</u>
Assets:	
Equity in pooled cash, cash equivalents and investments	\$ 654,435
Total assets	<u>654,435</u>
Net position:	
Restricted for individuals, organizations and other governments	<u>654,435</u>
Total net position	<u>\$ 654,435</u>

SEE ACCOMPANYING NOTES TO THE BASIC FINANCIAL STATEMENTS

**PLAIN LOCAL SCHOOL DISTRICT
STARK COUNTY, OHIO**

STATEMENT OF CHANGES IN FIDUCIARY NET POSITION
FIDUCIARY FUNDS
FOR THE FISCAL YEAR ENDED JUNE 30, 2023

	Custodial
Additions:	
Amounts received as fiscal agent	\$ 283,300
Total additions	283,300
Deductions:	
Distributions as fiscal agent	204,819
Total deductions	204,819
Change in net position	78,481
Net position at beginning of year	575,954
Net position at end of year	\$ 654,435

SEE ACCOMPANYING NOTES TO THE BASIC FINANCIAL STATEMENTS

**PLAIN LOCAL SCHOOL DISTRICT
STARK COUNTY, OHIO**

NOTES TO THE BASIC FINANCIAL STATEMENTS
FOR THE FISCAL YEAR ENDED JUNE 30, 2023

NOTE 1 - DESCRIPTION OF THE SCHOOL DISTRICT

The Plain Local School District (the “District”) was established through the consolidation of existing land areas and school districts and is organized under Section 2 and 3, Articles VI of the Constitution of the State of Ohio. Under such laws there is no authority for a school district to have a charter or adopt local laws. The legislative power of the school district is vested in the Board of Education, consisting of five members elected at large for staggered four-year terms.

The District employs 390 certified and 326 non-certified employees to provide services to approximately 5,991 students in grades K through 12 and various community groups.

NOTE 2 - SUMMARY OF SIGNIFICANT ACCOUNTING POLICIES

The basic financial statements of the District have been prepared in conformity with accounting principles generally accepted in the United States of America (GAAP) as applied to governmental units. The Governmental Accounting Standards Board (GASB) is the accepted standard-setting body for establishing governmental accounting and financial reporting principles.

A. Reporting Entity

The reporting entity has been defined in accordance with GASB Statement No. 14, “The Financial Reporting Entity” as amended by GASB Statement No. 39, “Determining Whether Certain Organizations Are Component Units” and GASB Statement No. 61, “The Financial Reporting Entity: Omnibus an Amendment of GASB Statements No. 14 and No. 34”. The reporting entity is composed of the primary government and component units. The primary government consists of all funds, departments, boards and agencies that are not legally separate from the District. For the District, this includes general operations, food service, and student related activities of the District.

Component units are legally separate organizations for which the District is financially accountable. The District is financially accountable for an organization if the District appoints a voting majority of the organization’s Governing Board and (1) the District is able to significantly influence the programs or services performed or provided by the organization; or (2) the District is legally entitled to or can otherwise access the organization’s resources; or (3) the District is legally obligated or has otherwise assumed the responsibility to finance the deficits of, or provide financial support to, the organization; or (4) the District is obligated for the debt of the organization. Component units may also include organizations that are fiscally dependent on the District in that the District approves the budget, the issuance of debt or the levying of taxes. Certain organizations are also included as component units if the nature and significance of the relationship between the primary government and the organization is such that exclusion by the primary government would render the primary government’s financial statements incomplete or misleading. Based upon the application of these criteria, the District has no component units. The basic financial statements of the reporting entity include only those of the District (the primary government).

The following organizations are described due to their relationship to the District:

JOINTLY GOVERNED ORGANIZATION

The District is a member of the Stark-Portage Area Computer District (SPARCC), a jointly governed organization which provides computer services to the school districts within the boundaries of Stark and Portage Counties as well as a district in Tuscarawas and a district in Wayne County. Each District’s superintendent serves as a representative on the Board. However, SPARCC is primarily governed by a five member Executive Board which is made up of two representatives from Stark County, two from Portage County and a Treasurer. The Board meets monthly to address any current issues.

**PLAIN LOCAL SCHOOL DISTRICT
STARK COUNTY, OHIO**

NOTES TO THE BASIC FINANCIAL STATEMENTS
FOR THE FISCAL YEAR ENDED JUNE 30, 2023

NOTE 2 - SUMMARY OF SIGNIFICANT ACCOUNTING POLICIES - (Continued)

PUBLIC ENTITY RISK POOL

The Stark County Schools Council of Government (the “Council”) is governed by an assembly which consists of one representative from each of the original participating school district (usually the superintendent or designee). The assembly elects officers for one year terms to serve as the Board of Directors. The assembly exercises control over the operation of the Council. All Council revenues are generated from charges for services. The Council has a Health Benefits Program which is a shared risk pool comprised of 162 entities, most of which are school districts.

The Council also sponsors a workers’ compensation group rating plan which is an insurance purchasing pool.

B. Fund Accounting

The District uses funds to maintain its financial records during the year. A fund is defined as a fiscal and accounting entity with a self balancing set of accounts. There are three categories of funds: governmental, proprietary and fiduciary. The District does not have proprietary funds.

GOVERNMENTAL FUNDS

Governmental funds are those through which most governmental functions typically are financed. Governmental fund reporting focuses on the sources, uses and balances of current financial resources. Expendable assets are assigned to the various governmental funds according to the purposes for which they may or must be used. Current liabilities are assigned to the fund from which they will be paid. The difference between governmental fund assets and deferred outflows and liabilities and deferred inflows is reported as fund balance. The following is the District’s major governmental fund:

General fund - The general fund is used to account for and report all financial resources not accounted for and reported in another fund. The general fund balance is available for any purpose provided it is expended or transferred according to the general laws of Ohio.

Other governmental funds of the District are used to account for (a) financial resources that are restricted, committed, or assigned to expenditures for capital outlays including the acquisition or construction of capital facilities and other capital assets; (b) financial resources that are restricted to expenditures for debt service principal and interest; and (c) specific revenue sources that are restricted or committed to an expenditure for specified purposes other than debt service or capital projects.

FIDUCIARY FUNDS

Fiduciary fund reporting focuses on net position and changes in net position. The fiduciary fund category is split into four classifications: pension trust funds, investment trust funds, private-purpose trust funds and custodial funds. Trust funds are used to account for assets held by the District under a trust agreement for individuals, private organizations, or other governments and are therefore not available to support the District’s own programs. The District has no trust funds. Custodial funds account for monies on behalf of others that do not meet the definition of a trust fund. The District’s custodial fund account for amounts held as fiscal agent for a vocational education compact (see Note 16).

C. Basis of Presentation and Measurement Focus

Government-Wide Financial Statements - The statement of net position and the statement of activities display information about the District as a whole. These statements include the financial activities of the primary government, except for fiduciary funds.

**PLAIN LOCAL SCHOOL DISTRICT
STARK COUNTY, OHIO**

NOTES TO THE BASIC FINANCIAL STATEMENTS
FOR THE FISCAL YEAR ENDED JUNE 30, 2023

NOTE 2 - SUMMARY OF SIGNIFICANT ACCOUNTING POLICIES - (Continued)

The government-wide statement of activities presents a comparison between direct expenses and program revenues for each function or program of the governmental activities of the District. Direct expenses are those that are specifically associated with a service, program or department and therefore clearly identifiable to a particular function. Program revenues include amounts paid by the recipient of goods or services offered by the program and grants and contributions that are restricted to meeting the operational or capital requirements of a particular program. Revenues not classified as program revenues are presented as general revenues of the District.

The government-wide financial statements are prepared using the economic resources measurement focus. All assets and deferred outflows and all liabilities and deferred inflows associated with the operation of the District are included on the statement of net position.

Fund Financial Statements - Fund financial statements report detailed information about the District. The focus of governmental fund financial statements is on major funds rather than reporting funds by type. Each major fund is presented in a separate column, and all nonmajor funds are aggregated into one column. Fiduciary funds are reported by fund type.

All governmental funds are accounted for using a flow of current financial resources measurement focus. With this measurement focus, only current assets and deferred outflows of resources and current liabilities and deferred inflows of resources generally are included on the balance sheet. The statement of revenues, expenditures and changes in fund balances reports on the sources (i.e., revenues and other financing sources) and uses (i.e., expenditures and other financing uses) of current financial resources. This approach differs from the manner in which the governmental activities of the government-wide financial statements are prepared. Governmental fund financial statements therefore include a reconciliation with brief explanations to better identify the relationship between the government-wide statements and the statements for governmental funds.

The custodial fund is reported using the economic resources measurement focus.

D. Basis of Accounting

Basis of accounting determines when transactions are recorded in the financial records and reported on the financial statements. Government-wide financial statements are prepared using the accrual basis of accounting. Governmental funds use the modified accrual basis of accounting. Fiduciary funds use the accrual basis of accounting.

Revenues - Exchange and Nonexchange Transactions - Revenues resulting from exchange transactions, in which each party gives and receives essentially equal value, are recorded on the accrual basis when the exchange takes place. On a modified accrual basis, revenue is recorded in the fiscal year in which the resources are measurable and become available. Available means that the resources will be collected within the current fiscal year or are expected to be collected soon enough thereafter to be used to pay liabilities of the current fiscal year. For the District, available means expected to be received within sixty days of fiscal year-end.

Nonexchange transactions, in which the District receives value without directly giving equal value in return, include property taxes, grants, entitlements and donations. On an accrual basis, revenue from property taxes is recognized in the fiscal year for which the taxes are levied (See Note 6).

Revenue from grants, entitlements and donations is recognized in the fiscal year in which all eligibility requirements have been satisfied. Eligibility requirements include timing requirements, which specify the year when the resources are required to be used or the fiscal year when use is first permitted, matching requirements, in which the District must provide local resources to be used for a specified purpose and expenditure requirements, in which the resources are provided to the District on a reimbursement basis. On a modified accrual basis, revenue from nonexchange transactions must also be available before it can be recognized.

**PLAIN LOCAL SCHOOL DISTRICT
STARK COUNTY, OHIO**

NOTES TO THE BASIC FINANCIAL STATEMENTS
FOR THE FISCAL YEAR ENDED JUNE 30, 2023

NOTE 2 - SUMMARY OF SIGNIFICANT ACCOUNTING POLICIES - (Continued)

Under the modified accrual basis, the following revenue sources are considered to be both measurable and available at fiscal year-end: property taxes available as an advance, interest, tuition, grants, student fees and rentals.

Deferred Outflows of Resources and Deferred Inflows of Resources - In addition to assets, the government-wide statement of net position will report a separate section for deferred outflows of resources. Deferred outflows of resources represent a consumption of net assets that applies to a future period and will not be recognized as an outflow of resources (expense/expenditure) until then. See Notes 12 and 13 for deferred outflows of resources related to net pension liability/asset and net OPEB liability/asset, respectively. In addition, deferred outflows of resources include a deferred charge on debt refunding. A deferred charge on refunding results from the difference in the carrying value of refunded debt and its reacquisition price. This amount is deferred and amortized over the shorter of the life of the refunded or refunding debt.

In addition to liabilities, both the government-wide statement of net position and the governmental fund financial statements report a separate section for deferred inflows of resources. Deferred inflows of resources represent an acquisition of net assets that applies to a future period and will not be recognized as an inflow of resources (revenue) until that time. Deferred inflows of resources include property taxes and unavailable revenue. Property taxes represent amounts for which there is an enforceable legal claim as of June 30, 2023, but which were levied to finance fiscal year 2024 operations. These amounts have been recorded as a deferred inflow of resources on both the government-wide statement of net position and the governmental fund financial statements. Unavailable revenue is reported only on the governmental funds balance sheet, and represents receivables which will not be collected within the available period. Unavailable revenue includes, but is not limited to, delinquent property taxes and intergovernmental grants. These amounts are deferred and recognized as an inflow of resources in the period the amounts become available. The deferred inflow of resources for leases is related to the lease receivable and is being amortized to lease revenue in a systematic and rational manner over the term of the lease.

See Notes 12 and 13 for deferred inflows of resources related to net pension liability/asset and net OPEB liability/asset, respectively. These deferred inflows of resources are only reported on the government-wide statement of net position.

Expenses/Expenditures - On the accrual basis of accounting, expenses are recognized at the time they are incurred. The entitlement value of donated commodities used during the year is reported in the statement of revenues, expenditures and changes in fund balances as an expenditure with a like amount reported as intergovernmental revenue.

The measurement focus of governmental fund accounting is on decreases in net financial resources (expenditures) rather than expenses. Expenditures are generally recognized in the accounting period in which the related fund liability is incurred, if measurable. Allocations of cost, such as depreciation and amortization, are not recognized in governmental funds.

**PLAIN LOCAL SCHOOL DISTRICT
STARK COUNTY, OHIO**

NOTES TO THE BASIC FINANCIAL STATEMENTS
FOR THE FISCAL YEAR ENDED JUNE 30, 2023

NOTE 2 - SUMMARY OF SIGNIFICANT ACCOUNTING POLICIES - (Continued)

E. Budgets

The District is required by State statute to adopt an annual appropriated cash basis budget for all funds. The specific timetable is as follows:

1. On October 25, 2005, the Stark County Budget Commission voted to waive the requirement that school districts adopt a tax budget, as required by section 5705.28 of the Ohio Revised Code, by January 15 and the filing by January 20. The Budget Commission now requires an alternate tax budget be submitted by January 20 which no longer requires specific Board approval.
2. By no later than January 20, the adopted budget is filed with the Stark County Budget Commission for tax rate determination.
3. Prior to April 1, the Board of Education accepts, by formal resolution, the tax rates as determined by the Budget Commission and receives the Commission's certificate of estimated resources which states the projected revenue of each fund. Prior to July 1, the District must revise its budget so that total contemplated expenditures from any fund during the ensuing year will not exceed the amount stated in the certificate of estimated resources. The revised budget then serves as a basis for the appropriation measure. On or about July 1, the certificate of estimated resources is amended to include any unencumbered balances from the preceding year as reported by the District Treasurer. The certificate of estimated resources may be further amended during the year if projected increases or decreases in revenue are identified by the District Treasurer. The amounts reported in the budgetary statement reflect the amounts set forth in the original and final certificate of estimated resources issued for fiscal year 2023.
4. By July 1, the annual appropriation resolution is legally enacted by the Board of Education at the fund level of expenditures, which is the legal level of budgetary control. State statute permits a temporary appropriation to be effective until no later than October 1 of each year. Although the legal level of budgetary control was established at the fund level of expenditures, the District has elected to present budgetary statement comparisons at the fund and function level of expenditures. Resolution appropriations by fund must be within the estimated resources as certified by the County Budget Commission, and the total of expenditures and encumbrances may not exceed the appropriation total.
5. Any revisions that alter the total of any fund appropriation must be approved by the Board of Education.
6. Formal budgetary integration is employed as a management control device during the year for all funds consistent with the general obligation bond indenture and other statutory provisions. All funds completed the year within the amount of their legally authorized cash basis appropriation.
7. Appropriation amounts are as originally adopted, or as amended by the Board of Education through the year by supplemental appropriations which either reallocated or increased the original appropriated amounts. All supplemental appropriations were legally enacted by the Board during fiscal year 2023. All amounts reported in the budgetary statement reflect the original and final appropriations plus all modifications legally enacted by the Board.
8. Unencumbered appropriations lapse at year-end. Encumbered appropriations are carried forward to the succeeding fiscal year and need not be re-appropriated. Expenditures plus encumbrances may not legally exceed budgeted appropriations at the fund level.

**PLAIN LOCAL SCHOOL DISTRICT
STARK COUNTY, OHIO**

NOTES TO THE BASIC FINANCIAL STATEMENTS
FOR THE FISCAL YEAR ENDED JUNE 30, 2023

NOTE 2 - SUMMARY OF SIGNIFICANT ACCOUNTING POLICIES - (Continued)

F. Cash and Investments

To improve cash management, cash received by the District is pooled. Monies for all funds are maintained in this pool. Individual fund integrity is maintained through the District's records. Each fund's interest in the pool is presented as "equity in pooled cash, cash equivalents and investments" on the basic financial statements.

During fiscal year 2023, investments were limited to federal agency securities, negotiable certificates of deposit, U.S. Treasury Notes, U.S. Government money market funds, and investments in the State Treasury Asset Reserve of Ohio (STAR Ohio). Except for nonparticipating investment contracts, investments are reported at fair value, which is based on quoted market prices. Nonparticipating investment contracts such as repurchase agreements and nonnegotiable certificates of deposit are reported at cost.

STAR Ohio is an investment pool managed by the State Treasurer's Office which allows governments within the State to pool their funds for investment purposes. STAR Ohio is not registered with the SEC as an investment company, but has adopted Governmental Accounting Standards Board (GASB), Statement No. 79, "Certain External Investment Pools and Pool Participants." The District measures their investment in STAR Ohio at the net asset value (NAV) per share provided by STAR Ohio. The NAV per share is calculated on an amortized cost basis that provides an NAV per share that approximates fair value.

There were no limitations or restrictions on any participant withdrawals due to redemption notice periods, liquidity fees, or redemption gates. However, 24 hours notice in advance of all deposits and withdrawals exceeding \$100 million is encouraged. STAR Ohio reserves the right to limit the transaction to \$250 million, requiring the excess amount to be transacted the following business day(s), but only to the \$250 million limit. All accounts of the participant will be combined for these purposes.

Under existing Ohio statutes, all investment earnings are assigned to the general fund except for those specifically related to the auxiliary services fund, food service fund, and permanent improvement fund individually authorized by Board resolution. Interest revenue credited to the general fund during fiscal year 2023, including the change in fair value of investments, amounted to \$636,715 which includes \$29,315 assigned from other District funds.

For presentation on the basic financial statements, investments of the cash management pool and investments with original maturities of three months or less at the time they are purchased by the District are considered to be cash equivalents. Investments with an initial maturity of more than three months are reported as investments.

An analysis of the District's investment account at year-end is provided in Note 4.

G. Inventory

On government-wide and fund financial statements, purchased inventories are presented at the lower of cost or market and donated commodities are presented at their entitlement value. Inventories are recorded on a first-in, first-out basis and are expensed/expensed when received. Inventories are accounted for using the purchase method on the fund statements and using the consumption method on the government-wide statements.

On the fund financial statements, reported materials and supplies inventory is equally offset by fund balance - nonspendable in the governmental funds which indicates that it does not constitute available spendable resources even though it is a component of net current assets.

Inventory consists of expendable supplies held for consumption, donated food and purchased food.

**PLAIN LOCAL SCHOOL DISTRICT
STARK COUNTY, OHIO**

NOTES TO THE BASIC FINANCIAL STATEMENTS
FOR THE FISCAL YEAR ENDED JUNE 30, 2023

NOTE 2 - SUMMARY OF SIGNIFICANT ACCOUNTING POLICIES - (Continued)

H. Capital Assets

General capital assets are those related to government activities. These assets generally result from expenditures in the governmental funds. These assets are reported in the governmental activities column of the government-wide statement of net position, but are not reported in the fund financial statements.

All capital assets are capitalized at cost (or estimated historical cost) and updated for additions and retirements during the year. Donated capital assets are recorded at their acquisition value as of the date received. The District maintains a capitalization threshold of \$5,000. Improvements are capitalized; the costs of normal maintenance and repairs that do not add to the value of the asset or materially extend an asset's life are not.

All reported capital assets except land are depreciated. Improvements are depreciated over the remaining useful lives of the related capital assets. Depreciation is computed using the straight-line method over the following useful lives:

<u>Asset Class</u>	<u>Governmental Activities Estimated Lives</u>
Land improvements	15 - 20 years
Buildings and improvements	15 - 40 years
Furniture and equipment	5 - 20 years
Vehicles	8 years

I. Interfund Balances

On fund financial statements, receivables and payables resulting from short-term interfund loans are classified as "interfund loans receivable/payable" or "due to/from other funds". These amounts are eliminated in the governmental activities column on the statement of net position.

J. Compensated Absences

Compensated absences of the District consist of vacation and sick leave liabilities to the extent that payments to the employee for these absences are attributable to services already rendered and are not contingent on a specific event that is outside the control of the District and the employee.

In accordance with the provisions of GASB Statement No. 16, "Accounting for Compensated Absences", a liability for vacation leave is accrued if a) the employees' rights to payment are attributable to services already rendered; and b) it is probable that the employer will compensate the employees for the benefits through paid time off or other means, such as cash payment at termination or retirement. An accrual for earned sick leave is made to the extent that it is probable that the benefits will result in termination (severance) payments. A liability for severance is accrued using the vesting method; i.e., the liability is based on the sick leave accumulated at the balance sheet date by those employees who are currently eligible to receive termination (severance) payments, as well as those employees expected to become eligible in the future. For purposes of establishing a liability for sick leave on employees expected to become eligible to retire in the future, all employees age fifty or greater with at least ten years of service or any age with 20 years of service were considered expected to become eligible to retire in accordance with GASB Statement No. 16.

**PLAIN LOCAL SCHOOL DISTRICT
STARK COUNTY, OHIO**

NOTES TO THE BASIC FINANCIAL STATEMENTS
FOR THE FISCAL YEAR ENDED JUNE 30, 2023

NOTE 2 - SUMMARY OF SIGNIFICANT ACCOUNTING POLICIES - (Continued)

The total liability for vacation and sick leave payments has been calculated using pay rates in effect at June 30, 2023 and reduced to the maximum payment allowed by labor contract and/or statute, plus any additional salary related payments.

The entire compensated absence liability is reported on the government-wide financial statements.

For governmental fund financial statements, the current portion of unpaid compensated absences is the amount expected to be paid using expendable available resources. These amounts are recorded in the account "compensated absences payable" in the fund from which the employees who have accumulated unpaid leave are paid. The noncurrent portion of the liability is not reported.

K. Accrued Liabilities and Long-Term Obligations

All payables, accrued liabilities and long-term obligations are reported in the government-wide financial statements.

In general, governmental fund payables and accrued liabilities that, once incurred, are paid in a timely manner and in full from current financial resources are reported as obligations of the funds. However, compensated absences that will be paid from governmental funds are reported as a liability in the fund financial statements only to the extent that they are due for payment during the current year. Bonds are recognized as a liability on the fund financial statements when due. Net pension/OPEB liability should be recognized in the governmental funds to the extent that benefit payments are due and payable and the pension/OPEB plan's fiduciary net position is not sufficient for payment of those benefits.

L. Fund Balance

Fund balance is divided into five classifications based primarily on the extent to which the District is bound to observe constraints imposed upon the use of the resources in the governmental funds. The classifications are as follows:

Nonspendable - The nonspendable fund balance classification includes amounts that cannot be spent because they are not in spendable form or legally required to be maintained intact. The "not in spendable form" criterion includes items that are not expected to be converted to cash. It also includes the long-term amount of loans receivable.

Restricted - Fund balance is reported as restricted when constraints are placed on the use of resources that are either externally imposed by creditors (such as through debt covenants), grantors, contributors, or laws or regulations of other governments, or imposed by law through constitutional provisions or enabling legislation.

Committed - The committed fund balance classification includes amounts that can be used only for the specific purposes imposed by a formal action (resolution) of the District Board of Education (the highest level of decision making authority). Those committed amounts cannot be used for any other purpose unless the District Board of Education removes or changes the specified use by taking the same type of action (resolution) it employed to previously commit those amounts. Committed fund balance also incorporates contractual obligations to the extent that existing resources in the fund have been specifically committed for use in satisfying those contractual requirements.

Assigned - Amounts in the assigned fund balance classification are intended to be used by the District for specific purposes but do not meet the criteria to be classified as restricted nor committed. In governmental funds other than the general fund, assigned fund balance represents the remaining amount that is not restricted or committed. In the general fund, assigned amounts represent intended uses established by policies of the District Board of Education, which includes giving the Treasurer the authority to constrain monies for intended purposes.

**PLAIN LOCAL SCHOOL DISTRICT
STARK COUNTY, OHIO**

NOTES TO THE BASIC FINANCIAL STATEMENTS
FOR THE FISCAL YEAR ENDED JUNE 30, 2023

NOTE 2 - SUMMARY OF SIGNIFICANT ACCOUNTING POLICIES - (Continued)

Unassigned - Unassigned fund balance is the residual classification for the general fund and includes all spendable amounts not contained in the other classifications. In other governmental funds, the unassigned classification is only used to report a deficit fund balance resulting from overspending for specific purposes for which amounts had been restricted, committed, or assigned.

The District applies restricted resources first when expenditures are incurred for purposes for which restricted and unrestricted (committed, assigned, and unassigned) fund balance is available. Similarly, within unrestricted fund balance, committed amounts are reduced first followed by assigned, and then unassigned amounts when expenditures are incurred for purposes for which amounts in any of the unrestricted fund balance classifications could be used.

M. Net Position

Net position represents the difference between assets and deferred outflows and liabilities and deferred inflows. The net position component “net investment in capital assets,” consists of capital assets, net of accumulated depreciation, reduced by the outstanding balances of any borrowing used for the acquisition, construction or improvement of those assets. Deferred outflows of resources and deferred inflows of resources that are attributable to the acquisition, construction or improvement of those assets or related debt also should be included in this component of net position. Net position is reported as restricted when there are limitations imposed on its use either through the enabling legislation adopted by the District or through external restrictions imposed by creditors, grantors or laws or regulations of other governments.

The District applies restricted resources first when an expense is incurred for purposes for which both restricted and unrestricted net position is available.

N. Prepayments

Certain payments to vendors reflect the costs applicable to future accounting periods and are recorded as prepaid items in both government-wide and fund financial statements. These items are reported as assets on the balance sheet and statement of net position using the consumption method. A current asset for the prepaid amounts is recorded at the time of the purchase and the expenditure/expense is reported in the year in which services are consumed. At fiscal year-end, because prepayments are not available to finance future governmental fund expenditures, they are reported as nonspendable fund balance on the fund financial statements.

O. Estimates

The preparation of the basic financial statements in conformity with GAAP requires management to make estimates and assumptions that affect the amounts reported in the basic financial statements and accompanying notes. Actual results may differ from those estimates.

P. Interfund Activity

Exchange transactions between funds are reported as revenues in the seller funds and as expenditures/expenses in the purchaser funds. Flows of cash or goods from one fund to another without a requirement for repayment are reported as interfund transfers. Interfund transfers are reported as other financing sources/uses in governmental funds. Repayments from funds responsible for particular expenditures/expenses to the funds that initially paid for them are not presented on the basic financial statements.

**PLAIN LOCAL SCHOOL DISTRICT
STARK COUNTY, OHIO**

NOTES TO THE BASIC FINANCIAL STATEMENTS
FOR THE FISCAL YEAR ENDED JUNE 30, 2023

NOTE 2 - SUMMARY OF SIGNIFICANT ACCOUNTING POLICIES - (Continued)

Q. Unamortized Bond Premium and Deferred Charges on Refundings

On the government-wide financial statements, bond premiums are deferred and amortized over the term of the bonds using the straight-line method, which approximates the effective interest method. Bond premiums are presented as an addition to the face amount of the bonds. On the governmental fund financial statements, bond premiums are recognized in the current period.

For advance refundings resulting in the defeasance of debt, the difference between the reacquisition price and the net carrying amount of the old debt is deferred and amortized as a component of interest expense. This accounting gain or loss is amortized over the remaining life of the old debt or the life of the new debt, whichever is shorter and is presented as a deferred outflow of resources on the statement of net position.

A reconciliation between the bond's face value and the amount reported on the statement of net position is presented in Note 9.

R. Parochial and Private Schools

Within the District's boundaries, St. Michael's and Our Lady of Peace Schools are operated through the Youngstown Catholic Diocese. Also within the District's boundaries are Canton Country Day School, Holy Cross Preschool and Kindergarten, Weaver Child Development Center and The Golden Key Center for Exceptional Children, which are privately operated. Current State legislation provides funding to these schools. These monies are received and disbursed on behalf of these schools by the Treasurer of the District, as directed by the schools. The fiduciary responsibility of the District for these monies is reflected in a nonmajor governmental fund for financial reporting purposes.

S. Pensions/Other Postemployment Benefits (OPEB)

For purposes of measuring the net pension/OPEB liability, net OPEB asset, deferred outflows of resources and deferred inflows of resources related pensions/OPEB, and pension/OPEB expense, information about the fiduciary net position of the pension/OPEB plans and additions to/deductions from their fiduciary net position have been determined on the same basis as they are reported by the pension/OPEB plan. For this purpose, benefit payments (including refunds of employee contributions) are recognized when due and payable in accordance with the benefit terms. The pension/OPEB plans report investments at fair value.

T. Extraordinary and Special Items

Extraordinary items are transactions or events that are both unusual in nature and infrequent in occurrence. Special items are transactions or events that are within the control of the Board of Education and that are either unusual in nature or infrequent in occurrence. Neither type of transaction occurred during fiscal year 2023.

U. Fair Value

The District categorizes its fair value measurements within the fair value hierarchy established by generally accepted accounting principles. The hierarchy is based on the valuation inputs used to measure the fair value of the asset. Level 1 inputs are quoted prices in active markets for identical assets; Level 2 inputs are significant other observable inputs; Level 3 inputs are significant unobservable inputs.

**PLAIN LOCAL SCHOOL DISTRICT
STARK COUNTY, OHIO**

NOTES TO THE BASIC FINANCIAL STATEMENTS
FOR THE FISCAL YEAR ENDED JUNE 30, 2023

NOTE 3 - ACCOUNTABILITY AND COMPLIANCE

A. Change in Accounting Principles

For fiscal year 2023, the District has implemented GASB Statement No. 91, “Conduit Debt Obligations”, GASB Statement No. 94, “Public-Private and Public-Public Partnerships and Availability Payment Arrangements”, GASB Statement No. 96, “Subscription Based Information Technology Arrangements”, certain questions and answers of GASB Implementation Guide 2021-1 and certain paragraphs of GASB Statement No. 99, “Omnibus 2022”.

GASB Statement No. 91 provides a single method of reporting conduit debt obligations by issuers and eliminate diversity in practice associated with (1) commitments extended by issuers, (2) arrangements associated with conduit debt obligations, and (3) related note disclosures. This Statement achieves those objectives by clarifying the existing definition of a conduit debt obligation; establishing that a conduit debt obligation is not a liability of the issuer; establishing standards for accounting and financial reporting of additional commitments and voluntary commitments extended by issuers and arrangements associated with conduit debt obligations; and improving required note disclosures. The implementation of GASB Statement No. 91 did not have an effect on the financial statements of the District.

GASB Statement No. 94 is to improve financial reporting by addressing issues related to public-private and public partnership arrangements (PPPs). As used in this Statement, a PPP is an arrangement in which a government (the transferor) contracts with an operator (a governmental or nongovernmental entity) to provide public services by conveying control of the right to operate or use a nonfinancial asset, such as infrastructure or other capital asset (the underlying PPP asset), for a period of time in an exchange or exchange-like transaction. The implementation of GASB Statement No. 94 did not have an effect on the financial statements of the District.

GASB Statement No. 96 provides guidance on the accounting and financial reporting for subscription-based information technology arrangements (SBITAs) for government end users (governments). This Statement (1) defines a SBITA; (2) establishes that a SBITA results in a right-to-use subscription asset—an intangible asset—and a corresponding subscription liability; (3) provides the capitalization criteria for outlays other than subscription payments, including implementation costs of a SBITA; and (4) requires note disclosures regarding a SBITA. To the extent relevant, the standards for SBITAs are based on the standards established in Statement No. 87, Leases, as amended. The implementation of GASB Statement No. 96 did not have an effect on the financial statements of the District.

GASB Implementation Guide 2021-1 provides clarification on issues related to previously established GASB guidance. The implementation of GASB Implementation Guide 2021-1 did not have an effect on the financial statements of the District.

GASB Statement No. 99 to enhance comparability in accounting and financial reporting and to improve the consistency of authoritative literature by addressing (1) practice issues that have been identified during implementation and application of certain GASB Statements and (2) accounting and financial reporting for financial guarantees. The implementation of GASB Statement No. 99 did not have an effect on the financial statements of the District.

**PLAIN LOCAL SCHOOL DISTRICT
STARK COUNTY, OHIO**

NOTES TO THE BASIC FINANCIAL STATEMENTS
FOR THE FISCAL YEAR ENDED JUNE 30, 2023

NOTE 3 - ACCOUNTABILITY AND COMPLIANCE - (Continued)

B. Deficit Fund Balances

Fund balances at June 30, 2023 included the following individual fund deficits:

<u>Nonmajor funds</u>	<u>Deficit</u>
Student Wellness and Success	\$ 5,046
Miscellaneous State Grants	90
Elementary and Secondary School Emergency Relief	292,586
IDEA Part B	159,623
Vocational Education	11,091
Title I: Disadvantaged Children	104,787
Title II-A	21,430
Title IV-A	10,219

The general fund is liable for any deficit in these funds and provides transfers when cash is required, not when accruals occur. The deficit fund balances resulted from adjustments for accrued liabilities.

NOTE 4 - DEPOSITS AND INVESTMENTS

State statutes classify monies held by the District into three categories.

Active deposits are public deposits necessary to meet current demands on the treasury. Such monies must be maintained either as cash in the District treasury, in commercial accounts payable or withdrawable on demand, including negotiable order of withdrawal (NOW) accounts, or in money market deposit accounts.

Inactive deposits are public deposits that the Board of Education has identified as not required for use within the current five year period of designation of depositories. Inactive deposits must either be evidenced by certificates of deposit maturing not later than the end of the current period of designation of depositories, or by savings or deposit accounts including, but not limited to, passbook accounts.

Interim deposits are deposits of interim monies. Interim monies are those monies which are not needed for immediate use, but which will be needed before the end of the current period of designation of depositories. Interim deposits must be evidenced by time certificates of deposit maturing not more than one year from the date of deposit or by savings or deposit accounts including passbook accounts.

Interim monies may be deposited or invested in the following securities:

1. United States Treasury Notes, Bills, Bonds, or any other obligation or security issued by the United States Treasury or any other obligation guaranteed as to principal and interest by the United States;
2. Bonds, notes, debentures, or any other obligations or securities issued by any federal government agency or instrumentality, including, but not limited to, the Federal National Mortgage Association, Federal Home Loan Bank, Federal Farm Credit Bank, Federal Home Loan Mortgage Corporation, and Government National Mortgage Association. All federal agency securities shall be direct issuances of federal government agencies or instrumentalities;
3. Written repurchase agreements in the securities listed above provided that the market value of the securities subject to the repurchase agreement must exceed the principal value of the agreement by at least two percent and be marked to market daily, and that the term of the agreement must not exceed thirty days;

**PLAIN LOCAL SCHOOL DISTRICT
STARK COUNTY, OHIO**

NOTES TO THE BASIC FINANCIAL STATEMENTS
FOR THE FISCAL YEAR ENDED JUNE 30, 2023

NOTE 4 - DEPOSITS AND INVESTMENTS - (Continued)

4. Bonds and other obligations of the State of Ohio; and with certain limitations including a requirement for maturity within ten years from the date of settlement, bonds and other obligations of political subdivisions of the State of Ohio, if training requirements have been met;
5. Time certificates of deposit or savings or deposit accounts including, but not limited to, passbook accounts;
6. No-load money market mutual funds consisting exclusively of obligations described in items (1) and (2) above and repurchase agreements secured by such obligations, provided that investments in securities described in this division are made only through eligible institutions;
7. The State Treasurer's investment pool, the State Treasury Asset Reserve of Ohio (STAR Ohio); and,
7. Certain banker's acceptance and commercial paper notes for a period not to exceed one hundred eighty days and two hundred seventy days, respectively, from the purchase date in an amount not to exceed forty percent of the interim monies available for investment at any one time.

Protection of the deposits is provided by the Federal Deposit Insurance Corporation (FDIC), by eligible securities pledged by the financial institution as security for repayment, or by the financial institutions participation in the Ohio Pooled Collateral System (OPCS), a collateral pool of eligible securities deposited with a qualified trustee and pledged to the Treasurer of State to secure the repayment of all public monies deposited in the financial institution.

Investments in stripped principal or interest obligations, reverse repurchase agreements and derivatives are prohibited. The issuance of taxable notes for the purpose of arbitrage, the use of leverage and short selling are also prohibited. Except as noted above, an investment must mature within five years from the date of purchase unless matched to a specific obligation or debt of the District and must be purchased with the expectation that it will be held to maturity. Investments may only be made through specified dealers and institutions. Payment for investments may be made only upon delivery of the securities representing the investments to the Treasurer or, if the securities are not represented by a certificate, upon receipt of confirmation of transfer from the custodian.

A. Deposits with Financial Institutions

At June 30, 2023, the carrying amount of all District deposits was \$2,487,140 and the bank balance of all District deposits was \$3,821,111. Of the bank balance, \$340,597 was covered by the FDIC and \$3,480,514 was potentially exposed to custodial credit risk as discussed below because those deposits were uninsured and could be uncollateralized. Although all statutory requirements for the deposit of money had been followed, noncompliance with Federal requirements could potentially subject the District to a successful claim by the FDIC.

Custodial credit risk is the risk that, in the event of bank failure, the District's deposits may not be returned. The District has no deposit policy for custodial credit risk beyond the requirements of State statute. Ohio law requires that deposits either be insured or protected by: (1) eligible securities pledged to the District and deposited with a qualified trustee by the financial institution as security for repayment whose fair value at all times shall be at least 105 percent of the deposits being secured; or (2) participation in the Ohio Pooled Collateral System (OPCS), a collateral pool of eligible securities deposited with a qualified trustee and pledged to the Treasurer of State to secure the repayment of all public monies deposited in the financial institution. OPCS requires the total fair value of the securities pledged to be 102 percent of the deposits being secured or a rate set by the Treasurer of State. For 2023, the District's financial institutions were approved for a reduced collateral rate of 50 percent through the OPCS.

**PLAIN LOCAL SCHOOL DISTRICT
STARK COUNTY, OHIO**

NOTES TO THE BASIC FINANCIAL STATEMENTS
FOR THE FISCAL YEAR ENDED JUNE 30, 2023

NOTE 4 - DEPOSITS AND INVESTMENTS - (Continued)

C. Investments

As of June 30, 2023, the District had the following investments and maturities:

Measurement/ Investment type	Measurement Value	<u>Investment Maturities</u>				
		6 months or or less	7 to 12 months	13 to 18 months	19 to 24 months	Greater than 24 months
Fair value:						
Federal agency securities	\$ 18,166,752	\$ 2,674,107	\$ 243,447	\$ 1,677,615	\$ 970,471	\$ 12,601,112
Negotiable CDs	3,025,909	244,782	2,088,375	-	-	692,752
U.S. Treasury notes	7,401,379	692,561	258,086	1,014,886	570,826	4,865,020
U.S. Government money market	41,110	41,110	-	-	-	-
Net Asset Value:						
STAR Ohio	<u>16,649,641</u>	<u>16,649,641</u>	<u>-</u>	<u>-</u>	<u>-</u>	<u>-</u>
Total	<u>\$ 45,284,791</u>	<u>\$ 20,302,201</u>	<u>\$ 2,589,908</u>	<u>\$ 2,692,501</u>	<u>\$ 1,541,297</u>	<u>\$ 18,158,884</u>

The weighted average maturity of investments is 1.44 years.

The District's investments in U.S. Government money market funds are valued using quoted market prices in active markets (Level 1 inputs). All other District investments measured at fair value are valued using quoted market prices in markets that are not considered to be active, dealer quotations or alternative pricing sources for similar assets or liabilities for which all significant inputs are observable, either directly or indirectly (Level 2 inputs).

Interest Rate Risk: Interest rate risk arises because potential purchasers of debt securities will not agree to pay face value for those securities if interest rates subsequently increase. As a means of limiting its exposure to fair value losses arising from rising interest rates and according to State law, the District's investment policy limits investment portfolio maturities to five years or less.

Credit Risk: The District's investments in the federal agency securities and U.S. Treasury notes were rated AA+ and Aaa by Standard & Poor's and Moody's Investor Services, respectively. The U.S. Government money market and STAR Ohio carry a rating of AAAM by Standard & Poor's. Ohio law requires that STAR Ohio maintain the highest rating provided by at least one nationally recognized standard rating service. The District has no investment policy dealing with investment credit risk beyond the requirements in State statutes.

Custodial Credit Risk: For an investment, custodial credit risk is the risk that, in the event of the failure of the counterparty, the District will not be able to recover the value of its investments or collateral securities that are in the possession of an outside party. The federal agency securities are exposed to custodial credit risk in that they are uninsured, unregistered and held by the counterparty's trust department or agent but not in the District's name.

The District has no investment policy dealing with investment custodial credit risk beyond the requirement in State statute that prohibits payment for investments prior to the delivery of the securities representing such investments to the treasurer or qualified trustee.

**PLAIN LOCAL SCHOOL DISTRICT
STARK COUNTY, OHIO**

NOTES TO THE BASIC FINANCIAL STATEMENTS
FOR THE FISCAL YEAR ENDED JUNE 30, 2023

NOTE 4 - DEPOSITS AND INVESTMENTS - (Continued)

Concentration of Credit Risk: The District places no limit on the amount that may be invested in any one issuer. The following table includes the percentage of each investment type held by the District at June 30, 2023:

<u>Measurement/ Investment type</u>	<u>Measurement Value</u>	<u>% of Total</u>
Fair value:		
Federal agency securities	\$ 18,166,752	40.12%
Negotiable CDs	3,025,909	6.68%
U.S. Treasury notes	7,401,379	16.34%
U.S. Government money market	41,110	0.09%
Net Asset Value:		
STAR Ohio	<u>16,649,641</u>	<u>36.77%</u>
Total	<u>\$ 45,284,791</u>	<u>100.00%</u>

D. Reconciliation of Cash and Investments to the Statement of Net Position

The following is a reconciliation of cash and investments as reported in the note above to cash and investments as reported on the statement of net position as of June 30, 2023:

<u>Cash and investments per note</u>	
Carrying amount of deposits	\$ 2,487,140
Investments	<u>45,284,791</u>
Total	<u>\$ 47,771,931</u>
 <u>Cash and investments per financial statements</u>	
Governmental activities	\$ 47,117,496
Custodial funds	<u>654,435</u>
Total	<u>\$ 47,771,931</u>

NOTE 5 - INTERFUND TRANSACTIONS

- A. Interfund balances at June 30, 2023, as reported on the fund statements, consist of the following individual interfund loans receivable and payable:

<u>Receivable fund</u>	<u>Payable fund</u>	<u>Amount</u>
General fund	Nonmajor governmental funds	\$ 11,253

The primary purpose of the interfund balances is to cover costs in specific funds where revenues were not received by June 30. These interfund balances will be repaid once the anticipated revenues are received. These amounts are not expected to be repaid within one year and therefore are reported as a component of non-spendable fund balance in the general fund.

Interfund balances between governmental funds are eliminated on the government-wide financial statements; therefore, no internal balances at June 30, 2023 are reported on the statement of net position.

**PLAIN LOCAL SCHOOL DISTRICT
STARK COUNTY, OHIO**

NOTES TO THE BASIC FINANCIAL STATEMENTS
FOR THE FISCAL YEAR ENDED JUNE 30, 2023

NOTE 5 - INTERFUND TRANSACTIONS - (Continued)

B. Interfund balances at June 30, 2023 consisted of the following amounts reported as due to/from other funds on the fund financial statements:

<u>Receivable fund</u>	<u>Payable fund</u>	<u>Amount</u>
General fund	Nonmajor governmental funds	\$ 1,210,333

The primary purpose of the interfund balances is to cover temporary cash deficits at June 30, 2023 due to advance spending of approved grant monies. These interfund balances will be repaid once the anticipated revenues are received. Interfund balances between governmental funds are eliminated on the government-wide financial statements.

NOTE 6 - PROPERTY TAXES

Property taxes are levied and assessed on a calendar year basis while the District’s fiscal year runs from July through June. First half tax collections are received by the District in the second half of the fiscal year. Second half tax distributions occur in the first half of the following fiscal year.

Property taxes include amounts levied against all real property and public utility property. Real property tax revenues received in calendar year 2023 represent the collection of calendar year 2022 taxes. Real property taxes received in calendar year 2023 were levied after April 1, 2022, on the assessed values as of January 1, 2022, the lien date. Assessed values for real property taxes are established by State statute at 35 percent of appraised market value. Real property taxes are payable annually or semiannually. If paid annually, payment is due December 31; if paid semiannually, the first payment is due December 31, with the remainder payable by June 20. Under certain circumstances, State statute permits alternate payment dates to be established. Public utility property tax revenues received in calendar year 2023 represent the collection of calendar year 2023 taxes. Public utility real and personal property taxes received in calendar year 2023 became a lien on December 31, 2021, were levied after April 1, 2022, and are collected with real property taxes. Public utility real property is assessed at 35 percent of true value; public utility tangible personal property is currently assessed at varying percentages of true value.

The District receives property taxes from Stark County. The County Auditor periodically advances to the District its portion of the taxes collected. Second-half real property tax payments collected by the County by June 30, 2023 are available to finance fiscal year 2023 operations. The amount available as an advance at June 30, 2023 was \$868,189 in the general fund and \$98,708 in the debt service fund (a nonmajor governmental fund). This amount is recorded as revenue. The amount available for advance at June 30, 2022 was \$1,255,302 in the general fund and \$137,505 in the debt service fund (a nonmajor governmental fund). The amount of second-half real property taxes available for advance at fiscal year-end can vary based on the date the tax bills are sent.

Accrued property taxes receivable includes real property, public utility property and delinquent tangible personal property taxes which are measurable as of June 30, 2023 and for which there is an enforceable legal claim. Although total property tax collections for the next fiscal year are measurable, only the amount of real property taxes available as an advance at June 30 was levied to finance current fiscal year operations and is reported as revenue at fiscal year-end. The portion of the receivable not levied to finance current fiscal year operations is offset by a credit to deferred inflows of resources.

On the accrual basis of accounting, collectible delinquent property taxes have been recorded as a receivable and revenue, while on a modified accrual basis of accounting the revenue has been reported as a deferred inflow of resources.

**PLAIN LOCAL SCHOOL DISTRICT
STARK COUNTY, OHIO**

NOTES TO THE BASIC FINANCIAL STATEMENTS
FOR THE FISCAL YEAR ENDED JUNE 30, 2023

NOTE 6 - PROPERTY TAXES - (Continued)

The assessed values upon which the fiscal year 2023 taxes were collected are:

	2022 Second Half Collections		2023 First Half Collections	
	<u>Amount</u>	<u>Percent</u>	<u>Amount</u>	<u>Percent</u>
Agricultural/residential and other real estate	\$ 1,239,642,620	94.83	\$ 1,257,780,070	94.90
Public utility personal	<u>67,622,240</u>	<u>5.17</u>	<u>67,541,940</u>	<u>5.10</u>
Total	<u>\$ 1,307,264,860</u>	<u>100.00</u>	<u>\$ 1,325,322,010</u>	<u>100.00</u>
Tax rate per \$1,000 of assessed valuation	\$ 62.60		\$ 62.60	

NOTE 7 - RECEIVABLES

Receivables at June 30, 2023 consisted of property taxes, accounts (billings for user charged services and student fees), intergovernmental grants and entitlements, and accrued interest. All receivables are considered collectible in full due to the ability to foreclose for the nonpayment of taxes, the stable condition of State programs and the current year guarantee of federal funds. Receivables have been disaggregated on the face of the basic financial statements. All receivables are expected to be collected in the subsequent year.

NOTE 8 - CAPITAL ASSETS

Capital asset activity for the fiscal year ended June 30, 2023 was as follows:

	<u>Balance</u> <u>06/30/22</u>	<u>Additions</u>	<u>Deductions</u>	<u>Balance</u> <u>06/30/23</u>
<i>Capital assets, not being depreciated:</i>				
Land	\$ 2,384,610	\$ -	\$ -	\$ 2,384,610
Construction in progress	<u>3,236,142</u>	<u>161,849</u>	<u>(3,236,142)</u>	<u>161,849</u>
Total capital assets, not being depreciated	<u>5,620,752</u>	<u>161,849</u>	<u>(3,236,142)</u>	<u>2,546,459</u>
<i>Capital assets, being depreciated:</i>				
Land improvements	14,768,734	8,415,959	-	23,184,693
Buildings and improvements	80,111,431	-	-	80,111,431
Furniture and equipment	12,367,614	533,883	(3,530,858)	9,370,639
Vehicles	<u>5,613,342</u>	<u>-</u>	<u>(39,110)</u>	<u>5,574,232</u>
Total capital assets, being depreciated	<u>112,861,121</u>	<u>8,949,842</u>	<u>(3,569,968)</u>	<u>118,240,995</u>
<i>Less: accumulated depreciation</i>				
Land improvements	(6,810,466)	(733,067)	-	(7,543,533)
Buildings and improvements	(38,828,641)	(1,799,020)	-	(40,627,661)
Furniture and equipment	(9,046,697)	(512,187)	2,906,316	(6,652,568)
Vehicles	<u>(3,042,700)</u>	<u>(496,262)</u>	<u>32,909</u>	<u>(3,506,053)</u>
Total accumulated depreciation	<u>(57,728,504)</u>	<u>(3,540,536)</u>	<u>2,939,225</u>	<u>(58,329,815)</u>
Governmental activities capital assets, net	<u>\$ 60,753,369</u>	<u>\$ 5,571,155</u>	<u>\$ (3,866,885)</u>	<u>\$ 62,457,639</u>

**PLAIN LOCAL SCHOOL DISTRICT
STARK COUNTY, OHIO**

NOTES TO THE BASIC FINANCIAL STATEMENTS
FOR THE FISCAL YEAR ENDED JUNE 30, 2023

NOTE 8 - CAPITAL ASSETS - (Continued)

Depreciation expense was charged to governmental functions as follows:

Instruction:

Regular	\$ 2,246,047
Special	63,614
Vocational	247,612

Support services:

Pupil	42,345
Instructional staff	75,051
Administration	52,127
Fiscal	1,222
Operations and maintenance	88,414
Pupil transportation	496,417
Extracurricular activities	10,119
Food service operations	<u>217,568</u>

Total depreciation expense \$ 3,540,536

NOTE 9 - LONG-TERM OBLIGATIONS

A. The District's long-term obligations during the year consist of the following:

	Balance Outstanding <u>06/30/22</u>	<u>Additions</u>	<u>Reductions</u>	Balance Outstanding <u>06/30/23</u>	Amounts Due in <u>One Year</u>
Governmental activities:					
General obligation refunding bonds, Series 2017	\$ 28,915,000	\$ -	\$ (2,760,000)	\$ 26,155,000	\$ 2,865,000
Compensated absences	3,991,910	697,320	(539,018)	4,150,212	663,283
Net pension liability	36,118,891	23,486,606	-	59,605,497	-
Net OPEB liability	<u>5,549,505</u>	<u>-</u>	<u>(1,602,791)</u>	<u>3,946,714</u>	<u>-</u>
Total governmental activities	<u>\$ 74,575,306</u>	<u>\$ 24,183,926</u>	<u>\$ (4,901,809)</u>	93,857,423	<u>\$ 3,528,283</u>
Add: Unamortized premium on bond issue				<u>1,680,508</u>	
Total on statement of net position				<u>\$ 95,537,931</u>	

Compensated absences, net pension liability, and net OPEB liability will be paid from the fund from which the employee's salaries are paid, which primarily consist of the general fund and the following nonmajor governmental funds: food service, auxiliary services, IDEA Part B and Title I.

B. On December 28, 2017, the District issued general obligation refunding bonds in the amount of \$29,240,000 (Series 2017 issue) for the purpose of advance refunding a portion of the Series 2011A general obligation bonds. These bonds are general obligations of the District, for which its full faith and credit is pledged for repayment. The source of payment is derived from a bonded debt tax levy.

The bonds bear an interest rate of 3.755% and have a final maturity date of November 1, 2030. Interest payments are due on May 1 and November 1 of each year. On the fund financial statements, payments of principal and interest relating to these bonds are recorded as expenditures in the nonmajor debt service fund.

**PLAIN LOCAL SCHOOL DISTRICT
STARK COUNTY, OHIO**

NOTES TO THE BASIC FINANCIAL STATEMENTS
FOR THE FISCAL YEAR ENDED JUNE 30, 2023

NOTE 9 - LONG-TERM OBLIGATIONS - (Continued)

The reacquisition price exceeded the net carrying amount of the old debt by \$2,484,988. This amount is reported as a deferred outflow of resources and is amortized over the remaining life of the refunded debt, which is equal to the life of the new debt issued.

- C. The following is a summary of the future debt service requirements to maturity for the District’s general obligation bonds:

Fiscal Year Ended June 30,	General Obligation Bonds		
	Principal	Interest	Total
2024	\$ 2,865,000	\$ 928,330	\$ 3,793,330
2025	2,970,000	818,778	3,788,778
2026	3,085,000	705,095	3,790,095
2027	3,200,000	587,094	3,787,094
2028	3,315,000	464,775	3,779,775
2029 - 2031	<u>10,720,000</u>	<u>613,942</u>	<u>11,333,942</u>
Total	<u>\$ 26,155,000</u>	<u>\$ 4,118,014</u>	<u>\$ 30,273,014</u>

D. Legal Debt Margin

The Ohio Revised Code provides that voted net general obligation debt of the District shall never exceed 9% of the total assessed valuation of the District. The code further provides that unvoted indebtedness shall not exceed 1/10 of 1% of the property valuation of the District. The code additionally states that unvoted indebtedness related to energy conservation debt shall not exceed 9/10 of 1% of the property valuation of the District. The assessed valuation used in determining the District’s legal debt margin has been modified by House Bill 530 which became effective March 30, 2006. In accordance with House Bill 530, the assessed valuation used in the District’s legal debt margin calculation excludes tangible personal property used in business, telephone or telegraph property, interexchange telecommunications company property, and personal property owned or leased by a railroad company and used in railroad operations. The effect of these debt limitations at June 30, 2023 is a voted debt margin of \$95,977,764, (including available funds of \$2,853,783), and an unvoted debt margin of \$1,325,322.

NOTE 10 - EMPLOYEE BENEFITS

Compensated Absences

The criteria for determining vacation and sick leave benefits components are derived from negotiated agreements and State laws. Classified employees earn 10 to 25 days of vacation per year, depending upon length of service. Accumulated unused vacation time is paid to classified employees and administrators upon termination of employment. Teachers do not earn vacation time.

Teachers, administrators and classified employees earn sick leave at the rate of one and one-fourth days per month or 15 days for each completed year of service. Sick leave may be accumulated up to a maximum of 355 days for all personnel. Upon retirement, payment is made for one-fourth of the accrued, but unused, sick leave balance to a maximum of 71 days for all employees, except for certain administrators, who receive a maximum of 75 days. For all employees except administrators, an additional \$10 per day shall be paid for sick leave accumulated between 200 and 250 days and an additional \$20 per day shall be paid for sick leave accumulated over 250 days.

**PLAIN LOCAL SCHOOL DISTRICT
STARK COUNTY, OHIO**

NOTES TO THE BASIC FINANCIAL STATEMENTS
FOR THE FISCAL YEAR ENDED JUNE 30, 2023

NOTE 11 - RISK MANAGEMENT

A. Comprehensive

The District maintains comprehensive insurance coverage with private carriers for liability, real property, building contents, vehicles, and builder’s risk. Vehicle policies include liability coverage for bodily injury and property damage. In addition, real property contents are 100% coinsured.

The following is a description of the District’s insurance coverage:

<u>Coverage</u>	<u>Insurer</u>	<u>Limits of Coverage</u>	<u>Deductible</u>
General liability:	Liberty Mutual Fire Insurance Co		
Each occurrence		\$ 1,000,000	\$ 2,500
Aggregate		2,000,000	0
Buildings	Liberty Mutual Fire Insurance Co	284,041,929	10,000
Contents	Liberty Mutual Fire Insurance Co	18,759,762	10,000
Fleet:	Liberty Mutual Fire Insurance Co		
Comprehensive		Actual Cash Value	250
Collision		Actual Cash Value	500
Liability		1,000,000	0
Umbrella liability	Liberty Mutual Fire Insurance Co	10,000,000	10,000
Violent Event Response Coverage	Liberty Mutual Fire Insurance Co	1,000,000	0

Settled claims have not exceeded this commercial coverage in any of the past three years and there has been no significant reduction in coverage.

B. Shared Risk Pool

The District is a participant in the Stark County Schools Council of Government (the “COG”) for the purpose of obtaining benefits at a reduced premium for both health care and workers’ compensation.

The District’s insurance program for health care is administered by Mutual Health Services Company. Payments are made to the COG for monthly attachment point, monthly stop-loss premiums and administrative charges. The fiscal agent of the COG is the Stark County Educational Service Center.

The Treasurer of the Stark County Educational Service Center pays Mutual Health Services monthly for the actual amount of claims processed, the stop-loss premium, and the administrative charges.

C. Workers’ Compensation

The District participates in a workers’ compensation program jointly sponsored by the Ohio Association of School Business Officials (OASBO) and the Ohio School Board Association (OSBA), known as Ohio SchoolComp. Sedgwick is the program’s third party administrator. SchoolComp serves to group its members’ risks for the purpose of obtaining a favorable experience rating to determine its premium liability to the Ohio Bureau of Workers’ Compensation (OBWC) and the Ohio Workers’ Compensation Fund. This may be accomplished through participation in a group rating program or through group retrospective rating. Participation in SchoolComp is restricted to members who meet enrollment criteria and are jointly in good standing with OASBO and OSBA. OASBO and OSBA are certified sponsors recognized by OBWC.

**PLAIN LOCAL SCHOOL DISTRICT
STARK COUNTY, OHIO**

NOTES TO THE BASIC FINANCIAL STATEMENTS
FOR THE FISCAL YEAR ENDED JUNE 30, 2023

NOTE 12 - DEFINED BENEFIT PENSION PLANS

The Statewide retirement systems provide both pension benefits and other postemployment benefits (OPEB).

Net Pension Liability/Net OPEB Liability/Asset

The net pension liability and the net OPEB liability/asset reported on the statement of net position represents a liability or asset to employees for pensions and OPEB, respectively.

Pensions and OPEB are a component of exchange transactions—between an employer and its employees—of salaries and benefits for employee services. Pensions/OPEB are provided to an employee—on a deferred-payment basis—as part of the total compensation package offered by an employer for employee services each financial period. The obligation to sacrifice resources for pensions is a present obligation because it was created as a result of employment exchanges that already have occurred.

The net pension/OPEB liability (asset) represent the District’s proportionate share of each pension/OPEB plan’s collective actuarial present value of projected benefit payments attributable to past periods of service, net of each pension/OPEB plan’s fiduciary net position. The net pension/OPEB liability (asset) calculation is dependent on critical long-term variables, including estimated average life expectancies, earnings on investments, cost of living adjustments and others. While these estimates use the best information available, unknowable future events require adjusting these estimates annually.

The Ohio Revised Code limits the District’s obligation for this liability to annually required payments. The District cannot control benefit terms or the manner in which pensions/OPEB are financed; however, the District does receive the benefit of employees’ services in exchange for compensation including pension and OPEB.

GASB 68/75 assumes the liability is solely the obligation of the employer, because (1) they benefit from employee services; and (2) State statute requires funding to come from these employers. All pension contributions to date have come solely from these employers (which also includes pension costs paid in the form of withholdings from employees). The retirement systems may allocate a portion of the employer contributions to provide for these OPEB benefits. In addition, health care plan enrollees pay a portion of the health care costs in the form of a monthly premium. State statute requires the retirement systems to amortize unfunded pension liabilities within 30 years. If the pension amortization period exceeds 30 years, each retirement system’s board must propose corrective action to the State legislature. Any resulting legislative change to benefits or funding could significantly affect the net pension/OPEB liability (asset). Resulting adjustments to the net pension/OPEB liability (asset) would be effective when the changes are legally enforceable. The Ohio Revised Code permits, but does not require, the retirement systems to provide healthcare to eligible benefit recipients.

The remainder of this note includes the required pension disclosures. See Note 13 for the required OPEB disclosures.

The proportionate share of each plan’s unfunded benefits is presented as a long-term *net pension/OPEB liability (asset)* on the accrual basis of accounting. Any liability for the contractually required pension contribution outstanding at the end of the year is included as a liability on both the accrual and modified accrual bases of accounting.

Plan Description - School Employees Retirement System (SERS)

Plan Description - The District’s non-teaching employees participate in SERS, a cost-sharing multiple-employer defined benefit pension plan administered by SERS. SERS provides retirement, disability and survivor benefits, annual cost-of-living adjustments, and death benefits to plan members and beneficiaries. Authority to establish and amend benefits is provided by Ohio Revised Code Chapter 3309. SERS issues a publicly available, stand-alone financial report that includes financial statements, required supplementary information and detailed information about SERS’ fiduciary net position. That report can be obtained by visiting the SERS website at www.ohsers.org under Employers/Audit Resources.

**PLAIN LOCAL SCHOOL DISTRICT
STARK COUNTY, OHIO**

NOTES TO THE BASIC FINANCIAL STATEMENTS
FOR THE FISCAL YEAR ENDED JUNE 30, 2023

NOTE 12 - DEFINED BENEFIT PENSION PLANS - (Continued)

Age and service requirements for retirement are as follows:

	Eligible to Retire on or before August 1, 2017 *	Eligible to Retire after August 1, 2017
Full benefits	Any age with 30 years of service credit	Age 67 with 10 years of service credit; or Age 57 with 30 years of service credit
Actuarially reduced benefits	Age 60 with 5 years of service credit; or Age 55 with 25 years of service credit	Age 62 with 10 years of service credit; or Age 60 with 25 years of service credit

* Members with 25 years of service credit as of August 1, 2017 will be included in this plan.

Annual retirement benefits are calculated based on final average salary multiplied by a percentage that varies based on years of service; 2.2% for the first thirty years of service and 2.5% for years of service credit over 30. Final average salary is the average of the highest three years of salary.

An individual whose benefit effective date is before April 1, 2018, is eligible for a cost-of-living adjustment (COLA) on the first anniversary date of the benefit. Beginning April 1, 2018, new benefit recipients must wait until the fourth anniversary of their benefit for COLA eligibility. The COLA is added each year to the base benefit amount on the anniversary date of the benefit. A three-year COLA suspension was in effect for all benefit recipients for the years 2018, 2019, and 2020. Upon resumption of the COLA, it will be indexed to the percentage increase in the CPI-W, not to exceed 2.5% and with a floor of 0%. In 2022, the Board of Trustees approved a 2.5% cost-of-living adjustment (COLA) for eligible retirees and beneficiaries in 2023.

Funding Policy - Plan members are required to contribute 10.00% of their annual covered salary and the District is required to contribute 14.00% of annual covered payroll. The contribution requirements of plan members and employers are established and may be amended by the SERS' Retirement Board up to statutory maximum amounts of 10.00% for plan members and 14.00% for employers. The Retirement Board, acting with the advice of the actuary, allocates the employer contribution rate among four of the System's funds (Pension Trust Fund, Death Benefit Fund, Medicare B Fund, and Health Care Fund). For the fiscal year ended June 30, 2023, the allocation to pension, death benefits, and Medicare B was 14.00%. For fiscal year 2023, the Retirement Board did not allocate any employer contribution to the Health Care Fund.

The District's contractually required contribution to SERS was \$1,517,974 for fiscal year 2023. Of this amount, \$184,122 is reported as a liability.

Plan Description - State Teachers Retirement System (STRS)

Plan Description - Licensed teachers participate in STRS, a cost-sharing multiple-employer public employee retirement system administered by STRS. STRS provides retirement and disability benefits to members and death and survivor benefits to beneficiaries. STRS issues a stand-alone financial report that includes financial statements, required supplementary information and detailed information about STRS' fiduciary net position. That report can be obtained by writing to STRS, 275 E. Broad St., Columbus, OH 43215-3771, by calling (888) 227-7877, or by visiting the STRS website at www.strsoh.org.

New members have a choice of three retirement plans: a Defined Benefit (DB) Plan, a Defined Contribution (DC) Plan and a Combined (CO) Plan. Benefits are established by Ohio Revised Code Chapter 3307.

**PLAIN LOCAL SCHOOL DISTRICT
STARK COUNTY, OHIO**

NOTES TO THE BASIC FINANCIAL STATEMENTS
FOR THE FISCAL YEAR ENDED JUNE 30, 2023

NOTE 12 - DEFINED BENEFIT PENSION PLANS - (Continued)

The DB plan offers an annual retirement allowance based on final average salary multiplied by a percentage that varies based on years of service. Effective August 1, 2015, the calculation is 2.20% of final average salary for the five highest years of earnings multiplied by all years of service. Eligibility changes will be phased in until August 1, 2023, when retirement eligibility for unreduced benefits will be five years of service credit and age 65, or 35 years of service credit and at least age 60.

Eligibility changes for DB Plan members who retire with actuarially reduced benefits will be phased in until August 1, 2023 when retirement eligibility will be five years of qualifying service credit and age 60, or 30 years of service credit regardless of age.

The DC Plan allows members to place all of their member contributions and 9.53% of the 14% employer contributions into an investment account. The member determines how to allocate the member and employer money among various investment choices offered by STRS Ohio. The remaining 4.47% of the 14% employer rate is allocated to the defined benefit unfunded liability. A member is eligible to receive a retirement benefit at age 50 and termination of employment. The member may elect to receive a lifetime monthly annuity or a lump sum withdrawal.

The Combined Plan offers features of both the DB Plan and the DC Plan. In the Combined Plan, 12% of the 14% member rate goes to the DC Plan and the remaining 2% is applied to the DB Plan. Member contributions to the DC Plan are allocated among investment choices by the member, and contributions to the DB Plan from the employer and the member are used to fund the defined benefit payment at a reduced level from the regular DB Plan. The defined benefit portion of the Combined Plan payment is payable to a member on or after age 60 with five years of service. The defined contribution portion of the account may be taken as a lump sum payment or converted to a lifetime monthly annuity after termination of employment at age 50 and after termination of employment.

New members who choose the DC Plan or Combined Plan will have another opportunity to reselect a permanent plan during their fifth year of membership. Members may remain in the same plan or transfer to another STRS plan. The optional annuitization of a member's defined contribution account or the defined contribution portion of a member's Combined Plan account to a lifetime benefit results in STRS bearing the risk of investment gain or loss on the account. STRS has therefore included all three plan options as one defined benefit plan for GASB 68 reporting purposes.

A DB or Combined Plan member with five or more years of credited service, who is determined to be disabled, may qualify for a disability benefit. New members, on or after July 1, 2013, must have at least ten years of qualifying service credit to apply for disability benefits. Members in the DC Plan who become disabled are entitled only to their account balance. Eligible survivors of members who die before service retirement may qualify for monthly benefits. If a member of the DC Plan dies before retirement benefits begin, the member's designated beneficiary is entitled to receive the member's account balance.

Funding Policy - Employer and member contribution rates are established by the State Teachers Retirement Board and limited by Chapter 3307 of the Ohio Revised Code. The fiscal year 2023 employer and employee contribution rate of 14% was equal to the statutory maximum rates. For fiscal year 2023, the full employer contribution was allocated to pension.

The District's contractually required contribution to STRS was \$3,785,248 for fiscal year 2023. Of this amount, \$663,976 is reported as a liability.

Pension Liabilities, Pension Expense, and Deferred Outflows of Resources and Deferred Inflows of Resources Related to Pensions

The net pension liability was measured as of June 30, 2022, and the total pension liability used to calculate the net pension liability was determined by an actuarial valuation as of that date. The District's proportion of the net pension liability was based on the District's share of contributions to the pension plan relative to the contributions of all participating entities.

**PLAIN LOCAL SCHOOL DISTRICT
STARK COUNTY, OHIO**

NOTES TO THE BASIC FINANCIAL STATEMENTS
FOR THE FISCAL YEAR ENDED JUNE 30, 2023

NOTE 12 - DEFINED BENEFIT PENSION PLANS - (Continued)

Following is information related to the proportionate share:

	<u>SERS</u>	<u>STRS</u>	<u>Total</u>
Proportion of the net pension liability prior measurement date	0.284945400%	0.200261495%	
Proportion of the net pension liability current measurement date	<u>0.274990800%</u>	<u>0.201221780%</u>	
Change in proportionate share	<u>-0.009954600%</u>	<u>0.000960285%</u>	
Proportionate share of the net pension liability	\$ 14,873,641	\$ 44,731,856	\$ 59,605,497
Pension expense	\$ 889,440	\$ 5,484,646	\$ 6,374,086

At June 30, 2023, the District reported deferred outflows of resources and deferred inflows of resources related to pensions from the following sources:

	<u>SERS</u>	<u>STRS</u>	<u>Total</u>
Deferred outflows of resources			
Differences between expected and actual experience	\$ 602,395	\$ 572,628	\$ 1,175,023
Net difference between projected and actual earnings on pension plan investments	-	1,556,571	1,556,571
Changes of assumptions	146,760	5,353,059	5,499,819
Difference between employer contributions and proportionate share of contributions/ change in proportionate share	200,403	114,410	314,813
Contributions subsequent to the measurement date	<u>1,517,974</u>	<u>3,785,248</u>	<u>5,303,222</u>
Total deferred outflows of resources	<u>\$ 2,467,532</u>	<u>\$ 11,381,916</u>	<u>\$ 13,849,448</u>
	<u>SERS</u>	<u>STRS</u>	<u>Total</u>
Deferred inflows of resources			
Differences between expected and actual experience	\$ 97,641	\$ 171,113	\$ 268,754
Net difference between projected and actual earnings on pension plan investments	519,022	-	519,022
Changes of assumptions		4,029,315	4,029,315
Difference between employer contributions and proportionate share of contributions/ change in proportionate share	<u>373,416</u>	<u>93,092</u>	<u>466,508</u>
Total deferred inflows of resources	<u>\$ 990,079</u>	<u>\$ 4,293,520</u>	<u>\$ 5,283,599</u>

\$5,303,222 reported as deferred outflows of resources related to pension resulting from District contributions subsequent to the measurement date will be recognized as a reduction of the net pension liability in the fiscal year ending June 30, 2024.

**PLAIN LOCAL SCHOOL DISTRICT
STARK COUNTY, OHIO**

NOTES TO THE BASIC FINANCIAL STATEMENTS
FOR THE FISCAL YEAR ENDED JUNE 30, 2023

NOTE 12 - DEFINED BENEFIT PENSION PLANS - (Continued)

Other amounts reported as deferred outflows of resources and deferred inflows of resources related to pension will be recognized in pension expense as follows:

	SERS	STRS	Total
Fiscal Year Ending June 30:			
2024	\$ 72,356	\$ 175,293	\$ 247,649
2025	(233,972)	(154,676)	(388,648)
2026	(741,434)	(1,254,003)	(1,995,437)
2027	862,529	4,536,534	5,399,063
Total	\$ (40,521)	\$ 3,303,148	\$ 3,262,627

Actuarial Assumptions - SERS

SERS' total pension liability was determined by their actuaries in accordance with GASB Statement No. 67, as part of their annual actuarial valuation for each defined benefit retirement plan. Actuarial valuations of an ongoing plan involve estimates of the value of reported amounts (e.g., salaries, credited service) and assumptions about the probability of occurrence of events far into the future (e.g., mortality, disabilities, retirements, employment termination). Actuarially determined amounts are subject to continual review and potential modifications, as actual results are compared with past expectations and new estimates are made about the future.

Projections of benefits for financial reporting purposes are based on the substantive plan (the plan as understood by the employers and plan members) and include the types of benefits provided at the time of each valuation and the historical pattern of sharing benefit costs between the employers and plan members to that point. The projection of benefits for financial reporting purposes does not explicitly incorporate the potential effects of legal or contractual funding limitations.

Actuarial calculations reflect a long-term perspective. For a newly hired employee, actuarial calculations will take into account the employee's entire career with the employer and also take into consideration the benefits, if any, paid to the employee after termination of employment until the death of the employee and any applicable contingent annuitant. In many cases actuarial calculations reflect several decades of service with the employer and the payment of benefits after termination.

**PLAIN LOCAL SCHOOL DISTRICT
STARK COUNTY, OHIO**

NOTES TO THE BASIC FINANCIAL STATEMENTS
FOR THE FISCAL YEAR ENDED JUNE 30, 2023

NOTE 12 - DEFINED BENEFIT PENSION PLANS - (Continued)

Key methods and assumptions used in calculating the total pension liability in the latest actuarial valuation, prepared as of June 30, 2022, are presented below:

Wage inflation:	
Current measurement date	2.40%
Prior measurement date	2.40%
Future salary increases, including inflation:	
Current measurement date	3.25% to 13.58%
Prior measurement date	3.25% to 13.58%
COLA or ad hoc COLA:	
Current measurement date	2.00%
Prior measurement date	2.00%
Investment rate of return:	
Current measurement date	7.00% net of system expenses
Prior measurement date	7.00% net of system expenses
Discount rate:	
Current measurement date	7.00%
Prior measurement date	7.00%
Actuarial cost method	Entry age normal (level percent of payroll)

In 2022, mortality rates were based on the PUB-2010 General Employee Amount Weight Below Median Healthy Retiree mortality table projected to 2017 with ages set forward 1 year and adjusted 94.20% for males and set forward 2 years and adjusted 81.35% for females. Mortality among disabled members were based upon the PUB-2010 General Disabled Retiree mortality table projected to 2017 with ages set forward 5 years and adjusted 103.3% for males and set forward 3 years and adjusted 106.8% for females. Future improvement in mortality rates is reflected by applying the MP-2020 projection scale generationally.

In the prior measurement date, mortality rates were based on the PUB-2010 General Employee Amount Weight Below Median Healthy Retiree mortality table projected to 2017 with ages set forward 1 year and adjusted 94.20% for males and set forward 2 years and adjusted 81.35% for females. Mortality among disabled members were based upon the PUB-2010 General Disabled Retiree mortality table projected to 2017 with ages set forward 5 years and adjusted 103.3% for males and set forward 3 years and adjusted 106.8% for females. Future improvement in mortality rates is reflected by applying the MP-2020 projection scale generationally.

The most recent experience study was completed for the five-year period ended June 30, 2020.

The long-term return expectation for the Pension Plan Investments has been determined using a building-block approach and assumes a time horizon, as defined in SERS' *Statement of Investment Policy*. A forecasted rate of inflation serves as the baseline for the return expectation. Various real return premiums over the baseline inflation rate have been established for each asset class. The long-term expected nominal rate of return has been determined by calculating a weighted average of the expected real return premiums for each asset class, adding the projected inflation rate, and adding the expected return from rebalancing uncorrelated asset classes.

**PLAIN LOCAL SCHOOL DISTRICT
STARK COUNTY, OHIO**

NOTES TO THE BASIC FINANCIAL STATEMENTS
FOR THE FISCAL YEAR ENDED JUNE 30, 2023

NOTE 12 - DEFINED BENEFIT PENSION PLANS - (Continued)

The target allocation and best estimates of arithmetic real rates of return for each major asset class are summarized in the following table:

Asset Class	Target Allocation	Long-Term Expected Real Rate of Return
Cash	2.00 %	(0.45) %
US Equity	24.75	5.37
Non-US Equity Developed	13.50	6.22
Non-US Equity Emerging	6.75	8.22
Fixed Income/Global Bonds	19.00	1.20
Private Equity	11.00	10.05
Real Estate/Real Assets	16.00	4.87
Multi-Asset Strategy	4.00	3.39
Private Debt/Private Credit	3.00	5.38
Total	<u>100.00 %</u>	

Discount Rate - The total pension liability was calculated using the discount rate of 7.00%. The projection of cash flows used to determine the discount rate assumed the contributions from employers and from the members would be computed based on contribution requirements as stipulated by State statute. Projected inflows from investment earnings were calculated using the long-term assumed investment rate of return (7.00%). Based on those assumptions, the plan's fiduciary net position was projected to be available to make all future benefit payments of current plan members. Therefore, the long-term expected rate of return on pension plan investments was applied to all periods of projected benefits to determine the total pension liability.

Sensitivity of the District's Proportionate Share of the Net Pension Liability to Changes in the Discount Rate - Net pension liability is sensitive to changes in the discount rate, and to illustrate the potential impact the following table presents the net pension liability calculated using the discount rate of 7.00%, as well as what each plan's net pension liability would be if it were calculated using a discount rate that is one percentage point lower (6.00%), or one percentage point higher (8.00%) than the current rate.

	1% Decrease	Current Discount Rate	1% Increase
District's proportionate share of the net pension liability	\$ 21,893,290	\$ 14,873,641	\$ 8,959,683

**PLAIN LOCAL SCHOOL DISTRICT
STARK COUNTY, OHIO**

NOTES TO THE BASIC FINANCIAL STATEMENTS
FOR THE FISCAL YEAR ENDED JUNE 30, 2023

NOTE 12 - DEFINED BENEFIT PENSION PLANS - (Continued)

Actuarial Assumptions - STRS

Key methods and assumptions used in the latest actuarial valuation, reflecting experience study results used in the June 30, 2022, actuarial valuation are presented below:

	June 30, 2022	June 30, 2021
Inflation	2.50%	2.50%
Projected salary increases	Varies by service from 2.50% to 8.50%	12.50% at age 20 to 2.50% at age 65
Investment rate of return	7.00%, net of investment expenses, including inflation	7.00%, net of investment expenses, including inflation
Discount rate of return	7.00%	7.00%
Payroll increases	3.00%	3.00%
Cost-of-living adjustments (COLA)	0.00%	0.00%

For the June 30, 2022 actuarial valuation, post-retirement mortality rates are based on the Pub-2010 Teachers Healthy Annuitant Mortality Table, adjusted 110% for males, projected forward generationally using mortality improvement scale MP-2020. Pre-retirement mortality rates are based on Pub-2010 Teachers Employee Table adjusted 95% for females, projected forward generationally using mortality improvement scale MP-2020. Post-retirement disabled mortality rates are based on Pub-2010 Teachers Disable Annuitant Table projected forward generationally using mortality improvement scale MP-2020.

For the prior measurement date, post-retirement mortality rates are based on the RP-2014 Annuitant Mortality Tables with 50% of rates through age 69, 70% of rates between ages 70 and 79, 90% of rates between ages 80 and 84, and 100% of rates thereafter, projected forward generationally using mortality improvement scale MP-2016. Pre-retirement mortality rates are based on RP-2014 Employee Mortality Tables, projected forward generationally using mortality improvement scale MP-2016. Post-retirement disabled mortality rates are based on the RP-2014 Disabled Mortality Tables with 90% of rates for males and 100% of rates for females, projected forward generationally using mortality improvement scale MP-2016.

Actuarial assumptions used in the June 30, 2022 valuation are based on the results of an actuarial experience study for the period July 1, 2015 through June 30, 2021. An actuarial experience study is done on a quinquennial basis.

STRS Ohio’s investment consultant develops an estimate range for the investment return assumption based on the target allocation adopted by the Retirement Board. The target allocation and long-term expected rate of return for each major asset class are summarized as follows:

Asset Class	Target Allocation*	Long-Term Expected Real Rate of Return **
Domestic Equity	26.00 %	6.60 %
International Equity	22.00	6.80
Alternatives	19.00	7.38
Fixed Income	22.00	1.75
Real Estate	10.00	5.75
Liquidity Reserves	1.00	1.00
Total	<u>100.00 %</u>	

**PLAIN LOCAL SCHOOL DISTRICT
STARK COUNTY, OHIO**

NOTES TO THE BASIC FINANCIAL STATEMENTS
FOR THE FISCAL YEAR ENDED JUNE 30, 2023

NOTE 12 - DEFINED BENEFIT PENSION PLANS - (Continued)

* Target allocation percentage is effective as of July 1, 2022. Target weights were phased in over a 3-month period concluding on October 1, 2022.

**10-Year annualized geometric nominal returns, which include the real rate of return and inflation of 2.25% and is net of investment expenses. Over a 30-year period, STRS Ohio’s investment consultant indicates that the above target allocations should generate a return above the actuarial rate of return, without net value added by management.

Discount Rate - The discount rate used to measure the total pension liability was 7.00% as of June 30, 2022. The projection of cash flows used to determine the discount rate assumes that member and employer contributions will be made at the statutory contribution rates in accordance with the rates described previously. For this purpose, only employer contributions that are intended to fund benefits of current plan members and their beneficiaries are included. Based on those assumptions, STRS Ohio’s fiduciary net position was projected to be available to make all projected future benefit payments to current plan members as of June 30, 2022. Therefore, the long-term expected rate of return on pension plan investments of 7.00% was applied to all periods of projected benefit payments to determine the total pension liability as of June 30, 2022.

Sensitivity of the District's Proportionate Share of the Net Pension Liability to Changes in the Discount Rate - The following table represents the net pension liability as of June 30, 2022, calculated using the current period discount rate assumption of 7.00%, as well as what the net pension liability would be if it were calculated using a discount rate that is one percentage point lower (6.00%) or one percentage point higher (8.00%) than the current assumption:

	1% Decrease	Current Discount Rate	1% Increase
District's proportionate share of the net pension liability	\$ 67,573,549	\$ 44,731,856	\$ 25,414,854

Changes Between Measurement Date and Reporting Date - STRS approved a one-time 1.00% cost-of-living adjustment to eligible benefit recipients effective July 1, 2023. It is unknown what effect this change will have on the net pension liability.

NOTE 13 - DEFINED BENEFIT OPEB PLANS

Net OPEB Liability/Asset

See Note 12 for a description of the net OPEB liability (asset).

Plan Description - School Employees Retirement System (SERS)

Health Care Plan Description - The District contributes to the SERS Health Care Fund, administered by SERS for non-certificated retirees and their beneficiaries. For GASB 75 purposes, this plan is considered a cost-sharing other postemployment benefit (OPEB) plan. SERS’ Health Care Plan provides healthcare benefits to eligible individuals receiving retirement, disability, and survivor benefits, and to their eligible dependents. Members who retire after June 1, 1986, need 10 years of service credit, exclusive of most types of purchased credit, to qualify to participate in SERS’ health care coverage. In addition to age and service retirees, disability benefit recipients and beneficiaries who are receiving monthly benefits due to the death of a member or retiree, are eligible for SERS’ health care coverage. Most retirees and dependents choosing SERS’ health care coverage are over the age of 65 and therefore enrolled in a fully insured Medicare Advantage plan; however, SERS maintains a traditional, self-insured preferred provider organization for its non-Medicare retiree population. For both groups, SERS offers a self-insured prescription drug program. Health care is a benefit that is permitted, not mandated, by statute. The financial report of the Plan is included in the SERS Annual Comprehensive Financial Report which can be obtained on SERS’ website at www.ohsers.org under Employers/Audit Resources.

**PLAIN LOCAL SCHOOL DISTRICT
STARK COUNTY, OHIO**

NOTES TO THE BASIC FINANCIAL STATEMENTS
FOR THE FISCAL YEAR ENDED JUNE 30, 2023

NOTE 13 - DEFINED BENEFIT OPEB PLANS - (Continued)

Access to health care for retirees and beneficiaries is permitted in accordance with Section 3309 of the Ohio Revised Code. The Health Care Fund was established and is administered in accordance with Internal Revenue Code Section 105(e). SERS' Retirement Board reserves the right to change or discontinue any health plan or program. Active employee members do not contribute to the Health Care Plan. The SERS Retirement Board established the rules for the premiums paid by the retirees for health care coverage for themselves and their dependents or for their surviving beneficiaries. Premiums vary depending on the plan selected, qualified years of service, Medicare eligibility, and retirement status.

Funding Policy - State statute permits SERS to fund the health care benefits through employer contributions. Each year, after the allocation for statutorily required pensions and benefits, the Retirement Board may allocate the remainder of the employer contribution of 14% of covered payroll to the Health Care Fund in accordance with the funding policy. For the fiscal year ended June 30, 2023, SERS did not allocate any employer contributions to post-employment health care. An additional health care surcharge on employers is collected for employees earning less than an actuarially determined minimum compensation amount, pro-rated if less than a full year of service credit was earned. For fiscal year 2023, this amount was \$25,000. Statutes provide that no employer shall pay a health care surcharge greater than 2% of that employer's SERS-covered payroll; nor may SERS collect in aggregate more than 1.5% of the total statewide SERS-covered payroll for the health care surcharge. For fiscal year 2023, the District's surcharge obligation was \$200,467.

The surcharge added to the allocated portion of the 14% employer contribution rate is the total amount assigned to the Health Care Fund. The District's contractually required contribution to SERS was \$200,467 for fiscal year 2023. Of this amount, \$200,467 is reported as a liability.

Plan Description - State Teachers Retirement System (STRS)

Plan Description - The State Teachers Retirement System of Ohio (STRS) administers a cost-sharing Health Plan administered for eligible retirees who participated in the defined benefit or combined pension plans offered by STRS. Ohio law authorizes STRS to offer this plan. Benefits include hospitalization, physicians' fees, prescription drugs and partial reimbursement of monthly Medicare Part B premiums. The Medicare Part B monthly reimbursement elimination date was postponed indefinitely. The Plan is included in the report of STRS which can be obtained by visiting www.strsoh.org or by calling (888) 227-7877.

Funding Policy - Ohio Revised Code Chapter 3307 authorizes STRS to offer the Plan and gives the Retirement Board discretionary authority over how much, if any, of the health care costs will be absorbed by STRS. Active employee members do not contribute to the Health Care Plan. Nearly all health care plan enrollees, for the most recent year, pay a portion of the health care costs in the form of a monthly premium. Under Ohio law, funding for post-employment health care may be deducted from employer contributions, currently 14% of covered payroll. For the fiscal year ended June 30, 2023, STRS did not allocate any employer contributions to post-employment health care.

OPEB Liabilities/Assets, OPEB Expense, and Deferred Outflows of Resources and Deferred Inflows of Resources Related to OPEB

The net OPEB liability/asset was measured as of June 30, 2022, and the total OPEB liability/asset used to calculate the net OPEB liability/asset was determined by an actuarial valuation as of that date. The District's proportion of the net OPEB liability/asset was based on the District's share of contributions to the respective retirement systems relative to the contributions of all participating entities.

**PLAIN LOCAL SCHOOL DISTRICT
STARK COUNTY, OHIO**

NOTES TO THE BASIC FINANCIAL STATEMENTS
FOR THE FISCAL YEAR ENDED JUNE 30, 2023

NOTE 13 - DEFINED BENEFIT OPEB PLANS - (Continued)

Following is information related to the proportionate share:

	<u>SERS</u>	<u>STRS</u>	<u>Total</u>
Proportion of the net OPEB liability/asset prior measurement date	0.293224000%	0.200261495%	
Proportion of the net OPEB liability/asset current measurement date	<u>0.281102900%</u>	<u>0.201221780%</u>	
Change in proportionate share	<u>-0.012121100%</u>	<u>0.000960285%</u>	
Proportionate share of the net OPEB liability	\$ 3,946,714	\$ -	\$ 3,946,714
Proportionate share of the net OPEB asset	\$ -	\$ (5,210,301)	\$ (5,210,301)
OPEB expense	\$ (217,911)	\$ (912,379)	\$ (1,130,290)

At June 30, 2023, the District reported deferred outflows of resources and deferred inflows of resources related to OPEB from the following sources:

	<u>SERS</u>	<u>STRS</u>	<u>Total</u>
Deferred outflows of resources			
Differences between expected and actual experience	\$ 33,180	\$ 75,534	\$ 108,714
Net difference between projected and actual earnings on OPEB plan investments	20,512	90,698	111,210
Changes of assumptions	627,777	221,941	849,718
Difference between employer contributions and proportionate share of contributions/change in proportionate share	342,552	75,835	418,387
Contributions subsequent to the measurement date	<u>200,467</u>	<u>-</u>	<u>200,467</u>
Total deferred outflows of resources	<u>\$ 1,224,488</u>	<u>\$ 464,008</u>	<u>\$ 1,688,496</u>
	<u>SERS</u>	<u>STRS</u>	<u>Total</u>
Deferred inflows of resources			
Differences between expected and actual experience	\$ 2,524,609	\$ 782,496	\$ 3,307,105
Changes of assumptions	1,620,152	3,694,610	5,314,762
Difference between employer contributions and proportionate share of contributions/change in proportionate share	<u>364,451</u>	<u>8,568</u>	<u>373,019</u>
Total deferred inflows of resources	<u>\$ 4,509,212</u>	<u>\$ 4,485,674</u>	<u>\$ 8,994,886</u>

\$200,467 reported as deferred outflows of resources related to OPEB resulting from District contributions subsequent to the measurement date will be recognized as a reduction of the net OPEB liability/asset in the fiscal year ending June 30, 2024.

**PLAIN LOCAL SCHOOL DISTRICT
STARK COUNTY, OHIO**

NOTES TO THE BASIC FINANCIAL STATEMENTS
FOR THE FISCAL YEAR ENDED JUNE 30, 2023

NOTE 13 - DEFINED BENEFIT OPEB PLANS - (Continued)

Other amounts reported as deferred outflows of resources and deferred inflows of resources related to OPEB will be recognized in OPEB expense as follows:

	SERS	STRS	Total
Fiscal Year Ending June 30:			
2024	\$ (742,070)	\$ (1,168,480)	\$ (1,910,550)
2025	(739,642)	(1,142,509)	(1,882,151)
2026	(670,236)	(556,586)	(1,226,822)
2027	(445,083)	(232,540)	(677,623)
2028	(320,322)	(304,614)	(624,936)
Thereafter	(567,838)	(616,937)	(1,184,775)
Total	\$ (3,485,191)	\$ (4,021,666)	\$ (7,506,857)

Actuarial Assumptions - SERS

The total OPEB liability is determined by SERS' actuaries in accordance with GASB Statement No. 74, as part of their annual actuarial valuation for each retirement plan. Actuarial valuations of an ongoing plan involve estimates of the value of reported amounts (e.g., salaries, credited service) and assumptions about the probability of occurrence of events far into the future (e.g., mortality, disabilities, retirements, employment terminations). Actuarially determined amounts are subject to continual review and potential modifications, as actual results are compared with past expectations and new estimates are made about the future.

Projections of benefits for financial reporting purposes are based on the substantive plan (the plan as understood by the employers and plan members) and include the types of benefits provided at the time of each valuation and the historical pattern of sharing benefit costs between the employers and plan members to that point. The projection of benefits for financial reporting purposes does not explicitly incorporate the potential effects of legal or contractual funding limitations.

Actuarial calculations reflect a long-term perspective. For a newly hired employee, actuarial calculations will take into account the employee's entire career with the employer and also take into consideration the benefits, if any, paid to the employee after termination of employment until the death of the employee and any applicable contingent annuitant. In many cases, actuarial calculations reflect several decades of service with the employer and the payment of benefits after termination.

**PLAIN LOCAL SCHOOL DISTRICT
STARK COUNTY, OHIO**

NOTES TO THE BASIC FINANCIAL STATEMENTS
FOR THE FISCAL YEAR ENDED JUNE 30, 2023

NOTE 13 - DEFINED BENEFIT OPEB PLANS - (Continued)

Key methods and assumptions used in calculating the total OPEB liability in the latest actuarial valuation date of June 30, 2022 are presented below:

Wage inflation:	
Current measurement date	2.40%
Prior measurement date	2.40%
Future salary increases, including inflation:	
Current measurement date	3.25% to 13.58%
Prior measurement date	3.25% to 13.58%
Investment rate of return:	
Current measurement date	7.00% net of investment expense, including inflation
Prior measurement date	7.00% net of investment expense, including inflation
Municipal bond index rate:	
Current measurement date	3.69%
Prior measurement date	1.92%
Single equivalent interest rate, net of plan investment expense, including price inflation:	
Current measurement date	4.08%
Prior measurement date	2.27%
Medical trend assumption:	
Current measurement date	7.00 to 4.40%
Prior measurement date	
Medicare	5.125 to 4.400%
Pre-Medicare	6.750 to 4.400%

In 2022, mortality rates were based on the PUB-2010 General Employee Amount Weight Below Median Healthy Retiree mortality table projected to 2017 with ages set forward 1 year and adjusted 94.20% for males and set forward 2 years and adjusted 81.35% for females. Mortality among disabled members were based upon the PUB-2010 General Disabled Retiree mortality table projected to 2017 with ages set forward 5 years and adjusted 103.3% for males and set forward 3 years and adjusted 106.8% for females. Future improvement in mortality rates is reflected by applying the MP-2020 projection scale generationally.

In the prior measurement date, mortality rates were based on the PUB-2010 General Employee Amount Weighted Below Median Healthy Retiree mortality table projected to 2017 with ages set forward 1 year and adjusted 94.20% for males and set forward 2 years and adjusted 81.35% for females. Mortality among disabled members were based upon the PUB-2010 General Disabled Retiree mortality table projected to 2017 with ages set forward 5 years and adjusted 103.3% for males and set forward 3 years and adjusted 106.8% for females. Future improvement in mortality rates is reflected by applying the MP-2020 projection scale generationally.

The most recent experience study was completed for the five-year period ended June 30, 2020.

**PLAIN LOCAL SCHOOL DISTRICT
STARK COUNTY, OHIO**

NOTES TO THE BASIC FINANCIAL STATEMENTS
FOR THE FISCAL YEAR ENDED JUNE 30, 2023

NOTE 13 - DEFINED BENEFIT OPEB PLANS - (Continued)

The long-term expected rate of return on plan assets is reviewed as part of the actuarial 5-year experience study. The most recent study covers fiscal years 2016 through 2020, and was adopted by the Board in 2021. Several factors are considered in evaluating the long-term rate of return assumption including long-term historical data, estimates inherent in current market data, and a long-normal distribution analysis in which best-estimate ranges of expected future real rates of return were developed by the investment consultant for each major asset class. These ranges were combined to produce the long-term expected rate of return, 7.00%, by weighting the expected future real rates of return by the target asset allocation percentage and then adding expected inflation. The capital market assumptions developed by the investment consultant are intended for use over a 10-year horizon and may not be useful in setting the long-term rate of return for funding pension plans which covers a longer timeframe. The assumption is intended to be a long-term assumption and is not expected to change absent a significant change in the asset allocation, a change in the inflation assumption, or a fundamental change in the market that alters expected returns in future years.

The target asset allocation and best estimates of arithmetic real rates of return for each major asset class are summarized as follows:

Asset Class	Target Allocation	Long-Term Expected Real Rate of Return
Cash	2.00 %	(0.45) %
US Equity	24.75	5.37
Non-US Equity Developed	13.50	6.22
Non-US Equity Emerging	6.75	8.22
Fixed Income/Global Bonds	19.00	1.20
Private Equity	11.00	10.05
Real Estate/Real Assets	16.00	4.87
Multi-Asset Strategy	4.00	3.39
Private Debt/Private Credit	3.00	5.38
Total	<u>100.00 %</u>	

Discount Rate - The discount rate used to measure the total OPEB liability at June 30, 2022, was 4.08%. The discount rate used to measure total OPEB liability prior to June 30, 2022, was 2.27%. The projection of cash flows used to determine the discount rate assumed that contributions will be made from members and the System at the contribution rate of 1.50% of projected covered payroll each year, which includes a 1.50% payroll surcharge and no contributions from the basic benefits plan. Based on these assumptions, the OPEB plan's fiduciary net position was projected to become insufficient to make all projected future benefit payments of current System members by SERS actuaries. The Municipal Bond Index Rate is used in the determination of the SEIR for both the June 30, 2022 and the June 30, 2021 total OPEB liability. The Municipal Bond Index rate is the single rate that will generate a present value of benefit payments equal to the sum of the present value determined by the long-term expected rate of return, and the present value determined by discounting those benefits after the date of depletion. The Municipal Bond Index Rate is 3.69% at June 30, 2022 and 1.92% at June 30, 2021.

**PLAIN LOCAL SCHOOL DISTRICT
STARK COUNTY, OHIO**

NOTES TO THE BASIC FINANCIAL STATEMENTS
FOR THE FISCAL YEAR ENDED JUNE 30, 2023

NOTE 13 - DEFINED BENEFIT OPEB PLANS - (Continued)

Sensitivity of the District's Proportionate Share of the Net OPEB Liability to Changes in the Discount Rate and Changes in the Health Care Cost Trend Rates - The net OPEB liability is sensitive to changes in the discount rate and the health care cost trend rate. The following table presents the net OPEB liability, what the net OPEB liability would be if it were calculated using a discount rate that is 1 percentage point lower (3.08%) and higher (5.08%) than the current discount rate (4.08%). Also shown is what the net OPEB liability would be based on health care cost trend rates that are 1 percentage point lower (6.00% decreasing to 3.40%) and higher (8.00% decreasing to 5.40%) than the current rate (7.00% decreasing to 4.40%).

	1% Decrease	Current Discount Rate	1% Increase
District's proportionate share of the net OPEB liability	\$ 4,901,878	\$ 3,946,714	\$ 3,175,637

	1% Decrease	Current Trend Rate	1% Increase
District's proportionate share of the net OPEB liability	\$ 3,043,625	\$ 3,946,714	\$ 5,126,295

Actuarial Assumptions - STRS

Key methods and assumptions used in the latest actuarial valuation, reflecting experience study results used in the June 30, 2022 actuarial valuation, compared with June 30, 2021 actuarial valuation, are presented below:

	June 30, 2022		June 30, 2021	
Inflation	2.50%		2.50%	
Projected salary increases	Varies by service from 2.50% to 8.50%		12.50% at age 20 to 2.50% at age 65	
Investment rate of return	7.00%, net of investment expenses, including inflation		7.00%, net of investment expenses, including inflation	
Payroll increases	3.00%		3.00%	
Cost-of-living adjustments (COLA)	0.00%		0.00%	
Discount rate of return	7.00%		7.00%	
Blended discount rate of return	N/A		N/A	
Health care cost trends	Initial	Ultimate	Initial	Ultimate
Medical				
Pre-Medicare	7.50%	3.94%	5.00%	4.00%
Medicare	-68.78%	3.94%	-16.18%	4.00%
Prescription Drug				
Pre-Medicare	9.00%	3.94%	6.50%	4.00%
Medicare	-5.47%	3.94%	29.98%	4.00%

Projections of benefits include the historical pattern of sharing benefit costs between the employers and retired plan members.

**PLAIN LOCAL SCHOOL DISTRICT
STARK COUNTY, OHIO**

NOTES TO THE BASIC FINANCIAL STATEMENTS
FOR THE FISCAL YEAR ENDED JUNE 30, 2023

NOTE 13 - DEFINED BENEFIT OPEB PLANS - (Continued)

For the June 30, 2022 actuarial valuation, for healthy retirees the post-retirement mortality rates are based on the Pub-2010 Teachers Healthy Annuitant Mortality Table, adjusted 110% for males, projected forward generationally using mortality improvement scale MP-2020; pre-retirement mortality rates are based on Pub-2010 Teachers Employee Table adjusted 95% for females, projected forward generationally using mortality improvement scale MP-2020. For disabled retirees, mortality rates are based on the Pub-2010 Teachers Disabled Annuitant Table projected forward generationally using mortality improvement scale MP-2020.

For the prior measurement date, for healthy retirees the mortality rates are based on the RP-2014 Annuitant Mortality Tables with 50% of rates through age 69, 70% of rates between ages 70 and 79, 90% of rates between ages 80 and 84, and 100% of rates thereafter, projected forward generationally using mortality improvement scale MP-2016. For disabled retirees, mortality rates are based on the RP-2014 Disabled Mortality Tables with 90% of rates for males and 100% of rates for females, projected forward generationally using mortality improvement scale MP-2016.

Actuarial assumptions used in the June 30, 2022 valuation are based on the results of an actuarial experience study for the period July 1, 2015 through June 30, 2021. An actuarial experience study is done on a quinquennial basis.

Assumption Changes Since the Prior Measurement Date - The discount rate remained unchanged at 7.00% for the June 30, 2022 valuation.

Benefit Term Changes Since the Prior Measurement Date - Salary increase rates were updated based on the actuarial experience study for the period July 1, 2015 through June 30, 2021 and were changed from age based to service based.

STRS' investment consultant develops an estimate range for the investment return assumption based on the target allocation adopted by the Retirement Board. The target allocation and long-term expected rate of return for each major asset class are summarized as follows:

Asset Class	Target Allocation*	Long-Term Expected Real Rate of Return **
Domestic Equity	26.00 %	6.60 %
International Equity	22.00	6.80
Alternatives	19.00	7.38
Fixed Income	22.00	1.75
Real Estate	10.00	5.75
Liquidity Reserves	1.00	1.00
Total	<u>100.00 %</u>	

* Target allocation percentage is effective as of July 1, 2022. Target weights were phased in over a 3-month period concluding on October 1, 2022.

**10-Year annualized geometric nominal returns, which include the real rate of return and inflation of 2.25% and is net of investment expenses. Over a 30-year period, STRS Ohio's investment consultant indicates that the above target allocations should generate a return above the actuarial rate of return, without net value added by management.

Discount Rate - The discount rate used to measure the total OPEB liability was 7.00% as of June 30, 2022. The projection of cash flows used to determine the discount rate assumed STRS Ohio continues to allocate no employer contributions to the health care fund. Based on those assumptions, the OPEB plan's fiduciary net position was projected to be available to make all projected future benefit payments to current plan members as of June 30, 2022. Therefore, the long-term expected rate of return on health care fund investments of 7.00% was applied to all periods of projected health care costs to determine the total OPEB liability as of June 30, 2022.

**PLAIN LOCAL SCHOOL DISTRICT
STARK COUNTY, OHIO**

NOTES TO THE BASIC FINANCIAL STATEMENTS
FOR THE FISCAL YEAR ENDED JUNE 30, 2023

NOTE 13 - DEFINED BENEFIT OPEB PLANS - (Continued)

Sensitivity of the District's Proportionate Share of the Net OPEB Asset to Changes in the Discount and Health Care Cost Trend Rate - The following table represents the net OPEB asset as of June 30, 2022, calculated using the current period discount rate assumption of 7.00%, as well as what the net OPEB asset would be if it were calculated using a discount rate that is one percentage point lower (6.00%) or one percentage point higher (8.00%) than the current assumption. Also shown is the net OPEB asset as if it were calculated using health care cost trend rates that are one percentage point lower or one percentage point higher than the current health care cost trend rates.

	1% Decrease	Current Discount Rate	1% Increase
District's proportionate share of the net OPEB asset	\$ 4,824,835	\$ 5,210,301	\$ 5,547,381
	1% Decrease	Current Trend Rate	1% Increase
District's proportionate share of the net OPEB asset	\$ 5,404,350	\$ 5,210,301	\$ 4,965,363

NOTE 14 - BUDGETARY BASIS OF ACCOUNTING

While reporting financial position, results of operations, and changes in fund balance on the basis of generally accepted accounting principles (GAAP), the budgetary basis as provided by law is based upon accounting for certain transactions on a basis of cash receipts and disbursements.

The statement of revenue, expenditures and changes in fund balance - budget and actual (non-GAAP budgetary basis) presented for the general fund is presented on the budgetary basis to provide a meaningful comparison of actual results with the budget. The major differences between the budget basis and the GAAP basis are that:

- (a) Revenues and other financing sources are recorded when received in cash (budget basis) as opposed to when susceptible to accrual (GAAP basis);
- (b) Expenditures and other financing uses are recorded when paid in cash (budget basis) as opposed to when the liability is incurred (GAAP basis);
- (c) In order to determine compliance with Ohio law, and to reserve that portion of the applicable appropriation, total outstanding encumbrances (budget basis) are recorded as the equivalent of an expenditure, as opposed to assigned fund balance for that portion of outstanding encumbrances not already recognized as an account payable (GAAP basis);
- (d) Investments are reported at fair value (GAAP basis) as opposed to cost (budget basis);
- (e) Advances-in and advances-out are operating transactions (budget basis) as opposed to balance sheet transactions (GAAP basis); and,
- (f) Some funds are included in the general fund (GAAP basis), but have separate legally adopted budgets (budget basis).

**PLAIN LOCAL SCHOOL DISTRICT
STARK COUNTY, OHIO**

NOTES TO THE BASIC FINANCIAL STATEMENTS
FOR THE FISCAL YEAR ENDED JUNE 30, 2023

NOTE 14 - BUDGETARY BASIS OF ACCOUNTING - (Continued)

The adjustments necessary to convert the results of operations for the year on the budget basis to the GAAP basis for the general fund are as follows:

Net Change in Fund Balance

	<u>General fund</u>
Budget basis	\$ (4,176,325)
Net adjustment for revenue accruals	(954,457)
Net adjustment for expenditure accruals	(1,004,104)
Net adjustment for other sources/uses	(35,783)
Funds budgeted elsewhere	7,747
Adjustment for encumbrances	4,518,773
GAAP basis	\$ (1,644,149)

Certain funds that are legally budgeted in separate special revenue funds are considered part of the general fund on a GAAP basis. This includes the public school support fund and district agency fund.

NOTE 15 - CONTINGENCIES

A. Grants

The District received financial assistance from federal and State agencies in the form of grants. The expenditure of funds received under these programs generally requires compliance with terms and conditions specified in the grant agreements and are subject to audit by the grantor agencies. Any disallowed claims resulting from such audits could become a liability of the general fund or other applicable funds. However, the effect of any such disallowed claims on the overall financial position of the District at June 30, 2023, if applicable, cannot be determined at this time.

B. Litigation

The District is involved in no material litigation as either plaintiff or defendant.

C. Foundation Funding

Foundation funding is based on the annualized full-time equivalent (FTE) enrollment of each student. Traditional districts must comply with minimum hours of instruction, instead of a minimum number of school days each year. The funding formula the Ohio Department of Education (ODE) is legislatively required to follow will continue to adjust as enrollment information is updated by the District, which can extend past the fiscal year-end. As of the date of this report, ODE has finalized the impact of enrollment adjustments to the June 30, 2023 Foundation funding for the District. This resulted in an amount owed to ODE which is reported as a liability.

**PLAIN LOCAL SCHOOL DISTRICT
STARK COUNTY, OHIO**

NOTES TO THE BASIC FINANCIAL STATEMENTS
FOR THE FISCAL YEAR ENDED JUNE 30, 2023

NOTE 16 - DISTRICT AS A FISCAL AGENT

Career Technical Education Program Agreement

The District serves as the fiscal agent for a four-district career/technical compact formed to provide vocational (career/technical) education programs for the students in each district in the most effective and efficient manner possible. The other districts included in the agreement are: North Canton City Schools, Jackson Local Schools and Lake Local Schools. The term of the agreement is July 1, 2018 through June 30, 2023. A new five year agreement has been approved effective July 1, 2023. The districts offer career/technical programs which conform to the regulations and statutes of the State of Ohio. Lake Local reimburses the other districts at a constant rate of \$1,300 per pupil for each Lake Local student enrolled in a compact program. Each District contributes \$150 per Career-Tech student to a permanent improvement, capital equipment, and supply fund to provide for needed equipment, computer software and site licenses (per State allowances) and facility improvements.

NOTE 17 - SET-ASIDES

The District is required by State law to annually set-aside certain general fund revenue amounts, as defined by statutory formula, for the acquisition and construction of capital improvements. Amounts not spent by the end of the fiscal year or offset by similarly restricted resources received during the year must be held in cash at fiscal year-end. This amount must be carried forward to be used for the same purpose in future years. Expenditures exceeding the set-aside requirement may not be carried forward to the next fiscal year.

The following cash-basis information describes the change in the fiscal year-end set-aside amount for capital improvements. Disclosure of this information is required by State statute.

	<u>Capital Improvements</u>
Set-aside balance June 30, 2022	\$ -
Current year set-aside requirement	1,331,496
Current year qualifying expenditures	<u>(2,592,342)</u>
Total	<u>\$ (1,260,846)</u>
Balance carried forward to fiscal year 2024	<u>\$ -</u>
Set-aside balance June 30, 2023	<u><u>\$ -</u></u>

NOTE 18 - BUILDING RENTAL

On June 30, 2005, the District and the Stark County District Library (the “Library”) entered into an agreement in which the Library would lease a 12,000 square foot area which is part of the new library facility constructed at Glen Oak High School. On May 20, 2015, the District approved a renewal to the lease for another ten year period beginning on July 1, 2016 with no termination in the first five years. In March 2021, both parties agreed to a new 10 year agreement with a leased square footage of 10,205 feet beginning July 1, 2021 with no termination in the first five years. There is no annual lease payment due to the District. The Library will continue to pay operating costs based on a new contract. The Library paid operating costs of \$10.06 per square foot on 10,205 square feet of the library facility during fiscal year 2023. The square footage rate is adjusted annually based on actual operating costs for the 10 year lease term.

**PLAIN LOCAL SCHOOL DISTRICT
STARK COUNTY, OHIO**

NOTES TO THE BASIC FINANCIAL STATEMENTS
FOR THE FISCAL YEAR ENDED JUNE 30, 2023

NOTE 19 - OTHER COMMITMENTS

The District utilizes encumbrance accounting as part of its budgetary controls. Encumbrances outstanding at year-end may be reported as part of restricted, committed, or assigned classifications of fund balance. At year-end, the District's commitments for encumbrances (less any amounts included in payables) in the governmental funds were as follows:

<u>Fund Type</u>	<u>Year-End Encumbrances</u>
General fund	\$ 2,818,497
Nonmajor governmental funds	<u>1,007,476</u>
Total	<u>\$ 3,825,973</u>

REQUIRED SUPPLEMENTARY INFORMATION

**PLAIN LOCAL SCHOOL DISTRICT
STARK COUNTY, OHIO**

SCHEDULES OF REQUIRED SUPPLEMENTARY INFORMATION

SCHEDULE OF THE DISTRICT'S PROPORTIONATE SHARE OF
THE NET PENSION LIABILITY
SCHOOL EMPLOYEES RETIREMENT SYSTEM (SERS) OF OHIO

LAST TEN FISCAL YEARS

	<u>2023</u>	<u>2022</u>	<u>2021</u>	<u>2020</u>
District's proportion of the net pension liability	0.27499080%	0.28494540%	0.27076870%	0.27338490%
District's proportionate share of the net pension liability	\$ 14,873,641	\$ 10,513,659	\$ 17,909,212	\$ 16,357,098
District's covered payroll	\$ 10,265,607	\$ 9,872,257	\$ 9,883,186	\$ 9,388,800
District's proportionate share of the net pension liability as a percentage of its covered payroll	144.89%	106.50%	181.21%	174.22%
Plan fiduciary net position as a percentage of the total pension liability	75.82%	82.86%	68.55%	70.85%

Amounts presented for each fiscal year were determined as of the District's measurement date, which is the prior year-end.

SEE ACCOMPANYING NOTES TO THE REQUIRED SUPPLEMENTARY INFORMATION

2019	2018	2017	2016	2015	2014
0.26580830%	0.26912410%	0.26735080%	0.26383420%	0.25876500%	0.25876500%
\$ 15,223,334	\$ 16,079,570	\$ 19,567,612	\$ 15,054,635	\$ 13,095,949	\$ 15,387,924
\$ 8,818,578	\$ 8,551,379	\$ 8,399,221	\$ 7,942,785	\$ 7,519,206	\$ 7,420,383
172.63%	188.03%	232.97%	189.54%	174.17%	207.37%
71.36%	69.50%	62.98%	69.16%	71.70%	65.52%

**PLAIN LOCAL SCHOOL DISTRICT
STARK COUNTY, OHIO**

SCHEDULES OF REQUIRED SUPPLEMENTARY INFORMATION

SCHEDULE OF THE DISTRICT'S PROPORTIONATE SHARE OF
THE NET PENSION LIABILITY
STATE TEACHERS RETIREMENT SYSTEM (STRS) OF OHIO

LAST TEN FISCAL YEARS

	<u>2023</u>	<u>2022</u>	<u>2021</u>	<u>2020</u>
District's proportion of the net pension liability	0.20122178%	0.20026150%	0.20032821%	0.19935148%
District's proportionate share of the net pension liability	\$ 44,731,856	\$ 25,605,232	\$ 48,472,299	\$ 44,085,382
District's covered payroll	\$ 26,273,964	\$ 24,954,214	\$ 24,416,800	\$ 23,358,436
District's proportionate share of the net pension liability as a percentage of its covered payroll	170.25%	102.61%	198.52%	188.73%
Plan fiduciary net position as a percentage of the total pension liability	78.88%	87.78%	75.48%	77.40%

Amounts presented for each fiscal year were determined as of the District's measurement date, which is the prior year-end.

SEE ACCOMPANYING NOTES TO THE REQUIRED SUPPLEMENTARY INFORMATION

2019	2018	2017	2016	2015	2014
0.19696869%	0.19123879%	0.19225779%	0.19160749%	0.19255627%	0.19255627%
\$ 43,308,992	\$ 45,429,184	\$ 64,354,478	\$ 52,954,706	\$ 46,836,349	\$ 55,791,152
\$ 23,105,186	\$ 21,410,936	\$ 20,163,871	\$ 20,427,407	\$ 19,673,938	\$ 21,451,908
187.44%	212.18%	319.16%	259.23%	238.06%	260.08%
77.31%	75.30%	66.80%	72.10%	74.70%	69.30%

**PLAIN LOCAL SCHOOL DISTRICT
STARK COUNTY, OHIO**

SCHEDULES OF REQUIRED SUPPLEMENTARY INFORMATION

SCHEDULE OF DISTRICT PENSION CONTRIBUTIONS
SCHOOL EMPLOYEES RETIREMENT SYSTEM (SERS) OF OHIO

	LAST TEN FISCAL YEARS			
	<u>2023</u>	<u>2022</u>	<u>2021</u>	<u>2020</u>
Contractually required contribution	\$ 1,517,974	\$ 1,437,185	\$ 1,382,116	\$ 1,383,646
Contributions in relation to the contractually required contribution	<u>(1,517,974)</u>	<u>(1,437,185)</u>	<u>(1,382,116)</u>	<u>(1,383,646)</u>
Contribution deficiency (excess)	<u>\$ -</u>	<u>\$ -</u>	<u>\$ -</u>	<u>\$ -</u>
District's covered payroll	\$ 10,842,671	\$ 10,265,607	\$ 9,872,257	\$ 9,883,186
Contributions as a percentage of covered payroll	14.00%	14.00%	14.00%	14.00%

SEE ACCOMPANYING NOTES TO THE REQUIRED SUPPLEMENTARY INFORMATION

<u>2019</u>	<u>2018</u>	<u>2017</u>	<u>2016</u>	<u>2015</u>	<u>2014</u>
\$ 1,267,488	\$ 1,190,508	\$ 1,197,193	\$ 1,175,891	\$ 1,046,859	\$ 1,042,162
<u>(1,267,488)</u>	<u>(1,190,508)</u>	<u>(1,197,193)</u>	<u>(1,175,891)</u>	<u>(1,046,859)</u>	<u>(1,042,162)</u>
<u>\$ -</u>	<u>\$ -</u>	<u>\$ -</u>	<u>\$ -</u>	<u>\$ -</u>	<u>\$ -</u>
\$ 9,388,800	\$ 8,818,578	\$ 8,551,379	\$ 8,399,221	\$ 7,942,785	\$ 7,519,206
13.50%	13.50%	14.00%	14.00%	13.18%	13.86%

**PLAIN LOCAL SCHOOL DISTRICT
STARK COUNTY, OHIO**

SCHEDULES OF REQUIRED SUPPLEMENTARY INFORMATION

SCHEDULE OF DISTRICT PENSION CONTRIBUTIONS
STATE TEACHERS RETIREMENT SYSTEM (STRS) OF OHIO

	LAST TEN FISCAL YEARS			
	<u>2023</u>	<u>2022</u>	<u>2021</u>	<u>2020</u>
Contractually required contribution	\$ 3,785,248	\$ 3,678,355	\$ 3,493,590	\$ 3,418,352
Contributions in relation to the contractually required contribution	<u>(3,785,248)</u>	<u>(3,678,355)</u>	<u>(3,493,590)</u>	<u>(3,418,352)</u>
Contribution deficiency (excess)	<u>\$ -</u>	<u>\$ -</u>	<u>\$ -</u>	<u>\$ -</u>
District's covered payroll	\$ 27,037,486	\$ 26,273,964	\$ 24,954,214	\$ 24,416,800
Contributions as a percentage of covered payroll	14.00%	14.00%	14.00%	14.00%

SEE ACCOMPANYING NOTES TO THE REQUIRED SUPPLEMENTARY INFORMATION

<u>2019</u>	<u>2018</u>	<u>2017</u>	<u>2016</u>	<u>2015</u>	<u>2014</u>
\$ 3,270,181	\$ 3,234,726	\$ 2,997,531	\$ 2,822,942	\$ 2,859,837	\$ 2,557,612
<u>(3,270,181)</u>	<u>(3,234,726)</u>	<u>(2,997,531)</u>	<u>(2,822,942)</u>	<u>(2,859,837)</u>	<u>(2,557,612)</u>
<u>\$ -</u>	<u>\$ -</u>	<u>\$ -</u>	<u>\$ -</u>	<u>\$ -</u>	<u>\$ -</u>
\$ 23,358,436	\$ 23,105,186	\$ 21,410,936	\$ 20,163,871	\$ 20,427,407	\$ 19,673,938
14.00%	14.00%	14.00%	14.00%	14.00%	13.00%

**PLAIN LOCAL SCHOOL DISTRICT
STARK COUNTY, OHIO**

SCHEDULES OF REQUIRED SUPPLEMENTARY INFORMATION

SCHEDULE OF THE DISTRICT'S PROPORTIONATE SHARE OF
THE NET OPEB LIABILITY
SCHOOL EMPLOYEES RETIREMENT SYSTEM (SERS) OF OHIO

LAST SEVEN FISCAL YEARS

	<u>2023</u>	<u>2022</u>	<u>2021</u>	<u>2020</u>
District's proportion of the net OPEB liability	0.28110290%	0.29322400%	0.28078940%	0.27973000%
District's proportionate share of the net OPEB liability	\$ 3,946,714	\$ 5,549,505	\$ 6,102,473	\$ 7,034,621
District's covered payroll	\$ 10,265,607	\$ 9,872,257	\$ 9,883,186	\$ 9,388,800
District's proportionate share of the net OPEB liability as a percentage of its covered payroll	38.45%	56.21%	61.75%	74.93%
Plan fiduciary net position as a percentage of the total OPEB liability	30.34%	24.08%	18.17%	15.57%

Note: Information prior to 2017 was unavailable. Schedule is intended to show information for 10 years. Additional years will be displayed as they become available.

Amounts presented for each fiscal year were determined as of the District's measurement date, which is the prior year-end.

SEE ACCOMPANYING NOTES TO THE REQUIRED SUPPLEMENTARY INFORMATION

<u>2019</u>	<u>2018</u>	<u>2017</u>
0.27031330%	0.27274290%	0.27059646%
\$ 7,499,221	\$ 7,319,703	\$ 7,713,000
\$ 8,818,578	\$ 8,551,379	\$ 8,399,221
85.04%	85.60%	91.83%
13.57%	12.46%	11.49%

**PLAIN LOCAL SCHOOL DISTRICT
STARK COUNTY, OHIO**

SCHEDULES OF REQUIRED SUPPLEMENTARY INFORMATION

SCHEDULE OF THE DISTRICT'S PROPORTIONATE SHARE OF
THE NET OPEB LIABILITY/ASSET
STATE TEACHERS RETIREMENT SYSTEM (STRS) OF OHIO

LAST SEVEN FISCAL YEARS

	<u>2023</u>	<u>2022</u>	<u>2021</u>	<u>2020</u>
District's proportion of the net OPEB liability/asset	0.20122178%	0.20026150%	0.20032821%	0.19935148%
District's proportionate share of the net OPEB liability/(asset)	\$ (5,210,301)	\$ (4,222,350)	\$ (3,520,767)	\$ (3,301,738)
District's covered payroll	\$ 26,273,964	\$ 24,954,214	\$ 24,416,800	\$ 23,358,436
District's proportionate share of the net OPEB liability/(asset) as a percentage of its covered payroll	(19.83%)	(16.92%)	(14.42%)	(14.14%)
Plan fiduciary net position as a percentage of the total OPEB liability/asset	230.73%	174.73%	182.10%	174.70%

Note: Information prior to 2017 was unavailable. Schedule is intended to show information for 10 years. Additional years will be displayed as they become available.

Amounts presented for each fiscal year were determined as of the District's measurement date, which is the prior year-end.

SEE ACCOMPANYING NOTES TO THE REQUIRED SUPPLEMENTARY INFORMATION

<u>2019</u>	<u>2018</u>	<u>2017</u>
0.19696869%	0.19123879%	0.19225779%
\$ (3,165,085)	\$ 7,461,432	\$ 10,281,997
\$ 23,105,186	\$ 21,410,936	\$ 20,163,871
(13.70%)	34.85%	50.99%
176.00%	47.10%	37.30%

**PLAIN LOCAL SCHOOL DISTRICT
STARK COUNTY, OHIO**

SCHEDULES OF REQUIRED SUPPLEMENTARY INFORMATION

SCHEDULE OF DISTRICT OPEB CONTRIBUTIONS
SCHOOL EMPLOYEES RETIREMENT SYSTEM (SERS) OF OHIO

	LAST TEN FISCAL YEARS			
	<u>2023</u>	<u>2022</u>	<u>2021</u>	<u>2020</u>
Contractually required contribution	\$ 200,467	\$ 183,179	\$ 185,637	\$ 179,501
Contributions in relation to the contractually required contribution	<u>(200,467)</u>	<u>(183,179)</u>	<u>(185,637)</u>	<u>(179,501)</u>
Contribution deficiency (excess)	<u>\$ -</u>	<u>\$ -</u>	<u>\$ -</u>	<u>\$ -</u>
District's covered payroll	\$ 10,842,671	\$ 10,265,607	\$ 9,872,257	\$ 9,883,186
Contributions as a percentage of covered payroll	1.85%	1.78%	1.88%	1.82%

SEE ACCOMPANYING NOTES TO THE REQUIRED SUPPLEMENTARY INFORMATION

<u>2019</u>	<u>2018</u>	<u>2017</u>	<u>2016</u>	<u>2015</u>	<u>2014</u>
\$ 215,640	\$ 387,600	\$ 147,005	\$ 135,489	\$ 194,730	\$ 136,579
<u>(215,640)</u>	<u>(387,600)</u>	<u>(147,005)</u>	<u>(135,489)</u>	<u>(194,730)</u>	<u>(136,579)</u>
<u>\$ -</u>	<u>\$ -</u>	<u>\$ -</u>	<u>\$ -</u>	<u>\$ -</u>	<u>\$ -</u>
\$ 9,388,800	\$ 8,818,578	\$ 8,551,379	\$ 8,399,221	\$ 7,942,785	\$ 7,519,206
2.30%	4.40%	1.72%	1.61%	2.45%	1.82%

**PLAIN LOCAL SCHOOL DISTRICT
STARK COUNTY, OHIO**

SCHEDULES OF REQUIRED SUPPLEMENTARY INFORMATION

SCHEDULE OF DISTRICT OPEB CONTRIBUTIONS
STATE TEACHERS RETIREMENT SYSTEM (STRS) OF OHIO

	LAST TEN FISCAL YEARS			
	2023	2022	2021	2020
Contractually required contribution	\$ -	\$ -	\$ -	\$ -
Contributions in relation to the contractually required contribution	-	-	-	-
Contribution deficiency (excess)	\$ -	\$ -	\$ -	\$ -
District's covered payroll	\$ 27,037,486	\$ 26,273,964	\$ 24,954,214	\$ 24,416,800
Contributions as a percentage of covered payroll	0.00%	0.00%	0.00%	0.00%

SEE ACCOMPANYING NOTES TO THE REQUIRED SUPPLEMENTARY INFORMATION

<u>2019</u>	<u>2018</u>	<u>2017</u>	<u>2016</u>	<u>2015</u>	<u>2014</u>
\$ -	\$ -	\$ -	\$ -	\$ -	\$ 196,739
-	-	-	-	-	(196,739)
<u>\$ -</u>	<u>\$ -</u>	<u>\$ -</u>	<u>\$ -</u>	<u>\$ -</u>	<u>\$ -</u>
\$ 23,358,436	\$ 23,105,186	\$ 21,410,936	\$ 20,163,871	\$ 20,427,407	\$ 19,673,938
0.00%	0.00%	0.00%	0.00%	0.00%	1.00%

**PLAIN LOCAL SCHOOL DISTRICT
STARK COUNTY, OHIO**

NOTES TO THE REQUIRED SUPPLEMENTARY INFORMATION
FOR THE FISCAL YEAR ENDED JUNE 30, 2023

PENSION

SCHOOL EMPLOYEES RETIREMENT SYSTEM (SERS) OF OHIO

Changes in benefit terms :

- There were no changes in benefit terms from the amounts reported for fiscal year 2014.
- There were no changes in benefit terms from the amounts reported for fiscal year 2015.
- There were no changes in benefit terms from the amounts reported for fiscal year 2016.
- There were no changes in benefit terms from the amounts reported for fiscal year 2017.
- For fiscal year 2018, SERS changed from a fixed 3% annual increase to a Cost of Living Adjustment (COLA) based on the changes in the Consumer Price Index (CPI-W), with a cap of 2.5% and a floor of 0%.
- For fiscal year 2019, with the authority granted the Board under Senate Bill 8, the Board has enacted a three year COLA delay for future benefit recipients commencing benefits on or after April 1, 2018.
- There were no changes in benefit terms from the amounts previously reported for fiscal year 2020.
- There were no changes in benefit terms from the amounts previously reported for fiscal year 2021.
- For fiscal year 2022, SERS changed from a Cost of Living Adjustment (COLA) of 2.5% to 2.0%.
- There were no changes in benefit terms from the amounts reported for fiscal year 2023.

Changes in assumptions :

- There were no changes in methods and assumptions used in the calculation of actuarial determined contributions for fiscal year 2014.
- There were no changes in methods and assumptions used in the calculation of actuarial determined contributions for fiscal year 2015.
- There were no changes in methods and assumptions used in the calculation of actuarial determined contributions for fiscal year 2016.
- For fiscal year 2017, the following changes of assumptions affected the total pension liability since the prior measurement date: (a) the assumed rate of inflation was reduced from 3.25% to 3.00%, (b) payroll growth assumption was reduced from 4.00% to 3.50%, (c) assumed real wage growth was reduced from 0.75% to 0.50%, (d) rates of withdrawal, retirement and disability were updated to reflect recent experience, (e) mortality among active members was updated to RP-2014 Blue Collar Mortality Table with fully generational projection and a five year age set-back for both males and females, (f) mortality among service retired members and beneficiaries was updated to the following RP-2014 Blue Collar Mortality Table with fully generational projection with Scale BB, 120% of male rates and 110% of female rates, (g) mortality among disabled members was updated to RP-2000 Disabled Mortality Table, 90% for male rates and 100% for female rates, set back five years is used for the period after disability retirement and (h) the discount rate was reduced from 7.75% to 7.50%.
- There were no changes in methods and assumptions used in the calculation of actuarial determined contributions for fiscal year 2018.
- There were no changes in methods and assumptions used in the calculation of actuarial determined contributions for fiscal year 2019.
- There were no changes in methods and assumptions used in the calculation of actuarial determined contributions for fiscal year 2020.
- There were no changes in methods and assumptions used in the calculation of actuarial determined contributions for fiscal year 2021.
- For fiscal year 2022, the following changes of assumptions affected the total pension liability since the prior measurement date: (a) wage inflation decreased from 3.00% to 2.40%, (b) future salary increases changed from 3.50%-18.20% to 3.25%-13.58%, (c) investment rate of return decreased from 7.50% to 7.00%, (d) discount rate decreased from 7.50% to 7.00% and (e) mortality tables changed from the RP-2014 Blue Collar mortality table to the PUB-2010 General Employee Amount Weighted Below Median Healthy Retiree mortality table.
- There were no changes in methods and assumptions used in the calculation of actuarial determined contributions for fiscal year 2023.

(Continued)

**PLAIN LOCAL SCHOOL DISTRICT
STARK COUNTY, OHIO**

NOTES TO THE REQUIRED SUPPLEMENTARY INFORMATION (CONTINUED)
FOR THE FISCAL YEAR ENDED JUNE 30, 2023

PENSION (CONTINUED)

STATE TEACHERS RETIREMENT SYSTEM (STRS) OF OHIO

Changes in benefit terms :

- There were no changes in benefit terms from the amounts reported for fiscal year 2014.
- There were no changes in benefit terms from the amounts reported for fiscal year 2015.
- There were no changes in benefit terms from the amounts reported for fiscal year 2016.
- There were no changes in benefit terms from the amounts reported for fiscal year 2017.
- For fiscal year 2018, STRS decreased the Cost of Living Adjustment (COLA) to zero.
- There were no changes in benefit terms from amounts previously reported for fiscal year 2019.
- There were no changes in benefit terms from amounts previously reported for fiscal year 2020.
- There were no changes in benefit terms from amounts previously reported for fiscal year 2021.
- There were no changes in benefit terms from amounts previously reported for fiscal year 2022.
- There were no changes in benefit terms from amounts previously reported for fiscal year 2023.

Changes in assumptions :

- There were no changes in methods and assumptions used in the calculation of actuarial determined contributions for fiscal year 2014.
- There were no changes in methods and assumptions used in the calculation of actuarial determined contributions for fiscal year 2015.
- There were no changes in methods and assumptions used in the calculation of actuarial determined contributions for fiscal year 2016.
- There were no changes in methods and assumptions used in the calculation of actuarial determined contributions for fiscal year 2017.
- For fiscal year 2018, the following changes of assumption affected the total pension liability since the prior measurement date: (a) the long-term expected rate of return was reduced from 7.75% to 7.45%, (b) the inflation assumption was lowered from 2.75% to 2.50%, (c) the payroll growth assumption was lowered to 3.00%, (d) total salary increases rate was lowered by decreasing the merit component of the individual salary increases, in addition to a decrease of 0.25% due to lower inflation, (e) the healthy and disabled mortality assumptions were updated to the RP-2014 mortality tables with generational improvement scale MP-2016 and (f) rates of retirement, termination and disability were modified to better reflect anticipated future experience.
- There were no changes in methods and assumptions used in the calculation of actuarial determined contributions for fiscal year 2019.
- There were no changes in methods and assumptions used in the calculation of actuarial determined contributions for fiscal year 2020.
- There were no changes in methods and assumptions used in the calculation of actuarial determined contributions for fiscal year 2021.
- For fiscal year 2022, the following changes of assumption affected the total pension liability since the prior measurement date: (a) the long-term expected rate of return was reduced from 7.45% to 7.00% and (b) the discount rate of return was reduced from 7.45% to 7.00%.
- For fiscal year 2023, the following changes of assumption affected the total pension liability since the prior measurement date: (a) the projected salary increases went from 12.50% at age 20 to 2.50% at age 65 to varies by service from 2.50% to 8.50%.

OTHER POSTEMPLOYMENT BENEFITS (OPEB)

SCHOOL EMPLOYEES RETIREMENT SYSTEM (SERS) OF OHIO

Changes in benefit terms :

- There were no changes in benefit terms from the amounts reported for fiscal year 2017.
- There were no changes in benefit terms from the amounts reported for fiscal year 2018.
- There were no changes in benefit terms from the amounts reported for fiscal year 2019.
- There were no changes in benefit terms from the amounts reported for fiscal year 2020.
- There were no changes in benefit terms from the amounts reported for fiscal year 2021.
- There were no changes in benefit terms from the amounts reported for fiscal year 2022.
- There were no changes in benefit terms from the amounts reported for fiscal year 2023.

(Continued)

**PLAIN LOCAL SCHOOL DISTRICT
STARK COUNTY, OHIO**

NOTES TO THE REQUIRED SUPPLEMENTARY INFORMATION (CONTINUED)
FOR THE FISCAL YEAR ENDED JUNE 30, 2023

OTHER POSTEMPLOYMENT BENEFITS (OPEB) (CONTINUED)

SCHOOL EMPLOYEES RETIREMENT SYSTEM (SERS) OF OHIO (CONTINUED)

Changes in assumptions :

- For fiscal year 2017, the following changes of assumptions affected the total OPEB liability since the prior measurement date: (a) assumed rate of inflation was reduced from 3.25% to 3.00%, (b) payroll growth assumption was reduced from 4.00% to 3.50%, (c) assumed real wage growth was reduced from 0.75% to 0.50%, (d) rates of withdrawal, retirement, and disability were updated to reflect recent experience, (e) mortality among active members was updated to the following: RP-2014 Blue Collar Mortality Table with fully generational projection and a five-year age set-back for both males and females, (f) mortality among service retired members and beneficiaries was updated to the following: RP-2014 Blue Collar Mortality Table with fully generational projection with Scale BB, 120% of male rates, and 110% of female rates, (g) mortality among disabled members was updated to the following: RP-2000 Disabled Mortality Table, 90% for male rates and 100% for female rates, set back five years is used for the period after disability retirement.
- For fiscal year 2018, the following changes of assumptions affected the total OPEB liability since the prior measurement date: (a) assumed rate of inflation was reduced from 3.25% to 3.00%, (b) payroll growth assumption was reduced from 4.00% to 3.50%, (c) assumed real wage growth was reduced from 0.75% to 0.50%, (d) rates of withdrawal, retirement, and disability were updated to reflect recent experience, (e) mortality among active members was updated to the following: RP-2014 Blue Collar Mortality Table with fully generational projection and a five-year age set-back for both males and females, (f) mortality among service retired members and beneficiaries was updated to the following: RP-2014 Blue Collar Mortality Table with fully generational projection with Scale BB, 120% of male rates, and 110% of female rates, (g) mortality among disabled members was updated to the following: RP-2000 Disabled Mortality Table, 90% for male rates and 100% for female rates, set back five years is used for the period after disability retirement, (h) the municipal bond index rate increased from 2.92% to 3.56% and (i) the single equivalent interest rate, net of plan investment expense, including price inflation increased from 2.98% to 3.63%.
- For fiscal year 2019, the following changes of assumptions affected the total OPEB liability since the prior measurement date: (a) the discount rate increased from 3.63% to 3.70%, (b) the health care cost trend rates for Medicare were changed from a range of 5.50%-5.00% to a range of 5.375%-4.75% and Pre-Medicare were changed from a range of 7.50%-5.00% to a range of 7.25%-4.75%, (c) the municipal bond index rate increased from 3.56% to 3.62% and (d) the single equivalent interest rate, net of plan investment expense, including price inflation increased from 3.63% to 3.70%.
- For fiscal year 2020, the following changes of assumptions affected the total OPEB liability since the prior measurement date: (a) the discount rate decreased from 3.70% to 3.22%, (b) the health care cost trend rates for Medicare were changed from a range of 5.375%-4.75% to a range of 5.25%-4.75% and Pre-Medicare were changed from a range of 7.25%-4.75% to a range of 7.00%-4.75%, (c) the municipal bond index rate decreased from 3.62% to 3.13% and (d) the single equivalent interest rate, net of plan investment expense, including price inflation decreased from 3.70% to 3.22%.
- For fiscal year 2021, the following changes of assumptions affected the total OPEB liability since the prior measurement date: (a) the discount rate decreased from 3.22% to 2.63% and (b) the municipal bond index rate decreased from 3.13% to 2.45%, and (c) the single equivalent interest rate, net of plan investment expense, including price inflation decreased from 3.22% to 2.63%.
- For fiscal year 2022, the following changes of assumptions affected the total OPEB liability since the prior measurement date: (a) wage inflation decreased from 3.00% to 2.40%, (b) future salary increases changed from 3.50%-18.20% to 3.25%-13.58%, (c) investment rate of return decreased from 7.50% to 7.00%, (d) discount rate decreased from 7.50% to 7.00% and (e) mortality tables changed from the RP-2014 Blue Collar mortality table to the PUB-2010 General Employee Amount Weighted Below Median Healthy Retiree mortality table.
- For fiscal year 2023, the following changes of assumptions affected the total OPEB liability since the prior measurement date: (a) municipal bond index rate went from 1.92% to 3.69%, (b) single equivalent interest rate when from 2.27% to 4.08% and (c) medical trend assumptions went from 5.125% to 4.40% Medicare and 6.75% to 4.40% Pre-Medicare to 7.00% to 4.40%.

(Continued)

**PLAIN LOCAL SCHOOL DISTRICT
STARK COUNTY, OHIO**

NOTES TO THE REQUIRED SUPPLEMENTARY INFORMATION (CONTINUED)
FOR THE FISCAL YEAR ENDED JUNE 30, 2023

OTHER POSTEMPLOYMENT BENEFITS (OPEB) (CONTINUED)

STATE TEACHERS RETIREMENT SYSTEM (STRS) OF OHIO

Changes in benefit terms :

- There were no changes in benefit terms from the amounts previously reported for fiscal year 2017.
- For fiscal year 2018, STRS reduced the subsidy multiplier for non-Medicare benefit recipients from 2.1% to 1.9% per year of service. Medicare Part B premium reimbursements were discontinued for certain survivors and beneficiaries and all remaining Medicare Part B premium reimbursements will be discontinued beginning January 2019.
- For fiscal year 2019, STRS increased the subsidy multiplier for non-Medicare benefit recipients from 1.9% to 1.944% per year of service effective January 1, 2019. The non-Medicare frozen subsidy base premium was increased January 1, 2019 and all remaining Medicare Part B premium reimbursements will be discontinued beginning January 1, 2020.
- For fiscal year 2020, STRS increased the subsidy percentage from 1.944% to 1.984% effective January 1, 2020. The Medicare subsidy percentages were adjusted effective January 1, 2021 to 2.1% for the Medicare plan. The Medicare Part B monthly reimbursement elimination date was postponed to January 1, 2021.
- For fiscal year 2021, the non-Medicare subsidy percentage was increased effective January 1, 2021 from 1.984% to 2.055% per year of service. The non-Medicare frozen subsidy base premium was increased effective January 1, 2021. The Medicare subsidy percentages were adjusted effective January 1, 2021 to 2.1% for the AMA Medicare plan. The Medicare Part B monthly reimbursement elimination date was postponed indefinitely.
- For fiscal year 2022, the non-Medicare subsidy percentage was increased effective January 1, 2022 from 2.055% to 2.100%. The non-Medicare frozen subsidy base premium was increased effective January 1, 2022. The Medicare Part D subsidy was updated to reflect it is expected to be negative in CY2022. The Part B monthly reimbursement elimination date was postponed indefinitely.
- There were no changes in benefit terms from the amounts previously reported for fiscal year 2023.

Changes in assumptions :

- There were no changes in methods and assumptions used in the calculation of actuarial determined contributions for fiscal year 2017.
- For fiscal year 2018, the following changes of assumptions affected the total OPEB liability since the prior measurement date: (a) the discount rate was increased from 3.26% to 4.13% based on the methodology defined under GASB Statement No. 74, Financial Reporting for Postemployment Benefit Plans Other Than Pension Plans (OPEB), (b) the long term expected rate of return was reduced from 7.75% to 7.45%, (c) valuation year per capita health care costs were updated, and the salary scale was modified, (d) the percentage of future retirees electing each option was updated based on current data and the percentage of future disabled retirees and terminated vested participants electing health coverage were decreased and (e) the assumed mortality, disability, retirement, withdrawal and future health care cost trend rates were modified along with the portion of rebated prescription drug costs.
- For fiscal year 2019, the following changes of assumptions affected the total OPEB liability/asset since the prior measurement date: (a) the discount rate was increased from the blended rate of 4.13% to the long-term expected rate of return of 7.45% based on the methodology defined under GASB Statement No. 74, Financial Reporting for Postemployment Benefit Plans Other Than Pension Plans (OPEB) and (b) decrease in health care cost trend rates from 6.00%-11.00% initial; 4.50% ultimate down to Medical Pre-Medicare 6.00% and Medicare 5.00% initial; 4.00% ultimate and Prescription Drug Pre-Medicare 8.00% and Medicare (5.23%) initial; 4.00% ultimate.
- For fiscal year 2020, health care cost trend rates were changed to the following: medical pre-Medicare from 6.00% initial - 4.00% ultimate down to 5.87% initial - 4.00% ultimate; medical Medicare from 5.00% initial - 4.00% ultimate down to 4.93% initial - 4.00% ultimate; prescription drug pre-Medicare from 8.00% initial - 4.00% ultimate down to 7.73% initial - 4.00% ultimate and (5.23%) initial - 4.00% ultimate up to 9.62% initial - 4.00% ultimate.

(Continued)

**PLAIN LOCAL SCHOOL DISTRICT
STARK COUNTY, OHIO**

NOTES TO THE REQUIRED SUPPLEMENTARY INFORMATION (CONTINUED)
FOR THE FISCAL YEAR ENDED JUNE 30, 2023

OTHER POSTEMPLOYMENT BENEFITS (OPEB) (CONTINUED)

STATE TEACHERS RETIREMENT SYSTEM (STRS) OF OHIO (CONTINUED)

Changes in assumptions (continued):

- For fiscal year 2021, health care cost trend rates were changed to the following: medical pre-Medicare from 5.87% initial - 4.00% ultimate down to 5.00% initial - 4.00% ultimate; medical Medicare from 4.93% initial - 4.00% ultimate down to -6.69% initial - 4.00% ultimate; prescription drug pre-Medicare from 7.73% initial - 4.00% ultimate down to 6.50% initial - 4.00% ultimate; prescription drug Medicare from 9.62% initial - 4.00% ultimate up to 11.87% initial - 4.00% ultimate.
- For fiscal year 2022, the following changes of assumption affected the total OPEB liability since the prior measurement date: (a) the long-term expected rate of return was reduced from 7.45% to 7.00%, (b) the discount rate of return was reduced from 7.45% to 7.00% and (c) health care cost trend rates were changed to the following: medical Medicare from -6.69% initial - 4.00% ultimate down to -16.18% initial - 4.00% ultimate; prescription drug Medicare from 11.87% initial - 4.00% ultimate up to 29.98% initial - 4.00% ultimate.
- For fiscal year 2023, the following changes of assumption affected the total OPEB liability since the prior measurement date: (a) projected salary increase went from 12.50% at age 20 to 2.50% at age 65 to varies by services from 2.50% to 8.50% and (b) health care cost trend rates were changed to the following: Pre-Medicare from 5.00% initial - 4.00% ultimate to 7.50% initial - 3.94% ultimate; medical Medicare from -16.18% initial - 4.00% ultimate to -68.78% initial - 3.94% ultimate; prescription drug Pre-Medicare from 6.50% initial - 4.00% ultimate to 9.00% initial - 3.94% ultimate; Medicare from 29.98% initial - 4.00% ultimate to -5.47% initial - 3.94% ultimate.

Independent Auditor's Report on Internal Control over Financial Reporting and on Compliance and Other Matters Based on an Audit of Financial Statements Performed in Accordance with *Government Auditing Standards*

To the Board of Education and Management
Plain Local School District
Stark County, Ohio
901 44th Street NW
Canton, Ohio 44709

We have audited, in accordance with the auditing standards generally accepted in the United States of America and the standards applicable to financial audits contained in *Government Auditing Standards* issued by the Comptroller General of the United States, the financial statements of the governmental activities, each major fund, and the aggregate remaining fund information of Plain Local School District, Stark County, Ohio (the "District") as of and for the year ended June 30, 2023, and the related notes to the financial statements, which collectively comprise the District's basic financial statements, and have issued our report thereon dated December 21, 2023.

Report on Internal Control over Financial Reporting

In planning and performing our audit of the financial statements, we considered the District's internal control over financial reporting (internal control) as a basis for designing audit procedures that are appropriate in the circumstances for the purpose of expressing our opinions on the financial statements, but not for the purpose of expressing an opinion on the effectiveness of the District's internal control. Accordingly, we do not express an opinion on the effectiveness of the District's internal control.

A *deficiency in internal control* exists when the design or operation of a control does not allow management or employees, in the normal course of performing their assigned functions, to prevent, or detect and correct, misstatements on a timely basis. A *material weakness* is a deficiency, or a combination of deficiencies, in internal control, such that there is a reasonable possibility that a material misstatement of the entity's financial statements will not be prevented, or detected and corrected on a timely basis. A *significant deficiency* is a deficiency, or a combination of deficiencies, in internal control that is less severe than a material weakness, yet important enough to merit attention by those charged with governance.

Our consideration of internal control was for the limited purpose described in the first paragraph of this section and was not designed to identify all deficiencies in internal control that might be material weaknesses or significant deficiencies. Given these limitations, during our audit we did not identify any deficiencies in internal control that we consider to be material weaknesses. However, material weaknesses or significant deficiencies may exist that have not been identified.

Compliance and Other Matters

As part of obtaining reasonable assurance about whether the District's financial statements are free from material misstatement, we performed tests of its compliance with certain provisions of laws, regulations, contracts, and grant agreements, noncompliance with which could have a direct and material effect on the financial statements. However, providing an opinion on compliance with those provisions was not an objective of our audit, and accordingly, we do not express such an opinion. The results of our tests disclosed no instances of noncompliance or other matters that are required to be reported under *Government Auditing Standards*.

Purpose of this Report

The purpose of this report is solely to describe the scope of our testing of internal control and compliance and the results of that testing, and not to provide an opinion on the effectiveness of the entity's internal control or on compliance. This report is an integral part of an audit performed in accordance with *Government Auditing Standards* in considering the entity's internal control and compliance. Accordingly, this communication is not suitable for any other purpose.

Rea & Associates, Inc.

Rea & Associates, Inc.
New Philadelphia, Ohio
December 21, 2023

**Independent Auditor's Report on Compliance for Each Major Federal Program and
Report on Internal Control over Compliance Required by the Uniform Guidance**

To the Board of Education and Management
Plain Local School District
Stark County, Ohio
901 44th Street NW
Canton, Ohio 44709

Report on Compliance for Each Major Federal Program

Opinion on Each Major Federal Program

We have audited Plain Local School District's, Stark County, Ohio (the "District") compliance with the types of compliance requirements identified as subject to audit in the OMB *Compliance Supplement* that could have a direct and material effect on each of District's major federal programs for the year ended June 30, 2023. The District's major federal programs are identified in the summary of auditor's results section of the accompanying *Schedule of Findings and Questioned Costs*.

In our opinion, the District complied, in all material respects, with the compliance requirements referred to above that could have a direct and material effect on each of its major federal programs for the year ended June 30, 2023.

Basis for Opinion on Each Major Federal Program

We conducted our audit of compliance in accordance with auditing standards generally accepted in the United States of America (GAAS); the standards applicable to financial audits contained in *Government Auditing Standards* issued by the Comptroller General of the United States (*Government Auditing Standards*); and the audit requirements of Title 2 U.S. *Code of Federal Regulations* Part 200, *Uniform Administrative Requirements, Cost Principles, and Audit Requirements for Federal Awards* (Uniform Guidance). Our responsibilities under those standards and the Uniform Guidance are further described in the Auditor's Responsibilities for the Audit of Compliance section of our report.

We are required to be independent of the District and to meet our other ethical responsibilities, in accordance with relevant ethical requirements relating to our audit. We believe that the audit evidence we have obtained is sufficient and appropriate to provide a basis for our opinion on compliance for each major federal program. Our audit does not provide a legal determination of the District's compliance with the compliance requirements referred to above.

Responsibilities of Management for Compliance

Management is responsible for compliance with the requirements referred to above and for the design, implementation, and maintenance of effective internal control over compliance with the requirements of laws, statutes, regulations, rules and provisions of contracts or grant agreements applicable to the District's federal programs.

Auditor's Responsibilities for the Audit of Compliance

Our objectives are to obtain reasonable assurance about whether material noncompliance with the compliance requirements referred to above occurred, whether due to fraud or error, and express an opinion on the District's compliance based on our audit. Reasonable assurance is a high level of assurance but is not absolute assurance and therefore is not a guarantee that an audit conducted in accordance with GAAS, *Government Auditing Standards*, and the Uniform Guidance will always detect material noncompliance when it exists. The risk of not detecting material noncompliance resulting from fraud is higher than for that resulting from error, as fraud may involve collusion, forgery, intentional omissions, misrepresentations, or the override of internal control. Noncompliance with the compliance requirements referred to above is considered material, if there is a substantial likelihood that, individually or in the aggregate, it would influence the judgment made by a reasonable user of the report on compliance about the District's compliance with the requirements of each major federal program as a whole.

In performing an audit in accordance with GAAS, *Government Auditing Standards*, and the Uniform Guidance, we

- exercise professional judgment and maintain professional skepticism throughout the audit.
- identify and assess the risks of material noncompliance, whether due to fraud or error, and design and perform audit procedures responsive to those risks. Such procedures include examining, on a test basis, evidence regarding the District's compliance with the compliance requirements referred to above and performing such other procedures as we considered necessary in the circumstances.
- obtain an understanding of the District's internal control over compliance relevant to the audit in order to design audit procedures that are appropriate in the circumstances and to test and report on internal control over compliance in accordance with the Uniform Guidance, but not for the purpose of expressing an opinion on the effectiveness of the District's internal control over compliance. Accordingly, no such opinion is expressed.

We are required to communicate with those charged with governance regarding, among other matters, the planned scope and timing of the audit and any significant deficiencies and material weaknesses in internal control over compliance that we identified during the audit.

Report on Internal Control Over Compliance

A deficiency in internal control over compliance exists when the design or operation of a control over compliance does not allow management or employees, in the normal course of performing their assigned functions, to prevent, or detect and correct, noncompliance with a type of compliance requirement of a federal program on a timely basis. *A material weakness in internal control over compliance* is a deficiency, or a combination of deficiencies, in internal control over compliance, such that there is a reasonable possibility that material noncompliance with a type of compliance requirement of a federal program will not be prevented, or detected and corrected, on a timely basis. *A significant deficiency in internal control over compliance* is a deficiency, or a combination of deficiencies, in internal control over compliance with

a type of compliance requirement of a federal program that is less severe than a material weakness in internal control over compliance, yet important enough to merit attention by those charged with governance.

Our consideration of internal control over compliance was for the limited purpose described in the Auditor's Responsibilities for the Audit of Compliance section above and was not designed to identify all deficiencies in internal control over compliance that might be material weaknesses or significant deficiencies in internal control over compliance. Given these limitations, during our audit we did not identify any deficiencies in internal control over compliance that we consider to be material weaknesses, as defined above. However, material weaknesses or significant deficiencies in internal control over compliance may exist that were not identified.

Our audit was not designed for the purpose of expressing an opinion on the effectiveness of internal control over compliance. Accordingly, no such opinion is expressed.

The purpose of this report on internal control over compliance is solely to describe the scope of our testing of internal control over compliance and the results of that testing based on the requirements of the Uniform Guidance. Accordingly, this report is not suitable for any other purpose.

Rea & Associates, Inc.

Rea & Associates, Inc.
New Philadelphia, Ohio
December 21, 2023

**Plain Local School District
Stark County, Ohio**

*Schedule of Expenditures of Federal Awards
For the Fiscal Year Ended June 30, 2023*

Federal Grantor/ Sub Grantor/ Program Title	Grant Year	ALN	Expenditures	Amounts Paid to Subrecipients
U.S. DEPARTMENT OF EDUCATION				
<i>Passed Through Ohio Department of Education:</i>				
Title I Grants to Local Educational Agencies	2022	84.010A	\$ 237,299	\$ 0
Title I Grants to Local Educational Agencies	2023	84.010A	1,208,593	0
Expanding Opportunities for Each Child Non-Competitive Grant	2022	84.010A	432	0
<i>Total Title I</i>			<u>1,446,324</u>	<u>0</u>
<i>Special Education Cluster:</i>				
Special Education Grants to States	2022	84.027A	120,555	0
Special Education Grants to States	2023	84.027A	1,065,990	0
COVID-19: Special Education Grants to States - ARP	2022	84.027X	254,580	0
<i>Special Education Grants to States Subtotal</i>			<u>1,441,125</u>	<u>0</u>
Special Education Preschool Grants	2023	84.173A	33,304	0
<i>Total Special Education Cluster</i>			<u>1,474,429</u>	<u>0</u>
Career and Technical Education - Basic Grants to States	2022	84.048A	11,619	0
Career and Technical Education - Basic Grants to States	2023	84.048A	228,494	125,509
<i>Total Career and Technical Education - Basic Grants to States</i>			<u>240,113</u>	<u>125,509</u>
Student Support and Academic Enrichment Program	2022	84.424A	20,729	0
Student Support and Academic Enrichment Program	2023	84.424A	72,287	0
<i>Total Student Support and Academic Enrichment Program</i>			<u>93,016</u>	<u>0</u>
Title III Consortium Allocation	2023	84.365A	12,285	0
Supporting Effective Instruction State Grant	2022	84.367A	48,141	0
Supporting Effective Instruction State Grant	2023	84.367A	161,461	0
<i>Total Supporting Effective Instruction State Grant</i>			<u>209,602</u>	<u>0</u>
<i>Education Stabilization Fund:</i>				
COVID-19: Elementary and Secondary School Emergency Relief	2022	84.425D	276,869	0
COVID-19: Elementary and Secondary School Emergency Relief	2023	84.425D	1,488,615	0
COVID-19: Elementary and Secondary School Emergency Relief - ARP	2022	84.425U	3,384,803	0
COVID-19: Elementary and Secondary School Emergency Relief - ARP	2023	84.425U	1,456,359	0
COVID-19: Education Stabilization Fund - ESSER ARP Homeless Round II	2023	84.425W	35,317	0
<i>Total Education Stabilization Fund</i>			<u>6,641,963</u>	<u>0</u>
Total U.S. Department of Education			<u>10,117,732</u>	<u>125,509</u>
U.S. Department of the Treasury				
<i>Passed Through Ohio Facilities Construction Commission:</i>				
COVID-19: K12 School Safety Grant	2023	21.027	26,956	0
<i>Total K12 School Safety Grant</i>			<u>26,956</u>	<u>0</u>
Total U.S. Department of the Treasury			<u>26,956</u>	<u>0</u>

The accompanying notes are an integral part of this schedule.

**Plain Local School District
Stark County, Ohio**

*Schedule of Expenditures of Federal Awards (continued)
For the Fiscal Year Ended June 30, 2023*

Federal Grantor/ Sub Grantor/ Program Title	Grant Year	ALN	Expenditures	Amounts Paid to Subrecipients
U.S. DEPARTMENT OF AGRICULTURE				
<i>Passed Through Ohio Department of Education:</i>				
<i>Child Nutrition Cluster:</i>				
<i>Non-Cash Assistance:</i>				
School Breakfast Program	2023	10.553	54,953	0
National School Lunch Program	2023	10.555	208,882	0
<i>Non-Cash Assistance Subtotal</i>			<u>263,835</u>	<u>0</u>
<i>Cash Assistance:</i>				
School Breakfast Program	2023	10.553	580,616	0
National School Lunch Program	2023	10.555	2,047,064	0
COVID-19: National School Lunch Program	2023	10.555	159,920	0
Summer Food Service Program	2023	10.559	533,141	0
<i>Cash Assistance Subtotal</i>			<u>3,320,741</u>	<u>0</u>
<i>Total Child Nutrition Cluster</i>			<u>3,584,576</u>	<u>0</u>
COVID-19: State Pandemic Electronic Benefit Transfer (P-EBT) Administrative Costs Grant	2023	10.649	6,198	0
Total U.S. Department of Agriculture			<u>3,590,774</u>	<u>0</u>
TOTAL FEDERAL ASSISTANCE			<u>\$ 13,735,462</u>	<u>\$ 125,509</u>

The accompanying notes are an integral part of this schedule.

**Plain Local School District
Stark County, Ohio**

*Notes to the Schedule of Expenditures of Federal Awards
2 CFR 200.510(b)(6)
For the Year Ended June 30, 2023*

NOTE A – BASIS OF PRESENTATION

The accompanying Schedule of Expenditures of Federal Awards (the Schedule) includes the federal award activity of Plain Local School District (the District) under programs of the federal government for the year ended June 30, 2023. The information on this Schedule is prepared in accordance with the requirements of Title 2 U.S. Code of Federal Regulations Part 200, *Uniform Administrative Requirements, Cost Principles, and Audit Requirements for Federal Awards* (Uniform Guidance). Because the Schedule presents only a selected portion of the operations of the District, it is not intended to and does not present the financial position, or changes in net position of the District.

NOTE B – SUMMARY OF SIGNIFICANT ACCOUNTING POLICIES

Expenditures reported on the Schedule are reported on the cash basis of accounting. Such expenditures are recognized following the cost principles contained in Uniform Guidance, wherein certain types of expenditures may or may not be allowable or may be limited as to reimbursement.

NOTE C – INDIRECT COST RATE

The District has elected not to use the 10-percent de minimis indirect cost rate as allowed under the Uniform Guidance.

NOTE D - SUBRECIPIENTS

The District passes certain federal awards received from the Ohio Department of Education (ODE) to other governments (subrecipients). As Note B describes, the District reports expenditures of Federal awards to subrecipients when paid in cash.

As a subrecipient, the District has certain compliance responsibilities, such as monitoring its subrecipients to help assure they use these subawards as authorized by laws, regulations, and the provisions of contracts of grant agreements, and the subrecipients achieve the award’s performance goals.

NOTE E - CHILD NUTRITION CLUSTER

The District commingles cash receipts from the U.S. Department of Agriculture with similar State grants. When reporting expenditures on this Schedule, the District assumes it expends federal monies first.

NOTE F – FOOD DONATION PROGRAM

The District reports commodities consumed on the Schedule at the entitlement value. The District allocated donated food commodities to the respective programs that benefitted from the use of those donated food commodities.

NOTE G – CONSORTIUM GRANT EXPENDITURES

During the fiscal year ended June 30, 2023, the District passed/transferred grant fund allocations to the Stark County Educational Service Center for Title III totaling \$12,285.

NOTE H – TRANSFERS BETWEEN PROGRAM YEARS

Federal regulations require schools to obligate certain federal awards by June 30. However, with ODE’s consent, schools can transfer unobligated amounts to subsequent fiscal year’s program. The District transferred the following amounts from 2022 to 2023 programs:

Title I Grants to Local Education Agencies	84.010A	108,138
Supporting Effective Instruction State Grant	84.367A	67,881
Student Support and Academic Enrichment Program	84.424A	52,423
Special Education Grants to States	84.027A	92,334
Special Education Preschool Grants	84.173A	39
ARP ESSER	84.425U	4,127,842
ARP IDEA Part B Special Education	84.027X	339,412
ARP IDEA Early Childhood Special Education	84.173X	25,126
ARP-Homeless round II	84.425U	40,703
ESSER II	84.425D	1,934,134

Plain Local School District
Stark County, Ohio
Schedule of Findings and Questioned Costs
2 CFR Section 200.515
June 30, 2023

1. SUMMARY OF AUDITOR'S RESULTS
--

(d) (1) (i)	Type of Financial Statement Opinion	Unmodified
(d) (1) (ii)	Were there any material control weaknesses in internal control reported at the financial statement level (GAGAS)?	No
(d) (1) (ii)	Were there any significant deficiencies in internal control reported at the financial statement level (GAGAS)?	None reported
(d) (1) (iii)	Was there any reported material non-compliance at the financial statement level (GAGAS)?	No
(d) (1) (iv)	Were there any material control weaknesses in internal control reported for major federal programs?	No
(d) (1) (iv)	Were there any significant deficiencies in internal control reported for major federal programs?	None reported
(d) (1) (v)	Type of Major Programs' Compliance Opinion	Unmodified
(d) (1) (vi)	Are there any reportable findings under 2 CFR § 200.516(a)?	No
(d) (1) (vii)	Major Programs (list): Title I Grants to Local Educational Agencies COVID-19: Education Stabilization Fund (ESSER II) COVID-19: Education Stabilization Fund (ESSER ARP) COVID-19: Education Stabilization Fund (ESSER ARP Homeless Round II)	ALN: 84.010A 84.425D 84.425U 84.425W
(d) (1) (viii)	Dollar Threshold: Type A/B Programs	Type A: > \$750,000 Type B: All others
(d) (1) (ix)	Low Risk Auditee?	Yes

2. FINDINGS RELATED TO THE FINANCIAL STATEMENTS REQUIRED TO BE REPORTED IN ACCORDANCE WITH GAGAS

None

3. FINDINGS AND QUESTIONED COSTS FOR FEDERAL AWARDS
--

None

This page intentionally left blank.

OHIO AUDITOR OF STATE KEITH FABER



PLAIN LOCAL SCHOOL DISTRICT

STARK COUNTY

AUDITOR OF STATE OF OHIO CERTIFICATION

This is a true and correct copy of the report, which is required to be filed pursuant to Section 117.26, Revised Code, and which is filed in the Office of the Ohio Auditor of State in Columbus, Ohio.



Certified for Release 1/18/2024

88 East Broad Street, Columbus, Ohio 43215
Phone: 614-466-4514 or 800-282-0370

This report is a matter of public record and is available online at
www.ohioauditor.gov