



OHIO AUDITOR OF STATE  
**KEITH FABER**





**WEST CARROLLTON CITY SCHOOL DISTRICT  
MONTGOMERY COUNTY  
JUNE 30, 2022**

**TABLE OF CONTENTS**

<b>TITLE</b>	<b>PAGE</b>
Independent Auditor's Report .....	1
Prepared by Management:	
Management's Discussion and Analysis .....	5
Basic Financial Statements:	
Government-wide Financial Statements:	
Statement of Net Position .....	15
Statement of Activities.....	16
Fund Financial Statements:	
Balance Sheet	
Governmental Funds .....	17
Reconciliation of Total Governmental Fund Balances to Net Position of Governmental Activities .....	18
Statement of Revenues, Expenditures and Changes in Fund Balances Governmental Funds .....	19
Reconciliation of the Statement of Revenues, Expenditures and Changes in Fund Balances of Governmental Funds to the Statement of Activities.....	20
Statement of Revenues, Expenditures and Changes in Fund Balance – Budget and Actual (Non-GAAP Budgetary Basis) General Fund.....	21
Notes to the Basic Financial Statements .....	23

**WEST CARROLLTON CITY SCHOOL DISTRICT  
MONTGOMERY COUNTY  
JUNE 30, 2022**

**TABLE OF CONTENTS  
(Continued)**

<b>TITLE</b>	<b>PAGE</b>
Required Supplementary Information:	
Schedule of the District's Proportionate Share of the Net Pension Liability - School Employees Retirement System (SERS) of Ohio.....	64
Schedule of the District's Proportionate Share of the Net Pension Liability - State Teachers Retirement System (STRS) of Ohio.....	66
Schedule of District Pension Contributions School Employees Retirement System (SERS) of Ohio .....	68
Schedule of District Pension Contributions State Teachers Retirement System (STRS) of Ohio.....	70
Schedule of the District's Proportionate Share of the Net OPEB Liability - School Employees Retirement System (SERS) of Ohio.....	72
Schedule of the District's Proportionate Share of the Net OPEB Liability/Asset - State Teachers Retirement System (STRS) of Ohio.....	74
Schedule of District OPEB Contributions - School Employees Retirement System (SERS) of Ohio..	76
Schedule of District OPEB Contributions - State Teachers Retirement System (STRS) of Ohio.....	78
Notes to the Required Supplementary Information .....	80
Schedule of Expenditures of Federal Awards .....	83
Notes to the Schedule of Expenditures of Federal Awards.....	84
Independent Auditor's Report on Internal Control Over Financial Reporting and on Compliance and Other Matters Required by <i>Government Auditing Standards</i> .....	85
Independent Auditor's Report on Compliance with Requirements Applicable to Each Major Federal Program and on Internal Control Over Compliance Required by the Uniform Guidance .....	87
Schedule of Findings.....	91

# OHIO AUDITOR OF STATE KEITH FABER



88 East Broad Street  
Columbus, Ohio 43215  
ContactUs@ohioauditor.gov  
(800) 282-0370

## INDEPENDENT AUDITOR'S REPORT

West Carrollton City School District  
Montgomery County  
430 East Pease Avenue  
West Carrollton, Ohio 45449

To the Board of Education:

### Report on the Audit of the Financial Statements

#### **Opinions**

We have audited the financial statements of the governmental activities, each major fund, and the aggregate remaining fund information of the West Carrollton City School District, Montgomery County, Ohio (the District), as of and for the fiscal year ended June 30, 2022, and the related notes to the financial statements, which collectively comprise the District's basic financial statements as listed in the table of contents.

In our opinion, the accompanying financial statements referred to above present fairly, in all material respects, the respective financial position of the governmental activities, each major fund, and the aggregate remaining fund information of the West Carrollton City School District, Montgomery County, Ohio as of June 30, 2022, and the respective changes in financial position thereof and the budgetary comparison for the General Fund for the fiscal year then ended in accordance with the accounting principles generally accepted in the United States of America.

#### **Basis for Opinions**

We conducted our audit in accordance with auditing standards generally accepted in the United States of America (GAAS) and the standards applicable to financial audits contained in *Government Auditing Standards*, issued by the Comptroller General of the United States. Our responsibilities under those standards are further described in the *Auditor's Responsibilities for the Audit of the Financial Statements* section of our report. We are required to be independent of the District, and to meet our other ethical responsibilities, in accordance with the relevant ethical requirements relating to our audit. We believe that the audit evidence we have obtained is sufficient and appropriate to provide a basis for our audit opinions.

#### **Emphasis of Matter**

As discussed in Note 3 to the financial statements, during 2022, the District adopted new accounting guidance in Governmental Accounting Standards Board (GASB) Statement No. 87, *Leases*. Our opinion is not modified with respect to this matter.

As discussed in Note 18 to the financial statements, the financial impact of COVID-19 and the continuing emergency measures may impact subsequent periods of the District. Our opinion is not modified with respect to this matter.

### ***Responsibilities of Management for the Financial Statements***

Management is responsible for the preparation and fair presentation of the financial statements in accordance with accounting principles generally accepted in the United States of America, and for the design, implementation, and maintenance of internal control relevant to the preparation and fair presentation of financial statements that are free from material misstatement, whether due to fraud or error.

In preparing the financial statements, management is required to evaluate whether there are conditions or events, considered in the aggregate, that raise substantial doubt about the District's ability to continue as a going concern for twelve months beyond the financial statement date, including any currently known information that may raise substantial doubt shortly thereafter.

### ***Auditor's Responsibilities for the Audit of the Financial Statements***

Our objectives are to obtain reasonable assurance about whether the financial statements as a whole are free from material misstatement, whether due to fraud or error, and to issue an auditor's report that includes our opinions. Reasonable assurance is a high level of assurance but is not absolute assurance and therefore is not a guarantee that an audit conducted in accordance with GAAS and *Government Auditing Standards* will always detect a material misstatement when it exists. The risk of not detecting a material misstatement resulting from fraud is higher than for one resulting from error, as fraud may involve collusion, forgery, intentional omissions, misrepresentations, or the override of internal control. Misstatements are considered material if there is a substantial likelihood that, individually or in the aggregate, they would influence the judgment made by a reasonable user based on the financial statements.

In performing an audit in accordance with GAAS and *Government Auditing Standards*, we

- exercise professional judgment and maintain professional skepticism throughout the audit.
- identify and assess the risks of material misstatement of the financial statements, whether due to fraud or error, and design and perform audit procedures responsive to those risks. Such procedures include examining, on a test basis, evidence regarding the amounts and disclosures in the financial statements.
- obtain an understanding of internal control relevant to the audit in order to design audit procedures that are appropriate in the circumstances, but not for the purpose of expressing an opinion on the effectiveness of the District's internal control. Accordingly, no such opinion is expressed.
- evaluate the appropriateness of accounting policies used and the reasonableness of significant accounting estimates made by management, as well as evaluate the overall presentation of the financial statements.
- conclude whether, in our judgment, there are conditions or events, considered in the aggregate, that raise substantial doubt about the District's ability to continue as a going concern for a reasonable period of time.

We are required to communicate with those charged with governance regarding, among other matters, the planned scope and timing of the audit, significant audit findings, and certain internal control-related matters that we identified during the audit.

### ***Required Supplementary Information***

Accounting principles generally accepted in the United States of America require that the *management's discussion and analysis*, and schedules of net pension and other post-employment benefit liabilities and pension and other post-employment benefit contributions be presented to supplement the basic financial statements. Such information is the responsibility of management and, although not a part of the basic financial statements, is required by the Governmental Accounting Standards Board who considers it to be an essential part of financial reporting for placing the basic financial statements in an appropriate operational, economic, or historical context.

We have applied certain limited procedures to the required supplementary information in accordance with auditing standards generally accepted in the United States of America, which consisted of inquiries of management about the methods of preparing the information and comparing the information for consistency with management's responses to our inquiries, the basic financial statements, and other knowledge we obtained during our audit of the basic financial statements. We do not express an opinion or provide any assurance on the information because the limited procedures do not provide us with sufficient evidence to express an opinion or provide any assurance.

***Supplementary information***

Our audit was conducted for the purpose of forming opinions on the financial statements that collectively comprise the District's basic financial statements. The Schedule of Expenditures of Federal Awards as required by Title 2 U.S. Code of Federal Regulations (CFR) Part 200, Uniform Administrative Requirements, Cost Principles, and Audit Requirements for Federal Awards is presented for purposes of additional analysis and is not a required part of the basic financial statements.

Such information is the responsibility of management and was derived from and relates directly to the underlying accounting and other records used to prepare the basic financial statements. The information has been subjected to the auditing procedures applied in the audit of the basic financial statements and certain additional procedures, including comparing and reconciling such information directly to the underlying accounting and other records used to prepare the basic financial statements or to the basic financial statements themselves, and other additional procedures in accordance with auditing standards generally accepted in the United States of America. In our opinion, the Schedule of Expenditures of Federal Awards is fairly stated, in all material respects, in relation to the basic financial statements as a whole.

**Other Reporting Required by *Government Auditing Standards***

In accordance with *Government Auditing Standards*, we have also issued our report dated February 9, 2023, on our consideration of the District's internal control over financial reporting and our tests of its compliance with certain provisions of laws, regulations, contracts and grant agreements and other matters. The purpose of that report is solely to describe the scope of our testing of internal control over financial reporting and compliance and the results of that testing, and not to provide an opinion on the effectiveness of the District's internal control over financial reporting or on compliance. That report is an integral part of an audit performed in accordance with *Government Auditing Standards* in considering the District's internal control over financial reporting and compliance.



Keith Faber  
Auditor of State  
Columbus, Ohio

February 9, 2023

**This page intentionally left blank.**



**WEST CARROLLTON CITY SCHOOL DISTRICT  
MONTGOMERY COUNTY, OHIO**

**MANAGEMENT'S DISCUSSION AND ANALYSIS  
FOR THE FISCAL YEAR ENDED JUNE 30, 2022**

The discussion and analysis of the West Carrollton City School District's (the "District") financial performance provides an overall review of the District's financial activities for the fiscal year ended June 30, 2022. The intent of this discussion and analysis is to look at the District's financial performance as a whole; readers should also review notes to the basic financial statements and financial statements to enhance their understanding of the District's financial performance.

**Financial Highlights**

Key financial highlights for fiscal year 2022 are as follows:

- Net position of governmental activities increased \$8,874,538 during the year.
- General revenues accounted for \$44,141,636 in revenue or 74.20% of all revenues. Program specific revenues in the form of charges for services and sales, grants and contributions accounted for \$15,348,595 or 25.80% of total revenues of \$59,490,231.
- The District had \$50,615,693 in expenses related to governmental activities; only \$15,348,595 of these expenses was offset by program specific charges for services, grants or contributions. General revenues supporting governmental activities (primarily taxes and unrestricted grants and entitlements) of \$44,141,636 were adequate to provide for these programs.
- The District's major governmental funds are the general fund and building fund. The general fund had \$46,183,385 in revenues and \$42,768,964 in expenditures. During fiscal year 2022, the general fund's fund balance increased from \$14,520,836 to \$17,935,257.
- The building fund had \$6,915 in revenues and \$29,175,974 in expenditures. During fiscal year 2022, the building fund's fund balance decreased from \$31,117,296 to \$1,948,237.

**Using these Basic Financial Statements**

This annual report consists of a series of financial statements and notes to those statements. These statements are organized so the reader can understand the District as a financial whole, an entire operating entity. The statements then proceed to provide an increasingly detailed look at specific financial activities.

The *statement of net position* and *statement of activities* provide information about the activities of the whole District, presenting both an aggregate view of the District's finances and a longer-term view of those finances. Fund financial statements provide the next level of detail. For governmental funds, these statements tell how services were financed in the short-term as well as what remains for future spending. The fund financial statements also look at the District's most significant funds with all other nonmajor funds presented in total in one column. In the case of the District, the general fund and building fund are reported as major funds.

**Reporting the District as a Whole**

***Statement of Net Position and the Statement of Activities***

While this document contains the large number of funds used by the District to provide programs and activities, the view of the District as a whole looks at all financial transactions and asks the question, "How did we do financially during 2022?" The statement of net position and the statement of activities answer this question. These statements include *all assets, deferred outflows of resources, liabilities, deferred inflows of resources, revenues and expenses* using the *accrual basis of accounting* similar to the accounting used by most private-sector companies. This basis of accounting will take into account all of the current year's revenues and expenses regardless of when cash is received or paid.

**WEST CARROLLTON CITY SCHOOL DISTRICT  
MONTGOMERY COUNTY, OHIO**

**MANAGEMENT'S DISCUSSION AND ANALYSIS  
FOR THE FISCAL YEAR ENDED JUNE 30, 2022**

These two statements report the District's *net position* and changes in that position. This change in net position is important because it tells the reader that, for the District as a whole, the *financial position* of the District has improved or diminished. The causes of this change may be the result of many factors, some financial, some not. Non-financial factors include the District's property tax base, current property tax laws in Ohio restricting revenue growth, facility conditions, required educational programs and other factors.

In the statement of net position and the statement of activities, the governmental activities include the District's programs and services, including instruction, support services, operation and maintenance of plant, pupil transportation, extracurricular activities, and food service operations.

**Reporting the District's Most Significant Funds**

***Fund Financial Statements***

The analysis of the District's major governmental fund begins on page 12. Fund financial reports provide detailed information about the District's major funds. The District uses many funds to account for a multitude of financial transactions. However, these fund financial statements focus on the District's most significant funds. The District's major governmental funds are the general fund and building fund.

***Governmental Funds***

Most of the District's activities are reported in governmental funds, which focus on how money flows into and out of those funds and the balances left at year-end available for spending in future periods. These funds are reported using an accounting method called *modified accrual* accounting, which measures cash and all other *financial assets* that can readily be converted to cash. The governmental fund financial statements provide a detailed *short-term* view of the District's general government operations and the basic services it provides. Governmental fund information helps you determine whether there are more or fewer financial resources that can be spent in the near future to finance educational programs. The relationship (or differences) between governmental *activities* (reported in the statement of net position and the statement of activities) and governmental *funds* is reconciled in the basic financial statements.

***Notes to the Basic Financial Statements***

The notes provide additional information that is essential to a full understanding of the data provided in the government-wide and fund financial statements.

***Required Supplementary Information***

The required supplementary information provides detailed information regarding the District's proportionate share of the net pension liability and the net OPEB liability/asset of the retirement systems. It also includes a ten year schedule of the District's contributions to the retirement systems to fund pension and OPEB obligations.

**The District as a Whole**

The statement of net position provides the perspective of the District as a whole. The table on the following page provides a summary of the District's net position at June 30, 2022 and June 30, 2021.

**WEST CARROLLTON CITY SCHOOL DISTRICT  
MONTGOMERY COUNTY, OHIO**

MANAGEMENT'S DISCUSSION AND ANALYSIS  
FOR THE FISCAL YEAR ENDED JUNE 30, 2022

	<b>Net Position</b>	
	Governmental Activities	Governmental Activities
	<u>2022</u>	<u>2021</u>
<b><u>Assets</u></b>		
Current and other assets	\$ 57,098,962	\$ 82,066,151
Capital assets, net	<u>53,190,520</u>	<u>25,601,634</u>
Total assets	<u>110,289,482</u>	<u>107,667,785</u>
<b><u>Deferred Outflows of Resources</u></b>		
Pension	11,437,481	9,030,578
OPEB	<u>1,165,115</u>	<u>1,328,968</u>
Total deferred outflows of resources	<u>12,602,596</u>	<u>10,359,546</u>
<b><u>Liabilities</u></b>		
Current liabilities	8,695,671	7,557,929
Long-term liabilities:		
Due within one year	1,284,183	2,155,790
Due in more than one year:		
Net pension liability	28,603,953	52,810,690
Net OPEB liability	3,743,947	4,266,700
Other amounts	<u>44,905,128</u>	<u>45,760,279</u>
Total liabilities	<u>87,232,882</u>	<u>112,551,388</u>
<b><u>Deferred Inflows of Resources</u></b>		
Property taxes and PILOTs levied for next year	20,629,504	20,714,924
Pension	23,823,898	2,895,460
OPEB	<u>6,503,964</u>	<u>6,037,367</u>
Total deferred inflows of resources	<u>50,957,366</u>	<u>29,647,751</u>
<b><u>Net Position</u></b>		
Net investment in capital assets	13,293,848	13,089,044
Restricted	3,980,105	4,404,352
Unrestricted (deficit)	<u>(32,572,123)</u>	<u>(41,666,104)</u>
Total net position (deficit)	<u>\$ (15,298,170)</u>	<u>\$ (24,172,708)</u>

The net pension liability is reported pursuant to Governmental Accounting Standards Board (GASB) Statement 68, "Accounting and Financial Reporting for Pensions—an Amendment of GASB Statement 27." The net other postemployment benefits (OPEB) liability/asset is reported pursuant to GASB Statement 75, "Accounting and Financial Reporting for Postemployment Benefits Other Than Pensions." For reasons discussed below, many end users of this financial statement will gain a clearer understanding of the District's actual financial condition by adding deferred inflows related to pension and OPEB, the net pension liability, and the net OPEB liability to the reported net position and subtracting deferred outflows related to pension and OPEB and the net OPEB asset.

Governmental Accounting Standards Board standards are national and apply to all government financial reports prepared in accordance with generally accepted accounting principles. Prior accounting for pensions (GASB 27) and postemployment benefits (GASB 45) focused on a funding approach. This approach limited pension and OPEB costs to contributions annually required by law, which may or may not be sufficient to fully fund each plan's *net pension liability* or *net OPEB liability*. GASB 68 and GASB 75 take an earnings approach to pension and OPEB accounting; however, the nature of Ohio's statewide pension/OPEB plans and state law governing those systems requires additional explanation in order to properly understand the information presented in these statements.

**WEST CARROLLTON CITY SCHOOL DISTRICT  
MONTGOMERY COUNTY, OHIO**

**MANAGEMENT'S DISCUSSION AND ANALYSIS  
FOR THE FISCAL YEAR ENDED JUNE 30, 2022**

GASB 68 and GASB 75 require the net pension liability and the net OPEB liability to equal the District's proportionate share of each plan's collective:

1. Present value of estimated future pension/OPEB benefits attributable to active and inactive employees' past service.
2. Minus plan assets available to pay these benefits.

GASB notes that pension and OPEB obligations, whether funded or unfunded, are part of the "employment exchange" – that is, the employee is trading his or her labor in exchange for wages, benefits, and the promise of a future pension and other postemployment benefits. GASB noted that the unfunded portion of this promise is a present obligation of the government, part of a bargained-for benefit to the employee, and should accordingly be reported by the government as a liability since they received the benefit of the exchange. However, the District is not responsible for certain key factors affecting the balance of these liabilities. In Ohio, the employee shares the obligation of funding pension benefits with the employer. Both employer and employee contribution rates are capped by State statute. A change in these caps requires action of both Houses of the General Assembly and approval of the Governor. Benefit provisions are also determined by State statute. The Ohio Revised Code permits, but does not require, the retirement systems to provide healthcare to eligible benefit recipients. The retirement systems may allocate a portion of the employer contributions to provide for these OPEB benefits.

The employee enters the employment exchange with the knowledge that the employer's promise is limited not by contract but by law. The employer enters the exchange also knowing that there is a specific, legal limit to its contribution to the retirement system. In Ohio, there is no legal means to enforce the unfunded liability of the pension/OPEB plan *as against the public employer*. State law operates to mitigate/lessen the moral obligation of the public employer to the employee, because all parties enter the employment exchange with notice as to the law. The retirement system is responsible for the administration of the pension and OPEB plans.

Most long-term liabilities have set repayment schedules or, in the case of compensated absences (i.e. sick and vacation leave), are satisfied through paid time-off or termination payments. There is no repayment schedule for the net pension liability or the net OPEB liability. As explained above, changes in benefits, contribution rates, and return on investments affect the balance of these liabilities but are outside the control of the local government. In the event that contributions, investment returns, and other changes are insufficient to keep up with required payments, State statute does not assign/identify the responsible party for the unfunded portion. Due to the unique nature of how the net pension liability and the net OPEB liability are satisfied, these liabilities are separately identified within the long-term liability section of the statement of net position.

In accordance with GASB 68 and GASB 75, the District's statements prepared on an accrual basis of accounting include an annual pension expense and an annual OPEB expense for their proportionate share of each plan's *change* in net pension liability and net OPEB liability, respectively, not accounted for as deferred inflows/outflows.

Over time, net position can serve as a useful indicator of a government's financial position. At June 30, 2022, the District's liabilities plus deferred inflows exceeded assets plus deferred outflows by \$15,298,170.

As the preceding table illustrates, some of the more significant changes in net position were related to the District's net pension liability and net OPEB liability/asset, and the related deferred inflows/outflows of resources. See Notes 11 and 12 in the notes to the basic financial statements for additional information regarding these components of net position. These factors are outside the control of the District. The District contributes its statutorily required contributions to the pension systems; however, it is the pension systems that collect, hold and distribute pensions to retirees, not the District.

Other significant changes are related to the District's ongoing facilities improvement projects. Current assets are decreasing, and capital assets increasing, as the District spends cash received from its bond proceeds on the improvement projects. In addition, any amounts owed to contractors for work done by fiscal year-end are reported as a current liability.

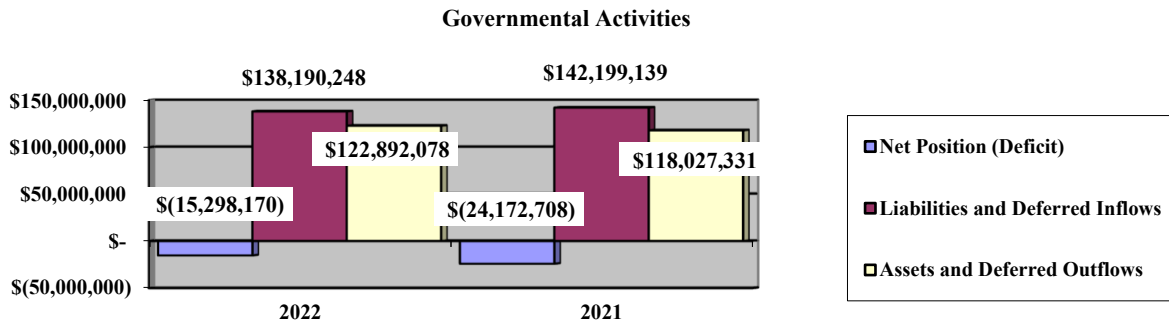
**WEST CARROLLTON CITY SCHOOL DISTRICT  
MONTGOMERY COUNTY, OHIO**

**MANAGEMENT'S DISCUSSION AND ANALYSIS  
FOR THE FISCAL YEAR ENDED JUNE 30, 2022**

At year-end, capital assets represented 48.23% of total assets. Capital assets include land, construction in progress, land improvements, buildings and improvements, furniture and equipment, vehicles, and intangible right to use assets for leased equipment. The net investment in capital assets at June 30, 2022 was \$13,293,848. These capital assets are used to provide services to the students and are not available for future spending. Although the District's investment in capital assets is reported net of related debt, it should be noted that the resources to repay the debt must be provided from other sources, since capital assets may not be used to liquidate these liabilities.

A portion of the District's net position, \$3,980,105, represents resources that are subject to external restriction on how they may be used. The remaining balance of unrestricted net position is a deficit of \$32,572,123.

The graph below illustrates the District's governmental activities assets and deferred outflows, liabilities and deferred inflows, and net position at June 30, 2022 and June 30, 2021.



The following table shows the change in net position for fiscal years 2022 and 2021.

**Change in Net Position**

	Governmental Activities <u>2022</u>	Governmental Activities <u>2021</u>
<b><u>Revenues</u></b>		
Program revenues:		
Charges for services and sales	\$ 1,335,251	\$ 1,931,954
Operating grants and contributions	13,780,134	9,736,636
Capital grants and contributions	233,210	-
General revenues:		
Property taxes	23,590,643	22,936,114
Payments in lieu of taxes	153,886	97,583
Grants and entitlements	20,733,562	20,860,823
Investment earnings	(404,154)	151,880
Miscellaneous	67,699	445,033
Total revenues	<u>59,490,231</u>	<u>56,160,023</u>

-Continued

**WEST CARROLLTON CITY SCHOOL DISTRICT  
MONTGOMERY COUNTY, OHIO**

MANAGEMENT'S DISCUSSION AND ANALYSIS  
FOR THE FISCAL YEAR ENDED JUNE 30, 2022

**Change in Net Position (Continued)**

	Governmental Activities <u>2022</u>	Governmental Activities <u>2021</u>
<b><u>Expenses</u></b>		
Program expenses:		
Instruction:		
Regular	\$ 17,366,684	\$ 18,833,889
Special	10,395,004	10,150,370
Vocational	73,917	106,190
Other	1,911,785	3,693,329
Support services:		
Pupil	3,510,696	3,757,806
Instructional staff	1,880,407	1,830,996
Board of education	26,914	28,180
Administration	3,080,118	3,126,929
Fiscal	962,618	825,801
Business	538,886	529,789
Operations and maintenance	3,328,084	3,299,332
Pupil transportation	3,045,243	2,487,789
Central	132,703	144,401
Operation of non-instructional services:		
Food service operations	1,891,126	1,434,285
Other non-instructional services	6,180	13,444
Extracurricular activities	1,192,960	1,043,781
Interest and fiscal charges	<u>1,272,368</u>	<u>1,330,449</u>
Total expenses	<u>50,615,693</u>	<u>52,636,760</u>
Change in net position	8,874,538	3,523,263
Net position (deficit) at beginning of year	<u>(24,172,708)</u>	<u>(27,695,971)</u>
Net position (deficit) at end of year	<u>\$ (15,298,170)</u>	<u>\$ (24,172,708)</u>

**Governmental Activities**

Net position of the District's governmental activities increased \$8,874,538. Total governmental expenses of \$50,615,693 were offset by program revenues of \$15,348,595 and general revenues of \$44,141,636. Program revenues supported 30.32% of the total governmental expenses.

Total revenues for fiscal year 2022 were \$3,330,208 or 5.93% higher than the prior year, mostly due to an increase in operating grants and contributions. This is reflective of additional Federal grant money that was available as a result of the COVID-19 pandemic. Capital grants and contributions for fiscal year 2022 include a grant used to purchase school buses.

Expenses of the governmental activities decreased \$2,021,067 or 3.84%. This is primarily a factor of a decrease in expenses incurred at the pension system level for the State Teachers Retirement System (STRS) and the School Employees Retirement System (SERS) due to an increase in net investment income on investments compared to previous years. This in turn led to a decrease in pension expense for the District.

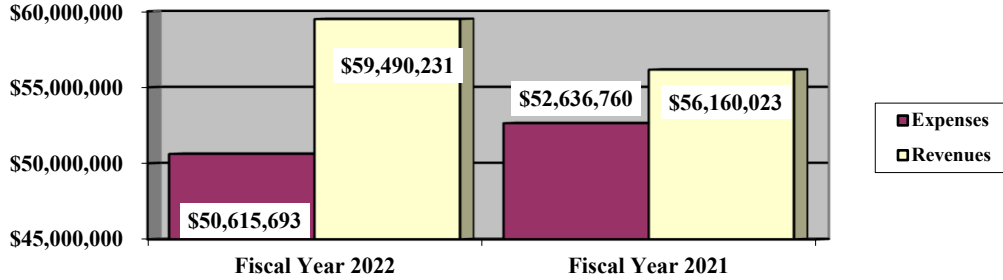
The largest expense of the District is for instructional programs. Instruction expenses totaled \$29,747,390 or 58.77% of total governmental expenses for fiscal year 2022.

**WEST CARROLLTON CITY SCHOOL DISTRICT  
MONTGOMERY COUNTY, OHIO**

MANAGEMENT'S DISCUSSION AND ANALYSIS  
FOR THE FISCAL YEAR ENDED JUNE 30, 2022

The graph below presents the governmental activities revenues and expenses for fiscal year 2022 and 2021.

**Governmental Activities - Revenues and Expenses**



The statement of activities shows the cost of program services and the charges for services and grants offsetting those services. The following table shows, for governmental activities, the total cost of services and the net cost of services. That is, it identifies the cost of these services supported by tax revenue and unrestricted State grants and entitlements.

**Governmental Activities**

	Total Cost of Services <u>2022</u>	Net Cost of Services <u>2022</u>	Total Cost of Services <u>2021</u>	Net Cost of Services <u>2021</u>
<b>Program expenses</b>				
Instruction:				
Regular	\$ 17,366,684	\$ 13,345,633	\$ 18,833,889	\$ 15,529,223
Special	10,395,004	4,429,590	10,150,370	4,825,437
Vocational	73,917	11,422	106,190	(5,628)
Other	1,911,785	1,646,649	3,693,329	3,508,234
Support services:				
Pupil	3,510,696	2,205,909	3,757,806	2,490,178
Instructional staff	1,880,407	1,409,008	1,830,996	1,662,231
Board of education	26,914	26,914	28,180	28,180
Administration	3,080,118	3,080,118	3,126,929	3,126,929
Fiscal	962,618	962,618	825,801	825,801
Business	538,886	538,886	529,789	529,789
Operations and maintenance	3,328,084	3,215,087	3,299,332	3,173,117
Pupil transportation	3,045,243	2,350,406	2,487,789	2,335,980
Central	132,703	130,509	144,401	143,926
Operation of non-instructional services:				
Food service operations	1,891,126	(408,189)	1,434,285	521,984
Other non-instructional services	6,180	5,762	13,444	(1,469)
Extracurricular activities	1,192,960	1,044,408	1,043,781	943,809
Interest and fiscal charges	<u>1,272,368</u>	<u>1,272,368</u>	<u>1,330,449</u>	<u>1,330,449</u>
<b>Total expenses</b>	<u>\$ 50,615,693</u>	<u>\$ 35,267,098</u>	<u>\$ 52,636,760</u>	<u>\$ 40,968,170</u>

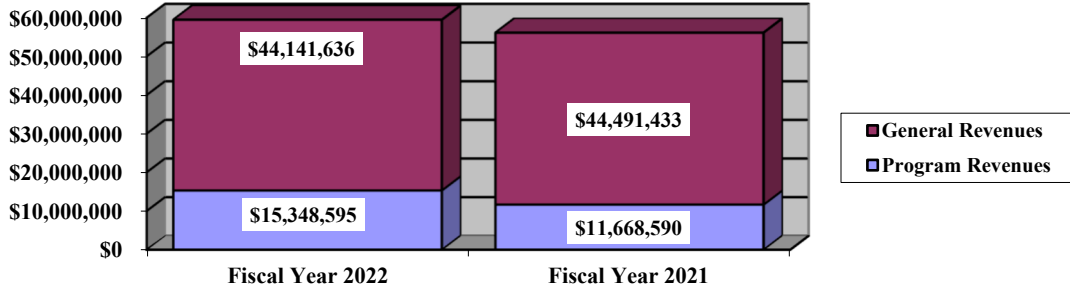
The dependence upon tax and other general revenues for governmental activities is apparent, as 65.33% of instruction activities are supported through taxes, grants and entitlements and other general revenues. For all governmental activities, general revenue support is 69.68%. Property taxes and unrestricted grants and entitlements from the State are by far the primary support for the District's students.

**WEST CARROLLTON CITY SCHOOL DISTRICT  
MONTGOMERY COUNTY, OHIO**

MANAGEMENT'S DISCUSSION AND ANALYSIS  
FOR THE FISCAL YEAR ENDED JUNE 30, 2022

The following graph presents the District's governmental activities revenues for fiscal year 2022 and 2021.

**Governmental Activities - General and Program Revenues**



**The District's Funds**

The District's governmental funds reported a combined fund balance of \$23,055,219, which is a decrease of \$26,268,550 compared to the prior year's balances. The schedule below indicates the fund balance and the total change in fund balance as of June 30, 2022 and 2021.

	Fund Balance June 30, 2022	Fund Balance June 30, 2021	Change	Percentage Change
General	\$ 17,935,257	\$ 14,520,836	\$ 3,414,421	23.51 %
Building	1,948,237	31,117,296	(29,169,059)	(93.74) %
Other Governmental	3,171,725	3,685,637	(513,912)	(13.94) %
<b>Total</b>	<b>\$ 23,055,219</b>	<b>\$ 49,323,769</b>	<b>\$ (26,268,550)</b>	<b>(53.26) %</b>

**General Fund**

The table that follows assists in illustrating the revenues of the general fund.

	2022 Amount	2021 Amount	Increase (Decrease)	Percentage Change
<b>Revenues</b>				
Property taxes	\$ 20,923,695	\$ 19,560,313	\$ 1,363,382	6.97 %
Payment in lieu of taxes	153,886	97,583	56,303	57.70 %
Tuition	1,050,153	1,795,920	(745,767)	(41.53) %
Earnings on investments	(384,329)	39,256	(423,585)	(1,079.03) %
Intergovernmental	24,234,494	23,551,277	683,217	2.90 %
Other revenues	205,486	451,793	(246,307)	(54.52) %
<b>Total</b>	<b>\$ 46,183,385</b>	<b>\$ 45,496,142</b>	<b>\$ 687,243</b>	<b>1.51 %</b>

Overall, general fund revenues were comparable to the prior year, but there were some notable increases and decreases. The increase in property taxes revenue is primarily due to fluctuations in the amount of property taxes available for advance at fiscal year-end from the County Auditor. This is recorded as revenue in the current fiscal year and can vary from year to year depending upon when the County Auditor distributes and receives the tax bills. Intergovernmental revenues also increased due to a change in the foundation funding model. The most significant decrease was earnings on investments which resulted from a decline in fair value for the District's investments and resulted in negative revenue since earnings on investments are reported net of changes in fair value.



**WEST CARROLLTON CITY SCHOOL DISTRICT  
MONTGOMERY COUNTY, OHIO**

**MANAGEMENT'S DISCUSSION AND ANALYSIS  
FOR THE FISCAL YEAR ENDED JUNE 30, 2022**

The table that follows assists in illustrating the expenditures of the general fund.

<u>Expenditures</u>	<u>2022 Amount</u>	<u>2021 Amount</u>	<u>Increase (Decrease)</u>	<u>Percentage Change</u>
Instruction	\$ 25,879,626	\$ 27,124,650	\$ (1,245,024)	(4.59) %
Support services	15,992,172	13,823,858	2,168,314	15.69 %
Other non-instructional services	7,526	5,227	2,299	43.98 %
Extracurricular activities	668,595	645,592	23,003	3.56 %
Debt service	<u>221,045</u>	<u>173,075</u>	<u>47,970</u>	27.72 %
Total	<u>\$ 42,768,964</u>	<u>\$ 41,772,402</u>	<u>\$ 996,562</u>	2.39 %

A change in the foundation funding model for fiscal year 2022 resulted in decreased instruction expenditures. Other general fund expenditures increased, most notably expenditures for pupil support, administration, operations and maintenance, and pupil transportation. Debt service expenditures for the general fund consist of principal and interest payments on leases.

***Building Fund***

The District established the building fund in fiscal year 2021 by issuing bonds and notes to finance facilities construction and improvement projects throughout the District. This fund had \$6,915 in revenues and \$29,175,974 in expenditures. During fiscal year 2022, the building fund's fund balance decreased from \$31,117,296 to \$1,948,237 as the District continues to spend the bond proceeds on the improvement projects.

***General Fund Budgeting Highlights***

The District's budget is prepared according to Ohio law and is based on accounting for certain transactions on a basis of cash receipts, disbursements and encumbrances. The most significant budgeted fund is the general fund.

During the course of fiscal year 2022, the District amended its general fund as needed. For the general fund, original budgeted revenues and other financing sources of \$44,910,000 were decreased to \$44,152,000 in the final budget. Actual revenues and other financing sources for fiscal year 2022 were \$46,326,952 or \$2,174,952 (4.93%) more than the final budget. This variance is primarily due to an increase in property tax collections.

General fund original appropriations (appropriated expenditures plus other financing uses) of \$44,590,930 were increased slightly to \$45,672,962 in the final budget. The actual budget basis expenditures and other financing uses for fiscal year 2022 were \$45,011,426 or \$661,536 (1.45%) less than the final budget.

**Capital Assets and Debt Administration**

***Capital Assets***

At the end of fiscal year 2022, the District had \$53,190,520 invested in land, construction in progress, land improvements, buildings and improvements, furniture and equipment, vehicles, and intangible right to use assets for leased equipment (net of accumulated depreciation/amortization). This entire amount is reported in governmental activities.

**WEST CARROLLTON CITY SCHOOL DISTRICT  
MONTGOMERY COUNTY, OHIO**

**MANAGEMENT'S DISCUSSION AND ANALYSIS  
FOR THE FISCAL YEAR ENDED JUNE 30, 2022**

The following table shows June 30, 2022 balances compared to June 30, 2021:

**Capital Assets at June 30  
(Net of Depreciation/Amortization)**

	Governmental Activities	
	2022	2021
Land	\$ 572,938	\$ 572,938
Construction in progress	43,489,824	13,952,561
Land improvements	708,718	859,106
Building and improvements	6,078,197	7,831,672
Furniture and equipment	1,249,254	1,459,321
Vehicles	899,253	682,411
Intangible right to use - leased equipment	192,336	243,625
Total	\$ 53,190,520	\$ 25,601,634

The overall increase in capital assets is due to capital outlays of \$30,195,198 exceeding depreciation expense of \$1,465,829 and net disposals of \$1,140,483 during the fiscal year. Most of the assets additions during the year were related to the District's ongoing construction project, which is nearly completed at year-end. The District disposed of two old school buildings and most of their contents near the end of the year as they plan to move in to the new buildings in the next school year. See Note 7 in the notes to the basic financial statements for more detail on the District's capital assets.

***Debt Administration***

At June 30, 2022 and June 30, 2021, the District had \$41,304,912 and \$43,143,625, respectively, in general obligation bonds and leases outstanding. At June 30, 2022, \$884,652 is due within one year and \$40,420,260 is due in more than one year. See Note 8 in the notes to the basic financial statements for more detail.

**Current Financial Related Activities**

The challenge for all school districts is to provide a quality education to students while staying within the restrictions imposed by limited, and in some cases, shrinking, funding. Our reliance on local real estate taxes continues to increase, as the state legislature continues its attempt to develop an improved school funding formula.

District voters approved an additional 5.6 mill property tax levy at the November 2019 election to approve the issuance of bonds for school building improvements. In cooperation with the Ohio School Facilities Commission (OFCC) the bond issuance will fund the construction of new school buildings throughout the entire District, with OFCC paying approximately 81% of the co-funded projects. The two new buildings (grades Pre-K - 1 and 5 - 6) from Phase I were opened in August 2022. On July 7, 2022, the OFCC approved funding for Phase II to build a new elementary school for grades 2-4 and a new middle/high school for grades 7-12.

**Contacting the District's Financial Management**

This financial report is designed to provide our citizens, taxpayers, investors and creditors with a general overview of the District's finances and to show the District's accountability for the money it receives. If you have questions about this report or need additional financial information contact Mr. Ryan Slone, Treasurer, West Carrollton City School District, 430 E. Pease Ave., West Carrollton, Ohio 45449.

**WEST CARROLLTON CITY SCHOOL DISTRICT  
MONTGOMERY COUNTY, OHIO**

STATEMENT OF NET POSITION  
JUNE 30, 2022

	<b>Governmental Activities</b>
<b>Assets:</b>	
Equity in pooled cash and investments	\$ 29,132,662
Receivables:	
Property taxes	22,855,773
Payment in lieu of taxes	165,000
Accounts	12,127
Accrued interest	21,488
Intergovernmental	787,713
Prepayments	535,602
Materials and supplies inventory	26,485
Inventory held for resale	10,555
Net OPEB asset	3,551,557
Capital assets:	
Not being depreciated/amortized	44,062,824
Being depreciated/amortized	9,127,696
Capital assets, net	53,190,520
Total assets	110,289,482
<b>Deferred outflows of resources:</b>	
Pension	11,437,481
OPEB	1,165,115
Total deferred outflows of resources	12,602,596
<b>Liabilities:</b>	
Accounts payable	107,115
Contracts payable	3,227,884
Retainage payable	801,570
Accrued wages and benefits payable	3,573,034
Intergovernmental payable	75,822
Pension obligation payable	797,810
Accrued interest payable	112,436
Long-term liabilities:	
Due within one year	1,284,183
Due in more than one year:	
Net pension liability	28,603,953
Net OPEB liability	3,743,947
Other amounts due in more than one year	44,905,128
Total liabilities	87,232,882
<b>Deferred inflows of resources:</b>	
Property taxes levied for the next fiscal year	20,464,504
Payment in lieu of taxes levied for the next fiscal year	165,000
Pension	23,823,898
OPEB	6,503,964
Total deferred inflows of resources	50,957,366
<b>Net position:</b>	
Net investment in capital assets	13,293,848
Restricted for:	
Capital projects	1,256,168
Permanent fund - expendable	5,781
Permanent fund - nonexpendable	60,000
Debt service	1,516,103
State funded programs	1,714
Federally funded programs	16,772
Food service operations	991,749
Extracurricular activities	101,718
Other purposes	30,100
Unrestricted (deficit)	(32,572,123)
Total net position (deficit)	\$ (15,298,170)

SEE ACCOMPANYING NOTES TO THE BASIC FINANCIAL STATEMENTS

**WEST CARROLLTON CITY SCHOOL DISTRICT  
MONTGOMERY COUNTY, OHIO**

STATEMENT OF ACTIVITIES  
FOR THE FISCAL YEAR ENDED JUNE 30, 2022

	<b>Expenses</b>	<b>Charges for Services and Sales</b>	<b>Program Revenues Operating Grants and Contributions</b>	<b>Capital Grants and Contributions</b>	<b>Net (Expense) Revenue and Changes in Net Position Governmental Activities</b>
<b>Governmental activities:</b>					
Instruction:					
Regular	\$ 17,366,684	\$ 570,122	\$ 3,450,929	\$ -	\$ (13,345,633)
Special	10,395,004	519,071	5,446,343	-	(4,429,590)
Vocational	73,917	-	62,495	-	(11,422)
Other	1,911,785	-	265,136	-	(1,646,649)
Support services:					
Pupil	3,510,696	4,275	1,300,512	-	(2,205,909)
Instructional staff	1,880,407	399	471,000	-	(1,409,008)
Board of education	26,914	-	-	-	(26,914)
Administration	3,080,118	-	-	-	(3,080,118)
Fiscal	962,618	-	-	-	(962,618)
Business	538,886	-	-	-	(538,886)
Operations and maintenance	3,328,084	16,849	96,148	-	(3,215,087)
Pupil transportation	3,045,243	14,493	452,234	228,110	(2,350,406)
Central	132,703	2,194	-	-	(130,509)
Operation of non-instructional services:					
Food service operations	1,891,126	66,210	2,233,105	-	408,189
Other non-instructional services	6,180	283	135	-	(5,762)
Extracurricular activities	1,192,960	141,355	2,097	5,100	(1,044,408)
Interest and fiscal charges	1,272,368	-	-	-	(1,272,368)
<b>Totals</b>	<b>\$ 50,615,693</b>	<b>\$ 1,335,251</b>	<b>\$ 13,780,134</b>	<b>\$ 233,210</b>	<b>(35,267,098)</b>
<b>General revenues:</b>					
Property taxes levied for:					
General purposes					20,540,881
Debt service					2,244,842
Capital outlay					804,920
Payments in lieu of taxes					153,886
Grants and entitlements not restricted					
to specific programs					20,733,562
Investment earnings					(404,154)
Miscellaneous					67,699
Total general revenues					44,141,636
Change in net position					8,874,538
<b>Net position (deficit) at beginning of year</b>					<b>(24,172,708)</b>
<b>Net position (deficit) at end of year</b>					<b>\$ (15,298,170)</b>

SEE ACCOMPANYING NOTES TO THE BASIC FINANCIAL STATEMENTS

**WEST CARROLLTON CITY SCHOOL DISTRICT  
MONTGOMERY COUNTY, OHIO**

BALANCE SHEET  
GOVERNMENTAL FUNDS  
JUNE 30, 2022

	<u>General</u>	<u>Building</u>	<u>Nonmajor Governmental Funds</u>	<u>Total Governmental Funds</u>
<b>Assets:</b>				
Equity in pooled cash and investments	\$ 19,629,015	\$ 5,930,435	\$ 3,573,212	\$ 29,132,662
Receivables:				
Property taxes	19,964,498	-	2,891,275	22,855,773
Payment in lieu of taxes	165,000	-	-	165,000
Accounts	11,377	-	750	12,127
Accrued interest	19,819	1,669	-	21,488
Intergovernmental	26,890	-	760,823	787,713
Prepayments	517,381	-	18,221	535,602
Materials and supplies inventory	-	-	26,485	26,485
Inventory held for resale	-	-	10,555	10,555
Due from other funds	167,200	-	-	167,200
Total assets	<u>\$ 40,501,180</u>	<u>\$ 5,932,104</u>	<u>\$ 7,281,321</u>	<u>\$ 53,714,605</u>
<b>Liabilities:</b>				
Accounts payable	\$ 93,409	\$ -	\$ 13,706	\$ 107,115
Contracts payable	-	3,181,060	46,824	3,227,884
Retainage payable	-	801,570	-	801,570
Accrued wages and benefits payable	2,777,164	-	795,870	3,573,034
Compensated absences payable	129,459	-	-	129,459
Intergovernmental payable	65,768	-	10,054	75,822
Pension obligation payable	649,523	-	148,287	797,810
Due to other funds	-	-	167,200	167,200
Total liabilities	<u>3,715,323</u>	<u>3,982,630</u>	<u>1,181,941</u>	<u>8,879,894</u>
<b>Deferred inflows of resources:</b>				
Property taxes levied for the next fiscal year	17,839,457	-	2,625,047	20,464,504
Payment in lieu of taxes levied for the next fiscal year	165,000	-	-	165,000
Delinquent property tax revenue not available	821,420	-	118,057	939,477
Intergovernmental revenue not available	-	-	184,551	184,551
Accrued interest not available	11,772	1,237	-	13,009
Miscellaneous revenue not available	12,951	-	-	12,951
Total deferred inflows of resources	<u>18,850,600</u>	<u>1,237</u>	<u>2,927,655</u>	<u>21,779,492</u>
<b>Fund balances:</b>				
Nonspendable:				
Materials and supplies inventory	-	-	26,485	26,485
Prepayments	517,381	-	18,221	535,602
Permanent fund	-	-	60,000	60,000
Restricted:				
Debt service	-	-	1,542,540	1,542,540
Capital improvements	-	1,948,237	680,508	2,628,745
Food service operations	-	-	1,027,426	1,027,426
Extracurricular activities	-	-	101,718	101,718
Other purposes	-	-	35,881	35,881
Assigned:				
Student instruction	117,125	-	-	117,125
Student and staff support	998,988	-	-	998,988
Extracurricular activities	549	-	-	549
School supplies	113,157	-	-	113,157
Unassigned (deficit)	16,188,057	-	(321,054)	15,867,003
Total fund balances	<u>17,935,257</u>	<u>1,948,237</u>	<u>3,171,725</u>	<u>23,055,219</u>
Total liabilities, deferred inflows and fund balances	<u>\$ 40,501,180</u>	<u>\$ 5,932,104</u>	<u>\$ 7,281,321</u>	<u>\$ 53,714,605</u>

SEE ACCOMPANYING NOTES TO THE BASIC FINANCIAL STATEMENTS

**WEST CARROLLTON CITY SCHOOL DISTRICT  
MONTGOMERY COUNTY, OHIO**

RECONCILIATION OF TOTAL GOVERNMENTAL FUND BALANCES TO  
NET POSITION OF GOVERNMENTAL ACTIVITIES  
JUNE 30, 2022

<b>Total governmental fund balances</b>		\$	23,055,219
<i>Amounts reported for governmental activities on the statement of net position are different because:</i>			
Capital assets used in governmental activities are not financial resources and therefore are not reported in the funds.			53,190,520
Other long-term assets are not available to pay for current-period expenditures and therefore are deferred inflows in the funds.			
Property taxes receivable	\$	939,477	
Accounts receivable		12,951	
Accrued interest receivable		13,009	
Intergovernmental receivable		184,551	
Total		184,551	1,149,988
Unamortized premiums on bonds issued are not recognized in the funds.			(2,595,594)
Accrued interest payable is not due and payable in the current period and therefore is not reported in the funds.			(112,436)
The net pension/OPEB assets & liabilities are not due and payable in the current period; therefore, the assets, liabilities and related deferred inflows/outflows are not reported in governmental funds.			
Deferred outflows - pension		11,437,481	
Deferred inflows - pension		(23,823,898)	
Net pension liability		(28,603,953)	
Deferred outflows - OPEB		1,165,115	
Deferred inflows - OPEB		(6,503,964)	
Net OPEB asset		3,551,557	
Net OPEB liability		(3,743,947)	
Total		(3,743,947)	(46,521,609)
Long-term liabilities, including bonds payable, are not due and payable in the current period and therefore are not reported in the funds.			
General obligation bonds		(41,110,000)	
Compensated absences		(2,159,346)	
Leases payable		(194,912)	
Total		(43,464,258)	(43,464,258)
<b>Net position of governmental activities</b>		\$	(15,298,170)

SEE ACCOMPANYING NOTES TO THE BASIC FINANCIAL STATEMENTS

**WEST CARROLLTON CITY SCHOOL DISTRICT  
MONTGOMERY COUNTY, OHIO**

STATEMENT OF REVENUES, EXPENDITURES AND CHANGES IN FUND BALANCES  
GOVERNMENTAL FUNDS  
FOR THE FISCAL YEAR ENDED JUNE 30, 2022

	<u>General</u>	<u>Building</u>	<u>Nonmajor Governmental Funds</u>	<u>Total Governmental Funds</u>
<b>Revenues:</b>				
Property taxes	\$ 20,923,695	\$ -	\$ 2,974,717	\$ 23,898,412
Intergovernmental	24,234,494	-	10,539,308	34,773,802
Investment earnings	(384,329)	6,915	-	(377,414)
Tuition and fees	1,050,153	-	-	1,050,153
Extracurricular	70,403	-	113,416	183,819
Rental income	16,469	-	-	16,469
Charges for services	-	-	59,659	59,659
Contributions and donations	10,260	-	2,097	12,357
Payment in lieu of taxes	153,886	-	-	153,886
Miscellaneous	108,354	-	22,238	130,592
Total revenues	<u>46,183,385</u>	<u>6,915</u>	<u>13,711,435</u>	<u>59,901,735</u>
<b>Expenditures:</b>				
Current:				
Instruction:				
Regular	15,600,813	-	3,519,155	19,119,968
Special	8,456,239	-	3,129,061	11,585,300
Vocational	83,498	-	-	83,498
Other	1,739,076	-	282,233	2,021,309
Support services:				
Pupil	3,056,986	-	980,128	4,037,114
Instructional staff	1,666,802	-	491,577	2,158,379
Board of education	28,417	-	-	28,417
Administration	3,533,369	-	-	3,533,369
Fiscal	982,421	13,117	49,895	1,045,433
Business	579,976	-	-	579,976
Operations and maintenance	3,425,611	-	100,861	3,526,472
Pupil transportation	2,571,771	-	299,566	2,871,337
Central	146,819	-	-	146,819
Operation of non-instructional services:				
Food service operations	-	-	1,748,734	1,748,734
Other non-instructional services	7,526	-	137	7,663
Extracurricular activities	668,595	-	125,335	793,930
Facilities acquisition and construction	-	29,162,857	512,152	29,675,009
Debt service:				
Principal retirement	188,713	-	1,650,000	1,838,713
Interest and fiscal charges	32,332	-	1,336,513	1,368,845
Total expenditures	<u>42,768,964</u>	<u>29,175,974</u>	<u>14,225,347</u>	<u>86,170,285</u>
Net change in fund balances	3,414,421	(29,169,059)	(513,912)	(26,268,550)
<b>Fund balances at beginning of year</b>	<u>14,520,836</u>	<u>31,117,296</u>	<u>3,685,637</u>	<u>49,323,769</u>
<b>Fund balances at end of year</b>	<u>\$ 17,935,257</u>	<u>\$ 1,948,237</u>	<u>\$ 3,171,725</u>	<u>\$ 23,055,219</u>

SEE ACCOMPANYING NOTES TO THE BASIC FINANCIAL STATEMENTS

**WEST CARROLLTON CITY SCHOOL DISTRICT  
MONTGOMERY COUNTY, OHIO**

RECONCILIATION OF THE STATEMENT OF REVENUES, EXPENDITURES  
AND CHANGES IN FUND BALANCES OF GOVERNMENTAL FUNDS  
TO THE STATEMENT OF ACTIVITIES  
FOR THE FISCAL YEAR ENDED JUNE 30, 2022

<b>Net change in fund balances - total governmental funds</b>	\$	(26,268,550)
<i>Amounts reported for governmental activities in the statement of activities are different because:</i>		
Governmental funds report capital outlays as expenditures. However, in the statement of activities, the cost of those assets is allocated over their estimated useful lives as depreciation/amortization expense.		
Capital asset additions	\$ 30,195,198	
Current year depreciation/amortization	<u>(1,465,829)</u>	
Total		28,729,369
The net effect of various miscellaneous transactions involving capital assets (i.e., sales, disposals, trade-ins, and donations) is to decrease net position.		
		(1,140,483)
Revenues in the statement of activities that do not provide current financial resources are not reported as revenues in the funds.		
Property taxes	(307,769)	
Earnings on investments	(26,740)	
Intergovernmental	(86,553)	
Other revenues	<u>(33,815)</u>	
Total		(454,877)
Repayment of debt principal an expenditure in the governmental funds, but the repayment reduces long-term liabilities on the statement of net position.		
		1,838,713
In the statement of activities, interest is accrued on outstanding bonds, whereas in governmental funds, an interest expenditure is reported when due. The following items resulted in less interest being reported in the statement of activities:		
Decrease in accrued interest payable	5,155	
Amortization of bond premiums	<u>91,322</u>	
Total		96,477
Contractually required contributions are reported as expenditures in governmental funds; however, the statement of net position reports these amounts as deferred outflows.		
Pension	4,195,505	
OPEB	<u>138,519</u>	
Total		4,334,024
Except for amounts reported as deferred inflows/outflows, changes in the net pension/OPEB liability/asset are reported as pension/OPEB expense in the statement of activities.		
Pension	1,489,697	
OPEB	<u>385,966</u>	
Total		1,875,663
Some expenses reported in the statement of activities, such as compensated absences, do not require the use of current financial resources and therefore are not reported as expenditures in governmental funds.		
		<u>(135,798)</u>
<b>Change in net position of governmental activities</b>	<b>\$</b>	<b><u>8,874,538</u></b>

SEE ACCOMPANYING NOTES TO THE BASIC FINANCIAL STATEMENTS



**WEST CARROLLTON CITY SCHOOL DISTRICT  
MONTGOMERY COUNTY, OHIO**

STATEMENT OF REVENUES, EXPENDITURES AND CHANGES IN  
FUND BALANCE - BUDGET AND ACTUAL (NON-GAAP BUDGETARY BASIS)  
GENERAL FUND  
FOR THE FISCAL YEAR ENDED JUNE 30, 2022

	<u>Budgeted Amounts</u>		<u>Actual</u>	<b>Variance with Final Budget Positive (Negative)</b>
	<u>Original</u>	<u>Final</u>		<u>Actual</u>
<b>Revenues:</b>				
Property taxes	\$ 18,815,000	\$ 18,845,000	\$ 20,525,106	\$ 1,680,106
Intergovernmental	23,808,000	23,820,000	24,201,051	381,051
Investment earnings	200,000	200,000	197,318	(2,682)
Tuition and fees	1,752,500	812,500	952,927	140,427
Extracurricular	21,400	21,400	20,039	(1,361)
Rental income	30,000	30,000	20,182	(9,818)
Contributions and donations	8,000	8,000	9,860	1,860
Payment in lieu of taxes	175,000	175,000	153,886	(21,114)
Miscellaneous	90,100	90,100	95,647	5,547
Total revenues	<u>44,900,000</u>	<u>44,002,000</u>	<u>46,176,016</u>	<u>2,174,016</u>
<b>Expenditures:</b>				
Current:				
Instruction:				
Regular	16,330,195	18,268,342	16,565,157	1,703,185
Special	8,109,914	8,121,406	8,612,602	(491,196)
Vocational	106,437	144,289	100,803	43,486
Other	3,494,256	1,829,461	1,914,546	(85,085)
Support services:				
Pupil	2,651,279	3,021,904	3,233,625	(211,721)
Instructional staff	1,752,855	2,052,612	2,013,797	38,815
Board of education	37,939	33,939	29,597	4,342
Administration	3,214,274	3,233,443	3,587,181	(353,738)
Fiscal	899,026	900,475	1,001,998	(101,523)
Business	635,880	756,266	728,442	27,824
Operations and maintenance	3,710,161	3,710,161	3,596,188	113,973
Pupil transportation	2,666,382	2,609,332	2,646,553	(37,221)
Central	141,045	141,045	145,922	(4,877)
Operation of non-instructional services:				
Other non-instructional services	1,172	1,172	10,746	(9,574)
Extracurricular activities	697,515	697,515	673,753	23,762
Debt service:				
Principal	140,000	140,000	140,000	-
Interest and fiscal charges	1,600	1,600	1,466	134
Total expenditures	<u>44,589,930</u>	<u>45,662,962</u>	<u>45,002,376</u>	<u>660,586</u>
Excess (deficiency) of revenues over (under) expenditures	<u>310,070</u>	<u>(1,660,962)</u>	<u>1,173,640</u>	<u>2,834,602</u>
<b>Other financing sources (uses):</b>				
Refund of prior year's expenditures	10,000	150,000	147,782	(2,218)
Refund of prior year's receipts	(1,000)	(10,000)	(9,050)	950
Proceeds from sale of assets	-	-	3,154	3,154
Total other financing sources (uses)	<u>9,000</u>	<u>140,000</u>	<u>141,886</u>	<u>1,886</u>
Net change in fund balance	319,070	(1,520,962)	1,315,526	2,836,488
<b>Fund balance at beginning of year</b>	16,311,651	16,311,651	16,311,651	-
<b>Prior year encumbrances appropriated</b>	1,151,628	1,151,628	1,151,628	-
<b>Fund balance at end of year</b>	<u>\$ 17,782,349</u>	<u>\$ 15,942,317</u>	<u>\$ 18,778,805</u>	<u>\$ 2,836,488</u>

SEE ACCOMPANYING NOTES TO THE BASIC FINANCIAL STATEMENTS

THIS PAGE IS INTENTIONALLY LEFT BLANK

**WEST CARROLLTON CITY SCHOOL DISTRICT  
MONTGOMERY COUNTY, OHIO**

NOTES TO THE BASIC FINANCIAL STATEMENTS  
FOR THE FISCAL YEAR ENDED JUNE 30, 2022

**NOTE 1 - DESCRIPTION OF THE SCHOOL DISTRICT**

The West Carrollton City School District (the "District") is a political body incorporated and established for the purpose of exercising the rights and privileges conveyed to it by the constitution and laws of the State of Ohio. The District is a city district as defined by Ohio Revised Code Section 3311.02. The District operates under an elected Board of Education and is responsible for the provision of public education to residents of the District.

The District employs 191 non-certified and 280 certified employees to provide services to approximately 3,219 students in grades K through 12.

Management believes the financial statements included in this report represent all of the funds of the District for which the Board of Education has fiscal responsibility.

**NOTE 2 - SUMMARY OF SIGNIFICANT ACCOUNTING POLICIES**

The basic financial statements of the District have been prepared in conformity with accounting principles generally accepted in the United States of America (GAAP) as applied to governmental units. The Governmental Accounting Standards Board (GASB) is the accepted standard-setting body for establishing governmental accounting and financial reporting principles. The District's significant accounting policies are described below.

**A. Reporting Entity**

The reporting entity has been defined in accordance with GASB Statement No. 14, "The Financial Reporting Entity" as amended by GASB Statement No. 39, "Determining Whether Certain Organizations Are Component Units" and GASB Statement No. 61, "The Financial Reporting Entity: Omnibus an Amendment of GASB Statements No. 14 and No. 34". The reporting entity is composed of the primary government and component units. The primary government consists of all funds, departments, boards and agencies that are not legally separate from the District. For the District, this includes general operations, food service, and student related activities of the District.

Component units are legally separate organizations for which the District is financially accountable. The District is financially accountable for an organization if the District appoints a voting majority of the organization's Governing Board and (1) the District is able to significantly influence the programs or services performed or provided by the organization; or (2) the District is legally entitled to or can otherwise access the organization's resources; or (3) the District is legally obligated or has otherwise assumed the responsibility to finance the deficits of, or provide financial support to, the organization; or (4) the District is obligated for the debt of the organization. Component units may also include organizations that are fiscally dependent on the District in that the District approves the budget, the issuance of debt or the levying of taxes. Certain organizations are also included as component units if the nature and significance of the relationship between the primary government and the organization is such that exclusion by the primary government would render the primary government's financial statements incomplete or misleading. Based upon the application of these criteria, the District has no component units.

The following organizations are described due to their relationship to the District:

*JOINTLY GOVERNED ORGANIZATIONS*

Miami Valley Career Technology Center

The Miami Valley Career Technology Center is a separate body politic and corporate, established by the Ohio Revised Code (ORC) to provide for the vocational and special education needs of its students. The Board of Education is comprised of 19 members elected from the 16 participating school districts and educational service centers. The school accepts non-tuition students from the District as a member school, however, it is considered to be a separate political subdivision and not part of the District. Financial information is available from Brad McKee, Treasurer, at 6800 Hoke Road, Englewood, Ohio 45315.

**WEST CARROLLTON CITY SCHOOL DISTRICT  
MONTGOMERY COUNTY, OHIO**

NOTES TO THE BASIC FINANCIAL STATEMENTS  
FOR THE FISCAL YEAR ENDED JUNE 30, 2022

**NOTE 2 - SUMMARY OF SIGNIFICANT ACCOUNTING POLICIES - (Continued)**

Southwestern Ohio Educational Purchasing Council (SOEPC)

The District participates in the Southwestern Ohio Educational Purchasing Council (SOEPC), a purchasing council made up of 132 school districts and educational service centers in 18 counties. The purpose of the cooperative is to obtain lower prices for supplies and materials commonly used by the member districts. The members are obligated to pay all fees, charges and assessments as established by SOEPC. Each member district has one voting representative. Title to any and all equipment and supplies purchased by SOEPC is held in trust for the member districts by the fiscal agent. Any district withdrawing from SOEPC shall forfeit its claim to any and all SOEPC assets. One year of prior notice is necessary for withdrawal from the group. During this time, the withdrawing member is liable for all member obligations. The Board exercises total control over the operations of the coalition including budgeting, appropriating, contracting and designating management. Each District's degree of control is limited to its representation on the Board. Financial information is available from SOEPC by contacting Ken Swink, Director, at 303 Corporate Center Dr., Suite 208, Vandalia, Ohio 45377.

Metropolitan Educational Technology Association (META) Solutions

META is an educational solutions partner providing services across Ohio. META provides cost-effective fiscal, network, technology and student services, a purchasing cooperative, and other individual services based on each client's needs. The governing board of META consists of a president, vice president and six board members who represent the members of META. The Board works with META's Chief Executive Officer, Chief Operating Officer, and Chief Financial Officer to manage operations and ensure the continued progress of the organization's mission, vision, and values. The Board exercises total control over the operations of the Association including budgeting, appropriating, contracting and designating management. Each District's degree of control is limited to its representation on the Board. Financial information can be obtained from Ashley Widby, who serves as Chief Financial Officer, at 100 Executive Drive, Marion, Ohio 43302.

**B. Fund Accounting**

The District uses funds to maintain its financial records during the year. Fund accounting is designed to demonstrate legal compliance and to aid management by segregating transactions related to certain District functions or activities. A fund is defined as a fiscal and accounting entity with a self balancing set of accounts. There are three categories of funds: governmental, proprietary and fiduciary.

*GOVERNMENTAL FUNDS*

Governmental funds are those through which most governmental functions typically are financed. Governmental fund reporting focuses on the sources, uses and balances of current financial resources. Expendable assets are assigned to the various governmental funds according to the purposes for which they may or must be used. Current liabilities are assigned to the fund from which they will be paid. The difference between governmental fund assets plus deferred outflows of resources and liabilities plus deferred inflows of resources is reported as fund balance. The following are the District's major governmental funds:

General fund -The general fund is used to account for and report all financial resources not accounted for and reported in another fund. The general fund balance is available for any purpose provided it is expended or transferred according to the general laws of Ohio.

Building fund - This fund is used to account for the receipt and expenditure of all special bond funds in the District. These resources are restricted to expenditures for the acquisition, construction, or improvement of capital facilities and other capital assets.

**WEST CARROLLTON CITY SCHOOL DISTRICT  
MONTGOMERY COUNTY, OHIO**

NOTES TO THE BASIC FINANCIAL STATEMENTS  
FOR THE FISCAL YEAR ENDED JUNE 30, 2022

**NOTE 2 - SUMMARY OF SIGNIFICANT ACCOUNTING POLICIES - (Continued)**

Other governmental funds of the District are used to account for (a) financial resources that are restricted, committed, or assigned to expenditures for capital outlays including the acquisition or construction of capital facilities and other capital assets, (b) resources restricted for debt service payments on general obligation debt, and (c) specific revenue sources that are restricted or committed to an expenditure for specified purposes other than debt service or capital projects.

*PROPRIETARY FUNDS*

Proprietary funds are used to account for the District's ongoing activities which are similar to those often found in the private sector. The District has no proprietary funds.

*FIDUCIARY FUNDS*

Fiduciary fund reporting focuses on net position and changes in net position. The fiduciary fund category is split into four classifications: pension trust funds, investment trust funds, private-purpose trust funds and agency funds. Trust funds are used to account for assets held by the District under a trust agreement for individuals, private organizations, or other governments and are therefore not available to support the District's own programs. The District has no trust funds. Custodial funds are used to report fiduciary activities that are not required to be reported in a trust fund. The District has no fiduciary funds.

**C. Basis of Presentation and Measurement Focus**

The District's basic financial statements consist of government-wide statements, including a statement of net position and a statement of activities, and fund financial statements which provide a more detailed level of financial information.

*Government-Wide Financial Statements* - The statement of net position and the statement of activities display information about the District as a whole. These statements include the financial activities of the primary government except for fiduciary funds. Internal service fund operating activity is eliminated to avoid overstatement of revenues and expenses. The District has no business-type activities so the statements only report governmental activities of the District. The statement of net position presents the financial condition of the governmental activities of the District at year-end.

The government-wide statement of activities presents a comparison between direct expenses and program revenues for each function or program of the governmental activities of the District. Direct expenses are those that are specifically associated with a service, program or department and therefore clearly identifiable to a particular function. Program revenues include amounts paid by the recipient of goods or services offered by the program and grants and contributions that are restricted to meeting the operational or capital requirements of a particular program. Revenues not classified as program revenues are presented as general revenues of the District. The comparison of direct expenses with program revenues identifies the extent to which each governmental function is self-financing or draws from the general revenues of the District.

The government-wide financial statements are prepared using the economic resources measurement focus. All assets, deferred outflows of resources, liabilities, and deferred inflows of resources associated with the operation of the District are included on the statement of net position. Fiduciary funds are not included in entity-wide statements.

*Fund Financial Statements* - Fund financial statements report detailed information about the District. The focus of governmental fund financial statements is on major funds rather than reporting funds by type. Each major fund is presented in a separate column, and all nonmajor funds are aggregated into one column. The internal service fund is presented in a single column on the face of the proprietary fund statements. Fiduciary funds are reported by fund type.

**WEST CARROLLTON CITY SCHOOL DISTRICT  
MONTGOMERY COUNTY, OHIO**

**NOTES TO THE BASIC FINANCIAL STATEMENTS  
FOR THE FISCAL YEAR ENDED JUNE 30, 2022**

**NOTE 2 - SUMMARY OF SIGNIFICANT ACCOUNTING POLICIES - (Continued)**

All governmental funds are accounted for using a flow of current financial resources measurement focus. With this measurement focus, only current assets, current deferred outflows of resources, current liabilities and current deferred inflows of resources generally are included on the balance sheet. The statement of revenues, expenditures and changes in fund balances reports on the sources (i.e., revenues and other financing sources) and uses (i.e., expenditures and other financing uses) of current financial resources. This approach differs from the manner in which the governmental activities of the government-wide financial statements are prepared. Governmental fund financial statements, therefore, include a reconciliation with brief explanations to better identify the relationship between the government-wide statements and the statements for governmental funds.

Custodial funds are reported using the economic resources measurement focus, in which all assets, liabilities, and deferred inflows/outflows of resources are reported.

**D. Basis of Accounting**

Basis of accounting determines when transactions are recorded in the financial records and reported on the financial statements. Government-wide financial statements are prepared using the accrual basis of accounting. Governmental funds use the modified accrual basis of accounting. Proprietary and fiduciary funds also use the accrual basis of accounting. Differences in the accrual and modified accrual basis of accounting arise in the recognition of revenue, the recording of deferred inflows of resources, and in the presentation of expenses versus expenditures.

Revenues - Exchange and Nonexchange Transactions - Revenues resulting from exchange transactions, in which each party gives and receives essentially equal value, are recorded on the accrual basis when the exchange takes place. On a modified accrual basis, revenue is recorded in the fiscal year in which the resources are measurable and become available. Available means that the resources will be collected within the current fiscal year or are expected to be collected soon enough thereafter to be used to pay liabilities of the current fiscal year. For the District, available means expected to be received within sixty days of fiscal year end.

Nonexchange transactions, in which the District receives value without directly giving equal value in return, include property taxes, payment in lieu of taxes, grants, entitlements and donations. On an accrual basis, revenue from property taxes is recognized in the fiscal year for which the taxes are levied (See Note 5). Revenue from grants, entitlements and donations is recognized in the fiscal year in which all eligibility requirements have been satisfied. Eligibility requirements include timing requirements, which specify the year when the resources are required to be used or the fiscal year when use is first permitted, matching requirements, in which the District must provide local resources to be used for a specified purpose, and expenditure requirements, in which the resources are provided to the District on a reimbursement basis. On a modified accrual basis, revenue from nonexchange transactions must also be available before it can be recognized.

Under the modified accrual basis, the following revenue sources are considered to be both measurable and available at fiscal year end; property taxes and payments in lieu of taxes available as an advance, interest, tuition, grants, student fees and rentals.

Deferred Outflows of Resources and Deferred Inflows of Resources - In addition to assets, the government-wide statement of net position will report a separate section for deferred outflows of resources. Deferred outflows of resources, represents a consumption of net position that applies to a future period and will not be recognized as an outflow of resources (expense/expenditure) until then. See Note 11 and Note 12 for deferred outflows of resources related the District's net pension liability and net OPEB liability/asset.

**WEST CARROLLTON CITY SCHOOL DISTRICT  
MONTGOMERY COUNTY, OHIO**

**NOTES TO THE BASIC FINANCIAL STATEMENTS  
FOR THE FISCAL YEAR ENDED JUNE 30, 2022**

**NOTE 2 - SUMMARY OF SIGNIFICANT ACCOUNTING POLICIES - (Continued)**

In addition to liabilities, both the government-wide statement of net position and the governmental fund financial statements report a separate section for deferred inflows of resources. Deferred inflows of resources represent an acquisition of net position that applies to a future period and will not be recognized as an inflow of resources (revenue) until that time. For the District, deferred inflows of resources include property taxes, payments in lieu of taxes and unavailable revenue. Property taxes and payments in lieu of taxes represent amounts for which there is an enforceable legal claim as of June 30, 2022, but which were levied to finance fiscal year 2023 operations. These amounts have been recorded as a deferred inflow of resources on both the government-wide statement of net position and the governmental fund financial statements. Unavailable revenue is reported only on the governmental funds balance sheet, and represents receivables which will not be collected within the available period. For the District unavailable revenue includes, but is not limited to, delinquent property taxes, accrued interest and intergovernmental grants. These amounts are deferred and recognized as an inflow of resources in the period the amounts become available.

See Note 11 and Note 12 for deferred inflows of resources related to the District's net pension liability and net OPEB liability/asset. This deferred inflow of resources is only reported on the government-wide statement of net position.

Expenses/Expenditures - On the accrual basis of accounting, expenses are recognized at the time they are incurred. The entitlement value of donated commodities received during the year is reported in the fund financial statements as an expenditure with a like amount reported as intergovernmental revenue.

The measurement focus of governmental fund accounting is on decreases in net financial resources (expenditures) rather than expenses. Expenditures are generally recognized in the accounting period in which the related fund liability is incurred, if measurable. Allocations of cost, such as depreciation and amortization, are not recognized in governmental funds. However, debt service expenditures, as well as expenditures related to compensated absences, are recorded only when payment is due.

**E. Budgets**

All funds, except custodial funds, are legally required to be budgeted and appropriated. Short-term interfund loans are not required to be budgeted since they represent a temporary cash flow resource and are to be repaid. However, the District elected to budget these temporary resources anyway. The major documents prepared are the tax budget, the appropriations resolution and the certificate of estimated resources which are prepared on the budgetary basis of accounting. The tax budget demonstrates a need for existing or increased tax rates. The certificate of estimated resources establishes a limit on the amount that the Board of Education may appropriate. The appropriation resolution is the Board's authorization to spend resources and sets annual limits on expenditures at the level of control selected by the Board. The legal level of control has been established by the Board at the fund level of expenditures. Any budgetary modifications at this level may only be made by resolution of the Board of Education.

The certificate of estimated resources may be amended during the year if projected increases or decreases in revenue are identified by the District Treasurer. The amounts reported as the original budgeted amounts in the budgetary statements reflect the amounts in the certificate when the original appropriations were adopted. The amounts reported as the final budgeted amounts in the budgetary statement reflect the amounts in the amended certificate that was in effect at the time the final appropriations were passed by the Board of Education.

The appropriation resolution is subject to amendment by the Board throughout the year with the restriction that appropriations may not exceed estimated resources. The amounts reported as the original budgeted amounts reflect the first appropriation for that fund that covered the entire fiscal year, including amounts automatically carried over from prior years. The amounts reported as the final budgeted amounts represent the final appropriation amounts passed by the Board during the year.

**WEST CARROLLTON CITY SCHOOL DISTRICT  
MONTGOMERY COUNTY, OHIO**

**NOTES TO THE BASIC FINANCIAL STATEMENTS  
FOR THE FISCAL YEAR ENDED JUNE 30, 2022**

**NOTE 2 - SUMMARY OF SIGNIFICANT ACCOUNTING POLICIES - (Continued)**

At the close of each fiscal year, the unencumbered balance of each appropriation reverts to the respective fund from which it was appropriated and becomes subject to future appropriation. Encumbered appropriations are carried forward to the succeeding fiscal year and are not reappropriated.

**F. Cash and Investments**

To improve cash management, cash received by the District is pooled. Monies for all funds are maintained in this pool. Individual fund integrity is maintained through the District's records. Each fund's interest in the pool is presented as "equity in pooled cash and investments" on the financial statements.

During fiscal year 2022, investments were limited to U.S. Government Agency Notes, U.S. Treasury Notes, U.S. Treasury Bills, negotiable certificates of deposit (CDs), commercial paper, municipal bonds, U.S. Government money market funds, and accounts with the State Treasury Asset Reserve of Ohio (STAR Ohio).

STAR Ohio is an investment pool managed by the State Treasurer's Office which allows governments within the State to pool their funds for investment purposes. STAR Ohio is not registered with the SEC as an investment company, but has adopted Governmental Accounting Standards Board (GASB), Statement No. 79, "Certain External Investment Pools and Pool Participants." The District measures its investment in STAR Ohio at the net asset value (NAV) per share provided by STAR Ohio. The NAV per share is calculated on an amortized cost basis that provides an NAV per share that approximates fair value.

For fiscal year 2022, there were no limitations or restrictions on any participant withdrawals due to redemption notice periods, liquidity fees, or redemption gates. However, notice must be given 24 hours in advance of all deposits and withdrawals exceeding \$100 million. STAR Ohio reserves the right to limit the transaction to \$250 million, requiring the excess amount to be transacted the following business day(s), but only to the \$250 million limit. All accounts of the participant will be combined for these purposes.

Except for nonparticipating investment contracts, investments are reported at fair value which is based on quoted market prices. Nonparticipating investment contracts, such as non-negotiable certificates of deposit, are reported at cost.

Under existing Ohio statute, interest earnings are assigned to the general fund unless the Board of Education has, by resolution, specified funds to receive an allocation of interest earnings. Investment earnings credited to the general fund during fiscal year 2022, including changes in fair value of investments, amounted to \$(384,329) which includes \$(62,856) assigned from other District funds.

For purposes of presentation on the statement of net position, investments of the cash management pool and investments with original maturities of three months or less at the time they are purchased by the District are considered to be cash equivalents. Investments with an initial maturity of more than three months are reported as investments.

An analysis of the District's investment account at year end is provided in Note 4.

**G. Inventory**

On government-wide and fund financial statements, purchased inventories are presented at the lower of cost or market and donated commodities are presented at their entitlement value. Inventories are recorded on a first-in, first-out basis and are expensed when used. Inventories are accounted for using the consumption method which means that the costs of inventory items are recorded as expenditures in the governmental funds when consumed.

Inventory consists of expendable supplies held for consumption, donated food, purchased food and non-food supplies.



**WEST CARROLLTON CITY SCHOOL DISTRICT  
MONTGOMERY COUNTY, OHIO**

NOTES TO THE BASIC FINANCIAL STATEMENTS  
FOR THE FISCAL YEAR ENDED JUNE 30, 2022

**NOTE 2 - SUMMARY OF SIGNIFICANT ACCOUNTING POLICIES - (Continued)**

**H. Capital Assets**

General capital assets are those assets specifically related to governmental activities. These assets result from expenditures in the governmental funds. These assets are reported in the governmental activities column of the government-wide statement of net position, but are not reported in the fund financial statements.

All capital assets are capitalized at cost (or estimated historical cost) and updated for additions and disposals during the year. Donated capital assets are recorded at their acquisition value. The District maintains a capitalization threshold of \$5,000. The District does not possess any infrastructure. Improvements are capitalized; the costs of normal maintenance and repairs that do not add to the value of the asset or materially extend an asset's life are not.

All reported capital assets except land and construction in progress are depreciated. Improvements are depreciated over the remaining useful lives of the related capital assets. The District is reporting intangible right to use assets for leased equipment. The intangible assets are being amortized in a systematic and rational manner of the shorter of the lease term or the useful life of the underlying asset. Depreciation/amortization is computed using the straight-line method over the following useful lives:

Description	Governmental Activities <u>Estimated Lives</u>
Land improvements	5 - 20 years
Buildings and improvements	5 - 60 years
Furniture and equipment	5 - 20 years
Vehicles	8 - 15 years
Intangible right to use - leased equipment	5 years

**I. Interfund Balances**

On fund financial statements, receivables and payables resulting from short-term interfund loans are classified as "interfund loans receivable/payable" or "due to/from other funds". These amounts are eliminated in the governmental activities column on the statement of net position.

**J. Compensated Absences**

The District reports compensated absences in accordance with the provisions of GASB No. 16, "Accounting for Compensated Absences". Vacation benefits are accrued as a liability as the benefits are earned if the employee's rights to receive compensation are attributable to services already rendered and it is probable that the District will compensate the employees for the benefits through paid time off or some other means. Sick leave benefits are accrued as a liability using the "vesting method". A liability for sick leave is based on the sick leave accumulated at the balance sheet date by those employees who are currently eligible to receive termination (severance) payments, as well as those employees expected to become eligible in the future. For purposes of establishing a liability for this future severance eligibility, all employees at least 50 years of age with at least 10 years of service or 20 years of service at any age were included. The entire compensated absence liability is reported on the government-wide financial statements.

For governmental fund financial statements, compensated absences are recognized as liabilities and expenditures as payments come due each period upon the occurrence of employee resignations and retirements.

**WEST CARROLLTON CITY SCHOOL DISTRICT  
MONTGOMERY COUNTY, OHIO**

NOTES TO THE BASIC FINANCIAL STATEMENTS  
FOR THE FISCAL YEAR ENDED JUNE 30, 2022

**NOTE 2 - SUMMARY OF SIGNIFICANT ACCOUNTING POLICIES - (Continued)**

**K. Unamortized Premium/Accounting Gain or Loss**

Premiums are deferred and accreted over the term of the debt. Premiums are presented as an addition to the face amount of the debt. On the governmental fund financial statements, premiums are recognized in the current period. A reconciliation between the bonds' face value and the amount reported on the statement of net position is presented in Note 8.

**L. Accrued Liabilities and Long-Term Obligations**

All payables, accrued liabilities and long-term obligations are reported in the government-wide financial statements.

In general, governmental fund payables and accrued liabilities that, once incurred, are paid in a timely manner and in full from current financial resources, are reported as obligations of the funds. However, compensated absences and claims and judgments payable that will be paid from governmental funds are reported as a liability in the fund financial statements only to the extent that they are due for payment during the current year. Bonds are recognized on the fund financial statements when due. Net pension/OPEB liability should be recognized in the governmental funds to the extent that benefit payments are due and payable and the pension/OPEB plan's fiduciary net position is not sufficient for payment of those benefits.

**M. Fund Balance**

Fund balance is divided into five classifications based primarily on the extent to which the District is bound to observe constraints imposed upon the use of the resources in the governmental funds. The classifications are as follows:

*Nonspendable* - The nonspendable fund balance classification includes amounts that cannot be spent because they are not in spendable form or legally required to be maintained intact. The "not in spendable form" criterion includes items that are not expected to be converted to cash.

*Restricted* - Fund balance is reported as restricted when constraints are placed on the use of resources that are either externally imposed by creditors (such as through debt covenants), grantors, contributors, or laws or regulations of other governments, or imposed by law through constitutional provisions or enabling legislation.

*Committed* - The committed fund balance classification includes amounts that can be used only for the specific purposes imposed by a formal action (resolution) of the District Board of Education (the highest level of decision making authority). Those committed amounts cannot be used for any other purpose unless the District Board of Education removes or changes the specified use by taking the same type of action (resolution) it employed to previously commit those amounts. Committed fund balance also incorporates contractual obligations to the extent that existing resources in the fund have been specifically committed for use in satisfying those contractual requirements.

*Assigned* - Amounts in the assigned fund balance classification are intended to be used by the District for specific purposes but do not meet the criteria to be classified as restricted nor committed. In governmental funds other than the general fund, assigned fund balance represents the remaining amount that is not restricted or committed. In the general fund, assigned amounts represent intended uses established by policies of the District Board of Education, which includes giving the Treasurer the authority to constrain monies for intended purposes.

*Unassigned* - Unassigned fund balance is the residual classification for the general fund and includes all spendable amounts not contained in the other classifications. In other governmental funds, the unassigned classification is only used to report a deficit fund balance resulting from overspending for specific purposes for which amounts had been restricted, committed, or assigned.

**WEST CARROLLTON CITY SCHOOL DISTRICT  
MONTGOMERY COUNTY, OHIO**

**NOTES TO THE BASIC FINANCIAL STATEMENTS  
FOR THE FISCAL YEAR ENDED JUNE 30, 2022**

**NOTE 2 - SUMMARY OF SIGNIFICANT ACCOUNTING POLICIES - (Continued)**

The District applies restricted resources first when expenditures are incurred for purposes for which restricted and unrestricted (committed, assigned, and unassigned) fund balance is available. Similarly, within unrestricted fund balance, committed amounts are reduced first followed by assigned, and then unassigned amounts when expenditures are incurred for purposes for which amounts in any of the unrestricted fund balance classifications could be used.

**N. Net Position**

Net position represents the difference between assets and deferred outflows and liabilities and deferred inflows. The net position component “net investment in capital assets,” consists of capital assets, net of accumulated depreciation, reduced by the outstanding balances of any borrowing used for the acquisition, construction or improvement of those assets. Deferred outflows of resources and deferred inflows of resources that are attributable to the acquisition, construction or improvement of those assets or related debt also should be included in this component of net position. Net position is reported as restricted when there are limitations imposed on its use either through the enabling legislation adopted by the District or through external restrictions imposed by creditors, grantors or laws or regulations of other governments.

The District applies restricted resources first when an expense is incurred for purposes for which both restricted and unrestricted net position is available.

**O. Prepayments**

Certain payments to vendors reflect the costs applicable to future accounting periods and are recorded as prepaid items in both government-wide and fund financial statements. These items are reported as assets using the consumption method. A current asset for the prepaid amounts is recorded at the time of the purchase and the expenditure/expense is reported in the year in which services are consumed. At fiscal year end, because prepayments are not available to finance future governmental fund expenditures, the fund balance is nonspendable on the fund financial statements by an amount equal to the carrying value of the asset.

**P. Estimates**

The preparation of the basic financial statements in conformity with GAAP requires management to make estimates and assumptions that affect the amounts reported in the basic financial statements and accompanying notes. Actual results may differ from those estimates.

**Q. Interfund Activity**

Exchange transactions between funds are reported as revenues in the seller funds and as expenditures/expenses in the purchaser funds. Flows of cash or goods from one fund to another without a requirement for repayment are reported as interfund transfers. Interfund transfers are reported as other financing sources/uses in governmental funds. Repayments from funds responsible for particular expenditures/expenses to the funds that initially paid for them are not presented on the basic financial statements. Interfund activity between governmental funds is eliminated in the statement of activities.

**R. Pensions/Other Postemployment Benefits (OPEB)**

For purposes of measuring the net pension/OPEB liability, net OPEB asset, deferred outflows of resources and deferred inflows of resources related pensions/OPEB, and pension/OPEB expense, information about the fiduciary net position of the pension/OPEB plans and additions to/deductions from their fiduciary net position have been determined on the same basis as they are reported by the pension/OPEB plan. For this purpose, benefit payments (including refunds of employee contributions) are recognized when due and payable in accordance with the benefit terms. The pension/OPEB plans report investments at fair value.

**WEST CARROLLTON CITY SCHOOL DISTRICT  
MONTGOMERY COUNTY, OHIO**

NOTES TO THE BASIC FINANCIAL STATEMENTS  
FOR THE FISCAL YEAR ENDED JUNE 30, 2022

**NOTE 2 - SUMMARY OF SIGNIFICANT ACCOUNTING POLICIES - (Continued)**

**S. Extraordinary and Special Items**

Extraordinary items are transactions or events that are both unusual in nature and infrequent in occurrence. Special items are transactions or events that are within the control of the Board of Education and that are either unusual in nature or infrequent in occurrence. Neither type of transaction occurred during fiscal year 2022.

**T. Fair Value**

The District categorizes its fair value measurements within the fair value hierarchy established by generally accepted accounting principles. The hierarchy is based on the valuation inputs used to measure the fair value of the asset. Level 1 inputs are quoted prices in active markets for identical assets; Level 2 inputs are significant other observable inputs; Level 3 inputs are significant unobservable inputs.

**NOTE 3 - ACCOUNTABILITY AND COMPLIANCE**

**A. Change in Accounting Principles**

For fiscal year 2022, the District has implemented GASB Statement No. 87, "Leases", GASB Implementation Guide 2019-3, "Leases", GASB Statement No. 89, "Accounting for Interest Cost Incurred before the End of a Construction Period", GASB Implementation Guide 2020-1, "Implementation Guide Update - 2020", GASB Statement No. 92, "Omnibus 2020", GASB Statement No. 93, "Replacement of Interbank Offered Rates", GASB Statement No. 97, "Certain Component Unit Criteria, and Accounting and Financial Reporting for Internal Revenue Code Section 457 Deferred Compensation Plans—an amendment of GASB Statements No. 14 and No. 84, and a supersession of GASB Statement No. 32" and certain paragraphs of GASB Statement No. 99, "Omnibus 2022".

GASB Statement No. 87 and GASB Implementation Guide 2019-3 enhance the relevance and consistency of information of the government's leasing activities. It establishes requirements for lease accounting based on the principle that leases are financings of the right to use an underlying asset. A lessee is required to recognize a lease liability and an intangible right to use lease asset, and a lessor is required to recognize a lease receivable and a deferred inflow of resources.

These changes were incorporated in the District's fiscal year 2022 financial statements. The District recognized \$243,625 in governmental activities in leases payable at July 1, 2021; however, this entire amount was offset by the intangible asset, right to use - leased equipment.

GASB Statement No. 89 establishes accounting requirements for interest cost incurred before the end of a construction period. GASB Statement No. 89 requires that interest cost incurred before the end of a construction period be recognized as an expense in the period in which the cost is incurred for financial statements prepared using the economic resources measurement focus. GASB Statement No. 89 also reiterates that financial statements prepared using the current financial resources measurement focus, interest cost incurred before the end of a construction period should be recognized as an expenditure on a basis consistent with governmental fund accounting principles. The implementation of GASB Statement No. 89 did not have an effect on the financial statements of the District.

GASB Implementation Guide 2020-1 provides clarification on issues related to previously established GASB guidance. The implementation of GASB Implementation Guide 2020-1 did not have an effect on the financial statements of the District.

**WEST CARROLLTON CITY SCHOOL DISTRICT  
MONTGOMERY COUNTY, OHIO**

NOTES TO THE BASIC FINANCIAL STATEMENTS  
FOR THE FISCAL YEAR ENDED JUNE 30, 2022

**NOTE 3 - ACCOUNTABILITY AND COMPLIANCE - (Continued)**

GASB Statement No. 92 enhances comparability in accounting and financial reporting and to improve the consistency of authoritative literature by addressing practice issues that have been identified during implementation and application of certain GASB Statements. The implementation of GASB Statement No. 92 did not have an effect on the financial statements of the District.

GASB Statement No. 93 establishes accounting and financial reporting requirements related to the replacement of Interbank Offered Rates (IBORs) in hedging derivative instruments and leases. It also identifies appropriate benchmark interest rates for hedging derivative instruments. The implementation of GASB Statement No. 93 did not have an effect on the financial statements of the District.

GASB Statement No. 97 is to (1) increase consistency and comparability related to the reporting of fiduciary component units in circumstances in which a potential component unit does not have a governing board and the primary government performs the duties that a governing board typically would perform; (2) mitigate costs associated with the reporting of certain defined contribution pension plans, defined contribution other postemployment benefit (OPEB) plans, and employee benefit plans other than pension plans or OPEB plans (other employee benefit plans) as fiduciary component units in fiduciary fund financial statements; and (3) enhance the relevance, consistency, and comparability of the accounting and financial reporting for Internal Revenue Code (IRC) Section 457 deferred compensation plans (Section 457 plans) that meet the definition of a pension plan and for benefits provided through those plans. The implementation of GASB Statement No. 97 did not have an effect on the financial statements of the District.

GASB Statement No. 99 to enhance comparability in accounting and financial reporting and to improve the consistency of authoritative literature by addressing (1) practice issues that have been identified during implementation and application of certain GASB Statements and (2) accounting and financial reporting for financial guarantees. The implementation of GASB Statement No. 99 did not have an effect on the financial statements of the District.

**B. Deficit Fund Balances**

Fund balances at June 30, 2022 included the following individual fund deficits:

<u>Nonmajor funds</u>	<u>Deficit</u>
Public School Preschool	\$ 13,090
Student Wellness and Success	197
Miscellaneous State Grants	1,130
Emergency and Secondary School Emergency Relief	167,200
IDEA Part B	36,920
Supporting School Improvement	12,239
Title III	1,588
Title I	58,199
Preschool Grant for the Handicapped	1,607
Title II-A	8,641
Title IV-A	5,405

The general fund is liable for any deficit in these funds and provides transfers when cash is required, not when accruals occur. The deficit fund balances resulted from adjustments for accrued liabilities.

**WEST CARROLLTON CITY SCHOOL DISTRICT  
MONTGOMERY COUNTY, OHIO**

**NOTES TO THE BASIC FINANCIAL STATEMENTS  
FOR THE FISCAL YEAR ENDED JUNE 30, 2022**

**NOTE 4 - DEPOSITS AND INVESTMENTS**

State statutes classify monies held by the District into three categories.

Active deposits are public deposits necessary to meet current demands on the treasury. Such monies must be maintained either as cash in the District treasury, in commercial accounts payable or withdrawable on demand, including negotiable order of withdrawal (NOW) accounts, or in money market deposit accounts.

Inactive deposits are public deposits that the Board of Education has identified as not required for use within the current five year period of designation of depositories. Inactive deposits must either be evidenced by certificates of deposit maturing not later than the end of the current period of designation of depositories, or by savings or deposit accounts including, but not limited to, passbook accounts.

Interim deposits are deposits of interim monies. Interim monies are those monies which are not needed for immediate use, but which will be needed before the end of the current period of designation of depositories.

Interim deposits must be evidenced by time certificates of deposit maturing not more than one year from the date of deposit or by savings or deposit accounts including passbook accounts.

Interim monies may be deposited or invested in the following securities:

1. United States Treasury bills, bonds, notes, or any other obligation or security issued by the United States Treasury, or any other obligation guaranteed as to principal and interest by the United States;
2. Bonds, notes, debentures, or any other obligation or security issued by any federal government agency or instrumentality, including, but not limited to, the Federal National Mortgage Association, Federal Home Loan Bank, Federal Farm Credit Bank, Federal Home Loan Mortgage Corporation, and Government National Mortgage Association. All federal agency securities shall be direct issuances of federal government agencies or instrumentalities;
3. Written repurchase agreements in the securities listed above provided that the fair value of the securities subject to the repurchase agreement must exceed the principal value of the agreement by at least two percent and be marked to market daily, and that the term of the agreement must not exceed thirty days;
4. Bonds and other obligations of the State of Ohio, and with certain limitations including a requirement for maturity within ten years from the date of settlement, bonds and other obligations of political subdivisions of the State of Ohio, if training requirements have been met;
5. Time certificates of deposit or savings or deposit accounts including, but not limited to, passbook accounts;
6. No-load money market mutual funds consisting exclusively of obligations described in division (1) or (2) and repurchase agreements secured by such obligations, provided that investments in securities described in this division are made only through eligible institutions;
7. The State Treasurer's investment pool, the State Treasury Asset Reserve of Ohio (STAR Ohio); and,
8. Certain banker's acceptance for a period not to exceed one hundred eighty days) and commercial paper notes (for a period not to exceed two hundred seventy days) in an amount not to exceed 40 percent of the interim monies available for investment at any one time if training requirements have been met.

**WEST CARROLLTON CITY SCHOOL DISTRICT  
MONTGOMERY COUNTY, OHIO**

**NOTES TO THE BASIC FINANCIAL STATEMENTS  
FOR THE FISCAL YEAR ENDED JUNE 30, 2022**

**NOTE 4 - DEPOSITS AND INVESTMENTS - (Continued)**

Protection of the deposits is provided by the Federal Deposit Insurance Corporation (FDIC), by eligible securities pledged by the financial institution as security for repayment, or by the financial institutions participation in the Ohio Pooled Collateral System (OPCS), a collateral pool of eligible securities deposited with a qualified trustee and pledged to the Treasurer of State to secure the repayment of all public monies deposited in the financial institution.

Investments in stripped principal or interest obligations, reverse repurchase agreements and derivatives are prohibited. The issuance of taxable notes for the purpose of arbitrage, the use of leverage and short selling are also prohibited. Except as noted above, an investment must mature within five years from the date of purchase unless matched to a specific obligation or debt of the District, and must be purchased with the expectation that it will be held to maturity. Investments may only be made through specified dealers and institutions. Payment for investments may be made only upon delivery of the securities representing the investments to the Treasurer or, if the securities are not represented by a certificate, upon receipt of confirmation of transfer from the custodian.

**A. Cash On Hand**

At fiscal year end, the District had \$5,392 in undeposited cash on hand which is included on the financial statements of the District as part of “equity in pooled cash and investments”.

**B. Deposits with Financial Institutions**

At June 30, 2022, the carrying amount of all District deposits was \$1,692,309 and the bank balance of all District deposits was \$2,422,003. Of the bank balance, \$250,000 was covered by the FDIC and \$2,172,003 was potentially exposed to custodial credit risk as discussed below because those deposits were uninsured and could be uncollateralized. Although all statutory requirements for the deposit of money had been followed, noncompliance with Federal requirements could potentially subject the District to a successful claim by the FDIC.

Custodial credit risk is the risk that, in the event of bank failure, the District’s deposits may not be returned. The District has no deposit policy for custodial risk beyond the requirements of State statute. Ohio law requires that deposits either be insured or protected by: (1) eligible securities pledged to the District and deposited with a qualified trustee by the financial institution as security for repayment whose fair value at all times shall be at least 105 percent of the deposits being secured; or (2) participation in the Ohio Pooled Collateral System (OPCS), a collateral pool of eligible securities deposited with a qualified trustee and pledged to the Treasurer of State to secure the repayment of all public monies deposited in the financial institution. OPCS requires the total market value of the securities pledged to be 102 percent of the deposits being secured or a rate set by the Treasurer of State. For 2022, the District’s financial institutions were approved for a reduced collateral rate of 102 percent through the OPCS.

**WEST CARROLLTON CITY SCHOOL DISTRICT  
MONTGOMERY COUNTY, OHIO**

NOTES TO THE BASIC FINANCIAL STATEMENTS  
FOR THE FISCAL YEAR ENDED JUNE 30, 2022

**NOTE 4 - DEPOSITS AND INVESTMENTS - (Continued)**

**C. Investments**

As of June 30, 2022, the District had the following investments and maturities:

Measurement/ Investment type	Measurement Value	Investment Maturities		
		1 year or less	1 - 2 years	More than 2 years
Fair value:				
U.S. Government Agency Notes	\$ 4,844,490	\$ 785,111	\$ 1,593,644	\$ 2,465,735
U.S. Treasury Notes	2,022,917	530,161	1,245,813	246,943
Negotiable CDs	2,541,983	1,670,761	632,770	238,452
Commercial Paper	7,699,598	7,699,598	-	-
Municipal Bonds	1,581,175	639,110	-	942,065
U.S. Government Money Market Funds	28,902	28,902	-	-
Amortized cost:				
STAR Ohio	<u>8,715,896</u>	<u>8,715,896</u>	<u>-</u>	<u>-</u>
Total	<u>\$ 27,434,961</u>	<u>\$ 20,069,539</u>	<u>\$ 3,472,227</u>	<u>\$ 3,893,195</u>

The weighted average maturity of investments is 0.80 years.

The District's investments measured at fair value are valued using quoted market prices in markets that are not considered to be active, dealer quotations or alternative pricing sources for similar assets or liabilities for which all significant inputs are observable, either directly or indirectly (Level 2 inputs).

*Interest Rate Risk:* As a means of limiting its exposure to fair value losses arising from rising interest rates and according to State law, the District's investment policy limits investment portfolio maturities to five years or less.

*Credit Risk:* Ohio law requires that STAR Ohio maintain the highest rating provided by at least one nationally recognized standard rating service. The District has no investment policy dealing with investment credit risk beyond the requirements in State statutes. The following table summarizes the ratings assigned to the District's investments by Standard & Poor's:

Investment type	Rating
U.S. Government Agency Notes	AA+ to AAA
U.S. Treasury Notes	AA+
Negotiable CDs	Not rated
Commercial Paper	A-1 to A-1+
Municipal Bonds	SP1+
U.S. Government Money Market Funds	Not rated
STAR Ohio	AAAm



**WEST CARROLLTON CITY SCHOOL DISTRICT  
MONTGOMERY COUNTY, OHIO**

NOTES TO THE BASIC FINANCIAL STATEMENTS  
FOR THE FISCAL YEAR ENDED JUNE 30, 2022

**NOTE 4 - DEPOSITS AND INVESTMENTS - (Continued)**

*Custodial Credit Risk:* For an investment, custodial credit risk is the risk that, in the event of the failure of the counterparty, the District will not be able to recover the value of its investments or collateral securities that are in the possession of an outside party. The U.S. Government Agency Notes, U.S. Treasury Notes, commercial paper, and municipal bonds are exposed to custodial credit risk in that they are uninsured, unregistered and held by the counterparty's trust department or agent but not in the District's name. The negotiable CD's are fully insured by the FDIC. The District has no investment policy dealing with investment custodial risk beyond the requirement in State statute that prohibits payment for investments prior to the delivery of the securities representing such investments to the Treasurer or qualified trustee.

*Concentration of Credit Risk:* The District places no limit on the amount that may be invested in any one issuer. The following table includes the percentage of each investment type held by the District at June 30, 2022:

<u>Measurement/ Investment type</u>	<u>Measurement Value</u>	<u>% of Total</u>
Fair value:		
U.S. Government Agency Notes	\$ 4,844,490	17.66
U.S. Treasury Notes	2,022,917	7.37
Negotiable CDs	2,541,983	9.27
Commercial Paper	7,699,598	28.06
Municipal Bonds	1,581,175	5.76
U.S. Government Money Market Funds	28,902	0.11
Amortized cost:		
STAR Ohio	<u>8,715,896</u>	<u>31.77</u>
Total	<u>\$ 27,434,961</u>	<u>100.00</u>

**D. Reconciliation of Cash and Investments to the Statement of Net Position**

The following is a reconciliation of cash and cash equivalents as reported in the note above to cash and cash equivalents as reported on the statement of net position as of June 30, 2022:

<u>Cash and investments per note</u>	
Carrying amount of deposits	\$ 1,692,309
Investments	27,434,961
Cash on hand	<u>5,392</u>
Total	<u>\$ 29,132,662</u>
 <u>Cash and investments per statement of net position</u>	
Governmental activities	<u>\$ 29,132,662</u>

**NOTE 5 - PROPERTY TAXES**

Property taxes are levied and assessed on a calendar year basis while the District fiscal year runs from July through June. First half tax collections are received by the District in the second half of the fiscal year. Second half tax distributions occur in the first half of the following fiscal year.

**WEST CARROLLTON CITY SCHOOL DISTRICT  
MONTGOMERY COUNTY, OHIO**

NOTES TO THE BASIC FINANCIAL STATEMENTS  
FOR THE FISCAL YEAR ENDED JUNE 30, 2022

**NOTE 5 - PROPERTY TAXES - (Continued)**

Property taxes include amounts levied against all real property and public utility property. Real property tax revenues received in calendar year 2022 represent the collection of calendar year 2021 taxes. Real property taxes received in calendar year 2022 were levied after April 1, 2021, on the assessed values as of January 1, 2021, the lien date. Assessed values for real property taxes are established by State statute at 35 percent of appraised market value. Real property taxes are payable annually or semiannually. If paid annually, payment is due December 31; if paid semiannually, the first payment is due December 31, with the remainder payable by June 20. Under certain circumstances, State statute permits alternate payment dates to be established. Public utility property tax revenues received in calendar year 2022 represent the collection of calendar year 2021 taxes. Public utility real and personal property taxes received in calendar year 2021 became a lien on December 31, 2020, were levied after April 1, 2021, and are collected with real property taxes. Public utility real property is assessed at 35 percent of true value; public utility tangible personal property is currently assessed at varying percentages of true value.

The District receives property taxes from Montgomery County. The County Auditor periodically advances to the District its portion of the taxes collected. Second-half real property tax payments collected by the County by June 30, 2022, are available to finance fiscal year 2022 operations. The amount available as an advance at June 30, 2022 was \$1,184,259 in the general fund, \$85,094 in the bond retirement fund (a nonmajor governmental fund), and \$47,931 in the permanent improvement fund (a nonmajor governmental fund). This amount is recorded as revenue. The amount available for advance at June 30, 2021 was \$905,032 in the general fund, \$97,570 in the bond retirement fund, and \$35,385 in the permanent improvement fund. The amount of second-half real property taxes available for advance at fiscal year-end can vary based on the date the tax bills are sent.

Accrued property taxes receivable includes real property, public utility property and delinquent tangible personal property taxes which are measurable as of June 30, 2022 and for which there is an enforceable legal claim. Although total property tax collections for the next fiscal year are measurable, only the amount of real property taxes available as an advance at June 30 was levied to finance current fiscal year operations and is reported as revenue at fiscal year-end. The portion of the receivable not levied to finance current fiscal year operations is offset by a credit to deferred inflows.

On the accrual basis of accounting, collectible delinquent property taxes have been recorded as a receivable and revenue, while on a modified accrual basis of accounting the revenue has been reported as a deferred inflow.

The assessed values upon which the fiscal year 2022 taxes were collected are:

	2021 Second Half Collections		2022 First Half Collections	
	<u>Amount</u>	<u>Percent</u>	<u>Amount</u>	<u>Percent</u>
Agricultural/residential and other real estate	\$ 442,026,270	97.65	\$ 443,026,400	97.53
Public utility personal	<u>10,659,510</u>	<u>2.35</u>	<u>11,228,620</u>	<u>2.47</u>
Total	<u>\$ 452,685,780</u>	<u>100.00</u>	<u>\$ 454,255,020</u>	<u>100.00</u>
Tax rate per \$1,000 of assessed valuation	\$82.15		\$82.15	

**NOTE 6 - RECEIVABLES**

Receivables at June 30, 2022 consisted of property taxes, payment in lieu of taxes, accounts (billings for user charged services and student fees), accrued interest and intergovernmental grants and entitlements. All receivables are considered collectible in full due to the ability to foreclose for the nonpayment of taxes, the stable condition of State programs and the current year guarantee of federal funds. Receivables have been disaggregated on the face of the basic financial statements. All receivables are expected to be collected in the subsequent year.

**WEST CARROLLTON CITY SCHOOL DISTRICT  
MONTGOMERY COUNTY, OHIO**

NOTES TO THE BASIC FINANCIAL STATEMENTS  
FOR THE FISCAL YEAR ENDED JUNE 30, 2022

**NOTE 7 - CAPITAL ASSETS**

Due to the implementation of GASB Statement No. 87 (see Note 3.A for detail), the District has reported capital assets for the right to use leased equipment which are reflected in the schedule below. Capital asset activity for governmental activities for the fiscal year ended June 30, 2022, was as follows:

	Restated Balance 06/30/21	Additions	Disposals	Balance 06/30/22
<b>Governmental activities:</b>				
<i>Capital assets, not being depreciated/amortized:</i>				
Land	\$ 572,938	\$ -	\$ -	\$ 572,938
Construction in progress	<u>13,952,561</u>	<u>29,537,263</u>	<u>-</u>	<u>43,489,824</u>
Total capital assets, not being depreciated/amortized	<u>14,525,499</u>	<u>29,537,263</u>	<u>-</u>	<u>44,062,762</u>
<i>Capital assets, being depreciated/amortized:</i>				
Land improvements	4,080,188	49,900	(608,269)	3,521,819
Buildings and improvements	37,900,937	50,992	(4,625,898)	33,326,031
Furniture and equipment	7,394,806	23,495	(748,882)	6,669,419
Vehicles	3,001,948	533,548	(201,754)	3,333,742
Intangible right to use - leased equipment	<u>243,625</u>	<u>-</u>	<u>-</u>	<u>243,625</u>
Total capital assets, being depreciated/amortized	<u>52,621,504</u>	<u>657,935</u>	<u>(6,184,803)</u>	<u>47,094,636</u>
<i>Less: accumulated depreciation/amortization</i>				
Land improvements	(3,221,082)	(86,852)	494,833	(2,813,101)
Buildings and improvements	(30,069,265)	(817,307)	3,638,738	(27,247,834)
Furniture and equipment	(5,935,485)	(193,675)	708,995	(5,420,165)
Vehicles	(2,319,537)	(316,706)	201,754	(2,434,489)
Intangible right to use - leased equipment	<u>-</u>	<u>(51,289)</u>	<u>-</u>	<u>(51,289)</u>
Total accumulated depreciation/amortization	<u>(41,545,369)</u>	<u>(1,465,829)</u>	<u>5,044,320</u>	<u>(37,966,878)</u>
Governmental activities capital assets, net	<u>\$ 25,601,634</u>	<u>\$ 28,729,369</u>	<u>\$ (1,140,483)</u>	<u>\$ 53,190,520</u>

**WEST CARROLLTON CITY SCHOOL DISTRICT  
MONTGOMERY COUNTY, OHIO**

NOTES TO THE BASIC FINANCIAL STATEMENTS  
FOR THE FISCAL YEAR ENDED JUNE 30, 2022

**NOTE 7 - CAPITAL ASSETS - (Continued)**

Depreciation/amortization expense was charged to governmental functions as follows:

Instruction:

Regular	\$ 391,780
Special	11,138
Vocational	94
Other	819

Support services:

Pupil	1,011
Instructional staff	1,051
Board of education	14
Administration	1,549
Fiscal	317
Business	209
Operations and maintenance	61,108
Pupil transportation	594,793
Central	84
Operation of non-instructional services	39
Extracurricular activities	265,938
Food service operations	135,885
Total depreciation expense	<u>\$ 1,465,829</u>

**NOTE 8 - LONG-TERM OBLIGATIONS**

- A. Due to the implementation of GASB Statement No. 87 (see Note 3.A for detail), the District has reported obligations for leases payable which are reflected in the schedule below. During fiscal year 2022, the following activity occurred in governmental activities long-term obligations:

	Restated Balance <u>6/30/21</u>	<u>Additions</u>	<u>Deductions</u>	Balance <u>6/30/22</u>	Due Within <u>One Year</u>
<i>General obligation bonds:</i>					
Qualified school construction bonds	\$ 560,000	\$ -	\$ (140,000)	\$ 420,000	\$ 140,000
School facilities construction and improvement bonds:					
Series 2020A	33,440,000	-	(1,450,000)	31,990,000	545,000
Series 2020B	8,900,000	-	(200,000)	8,700,000	150,000
Total general obligation bonds	<u>42,900,000</u>	<u>-</u>	<u>(1,790,000)</u>	<u>41,110,000</u>	<u>835,000</u>
<i>Other long-term obligations:</i>					
Leases payable	243,625	-	(48,713)	194,912	49,652
Net pension liability	52,810,690	-	(24,206,737)	28,603,953	-
Net OPEB liability	4,266,700	-	(522,753)	3,743,947	-
Compensated absences	2,086,428	558,381	(356,004)	2,288,805	399,531
Total governmental activities	<u>\$ 102,307,443</u>	<u>\$ 558,381</u>	<u>\$(26,924,207)</u>	75,941,617	<u>\$ 1,284,183</u>
Add: unamortized premium on debt				<u>2,595,594</u>	
Total long-term obligations				<u>\$ 78,537,211</u>	

**WEST CARROLLTON CITY SCHOOL DISTRICT  
MONTGOMERY COUNTY, OHIO**

NOTES TO THE BASIC FINANCIAL STATEMENTS  
FOR THE FISCAL YEAR ENDED JUNE 30, 2022

**NOTE 8 - LONG-TERM OBLIGATIONS - (Continued)**

Compensated absences will be paid out of the fund from which the employee is paid, which for the District is primarily the general fund. See Note 11 and Note 12 for more information on the net pension liability and net OPEB liability, respectively.

Qualified School Construction Bonds

On May 28, 2010, the District issued Qualified School Construction Bonds (QSCBs) to finance building construction and improvements. This issue is comprised of current interest term bonds, par value \$2,100,000, with an interest rate of 5.25%.

These bonds are general obligations of the District for which the full faith and credit of the District is pledged for repayment. Accordingly, such unmatured obligations of the District are accounted for on the statement of net position. Payments of interest relating to this bond are recorded as expenditures in the general fund.

Interest payments on the current interest bonds are due on April 1 and October 1 of each year. The final maturity stated in the issue is October 1, 2024.

The District receives a direct payment subsidy from the United States Treasury equal to 100% of the lesser of the interest payments on the bonds or the federal tax credits that would otherwise have been available to the holders of the bonds. The District recorded this subsidy from the federal government in the amount of \$31,272 in the general fund.

Principal and interest requirements for the qualified school construction bonds outstanding at June 30, 2022, are as follows:

Fiscal Year Ending June 30,	Qualified School Construction Bonds		
	Principal	Interest	Total
2023	\$ 140,000	\$ 18,375	\$ 158,375
2024	140,000	11,025	151,025
2025	140,000	3,675	143,675
Total	<u>\$ 420,000</u>	<u>\$ 33,075</u>	<u>\$ 453,075</u>

School Facilities Construction and Improvement Bonds

The District issued the school facilities construction and improvement bonds to finance building construction and improvements. The Series 2020A issue was dated March 17, 2020 and is comprised of current interest bonds, par value \$34,890,000, with interest rates ranging from 1.375% to 5%. The Series 2020B issue was dated March 31, 2020 and is comprised of current interest bonds, par value \$9,200,000, with interest rates ranging from 2% to 4%.

These bonds are general obligations of the District for which the full faith and credit of the District is pledged for repayment. Accordingly, such unmatured obligations of the District are accounted for on the statement of net position. Payments of principal and interest relating to this bond are recorded as expenditures in the bond retirement fund. Interest payments are due on June 1 and December 1 of each year. The final maturity stated in the issue is December 1, 2056 for the Series 2020A issue and December 1, 2039 for the Series 2020B issue.

**WEST CARROLLTON CITY SCHOOL DISTRICT  
MONTGOMERY COUNTY, OHIO**

NOTES TO THE BASIC FINANCIAL STATEMENTS  
FOR THE FISCAL YEAR ENDED JUNE 30, 2022

**NOTE 8 - LONG-TERM OBLIGATIONS - (Continued)**

Principal and interest requirements for the school facilities construction and improvement bonds outstanding at June 30, 2022, are as follows:

Fiscal Year Ending June 30,	Series 2020A			Series 2020B		
	Principal	Interest	Total	Principal	Interest	Total
2023	\$ 545,000	1,051,400	\$ 1,596,400	\$ 150,000	239,963	\$ 389,963
2024	570,000	1,029,100	1,599,100	100,000	236,213	336,213
2025	610,000	1,013,506	1,623,506	100,000	233,213	333,213
2026	620,000	1,003,081	1,623,081	100,000	229,713	329,713
2027	640,000	992,450	1,632,450	100,000	225,713	325,713
2028 - 2032	2,360,000	4,612,175	6,972,175	1,685,000	1,035,390	2,720,390
2033 - 2037	855,000	4,361,025	5,216,025	3,865,000	568,290	4,433,290
2038 - 2042	2,915,000	4,160,525	7,075,525	2,600,000	84,232	2,684,232
2043 - 2047	6,460,000	3,381,050	9,841,050	-	-	-
2048 - 2052	7,500,000	2,315,550	9,815,550	-	-	-
2053 - 2057	8,915,000	852,200	9,767,200	-	-	-
Total	<u>\$31,990,000</u>	<u>\$24,772,062</u>	<u>\$56,762,062</u>	<u>\$ 8,700,000</u>	<u>\$ 2,852,727</u>	<u>\$11,552,727</u>

**Leases Payable**

The District has entered into a lease agreement for the right to use copier equipment. The District entered into the lease for a term of 60 months on April 1, 2021. Payments are due monthly with the final payment due on March 1, 2026. Lease payments have been reclassified and are reflected as debt service expenditures for the general fund in the basic financial statements. These expenditures are reflected as program/function expenditures on a budgetary basis.

The following is a schedule of future lease payments under the agreement:

Fiscal Year	Principal	Interest	Total
2023	\$ 49,652	\$ 5,668	\$ 55,320
2024	51,310	4,010	55,320
2025	53,024	2,296	55,320
2026	40,926	564	41,490
Total	<u>\$ 194,912</u>	<u>\$ 12,538</u>	<u>\$ 207,450</u>

**B. Legal Debt Margin**

The Ohio Revised Code provides that voted net general obligation debt of the District shall never exceed 9% of the total assessed valuation of the District. The code further provides that unvoted indebtedness shall not exceed 1/10 of 1% of the property valuation of the District. The code additionally states that unvoted indebtedness related to energy conservation debt shall not exceed 9/10 of 1% of the property valuation of the District. The assessed valuation used in determining the District's legal debt margin has been modified by House Bill 530 which became effective March 30, 2006. In accordance with House Bill 530, the assessed valuation used in the District's legal debt margin calculation excluded tangible personal property used in business, telephone or telegraph property, interexchange telecommunications company property, and personal property owned or leased by a railroad company and used in railroad operations. The effect of these debt limitations at June 30, 2022, is a voted debt margin of \$1,315,492 (including available funds of \$1,542,540) and an unvoted debt margin of \$454,255.

**WEST CARROLLTON CITY SCHOOL DISTRICT  
MONTGOMERY COUNTY, OHIO**

**NOTES TO THE BASIC FINANCIAL STATEMENTS  
FOR THE FISCAL YEAR ENDED JUNE 30, 2022**

**NOTE 9 - OTHER EMPLOYEE BENEFITS**

**A. Compensated Absences**

The criteria for determining vacation and sick leave components are derived from negotiated agreements and State laws. Classified employees earn ten to twenty days of vacation per fiscal year, depending upon length of service. Accumulated, unused vacation time is paid to classified employees and administrators upon termination of employment.

Teachers, administrators and classified employees earn sick leave at the rate of one and one-fourth days per month. Sick leave may be accumulated to a maximum of 335 days for classified personnel and 435 days for certificated personnel. Upon retirement, payment is made for one-fourth of accrued, but unused, sick leave for the first 120 days of accrued but unused sick leave. In addition, an employee is entitled to one-fourth of accrued but unused sick leave in excess of 200 days up to a maximum of 435 days for certified employees and 335 days for classified employees. Certain provisions allow for an employee to receive one-fourth of accrued but unused sick leave between 121 days and 200 days based upon meeting certain years of service requirements.

The District provides a retirement incentive for State Teacher's Retirement System of Ohio (STRS Ohio) employees who have been continuously employed in the District for at least 10 years and who has 31 years of service credit to apply toward pension calculation under STRS Ohio or a teacher who has 25 or 26 years of service and is 55 years of age and otherwise eligible to retire under the rules of the STRS Ohio shall be qualified to receive, in addition to and separate from the severance pay provisions above. Employees who enroll in the early retirement incentive plan must submit written notification to the Board on or before the February 1 of the year of retirement. A one time cash payment of \$10,000 shall be made within the calendar year of the retirement date.

**B. Insurance Benefits**

The District provides life insurance and accidental death and dismemberment insurance to all employees through Sun Life Assurance Company.

**NOTE 10 - RISK MANAGEMENT**

**A. Comprehensive**

The District maintains comprehensive insurance coverage with private carriers for real property, building contents and vehicles. Vehicles policies include liability coverage for bodily injury and property damage. Real property and contents are 90% coinsured.

Settled claims resulting from these risks have not exceeded commercial insurance coverage in any of the past three fiscal years. There has been no significant reduction in amounts of insurance coverage from fiscal year 2021.

**B. Workers' Compensation**

The District participates in the Ohio School Boards Association Workers' Compensation Group Rating Plan (GRP), an insurance purchasing pool. The intent of the GRP is to achieve the benefit of a reduced premium for the District by virtue of its grouping and representation with other participants in the GRP. The workers' compensation experience of the participating Districts is calculated as on experience and a common premium rate is applied to all Districts in the GRP. Each participant pays its workers' compensation premium to the State based on the rate for the group rather than its individual rate. Total savings are then calculated and each participant's individual performance is compared to the overall savings percentage of the GRP. Participation in the GRP is limited to Districts that can meet the GRP's selection criteria. The firm of CompManagement provides administrative, cost control and actuarial services to the GRP.

**WEST CARROLLTON CITY SCHOOL DISTRICT  
MONTGOMERY COUNTY, OHIO**

NOTES TO THE BASIC FINANCIAL STATEMENTS  
FOR THE FISCAL YEAR ENDED JUNE 30, 2022

**NOTE 10 - RISK MANAGEMENT - (Continued)**

**C. Employee Health and Dental Benefits**

The District provides employee health and dental insurance as part of an insurance purchasing pool with the Southwestern Ohio Educational Purchasing Council.

**NOTE 11 - DEFINED BENEFIT PENSION PLANS**

The Statewide retirement systems provide both pension benefits and other postemployment benefits (OPEB).

***Net Pension Liability/Net OPEB Liability/Asset***

The net pension liability/asset and the net OPEB liability/asset reported on the statement of net position represents a liability or asset to employees for pensions and OPEB, respectively.

Pensions and OPEB are a component of exchange transactions—between an employer and its employees—of salaries and benefits for employee services. Pensions/OPEB are provided to an employee—on a deferred-payment basis—as part of the total compensation package offered by an employer for employee services each financial period. The obligation to sacrifice resources for pensions is a present obligation because it was created as a result of employment exchanges that already have occurred.

The net pension/OPEB liability (asset) represent the District's proportionate share of each pension/OPEB plan's collective actuarial present value of projected benefit payments attributable to past periods of service, net of each pension/OPEB plan's fiduciary net position. The net pension/OPEB liability (asset) calculation is dependent on critical long-term variables, including estimated average life expectancies, earnings on investments, cost of living adjustments and others. While these estimates use the best information available, unknowable future events require adjusting these estimates annually.

The Ohio Revised Code limits the District's obligation for this liability to annually required payments. The District cannot control benefit terms or the manner in which pensions/OPEB are financed; however, the District does receive the benefit of employees' services in exchange for compensation including pension and OPEB.

GASB 68/75 assumes the liability is solely the obligation of the employer, because (1) they benefit from employee services; and (2) State statute requires funding to come from these employers. All pension contributions to date have come solely from these employers (which also includes pension costs paid in the form of withholdings from employees). The retirement systems may allocate a portion of the employer contributions to provide for these OPEB benefits. In addition, health care plan enrollees pay a portion of the health care costs in the form of a monthly premium. State statute requires the retirement systems to amortize unfunded pension liabilities within 30 years. If the pension amortization period exceeds 30 years, each retirement system's board must propose corrective action to the State legislature. Any resulting legislative change to benefits or funding could significantly affect the net pension/OPEB liability (asset). Resulting adjustments to the net pension/OPEB liability (asset) would be effective when the changes are legally enforceable. The Ohio Revised Code permits, but does not require, the retirement systems to provide healthcare to eligible benefit recipients.

The remainder of this note includes the required pension disclosures. See Note 12 for the required OPEB disclosures.

The proportionate share of each plan's unfunded benefits is presented as a long-term *net pension/OPEB liability (asset)* on the accrual basis of accounting. Any liability for the contractually required pension contribution outstanding at the end of the year is included as a liability on both the accrual and modified accrual bases of accounting.



**WEST CARROLLTON CITY SCHOOL DISTRICT  
MONTGOMERY COUNTY, OHIO**

NOTES TO THE BASIC FINANCIAL STATEMENTS  
FOR THE FISCAL YEAR ENDED JUNE 30, 2022

**NOTE 11 - DEFINED BENEFIT PENSION PLANS - (Continued)**

***Plan Description - School Employees Retirement System (SERS)***

Plan Description - The District’s non-teaching employees participate in SERS, a cost-sharing multiple-employer defined benefit pension plan administered by SERS. SERS provides retirement, disability and survivor benefits, annual cost-of-living adjustments, and death benefits to plan members and beneficiaries. Authority to establish and amend benefits is provided by Ohio Revised Code Chapter 3309. SERS issues a publicly available, stand-alone financial report that includes financial statements, required supplementary information and detailed information about SERS’ fiduciary net position. That report can be obtained by visiting the SERS website at [www.ohsers.org](http://www.ohsers.org) under Employers/Audit Resources.

Age and service requirements for retirement are as follows:

	Eligible to Retire on or before August 1, 2017 *	Eligible to Retire after August 1, 2017
Full benefits	Any age with 30 years of service credit	Age 67 with 10 years of service credit; or Age 57 with 30 years of service credit
Actuarially reduced benefits	Age 60 with 5 years of service credit; or Age 55 with 25 years of service credit	Age 62 with 10 years of service credit; or Age 60 with 25 years of service credit

\* Members with 25 years of service credit as of August 1, 2017 will be included in this plan.

Annual retirement benefits are calculated based on final average salary multiplied by a percentage that varies based on years of service; 2.2% for the first thirty years of service and 2.5% for years of service credit over 30. Final average salary is the average of the highest three years of salary.

An individual whose benefit effective date is before April 1, 2018, is eligible for a cost-of-living adjustment (COLA) on the first anniversary date of the benefit. Beginning April 1, 2018, new benefit recipients must wait until the fourth anniversary of their benefit for COLA eligibility. The COLA is added each year to the base benefit amount on the anniversary date of the benefit. A three-year COLA suspension was in effect for all benefit recipients for the years 2018, 2019, and 2020. Upon resumption of the COLA, it will be indexed to the percentage increase in the CPI-W, not to exceed 2.5% and with a floor of 0%. In 2021, the Board of Trustees approved a 2.5% cost-of-living adjustment (COLA) for eligible retirees and beneficiaries in 2022.

Funding Policy - Plan members are required to contribute 10.00% of their annual covered salary and the District is required to contribute 14.00% of annual covered payroll. The contribution requirements of plan members and employers are established and may be amended by the SERS’ Retirement Board up to statutory maximum amounts of 10.00% for plan members and 14.00% for employers. The Retirement Board, acting with the advice of the actuary, allocates the employer contribution rate among four of the System’s funds (Pension Trust Fund, Death Benefit Fund, Medicare B Fund, and Health Care Fund). For the fiscal year ended June 30, 2022, the allocation to pension, death benefits, and Medicare B was 14.00%. For fiscal year 2022, the Retirement Board did not allocate any employer contribution to the Health Care Fund.

The District’s contractually required contribution to SERS was \$1,076,628 for fiscal year 2022. Of this amount, \$70,029 is reported as a liability.

**WEST CARROLLTON CITY SCHOOL DISTRICT  
MONTGOMERY COUNTY, OHIO**

NOTES TO THE BASIC FINANCIAL STATEMENTS  
FOR THE FISCAL YEAR ENDED JUNE 30, 2022

**NOTE 11 - DEFINED BENEFIT PENSION PLANS - (Continued)**

***Plan Description - State Teachers Retirement System (STRS)***

Plan Description - Licensed teachers participate in STRS, a cost-sharing multiple-employer public employee retirement system administered by STRS. STRS provides retirement and disability benefits to members and death and survivor benefits to beneficiaries. STRS issues a stand-alone financial report that includes financial statements, required supplementary information and detailed information about STRS' fiduciary net position. That report can be obtained by writing to STRS, 275 E. Broad St., Columbus, OH 43215-3771, by calling (888) 227-7877, or by visiting the STRS website at [www.strsoh.org](http://www.strsoh.org).

New members have a choice of three retirement plans: a Defined Benefit (DB) Plan, a Defined Contribution (DC) Plan and a Combined (CO) Plan. Benefits are established by Ohio Revised Code Chapter 3307.

The DB plan offers an annual retirement allowance based on final average salary multiplied by a percentage that varies based on years of service. Effective August 1, 2015, the calculation is 2.20% of final average salary for the five highest years of earnings multiplied by all years of service. In April 2017, the Retirement Board made the decision to reduce COLA granted on or after July 1, 2017, to 0% to preserve the fiscal integrity of the retirement system. Benefit recipients' base benefit and past cost-of living increases are not affected by this change. Eligibility changes will be phased in until August 1, 2026, when retirement eligibility for unreduced benefits will be five year of service credit and age 65, or 35 years of service credit and at least age 60.

Eligibility changes for DB Plan members who retire with actuarially reduced benefits will be phased in until August 1, 2026, when retirement eligibility will be five years of qualifying service credit and age 60, or 30 years of service credit at any age.

The DC Plan allows members to place all of their member contributions and 9.53% of the 14% employer contributions into an investment account. Investment allocation decisions are determined by the member. The remaining 4.47% of the 14% employer rate is allocated to the defined benefit unfunded liability. A member is eligible to receive a retirement benefit at age 50 and termination of employment. The member may elect to receive a lifetime monthly annuity or a lump sum withdrawal.

The Combined Plan offers features of both the DB Plan and the DC Plan. In the Combined Plan, 12% of the 14% member rate goes to the DC Plan and the remaining 2% is applied to the DB Plan. Member contributions to the DC Plan are allocated among investment choices by the member, and contributions to the DB Plan from the employer and the member are used to fund the defined benefit payment at a reduced level from the regular DB Plan. The defined benefit portion of the Combined Plan payment is payable to a member on or after age 60 with five years of service. The defined contribution portion of the account may be taken as a lump sum payment or converted to a lifetime monthly annuity after termination of employment at age 50 and after termination of employment.

New members who choose the DC Plan or Combined Plan will have another opportunity to reselect a permanent plan during their fifth year of membership. Members may remain in the same plan or transfer to another STRS plan. The optional annuitization of a member's defined contribution account or the defined contribution portion of a member's Combined Plan account to a lifetime benefit results in STRS bearing the risk of investment gain or loss on the account. STRS has therefore included all three plan options as one defined benefit plan for GASB 68 reporting purposes.

A DB or Combined Plan member with five or more years of credited service who is determined to be disabled may qualify for a disability benefit. New members must have at least ten years of qualifying service credit that apply for disability benefits. Members in the DC Plan who become disabled are entitled only to their account balance. Eligible survivors of members who die before service retirement may qualify for monthly benefits. If a member of the DC Plan dies before retirement benefits begin, the member's designated beneficiary is entitled to receive the member's account balance.

**WEST CARROLLTON CITY SCHOOL DISTRICT  
MONTGOMERY COUNTY, OHIO**

NOTES TO THE BASIC FINANCIAL STATEMENTS  
FOR THE FISCAL YEAR ENDED JUNE 30, 2022

**NOTE 11 - DEFINED BENEFIT PENSION PLANS - (Continued)**

Funding Policy - Employer and member contribution rates are established by the State Teachers Retirement Board and limited by Chapter 3307 of the Ohio Revised Code. The fiscal year 2022 employer and employee contribution rate of 14% was equal to the statutory maximum rates. For fiscal year 2022, the full employer contribution was allocated to pension.

The District's contractually required contribution to STRS was \$3,118,877 for fiscal year 2022. Of this amount, \$516,862 is reported as a liability.

***Pension Liabilities, Pension Expense, and Deferred Outflows of Resources and Deferred Inflows of Resources Related to Pensions***

The net pension liability was measured as of June 30, 2021, and the total pension liability used to calculate the net pension liability was determined by an actuarial valuation as of that date. The District's proportion of the net pension liability was based on the District's share of contributions to the pension plan relative to the projected contributions of all participating entities.

Following is information related to the proportionate share and pension expense:

	<u>SERS</u>	<u>STRS</u>	<u>Total</u>
Proportion of the net pension liability prior measurement date	0.190772300%	0.166109580%	
Proportion of the net pension liability current measurement date	<u>0.191520600%</u>	<u>0.168446491%</u>	
Change in proportionate share	<u>0.000748300%</u>	<u>0.002336911%</u>	
Proportionate share of the net pension liability	\$ 7,066,555	\$ 21,537,398	\$ 28,603,953
Pension expense	\$ (197,042)	\$ (1,292,655)	\$ (1,489,697)

At June 30, 2022, the District reported deferred outflows of resources and deferred inflows of resources related to pensions from the following sources:

	<u>SERS</u>	<u>STRS</u>	<u>Total</u>
<b>Deferred outflows of resources</b>			
Differences between expected and actual experience	\$ 681	\$ 665,403	\$ 666,084
Changes of assumptions	148,801	5,974,863	6,123,664
Difference between employer contributions and proportionate share of contributions/ change in proportionate share	44,267	407,961	452,228
Contributions subsequent to the measurement date	<u>1,076,628</u>	<u>3,118,877</u>	<u>4,195,505</u>
Total deferred outflows of resources	<u>\$ 1,270,377</u>	<u>\$ 10,167,104</u>	<u>\$ 11,437,481</u>

**WEST CARROLLTON CITY SCHOOL DISTRICT  
MONTGOMERY COUNTY, OHIO**

NOTES TO THE BASIC FINANCIAL STATEMENTS  
FOR THE FISCAL YEAR ENDED JUNE 30, 2022

**NOTE 11 - DEFINED BENEFIT PENSION PLANS - (Continued)**

	SERS	STRS	Total
<b>Deferred inflows of resources</b>			
Differences between expected and actual experience	\$ 183,264	\$ 134,996	\$ 318,260
Net difference between projected and actual earnings on pension plan investments	3,639,485	18,561,116	22,200,601
Difference between employer contributions and proportionate share of contributions/ change in proportionate share	-	1,305,037	1,305,037
Total deferred inflows of resources	\$ 3,822,749	\$ 20,001,149	\$ 23,823,898

\$4,195,505 reported as deferred outflows of resources related to pension resulting from District contributions subsequent to the measurement date will be recognized as a reduction of the net pension liability in the fiscal year ending June 30, 2023.

Other amounts reported as deferred outflows of resources and deferred inflows of resources related to pension will be recognized in pension expense as follows:

	SERS	STRS	Total
Fiscal Year Ending June 30:			
2023	\$ (864,304)	\$ (3,601,503)	\$ (4,465,807)
2024	(782,258)	(3,094,069)	(3,876,327)
2025	(865,338)	(2,675,819)	(3,541,157)
2026	(1,117,100)	(3,581,531)	(4,698,631)
Total	\$ (3,629,000)	\$ (12,952,922)	\$ (16,581,922)

***Actuarial Assumptions - SERS***

SERS' total pension liability was determined by their actuaries in accordance with GASB Statement No. 67, as part of their annual actuarial valuation for each defined benefit retirement plan. Actuarial valuations of an ongoing plan involve estimates of the value of reported amounts (e.g., salaries, credited service) and assumptions about the probability of occurrence of events far into the future (e.g., mortality, disabilities, retirements, employment termination). Actuarially determined amounts are subject to continual review and potential modifications, as actual results are compared with past expectations and new estimates are made about the future.

Projections of benefits for financial reporting purposes are based on the substantive plan (the plan as understood by the employers and plan members) and include the types of benefits provided at the time of each valuation and the historical pattern of sharing benefit costs between the employers and plan members to that point. The projection of benefits for financial reporting purposes does not explicitly incorporate the potential effects of legal or contractual funding limitations.

Actuarial calculations reflect a long-term perspective. For a newly hired employee, actuarial calculations will take into account the employee's entire career with the employer and also take into consideration the benefits, if any, paid to the employee after termination of employment until the death of the employee and any applicable contingent annuitant. In many cases actuarial calculations reflect several decades of service with the employer and the payment of benefits after termination.

**WEST CARROLLTON CITY SCHOOL DISTRICT  
MONTGOMERY COUNTY, OHIO**

NOTES TO THE BASIC FINANCIAL STATEMENTS  
FOR THE FISCAL YEAR ENDED JUNE 30, 2022

**NOTE 11 - DEFINED BENEFIT PENSION PLANS - (Continued)**

Key methods and assumptions used in calculating the total pension liability in the latest actuarial valuation, prepared as of June 30, 2021, are presented below:

Wage inflation:	
Current measurement date	2.40%
Prior measurement date	3.00%
Future salary increases, including inflation:	
Current measurement date	3.25% to 13.58%
Prior measurement date	3.50% to 18.20%
COLA or ad hoc COLA:	
Current measurement date	2.00%
Prior measurement date	2.50%
Investment rate of return:	
Current measurement date	7.00% net of system expenses
Prior measurement date	7.50% net of system expenses
Discount rate:	
Current measurement date	7.00%
Prior measurement date	7.50%
Actuarial cost method	Entry age normal (level percent of payroll)

In 2021, Mortality rates were based on the PUB-2010 General Employee Amount Weight Below Median Healthy Retiree mortality table projected to 2017 with ages set forward 1 year and adjusted 94.20% for males and set forward 2 years and adjusted 81.35% for females. Mortality among disabled members were based upon the PUB-2010 General Disabled Retiree mortality table projected to 2017 with ages set forward 5 years and adjusted 103.3% for males and set forward 3 years and adjusted 106.8% for females. Future improvement in mortality rates is reflected by applying the MP-2020 projection scale generationally.

In the prior measurement date, the mortality rates were based on the RP-2014 Blue Collar Mortality Table with fully generational projection and a five-year age set-back for both males and females. Mortality among service retired members, and beneficiaries were based upon the RP-2014 Blue Collar Mortality Table with fully generational projection with Scale BB, 120% of male rates, and 110% of female rates. Mortality among disabled members was based upon the RP-2000 Disabled Mortality Table, 90% for male rates and 100% for female rates, set back five years is used for the period after disability retirement.

The most recent experience study was completed for the five-year period ended June 30, 2020.

The long-term return expectation for the Pension Plan Investments has been determined using a building-block approach and assumes a time horizon, as defined in SERS' *Statement of Investment Policy*. A forecasted rate of inflation serves as the baseline for the return expectation. Various real return premiums over the baseline inflation rate have been established for each asset class. The long-term expected nominal rate of return has been determined by calculating a weighted average of the expected real return premiums for each asset class, adding the projected inflation rate, and adding the expected return from rebalancing uncorrelated asset classes.

**WEST CARROLLTON CITY SCHOOL DISTRICT  
MONTGOMERY COUNTY, OHIO**

NOTES TO THE BASIC FINANCIAL STATEMENTS  
FOR THE FISCAL YEAR ENDED JUNE 30, 2022

**NOTE 11 - DEFINED BENEFIT PENSION PLANS - (Continued)**

The target allocation and best estimates of arithmetic real rates of return for each major asset class are summarized in the following table:

Asset Class	Target Allocation	Long-Term Expected Real Rate of Return
Cash	2.00 %	(0.33) %
US Equity	24.75	5.72
Non-US Equity Developed	13.50	6.55
Non-US Equity Emerging	6.75	8.54
Fixed Income/Global Bonds	19.00	1.14
Private Equity	11.00	10.03
Real Estate/Real Assets	16.00	5.41
Multi-Asset Strategy	4.00	3.47
Private Debt/Private Credit	3.00	5.28
Total	<u>100.00 %</u>	

**Discount Rate** - The total pension liability was calculated using the discount rate of 7.00%. The projection of cash flows used to determine the discount rate assumed the contributions from employers and from the members would be computed based on contribution requirements as stipulated by state statute. Projected inflows from investment earnings were calculated using the long-term assumed investment rate of return (7.00%). Based on those assumptions, the plan's fiduciary net position was projected to be available to make all future benefit payments of current plan members. Therefore, the long-term expected rate of return on pension plan investments was applied to all periods of projected benefits to determine the total pension liability.

**Sensitivity of the District's Proportionate Share of the Net Pension Liability to Changes in the Discount Rate** - Net pension liability is sensitive to changes in the discount rate, and to illustrate the potential impact the following table presents the net pension liability calculated using the discount rate of 7.00%, as well as what each plan's net pension liability would be if it were calculated using a discount rate that is one percentage point lower (6.00%), or one percentage point higher (8.00%) than the current rate.

	1% Decrease	Current Discount Rate	1% Increase
District's proportionate share of the net pension liability	\$ 11,757,012	\$ 7,066,555	\$ 3,110,888

**Actuarial Assumptions - STRS**

Key methods and assumptions used in the latest actuarial valuation, reflecting experience study results used in the June 30, 2021, actuarial valuation are presented below:

	June 30, 2021	June 30, 2020
Inflation	2.50%	2.50%
Projected salary increases	12.50% at age 20 to 2.50% at age 65	12.50% at age 20 to 2.50% at age 65
Investment rate of return	7.00%, net of investment expenses, including inflation	7.45%, net of investment expenses, including inflation
Discount rate of return	7.00%	7.45%
Payroll increases	3.00%	3.00%
Cost-of-living adjustments (COLA)	0.00%	0.00%

**WEST CARROLLTON CITY SCHOOL DISTRICT  
MONTGOMERY COUNTY, OHIO**

NOTES TO THE BASIC FINANCIAL STATEMENTS  
FOR THE FISCAL YEAR ENDED JUNE 30, 2022

**NOTE 11 - DEFINED BENEFIT PENSION PLANS - (Continued)**

For the June 30, 2021, actuarial valuation, post-retirement mortality rates are based on the RP-2014 Annuitant Mortality Tables with 50% of rates through age 69, 70% of rates between ages 70 and 79, 90% of rates between ages 80 and 84, and 100% of rates thereafter, projected forward generationally using mortality improvement scale MP-2016. Pre-retirement mortality rates are based on RP-2014 Employee Mortality Tables, projected forward generationally using mortality improvement scale MP-2016. Post-retirement disabled mortality rates are based on the RP-2014 Disabled Mortality Tables with 90% of rates for males and 100% of rates for females, projected forward generationally using mortality improvement scale MP-2016.

Actuarial assumptions used in the June 30, 2021 valuation are based on the results of an actuarial experience study for the period July 1, 2011 through June 30, 2016.

STRS Ohio's investment consultant develops an estimate range for the investment return assumption based on the target allocation adopted by the Retirement Board. The target allocation and long-term expected rate of return for each major asset class are summarized as follows:

Asset Class	Target Allocation	Long-Term Expected Real Rate of Return *
Domestic Equity	28.00 %	7.35 %
International Equity	23.00	7.55
Alternatives	17.00	7.09
Fixed Income	21.00	3.00
Real Estate	10.00	6.00
Liquidity Reserves	1.00	2.25
<b>Total</b>	<b>100.00 %</b>	

\*10-Year geometric nominal returns, which include the real rate of return and inflation of 2.25% and does not include investment expenses. Over a 30-year period, STRS' investment consultant indicates that the above target allocations should generate a return above the actuarial rate of return, without net value added by management.

**Discount Rate** - The discount rate used to measure the total pension liability was 7.00% as of June 30, 2021. The projection of cash flows used to determine the discount rate assumes that member and employer contributions will be made at the statutory contribution rates in accordance with the rates described previously. For this purpose, only employer contributions that are intended to fund benefits of current plan members and their beneficiaries are included. Based on those assumptions, STRS Ohio's fiduciary net position was projected to be available to make all projected future benefit payments to current plan members as of June 30, 2021. Therefore, the long-term expected rate of return on pension plan investments of 7.00% was applied to all periods of projected benefit payments to determine the total pension liability as of June 30, 2021.

**Sensitivity of the District's Proportionate Share of the Net Pension Liability to Changes in the Discount Rate** - The following table represents the net pension liability as of June 30, 2021, calculated using the current period discount rate assumption of 7.00%, as well as what the net pension liability would be if it were calculated using a discount rate that is one percentage point lower (6.00%) or one percentage point higher (8.00%) than the current assumption:

	1% Decrease	Current Discount Rate	1% Increase
District's proportionate share of the net pension liability	\$ 40,331,486	\$ 21,537,398	\$ 5,656,434

**Changes Between Measurement Date and Reporting Date** - STRS approved a one-time 3.00% cost-of-living adjustment to eligible benefit recipients effective July 1, 2022. It is unknown what the effect this change will have on the net pension liability.

**WEST CARROLLTON CITY SCHOOL DISTRICT  
MONTGOMERY COUNTY, OHIO**

**NOTES TO THE BASIC FINANCIAL STATEMENTS  
FOR THE FISCAL YEAR ENDED JUNE 30, 2022**

**NOTE 12 - DEFINED BENEFIT OPEB PLANS**

***Net OPEB Liability/Asset***

See Note 11 for a description of the net OPEB liability (asset).

***Plan Description - School Employees Retirement System (SERS)***

Health Care Plan Description - The District contributes to the SERS Health Care Fund, administered by SERS for non-certificated retirees and their beneficiaries. For GASB 75 purposes, this plan is considered a cost-sharing other postemployment benefit (OPEB) plan. SERS' Health Care Plan provides healthcare benefits to eligible individuals receiving retirement, disability, and survivor benefits, and to their eligible dependents. Members who retire after June 1, 1986, need 10 years of service credit, exclusive of most types of purchased credit, to qualify to participate in SERS' health care coverage. In addition to age and service retirees, disability benefit recipients and beneficiaries who are receiving monthly benefits due to the death of a member or retiree, are eligible for SERS' health care coverage. Most retirees and dependents choosing SERS' health care coverage are over the age of 65 and therefore enrolled in a fully insured Medicare Advantage plan; however, SERS maintains a traditional, self-insured preferred provider organization for its non-Medicare retiree population. For both groups, SERS offers a self-insured prescription drug program. Health care is a benefit that is permitted, not mandated, by statute. The financial report of the Plan is included in the SERS Annual Comprehensive Financial Report which can be obtained on SERS' website at [www.ohsers.org](http://www.ohsers.org) under Employers/Audit Resources.

Access to health care for retirees and beneficiaries is permitted in accordance with Section 3309 of the Ohio Revised Code. The Health Care Fund was established and is administered in accordance with Internal Revenue Code Section 105(e). SERS' Retirement Board reserves the right to change or discontinue any health plan or program. Active employee members do not contribute to the Health Care Plan. The SERS Retirement Board established the rules for the premiums paid by the retirees for health care coverage for themselves and their dependents or for their surviving beneficiaries. Premiums vary depending on the plan selected, qualified years of service, Medicare eligibility, and retirement status.

Funding Policy - State statute permits SERS to fund the health care benefits through employer contributions. Each year, after the allocation for statutorily required pensions and benefits, the Retirement Board may allocate the remainder of the employer contribution of 14% of covered payroll to the Health Care Fund in accordance with the funding policy. For the fiscal year ended June 30, 2022, SERS did not allocate any employer contributions to post-employment health care. An additional health care surcharge on employers is collected for employees earning less than an actuarially determined minimum compensation amount, pro-rated if less than a full year of service credit was earned. For fiscal year 2022, this amount was \$25,000. Statutes provide that no employer shall pay a health care surcharge greater than 2% of that employer's SERS-covered payroll; nor may SERS collect in aggregate more than 1.5% of the total statewide SERS-covered payroll for the health care surcharge. For fiscal year 2022, the District's surcharge obligation was \$138,519.

The surcharge added to the allocated portion of the 14% employer contribution rate is the total amount assigned to the Health Care Fund. The District's contractually required contribution to SERS was \$138,519 for fiscal year 2022, which is reported as a liability.

***Plan Description - State Teachers Retirement System (STRS)***

Plan Description - The State Teachers Retirement System of Ohio (STRS) administers a cost-sharing Health Plan administered for eligible retirees who participated in the defined benefit or combined pension plans offered by STRS. Ohio law authorizes STRS to offer this plan. Benefits include hospitalization, physicians' fees, prescription drugs and partial reimbursement of monthly Medicare Part B premiums. The Medicare Part B monthly reimbursement elimination date was postponed indefinitely. The Plan is included in the report of STRS which can be obtained by visiting [www.strsoh.org](http://www.strsoh.org) or by calling (888) 227-7877.



**WEST CARROLLTON CITY SCHOOL DISTRICT  
MONTGOMERY COUNTY, OHIO**

NOTES TO THE BASIC FINANCIAL STATEMENTS  
FOR THE FISCAL YEAR ENDED JUNE 30, 2022

**NOTE 12 - DEFINED BENEFIT OPEB PLANS - (Continued)**

Funding Policy - Ohio Revised Code Chapter 3307 authorizes STRS to offer the Plan and gives the Retirement Board discretionary authority over how much, if any, of the health care costs will be absorbed by STRS. Active employee members do not contribute to the Health Care Plan. Nearly all health care plan enrollees, for the most recent year, pay a portion of the health care costs in the form of a monthly premium. Under Ohio law, funding for post-employment health care may be deducted from employer contributions, currently 14% of covered payroll. For the fiscal year ended June 30, 2022, STRS did not allocate any employer contributions to post-employment health care.

***OPEB Liabilities/Assets, OPEB Expense, and Deferred Outflows of Resources and Deferred Inflows of Resources Related to OPEB***

The net OPEB liability/asset was measured as of June 30, 2021, and the total OPEB liability/asset used to calculate the net OPEB liability/asset was determined by an actuarial valuation as of that date. The District's proportion of the net OPEB liability/asset was based on the District's share of contributions to the respective retirement systems relative to the contributions of all participating entities.

Following is information related to the proportionate share and OPEB expense:

	<u>SERS</u>	<u>STRS</u>	<u>Total</u>
Proportion of the net OPEB liability/asset prior measurement date	0.196321100%	0.166109580%	
Proportion of the net OPEB liability/asset current measurement date	<u>0.197822200%</u>	<u>0.168446491%</u>	
Change in proportionate share	<u>0.001501100%</u>	<u>0.002336911%</u>	
Proportionate share of the net OPEB liability	\$ 3,743,947	\$ -	\$ 3,743,947
Proportionate share of the net OPEB (asset)	\$ -	\$ (3,551,557)	\$ (3,551,557)
OPEB expense	\$ (40,479)	\$ (345,487)	\$ (385,966)

At June 30, 2022, the District reported deferred outflows of resources and deferred inflows of resources related to OPEB from the following sources:

	<u>SERS</u>	<u>STRS</u>	<u>Total</u>
<b>Deferred outflows of resources</b>			
Differences between expected and actual experience	\$ 39,909	\$ 126,462	\$ 166,371
Changes of assumptions	587,338	226,856	814,194
Difference between employer contributions and proportionate share of contributions/ change in proportionate share	44,426	1,605	46,031
Contributions subsequent to the measurement date	<u>138,519</u>	<u>-</u>	<u>138,519</u>
Total deferred outflows of resources	<u>\$ 810,192</u>	<u>\$ 354,923</u>	<u>\$ 1,165,115</u>

**WEST CARROLLTON CITY SCHOOL DISTRICT  
MONTGOMERY COUNTY, OHIO**

NOTES TO THE BASIC FINANCIAL STATEMENTS  
FOR THE FISCAL YEAR ENDED JUNE 30, 2022

**NOTE 12 - DEFINED BENEFIT OPEB PLANS - (Continued)**

	<u>SERS</u>	<u>STRS</u>	<u>Total</u>
<b>Deferred inflows of resources</b>			
Differences between expected and actual experience	\$ 1,864,654	\$ 650,712	\$ 2,515,366
Net difference between projected and actual earnings on OPEB plan investments	81,337	984,430	1,065,767
Changes of assumptions	512,704	2,118,764	2,631,468
Difference between employer contributions and proportionate share of contributions/ change in proportionate share	<u>66,593</u>	<u>224,770</u>	<u>291,363</u>
Total deferred inflows of resources	<u>\$ 2,525,288</u>	<u>\$ 3,978,676</u>	<u>\$ 6,503,964</u>

\$138,519 reported as deferred outflows of resources related to OPEB resulting from District contributions subsequent to the measurement date will be recognized as a reduction of the net OPEB liability/asset in the fiscal year ending June 30, 2023.

Other amounts reported as deferred outflows of resources and deferred inflows of resources related to OPEB will be recognized in OPEB expense as follows:

	<u>SERS</u>	<u>STRS</u>	<u>Total</u>
Fiscal Year Ending June 30:			
2023	\$ (424,040)	\$ (1,067,502)	\$ (1,491,542)
2024	(424,609)	(1,042,865)	(1,467,474)
2025	(425,284)	(949,238)	(1,374,522)
2026	(355,061)	(428,032)	(783,093)
2027	(174,678)	(139,542)	(314,220)
Thereafter	<u>(49,943)</u>	<u>3,426</u>	<u>(46,517)</u>
Total	<u>\$ (1,853,615)</u>	<u>\$ (3,623,753)</u>	<u>\$ (5,477,368)</u>

***Actuarial Assumptions - SERS***

The total OPEB liability is determined by SERS' actuaries in accordance with GASB Statement No. 74, as part of their annual actuarial valuation for each retirement plan. Actuarial valuations of an ongoing plan involve estimates of the value of reported amounts (e.g., salaries, credited service) and assumptions about the probability of occurrence of events far into the future (e.g., mortality, disabilities, retirements, employment terminations). Actuarially determined amounts are subject to continual review and potential modifications, as actual results are compared with past expectations and new estimates are made about the future.

Projections of benefits for financial reporting purposes are based on the substantive plan (the plan as understood by the employers and plan members) and include the types of benefits provided at the time of each valuation and the historical pattern of sharing benefit costs between the employers and plan members to that point. The projection of benefits for financial reporting purposes does not explicitly incorporate the potential effects of legal or contractual funding limitations.

**WEST CARROLLTON CITY SCHOOL DISTRICT  
MONTGOMERY COUNTY, OHIO**

NOTES TO THE BASIC FINANCIAL STATEMENTS  
FOR THE FISCAL YEAR ENDED JUNE 30, 2022

**NOTE 12 - DEFINED BENEFIT OPEB PLANS - (Continued)**

Actuarial calculations reflect a long-term perspective. For a newly hired employee, actuarial calculations will take into account the employee's entire career with the employer and also take into consideration the benefits, if any, paid to the employee after termination of employment until the death of the employee and any applicable contingent annuitant. In many cases, actuarial calculations reflect several decades of service with the employer and the payment of benefits after termination.

Key methods and assumptions used in calculating the total OPEB liability in the latest actuarial valuation date of June 30, 2021 are presented below:

Wage inflation:	
Current measurement date	2.40%
Prior measurement date	3.00%
Future salary increases, including inflation:	
Current measurement date	3.25% to 13.58%
Prior measurement date	3.50% to 18.20%
Investment rate of return:	
Current measurement date	7.00% net of investment expense, including inflation
Prior measurement date	7.50% net of investment expense, including inflation
Municipal bond index rate:	
Current measurement date	1.92%
Prior measurement date	2.45%
Single equivalent interest rate, net of plan investment expense, including price inflation:	
Current measurement date	2.27%
Prior measurement date	2.63%
Medical trend assumption:	
Current measurement date	
Medicare	5.125 to 4.400%
Pre-Medicare	6.750 to 4.400%
Prior measurement date	
Medicare	5.25 to 4.75%
Pre-Medicare	7.00 to 4.75%

In 2021, Mortality rates were based on the PUB-2010 General Employee Amount Weight Below Median Healthy Retiree mortality table projected to 2017 with ages set forward 1 year and adjusted 94.20% for males and set forward 2 years and adjusted 81.35% for females. Mortality among disabled members were based upon the PUB-2010 General Disabled Retiree mortality table projected to 2017 with ages set forward 5 years and adjusted 103.3% for males and set forward 3 years and adjusted 106.8% for females. Future improvement in mortality rates is reflected by applying the MP-2020 projection scale generationally.

In the prior measurement date, the mortality rates were based on the RP-2014 Blue Collar Mortality Table with fully generational projection and a five-year age set-back for both males and females. Mortality among service retired members, and beneficiaries were based upon the RP-2014 Blue Collar Mortality Table with fully generational projection with Scale BB, 120% of male rates, and 110% of female rates. Mortality among disabled members was based upon the RP-2000 Disabled Mortality Table, 90% for male rates and 100% for female rates, set back five years is used for the period after disability retirement.

The most recent experience study was completed for the five-year period ended June 30, 2020.

**WEST CARROLLTON CITY SCHOOL DISTRICT  
MONTGOMERY COUNTY, OHIO**

NOTES TO THE BASIC FINANCIAL STATEMENTS  
FOR THE FISCAL YEAR ENDED JUNE 30, 2022

**NOTE 12 - DEFINED BENEFIT OPEB PLANS - (Continued)**

The long-term expected rate of return on plan assets is reviewed as part of the actuarial five-year experience study. The most recent study covers fiscal years 2015 through 2020 and was adopted by the Board in 2021. Several factors are considered in evaluating the long-term rate of return assumption including long-term historical data, estimates inherent in current market data, and a log-normal distribution analysis in which best-estimate ranges of expected future real rates of return were developed by the investment consultant for each major asset class. These ranges were combined to produce the long-term expected rate of return, 7.00%, by weighting the expected future real rates of return by the target asset allocation percentage and then adding expected inflation. The capital market assumptions developed by the investment consultant are intended for use over a 10-year horizon and may not be useful in setting the long-term rate of return for funding pension plans which covers a longer timeframe. The assumption is intended to be a long-term assumption and is not expected to change absent a significant change in the asset allocation, a change in the inflation assumption, or a fundamental change in the market that alters expected returns in future years.

The target asset allocation and best estimates of arithmetic real rates of return for each major asset class, as used in the June 30, 2020 five-year experience study, are summarized as follows:

Asset Class	Target Allocation	Long-Term Expected Real Rate of Return
Cash	2.00 %	(0.33) %
US Equity	24.75	5.72
Non-US Equity Developed	13.50	6.55
Non-US Equity Emerging	6.75	8.54
Fixed Income/Global Bonds	19.00	1.14
Private Equity	11.00	10.03
Real Estate/Real Assets	16.00	5.41
Multi-Asset Strategy	4.00	3.47
Private Debt/Private Credit	3.00	5.28
Total	<u>100.00 %</u>	

**Discount Rate** - The discount rate used to measure the total OPEB liability at June 30, 2021 was 2.27%. The discount rate used to measure total OPEB liability prior to June 30, 2021 was 2.63%. The projection of cash flows used to determine the discount rate assumed that contributions will be made from members and the System at the contribution rate of 1.50% of projected covered payroll each year, which includes a 1.50% payroll surcharge and no contributions from the basic benefits plan. Based on these assumptions, the OPEB plan’s fiduciary net position was projected to become insufficient to make all projected future benefit payments of current System members by SERS actuaries. The Municipal Bond Index Rate is used in the determination of the SEIR for both the June 30, 2020 and the June 30, 2021 total OPEB liability. The Municipal Bond Index rate is the single rate that will generate a present value of benefit payments equal to the sum of the present value determined by the long-term expected rate of return, and the present value determined by discounting those benefits after the date of depletion. The Municipal Bond Index Rate is 1.92% at June 30, 2021 and 2.45% at June 30, 2020.

**Sensitivity of the District's Proportionate Share of the Net OPEB Liability to Changes in the Discount Rate and Changes in the Health Care Cost Trend Rates** - The net OPEB liability is sensitive to changes in the discount rate and the health care cost trend rate. The following table presents the net OPEB liability, what the net OPEB liability would be if it were calculated using a discount rate that is 1 percentage point lower (1.27%) and higher (3.27%) than the current discount rate (2.27%). Also shown is what the net OPEB liability would be based on health care cost trend rates that are 1 percentage point lower (5.75% decreasing to 3.40%) and higher (7.75% decreasing to 5.40%) than the current rate (6.75% decreasing to 4.40%).

**WEST CARROLLTON CITY SCHOOL DISTRICT  
MONTGOMERY COUNTY, OHIO**

NOTES TO THE BASIC FINANCIAL STATEMENTS  
FOR THE FISCAL YEAR ENDED JUNE 30, 2022

**NOTE 12 - DEFINED BENEFIT OPEB PLANS - (Continued)**

	1% Decrease	Current Discount Rate	1% Increase
District's proportionate share of the net OPEB liability	\$ 4,639,204	\$ 3,743,947	\$ 3,028,753

	1% Decrease	Current Trend Rate	1% Increase
District's proportionate share of the net OPEB liability	\$ 2,882,533	\$ 3,743,947	\$ 4,894,533

***Actuarial Assumptions - STRS***

Key methods and assumptions used in the latest actuarial valuation, reflecting experience study results used in the June 30, 2021, actuarial valuation, compared with June 30, 2020, are presented below:

	June 30, 2021		June 30, 2020	
Inflation	2.50%		2.50%	
Projected salary increases	12.50% at age 20 to 2.50% at age 65		12.50% at age 20 to 2.50% at age 65	
Investment rate of return	7.00%, net of investment expenses, including inflation		7.45%, net of investment expenses, including inflation	
Payroll increases	3.00%		3.00%	
Cost-of-living adjustments (COLA)	0.00%		0.00%	
Discount rate of return	7.00%		7.45%	
Blended discount rate of return	N/A		N/A	
Health care cost trends				
	Initial	Ultimate	Initial	Ultimate
Medical				
Pre-Medicare	5.00%	4.00%	5.00%	4.00%
Medicare	-16.18%	4.00%	-6.69%	4.00%
Prescription Drug				
Pre-Medicare	6.50%	4.00%	6.50%	4.00%
Medicare	29.98%	4.00%	11.87%	4.00%

Projections of benefits include the historical pattern of sharing benefit costs between the employers and retired plan members.

For healthy retirees the mortality rates are based on the RP-2014 Annuitant Mortality Tables with 50% of rates through age 69, 70% of rates between ages 70 and 79, 90% of rates between ages 80 and 84, and 100% of rates thereafter, projected forward generationally using mortality improvement scale MP-2016. For disabled retirees, mortality rates are based on the RP-2014 Disabled Mortality Tables with 90% of rates for males and 100% of rates for females, projected forward generationally using mortality improvement scale MP-2016.

Actuarial assumptions used in the June 30, 2021 valuation are based on the results of an actuarial experience study for the period July 1, 2011 through June 30, 2016.

**WEST CARROLLTON CITY SCHOOL DISTRICT  
MONTGOMERY COUNTY, OHIO**

NOTES TO THE BASIC FINANCIAL STATEMENTS  
FOR THE FISCAL YEAR ENDED JUNE 30, 2022

**NOTE 12 - DEFINED BENEFIT OPEB PLANS - (Continued)**

**Assumption Changes Since the Prior Measurement Date** - The discount rate was adjusted to 7.00% from 7.45% for the June 30, 2021 valuation.

**Benefit Term Changes Since the Prior Measurement Date** - The non-Medicare subsidy percentage was increased effective January 1, 2022 from 2.055% to 2.100%. The non-Medicare frozen subsidy base premium was increased effective January 1, 2022. The Medicare Part D subsidy was updated to reflect it is expected to be negative in CY2022. The Part B monthly reimbursement elimination date was postponed indefinitely.

STRS' investment consultant develops an estimate range for the investment return assumption based on the target allocation adopted by the Retirement Board. The target allocation and long-term expected rate of return for each major asset class are summarized as follows:

Asset Class	Target Allocation	Long-Term Expected Real Rate of Return *
Domestic Equity	28.00 %	7.35 %
International Equity	23.00	7.55
Alternatives	17.00	7.09
Fixed Income	21.00	3.00
Real Estate	10.00	6.00
Liquidity Reserves	1.00	2.25
<b>Total</b>	<b>100.00 %</b>	

\*10-Year geometric nominal returns, which include the real rate of return and inflation of 2.25% and does not include investment expenses. Over a 30-year period, STRS' investment consultant indicates that the above target allocations should generate a return above the actuarial rate of return, without net value added by management.

**Discount Rate** - The discount rate used to measure the total OPEB asset was 7.00% as of June 30, 2021. The projection of cash flows used to determine the discount rate assumed STRS Ohio continues to allocate no employer contributions to the health care fund. Based on these assumptions, the OPEB plan's fiduciary net position was projected to be available to make all projected future benefit payments to current plan members as of June 30, 2021. Therefore, the long-term expected rate of return on health care fund investments of 7.00% was applied to all periods of projected health care costs to determine the total OPEB liability as of June 30, 2021.

**Sensitivity of the District's Proportionate Share of the Net OPEB Asset to Changes in the Discount and Health Care Cost Trend Rate** - The following table represents the net OPEB asset as of June 30, 2021, calculated using the current period discount rate assumption of 7.00%, as well as what the net OPEB asset would be if it were calculated using a discount rate that is one percentage point lower (6.00%) or one percentage point higher (8.00%) than the current assumption. Also shown is the net OPEB asset as if it were calculated using health care cost trend rates that are one percentage point lower or one percentage point higher than the current health care cost trend rates.

	1% Decrease	Current Discount Rate	1% Increase
District's proportionate share of the net OPEB asset	\$ 2,996,965	\$ 3,551,557	\$ 4,014,835
	1% Decrease	Current Trend Rate	1% Increase
District's proportionate share of the net OPEB asset	\$ 3,996,063	\$ 3,551,557	\$ 3,001,883

**WEST CARROLLTON CITY SCHOOL DISTRICT  
MONTGOMERY COUNTY, OHIO**

NOTES TO THE BASIC FINANCIAL STATEMENTS  
FOR THE FISCAL YEAR ENDED JUNE 30, 2022

**NOTE 13 - BUDGETARY BASIS OF ACCOUNTING**

While reporting financial position, results of operations, and changes in fund balance on the basis of generally accepted accounting principles (GAAP), the budgetary basis as provided by law is based upon accounting for certain transactions on a basis of cash receipts and disbursements.

The statement of revenues, expenditures and changes in fund balance - budget and actual (non-GAAP budgetary basis) presented for the general fund is presented on the budgetary basis to provide a meaningful comparison of actual results with the budget. The major differences between the budget basis and the GAAP basis are that:

- (a) Revenues and other financing sources are recorded when received in cash (budget basis) as opposed to when susceptible to accrual (GAAP basis);
- (b) Expenditures and other financing uses are recorded when paid in cash (budget basis) as opposed to when the liability is incurred (GAAP basis);
- (c) In order to determine compliance with Ohio law, and to reserve that portion of the applicable appropriation, total outstanding encumbrances (budget basis) are recorded as the equivalent of an expenditure, as opposed to assigned or committed fund balance for that portion of outstanding encumbrances not already recognized as an account payable (GAAP basis);
- (d) Investments are reported on fair value (GAAP basis) rather than cost (budget basis); and,
- (e) Some funds are included in the general fund (GAAP basis), but have separate legally adopted budgets (budget basis).

The adjustments necessary to convert the results of operations for the year on the budget basis to the GAAP basis for the general fund is as follows:

**Net Change in Fund Balance**

	<u>General fund</u>
Budget basis	\$ 1,315,526
Net adjustment for revenue accruals	(153,344)
Net adjustment for expenditure accruals	1,314,365
Net adjustment for other sources/uses	(141,886)
Funds budgeted elsewhere	28,748
Adjustment for encumbrances	<u>1,051,012</u>
GAAP basis	<u>\$ 3,414,421</u>

Certain funds that are legally budgeted in separate special revenue funds are considered part of the general fund on a GAAP basis. This includes the uniform school supplies fund and the public school support fund.

**WEST CARROLLTON CITY SCHOOL DISTRICT  
MONTGOMERY COUNTY, OHIO**

NOTES TO THE BASIC FINANCIAL STATEMENTS  
FOR THE FISCAL YEAR ENDED JUNE 30, 2022

**NOTE 14 - CONTINGENCIES**

**A. Grants**

The District receives significant financial assistance from numerous federal, State and local agencies in the form of grants. The disbursement of funds received under these programs generally requires compliance with terms and conditions specified in the grant agreements and are subject to audit by the grantor agencies. Any disallowed claims resulting from such audits could become a liability of the District. However, in the opinion of management, any such disallowed claims will not have a material effect on the financial position of the District.

**B. Litigation**

The District is not party to legal proceedings at June 30, 2022.

**NOTE 15 - SET-ASIDES**

The District is required by State law to annually set-aside certain general fund revenue amounts, as defined by statutory formula, for the acquisition and construction of capital improvements. Amounts not spent by the end of the fiscal year or offset by similarly restricted resources received during the year must be held in cash at fiscal year-end. This amount must be carried forward to be used for the same purpose in future years. Expenditures exceeding the set-aside requirement may not be carried forward to the next fiscal year.

The following cash-basis information describes the change in the fiscal year-end set-aside amount for capital improvements. Disclosure of this information is required by State statute.

	<u>Capital Improvements</u>
Set-aside balance June 30, 2021	\$ -
Current year set-aside requirement	587,040
Current year qualifying expenditures	(912,748)
Current year offsets	<u>(889,642)</u>
Total	<u>\$ (1,215,350)</u>
Balance carried forward to fiscal year 2023	<u>\$ -</u>
Set-aside balance June 30, 2022	<u><u>\$ -</u></u>

The District had current year qualifying expenditures and offsets that reduced the set-aside amount to below zero. The negative amount may not be used to reduce future capital set-aside requirements.



**WEST CARROLLTON CITY SCHOOL DISTRICT  
MONTGOMERY COUNTY, OHIO**

NOTES TO THE BASIC FINANCIAL STATEMENTS  
FOR THE FISCAL YEAR ENDED JUNE 30, 2022

**NOTE 16 - OTHER COMMITMENTS**

The District utilizes encumbrance accounting as part of its budgetary controls. Encumbrances outstanding at year end may be reported as part of restricted, committed, or assigned classifications of fund balance. At year end, the District’s commitments for encumbrances in the governmental funds were as follows:

<u>Fund</u>	<u>Year-End Encumbrances</u>
General fund	\$ 979,490
Building fund	1,952,276
Nonmajor governmental funds	<u>568,729</u>
Total	<u>\$ 3,500,495</u>

**NOTE 17 - TAX ABATEMENTS ENTERED INTO BY OTHER GOVERNMENTS**

The Cities of Moraine and West Carrollton provide tax abatements through Community Reinvestment Area (CRA) agreements. Under the agreements, various businesses receive the abatement of property taxes in exchange for bringing jobs and economic development to the City. The agreements affect the property tax receipts collected and distributed to the District. Under the agreements, the District’s property taxes were reduced by \$187,879 during fiscal year 2022.

**NOTE 18 - COVID-19**

The United States and the State of Ohio declared a state of emergency in March of 2020 due to the COVID-19 pandemic. Ohio’s state of emergency ended in June, 2021 while the national state of emergency continues. During fiscal year 2022, the District received COVID-19 funding. The financial impact of COVID-19 and the continuing emergency measures may impact subsequent periods of the District. The impact on the District’s future operating costs, revenues, and additional recovery from emergency funding, either federal or state, cannot be estimated.

**NOTE 19 - INTERFUND TRANSACTIONS**

Due to/from other funds consisted of the following at June 30, 2022, as reported on the fund statements:

<u>Receivable Fund</u>	<u>Payable Fund</u>	<u>Amount</u>
General fund	Nonmajor governmental funds	\$ 167,200

The primary purpose of this interfund balance is to cover fiscal year 2022 expenditures which will be reimbursed in fiscal year 2023. Interfund balances between governmental funds are eliminated on the government-wide financial statements.

**NOTE 20 - SUBSEQUENT EVENT**

On July 7, 2022, the Ohio Facilities Construction Commission (OFCC) approved funding for Phase II of the District’s building project to build a new elementary school for grades 2-4 and a new middle/high school for grades 7-12. The total funding for the project is \$153,439,143 consisting of \$124,285,706 for the OFCC’s State Share and \$29,153,437 for the District’s Local Share.

THIS PAGE IS INTENTIONALLY LEFT BLANK

REQUIRED SUPPLEMENTARY INFORMATION

**WEST CARROLLTON CITY SCHOOL DISTRICT  
MONTGOMERY COUNTY, OHIO**

SCHEDULES OF REQUIRED SUPPLEMENTARY INFORMATION

SCHEDULE OF THE DISTRICT'S PROPORTIONATE SHARE OF  
THE NET PENSION LIABILITY  
SCHOOL EMPLOYEES RETIREMENT SYSTEM (SERS) OF OHIO

LAST NINE FISCAL YEARS

	<u>2022</u>	<u>2021</u>	<u>2020</u>	<u>2019</u>
District's proportion of the net pension liability	0.19152060%	0.19077230%	0.18986410%	0.19640600%
District's proportionate share of the net pension liability	\$ 7,066,555	\$ 12,618,082	\$ 11,359,902	\$ 11,248,535
District's covered payroll	\$ 6,679,064	\$ 6,651,064	\$ 6,764,681	\$ 6,375,074
District's proportionate share of the net pension liability as a percentage of its covered payroll	105.80%	189.72%	167.93%	176.45%
Plan fiduciary net position as a percentage of the total pension liability	82.86%	68.55%	70.85%	71.36%

Note: Information prior to 2014 was unavailable. Schedule is intended to show information for 10 years. Additional years will be displayed as they become available.

Amounts presented for each fiscal year were determined as of the District's measurement date which is the prior year-end.

SEE ACCOMPANYING NOTES TO THE REQUIRED SUPPLEMENTARY INFORMATION

<b>2018</b>	<b>2017</b>	<b>2016</b>	<b>2015</b>	<b>2014</b>
0.19214810%	0.21826550%	0.21408180%	0.21231500%	0.21231500%
\$ 11,480,425	\$ 15,975,021	\$ 12,215,715	\$ 10,745,141	\$ 12,625,692
\$ 6,357,107	\$ 6,589,300	\$ 6,444,977	\$ 6,169,452	\$ 5,943,418
180.59%	242.44%	189.54%	174.17%	212.43%
69.50%	62.98%	69.16%	71.70%	65.52%

**WEST CARROLLTON CITY SCHOOL DISTRICT  
MONTGOMERY COUNTY, OHIO**

SCHEDULES OF REQUIRED SUPPLEMENTARY INFORMATION

SCHEDULE OF THE DISTRICT'S PROPORTIONATE SHARE OF  
THE NET PENSION LIABILITY  
STATE TEACHERS RETIREMENT SYSTEM (STRS) OF OHIO

LAST NINE FISCAL YEARS

	<u>2022</u>	<u>2021</u>	<u>2020</u>	<u>2019</u>
District's proportion of the net pension liability	0.16844649%	0.16610958%	0.16574087%	0.18169039%
District's proportionate share of the net pension liability	\$ 21,537,398	\$ 40,192,608	\$ 36,652,597	\$ 39,949,637
District's covered payroll	\$ 21,545,164	\$ 20,379,657	\$ 19,042,764	\$ 20,743,850
District's proportionate share of the net pension liability as a percentage of its covered payroll	99.96%	197.22%	192.48%	192.59%
Plan fiduciary net position as a percentage of the total pension liability	87.78%	75.48%	77.40%	77.31%

Note: Information prior to 2014 was unavailable. Schedule is intended to show information for 10 years. Additional years will be displayed as they become available.

Amounts presented for each fiscal year were determined as of the District's measurement date which is the prior year-end.

SEE ACCOMPANYING NOTES TO THE REQUIRED SUPPLEMENTARY INFORMATION

<u>2018</u>	<u>2017</u>	<u>2016</u>	<u>2015</u>	<u>2014</u>
0.18206630%	0.19232888%	0.18438802%	0.18026510%	0.18026510%
\$ 43,250,240	\$ 64,378,274	\$ 50,959,455	\$ 43,846,711	\$ 52,229,915
\$ 20,130,043	\$ 20,222,093	\$ 19,237,800	\$ 18,418,115	\$ 17,731,931
214.85%	318.36%	264.89%	238.06%	294.55%
75.30%	66.80%	72.10%	74.70%	69.30%

**WEST CARROLLTON CITY SCHOOL DISTRICT  
MONTGOMERY COUNTY, OHIO**

SCHEDULES OF REQUIRED SUPPLEMENTARY INFORMATION

SCHEDULE OF DISTRICT PENSION CONTRIBUTIONS  
SCHOOL EMPLOYEES RETIREMENT SYSTEM (SERS) OF OHIO

	LAST TEN FISCAL YEARS			
	<u>2022</u>	<u>2021</u>	<u>2020</u>	<u>2019</u>
Contractually required contribution	\$ 1,076,628	\$ 935,069	\$ 931,149	\$ 913,232
Contributions in relation to the contractually required contribution	<u>(1,076,628)</u>	<u>(935,069)</u>	<u>(931,149)</u>	<u>(913,232)</u>
Contribution deficiency (excess)	<u>\$ -</u>	<u>\$ -</u>	<u>\$ -</u>	<u>\$ -</u>
District's covered payroll	\$ 7,690,200	\$ 6,679,064	\$ 6,651,064	\$ 6,764,681
Contributions as a percentage of covered payroll	14.00%	14.00%	14.00%	13.50%

SEE ACCOMPANYING NOTES TO THE REQUIRED SUPPLEMENTARY INFORMATION



<u>2018</u>	<u>2017</u>	<u>2016</u>	<u>2015</u>	<u>2014</u>	<u>2013</u>
\$ 860,635	\$ 889,995	\$ 922,502	\$ 849,448	\$ 855,086	\$ 822,569
<u>(860,635)</u>	<u>(889,995)</u>	<u>(922,502)</u>	<u>(849,448)</u>	<u>(855,086)</u>	<u>(822,569)</u>
<u>\$ -</u>	<u>\$ -</u>	<u>\$ -</u>	<u>\$ -</u>	<u>\$ -</u>	<u>\$ -</u>
\$ 6,375,074	\$ 6,357,107	\$ 6,589,300	\$ 6,444,977	\$ 6,169,452	\$ 5,943,418
13.50%	14.00%	14.00%	13.18%	13.86%	13.84%

**WEST CARROLLTON CITY SCHOOL DISTRICT  
MONTGOMERY COUNTY, OHIO**

SCHEDULES OF REQUIRED SUPPLEMENTARY INFORMATION

SCHEDULE OF DISTRICT PENSION CONTRIBUTIONS  
STATE TEACHERS RETIREMENT SYSTEM (STRS) OF OHIO

	LAST TEN FISCAL YEARS			
	<u>2022</u>	<u>2021</u>	<u>2020</u>	<u>2019</u>
Contractually required contribution	\$ 3,118,877	\$ 3,016,323	\$ 2,853,152	\$ 2,665,987
Contributions in relation to the contractually required contribution	<u>(3,118,877)</u>	<u>(3,016,323)</u>	<u>(2,853,152)</u>	<u>(2,665,987)</u>
Contribution deficiency (excess)	<u>\$ -</u>	<u>\$ -</u>	<u>\$ -</u>	<u>\$ -</u>
District's covered payroll	\$ 22,277,693	\$ 21,545,164	\$ 20,379,657	\$ 19,042,764
Contributions as a percentage of covered payroll	14.00%	14.00%	14.00%	14.00%

SEE ACCOMPANYING NOTES TO THE REQUIRED SUPPLEMENTARY INFORMATION

<u>2018</u>	<u>2017</u>	<u>2016</u>	<u>2015</u>	<u>2014</u>	<u>2013</u>
\$ 2,904,139	\$ 2,818,206	\$ 2,831,093	\$ 2,693,292	\$ 2,394,355	\$ 2,305,151
<u>(2,904,139)</u>	<u>(2,818,206)</u>	<u>(2,831,093)</u>	<u>(2,693,292)</u>	<u>(2,394,355)</u>	<u>(2,305,151)</u>
<u>\$ -</u>	<u>\$ -</u>	<u>\$ -</u>	<u>\$ -</u>	<u>\$ -</u>	<u>\$ -</u>
\$ 20,743,850	\$ 20,130,043	\$ 20,222,093	\$ 19,237,800	\$ 18,418,115	\$ 17,731,931
14.00%	14.00%	14.00%	14.00%	13.00%	13.00%

**WEST CARROLLTON CITY SCHOOL DISTRICT  
MONTGOMERY COUNTY, OHIO**

SCHEDULES OF REQUIRED SUPPLEMENTARY INFORMATION

SCHEDULE OF THE DISTRICT'S PROPORTIONATE SHARE OF  
THE NET OPEB LIABILITY  
SCHOOL EMPLOYEES RETIREMENT SYSTEM (SERS) OF OHIO

LAST SIX FISCAL YEARS

	<u>2022</u>	<u>2021</u>	<u>2020</u>	<u>2019</u>
District's proportion of the net OPEB liability	0.19782220%	0.19632110%	0.19564280%	0.19888680%
District's proportionate share of the net OPEB liability	\$ 3,743,947	\$ 4,266,700	\$ 4,920,005	\$ 5,517,657
District's covered payroll	\$ 6,679,064	\$ 6,651,064	\$ 6,764,681	\$ 6,375,074
District's proportionate share of the net OPEB liability as a percentage of its covered payroll	56.05%	64.15%	72.73%	86.55%
Plan fiduciary net position as a percentage of the total OPEB liability	24.08%	18.17%	15.57%	13.57%

Note: Information prior to 2017 was unavailable. Schedule is intended to show information for 10 years. Additional years will be displayed as they become available.

Amounts presented for each fiscal year were determined as of the District's measurement date which is the prior year-end.

SEE ACCOMPANYING NOTES TO THE REQUIRED SUPPLEMENTARY INFORMATION

<u>2018</u>	<u>2017</u>
0.19483970%	0.22088911%
\$ 5,228,986	\$ 6,296,157
\$ 6,357,107	\$ 6,589,300
82.25%	95.55%
12.46%	11.49%

**WEST CARROLLTON CITY SCHOOL DISTRICT  
MONTGOMERY COUNTY, OHIO**

SCHEDULES OF REQUIRED SUPPLEMENTARY INFORMATION

SCHEDULE OF THE DISTRICT'S PROPORTIONATE SHARE OF  
THE NET OPEB LIABILITY/ASSET  
STATE TEACHERS RETIREMENT SYSTEM (STRS) OF OHIO

LAST SIX FISCAL YEARS

	<u>2022</u>	<u>2021</u>	<u>2020</u>	<u>2019</u>
District's proportion of the net OPEB liability/asset	0.16844649%	0.16610958%	0.16574087%	0.18169039%
District's proportionate share of the net OPEB liability/(asset)	\$ (3,551,557)	\$ (2,919,375)	\$ (2,745,066)	\$ (2,919,579)
District's covered payroll	\$ 21,545,164	\$ 20,379,657	\$ 19,042,764	\$ 20,743,850
District's proportionate share of the net OPEB liability/asset as a percentage of its covered payroll	16.48%	14.32%	14.42%	14.07%
Plan fiduciary net position as a percentage of the total OPEB liability/asset	174.73%	182.10%	174.70%	176.00%

Note: Information prior to 2017 was unavailable. Schedule is intended to show information for 10 years. Additional years will be displayed as they become available.

Amounts presented for each fiscal year were determined as of the District's measurement date which is the prior year-end.

SEE ACCOMPANYING NOTES TO THE REQUIRED SUPPLEMENTARY INFORMATION

<u>2018</u>	<u>2017</u>
0.18206630%	0.19232888%
\$ 7,103,555	\$ 10,285,799
\$ 20,130,043	\$ 20,222,093
35.29%	50.86%
47.10%	37.30%

**WEST CARROLLTON CITY SCHOOL DISTRICT  
MONTGOMERY COUNTY, OHIO**

SCHEDULES OF REQUIRED SUPPLEMENTARY INFORMATION

SCHEDULE OF DISTRICT OPEB CONTRIBUTIONS  
SCHOOL EMPLOYEES RETIREMENT SYSTEM (SERS) OF OHIO

	LAST TEN FISCAL YEARS			
	<u>2022</u>	<u>2021</u>	<u>2020</u>	<u>2019</u>
Contractually required contribution	\$ 138,519	\$ 128,651	\$ 118,350	\$ 158,249
Contributions in relation to the contractually required contribution	<u>(138,519)</u>	<u>(128,651)</u>	<u>(118,350)</u>	<u>(158,249)</u>
Contribution deficiency (excess)	<u>\$ -</u>	<u>\$ -</u>	<u>\$ -</u>	<u>\$ -</u>
District's covered payroll	\$ 7,690,200	\$ 6,679,064	\$ 6,651,064	\$ 6,764,681
Contributions as a percentage of covered payroll	1.80%	1.93%	1.78%	2.34%

SEE ACCOMPANYING NOTES TO THE REQUIRED SUPPLEMENTARY INFORMATION



<u>2018</u>	<u>2017</u>	<u>2016</u>	<u>2015</u>	<u>2014</u>	<u>2013</u>
\$ 137,692	\$ 105,516	\$ 111,619	\$ 159,188	\$ 98,715	\$ 99,565
<u>(137,692)</u>	<u>(105,516)</u>	<u>(111,619)</u>	<u>(159,188)</u>	<u>(98,715)</u>	<u>(99,565)</u>
<u>\$ -</u>	<u>\$ -</u>	<u>\$ -</u>	<u>\$ -</u>	<u>\$ -</u>	<u>\$ -</u>
\$ 6,375,074	\$ 6,357,107	\$ 6,589,300	\$ 6,444,977	\$ 6,169,452	\$ 5,943,418
2.16%	1.66%	1.69%	2.47%	1.60%	1.68%

**WEST CARROLLTON CITY SCHOOL DISTRICT  
MONTGOMERY COUNTY, OHIO**

SCHEDULES OF REQUIRED SUPPLEMENTARY INFORMATION

SCHEDULE OF DISTRICT OPEB CONTRIBUTIONS  
STATE TEACHERS RETIREMENT SYSTEM (STRS) OF OHIO

	LAST TEN FISCAL YEARS			
	<u>2022</u>	<u>2021</u>	<u>2020</u>	<u>2019</u>
Contractually required contribution	\$ -	\$ -	\$ -	\$ -
Contributions in relation to the contractually required contribution	<u>-</u>	<u>-</u>	<u>-</u>	<u>-</u>
Contribution deficiency (excess)	<u>\$ -</u>	<u>\$ -</u>	<u>\$ -</u>	<u>\$ -</u>
District's covered payroll	\$ 22,277,693	\$ 21,545,164	\$ 20,379,657	\$ 19,042,764
Contributions as a percentage of covered payroll	0.00%	0.00%	0.00%	0.00%

SEE ACCOMPANYING NOTES TO THE REQUIRED SUPPLEMENTARY INFORMATION

<u>2018</u>	<u>2017</u>	<u>2016</u>	<u>2015</u>	<u>2014</u>	<u>2013</u>
\$ -	\$ -	\$ -	\$ -	\$ 187,455	\$ 177,319
-	-	-	-	(187,455)	(177,319)
<u>\$ -</u>	<u>\$ -</u>	<u>\$ -</u>	<u>\$ -</u>	<u>\$ -</u>	<u>\$ -</u>
\$ 20,743,850	\$ 20,130,043	\$ 20,222,093	\$ 19,237,800	\$ 18,418,115	\$ 17,731,931
0.00%	0.00%	0.00%	0.00%	1.00%	1.00%

**WEST CARROLLTON CITY SCHOOL DISTRICT  
MONTGOMERY COUNTY, OHIO**

NOTES TO THE REQUIRED SUPPLEMENTARY INFORMATION  
FOR THE FISCAL YEAR ENDED JUNE 30, 2022

PENSION

---

*SCHOOL EMPLOYEES RETIREMENT SYSTEM (SERS) OF OHIO*

*Changes in benefit terms :*

- There were no changes in benefit terms from the amounts reported for fiscal years 2014-2017.
- For fiscal year 2018, SERS changed from a fixed 3% annual increase to a Cost of Living Adjustment (COLA) based on the changes in the Consumer Price Index (CPI-W), with a cap of 2.5% and a floor of 0%.
- There were no changes in benefit terms from the amounts previously reported for fiscal year 2019.
- There were no changes in benefit terms from the amounts previously reported for fiscal year 2020.
- There were no changes in benefit terms from the amounts previously reported for fiscal year 2021.
- For fiscal year 2022, SERS changed from a Cost of Living Adjustment (COLA) of 2.5% to 2.0%.

*Changes in assumptions :*

- There were no changes in methods and assumptions used in the calculation of actuarial determined contributions for fiscal years 2014-2016.
- For fiscal year 2017, the following changes of assumptions affected the total pension liability since the prior measurement date: (a) the assumed rate of inflation was reduced from 3.25% to 3.00%, (b) payroll growth assumption was reduced from 4.00% to 3.50%, (c) assumed real wage growth was reduced from 0.75% to 0.50%, (d) rates of withdrawal, retirement and disability were updated to reflect recent experience, (e) mortality among active members was updated to RP-2014 Blue Collar Mortality Table with fully generational projection and a five year age set-back for both males and females, (f) mortality among service retired members and beneficiaries was updated to the following RP-2014 Blue Collar Mortality Table with fully generational projection with Scale BB, 120% of male rates and 110% of female rates, (g) mortality among disabled members was updated to RP-2000 Disabled Mortality Table, 90% for male rates and 100% for female rates, set back five years is used for the period after disability retirement and (h) the discount rate was reduced from 7.75% to 7.50%.
- There were no changes in methods and assumptions used in the calculation of actuarial determined contributions for fiscal year 2018.
- There were no changes in methods and assumptions used in the calculation of actuarial determined contributions for fiscal year 2019.
- There were no changes in methods and assumptions used in the calculation of actuarial determined contributions for fiscal year 2020.
- There were no changes in methods and assumptions used in the calculation of actuarial determined contributions for fiscal year 2021.
- For fiscal year 2022, the following changes of assumptions affected the total pension liability since the prior measurement date: (a) wage inflation decreased from 3.00% to 2.40%, (b) future salary increases changed from 3.50%-18.20% to 3.25%-13.58%, (c) investment rate of return decreased from 7.50% to 7.00%, (d) discount rate decreased from 7.50% to 7.00% and (e) mortality tables changed from the RP-2014 Blue Collar mortality table to the PUB-2010 General Employee Amount Weight Below Median Healthy Retiree mortality table.

*STATE TEACHERS RETIREMENT SYSTEM (STRS) OF OHIO*

*Changes in benefit terms :*

- There were no changes in benefit terms from the amounts reported for fiscal years 2014-2017.
- For fiscal year 2018, STRS decreased the Cost of Living Adjustment (COLA) to zero.
- There were no changes in benefit terms from amounts previously reported for fiscal year 2019.
- There were no changes in benefit terms from amounts previously reported for fiscal year 2020.
- There were no changes in benefit terms from amounts previously reported for fiscal year 2021.
- There were no changes in benefit terms from amounts previously reported for fiscal year 2022.

(Continued)

**WEST CARROLLTON CITY SCHOOL DISTRICT  
MONTGOMERY COUNTY, OHIO**

NOTES TO THE REQUIRED SUPPLEMENTARY INFORMATION (CONTINUED)  
FOR THE FISCAL YEAR ENDED JUNE 30, 2022

---

PENSION (CONTINUED)

---

*Changes in assumptions:*

- There were no changes in methods and assumptions used in the calculation of actuarial determined contributions for fiscal years 2014-2017.
- For fiscal year 2018, the following changes of assumption affected the total pension liability since the prior measurement date: (a) the long-term expected rate of return was reduced from 7.75% to 7.45%, (b) the inflation assumption was lowered from 2.75% to 2.50%, (c) the payroll growth assumption was lowered to 3.00%, (d) total salary increases rate was lowered by decreasing the merit component of the individual salary increases, in addition to a decrease of 0.25% due to lower inflation, (e) the healthy and disabled mortality assumptions were updated to the RP-2014 mortality tables with generational improvement scale MP-2016 and (f) rates of retirement, termination and disability were modified to better reflect anticipated future experience.
- There were no changes in methods and assumptions used in the calculation of actuarial determined contributions for fiscal year 2019.
- There were no changes in methods and assumptions used in the calculation of actuarial determined contributions for fiscal year 2020.
- There were no changes in methods and assumptions used in the calculation of actuarial determined contributions for fiscal year 2021.
- For fiscal year 2022, the following changes of assumption affected the total pension liability since the prior measurement date: (a) the long-term expected rate of return was reduced from 7.45% to 7.00% and (b) the discount rate of return was reduced from 7.45% to 7.00%.

---

OTHER POSTEMPLOYMENT BENEFITS (OPEB)

---

*SCHOOL EMPLOYEES RETIREMENT SYSTEM (SERS) OF OHIO*

*Changes in benefit terms:*

- There were no changes in benefit terms from the amounts reported for fiscal years 2014-2022.

*Changes in assumptions:*

- There were no changes in methods and assumptions used in the calculation of actuarial determined contributions for fiscal year 2017.
- For fiscal year 2018, the following changes of assumptions affected the total OPEB liability since the prior measurement date: (a) assumed rate of inflation was reduced from 3.25% to 3.00%, (b) payroll growth assumption was reduced from 4.00% to 3.50%, (c) assumed real wage growth was reduced from 0.75% to 0.50%, (d) rates of withdrawal, retirement, and disability were updated to reflect recent experience, (e) mortality among active members was updated to the following: RP-2014 Blue Collar Mortality Table with fully generational projection and a five-year age set-back for both males and females, (f) mortality among service retired members and beneficiaries was updated to the following: RP-2014 Blue Collar Mortality Table with fully generational projection with Scale BB, 120% of male rates, and 110% of female rates, (g) mortality among disabled members was updated to the following: RP-2000 Disabled Mortality Table, 90% for male rates and 100% for female rates, set back five years is used for the period after disability retirement, (h) the municipal bond index rate increased from 2.92% to 3.56% and (i) the single equivalent interest rate, net of plan investment expense, including price inflation increased from 2.98% to 3.63%.
- For fiscal year 2019, the following changes of assumptions affected the total OPEB liability since the prior measurement date: (a) the discount rate increased from 3.63% to 3.70%, (b) the health care cost trend rates for Medicare were changed from a range of 5.50%-5.00% to a range of 5.375%-4.75% and Pre-Medicare were changed from a range of 7.50%-5.00% to a range of 7.25%-4.75%, (c) the municipal bond index rate increased from 3.56% to 3.62% and (d) the single equivalent interest rate, net of plan investment expense, including price inflation increased from 3.63% to 3.70%.
- For fiscal year 2020, the following changes of assumptions affected the total OPEB liability since the prior measurement date: (a) the discount rate decreased from 3.70% to 3.22%, (b) the health care cost trend rates for Medicare were changed from a range of 5.375%-4.75% to a range of 5.25%-4.75% and Pre-Medicare were changed from a range of 7.25%-4.75% to a range of 7.00%-4.75%, (c) the municipal bond index rate decreased from 3.62% to 3.13% and (d) the single equivalent interest rate, net of plan investment expense, including price inflation decreased from 3.70% to 3.22%.
- For fiscal year 2021, the following changes of assumptions affected the total OPEB liability since the prior measurement date: (a) the discount rate decreased from 3.22% to 2.63% and (b) the municipal bond index rate decreased from 3.13% to 2.45%.
- For fiscal year 2022, the following changes of assumptions affected the total pension liability since the prior measurement date: (a) wage inflation decreased from 3.00% to 2.40%, (b) future salary increases changed from 3.50%-18.20% to 3.25%-13.58%, (c) investment rate of return decreased from 7.50% to 7.00%, (d) discount rate decreased from 7.50% to 7.00% and (e) mortality tables changed from the RP-2014 Blue Collar mortality table to the PUB-2010 General Employee Amount Weight Below Median Healthy Retiree mortality table.

(Continued)

**WEST CARROLLTON CITY SCHOOL DISTRICT  
MONTGOMERY COUNTY, OHIO**

NOTES TO THE REQUIRED SUPPLEMENTARY INFORMATION (CONTINUED)  
FOR THE FISCAL YEAR ENDED JUNE 30, 2022

OTHER POSTEMPLOYMENT BENEFITS (OPEB) (CONTINUED)

---

*STATE TEACHERS RETIREMENT SYSTEM (STRS) OF OHIO*

*Changes in benefit terms :*

- There were no changes in benefit terms from the amounts previously reported for fiscal year 2017.
- For fiscal year 2018, STRS reduced the subsidy multiplier for non-Medicare benefit recipients from 2.1% to 1.9% per year of service. Medicare Part B premium reimbursements were discontinued for certain survivors and beneficiaries and all remaining Medicare Part B premium reimbursements will be discontinued beginning January 2019.
- For fiscal year 2019, STRS increased the subsidy multiplier for non-Medicare benefit recipients from 1.9% to 1.944% per year of service effective January 1, 2019. The non-Medicare frozen subsidy base premium was increased January 1, 2019 and all remaining Medicare Part B premium reimbursements will be discontinued beginning January 1, 2020.
- For fiscal year 2020, STRS increased the subsidy percentage from 1.944% to 1.984% effective January 1, 2020. The Medicare subsidy percentages were adjusted effective January 1, 2021 to 2.1% for the Medicare plan. The Medicare Part B monthly reimbursement elimination date was postponed to January 1, 2021.
- For fiscal year 2021, the non-Medicare subsidy percentage was increased effective January 1, 2021 from 1.984% to 2.055% per year of service. The non-Medicare frozen subsidy base premium was increased effective January 1, 2021. The Medicare subsidy percentages were adjusted effective January 1, 2021 to 2.1% for the AMA Medicare plan. The Medicare Part B monthly reimbursement elimination date was postponed indefinitely.
- For fiscal year 2022, the non-Medicare subsidy percentage was increased effective January 1, 2022 from 2.055% to 2.100%. The non-Medicare frozen subsidy base premium was increased effective January 1, 2022. The Medicare Part D subsidy was updated to reflect it is expected to be negative in CY2022. The Part B monthly reimbursement elimination date was postponed indefinitely.

*Changes in assumptions :*

- There were no changes in methods and assumptions used in the calculation of actuarial determined contributions for fiscal year 2017.
- For fiscal year 2018, the following changes of assumptions affected the total OPEB liability since the prior measurement date: (a) the discount rate was increased from 3.26% to 4.13% based on the methodology defined under GASB Statement No. 74, Financial Reporting for Postemployment Benefit Plans Other Than Pension Plans (OPEB), (b) the long term expected rate of return was reduced from 7.75% to 7.45%, (c) valuation year per capita health care costs were updated, and the salary scale was modified, (d) the percentage of future retirees electing each option was updated based on current data and the percentage of future disabled retirees and terminated vested participants electing health coverage were decreased and (e) the assumed mortality, disability, retirement, withdrawal and future health care cost trend rates were modified along with the portion of rebated prescription drug costs.
- For fiscal year 2019, the following changes of assumptions affected the total OPEB liability/asset since the prior measurement date: (a) the discount rate was increased from the blended rate of 4.13% to the long-term expected rate of return of 7.45% based on the methodology defined under GASB Statement No. 74, Financial Reporting for Postemployment Benefit Plans Other Than Pension Plans (OPEB) and (b) decrease in health care cost trend rates from 6.00%-11.00% initial; 4.50% ultimate down to Medical Pre-Medicare 6.00% and Medicare 5.00% initial; 4.00% ultimate and Prescription Drug Pre-Medicare 8.00% and Medicare (5.23%) initial; 4.00% ultimate.
- For fiscal year 2020, health care cost trend rates were changed to the following: medical pre-Medicare from 6.00% initial - 4.00% ultimate down to 5.87% initial - 4.00% ultimate; medical Medicare from 5.00% initial - 4.00% ultimate down to 4.93% initial - 4.00% ultimate; prescription drug pre-Medicare from 8.00% initial - 4.00% ultimate down to 7.73% initial - 4.00% ultimate and (5.23%) initial - 4.00% ultimate up to 9.62% initial - 4.00% ultimate.
- For fiscal year 2021, health care cost trend rates were changed to the following: medical pre-Medicare from 5.87% initial - 4.00% ultimate down to 5.00% initial - 4.00% ultimate; medical Medicare from 4.93% initial - 4.00% ultimate down to -6.69% initial - 4.00% ultimate; prescription drug pre-Medicare from 7.73% initial - 4.00% ultimate down to 6.50% initial - 4.00% ultimate; prescription drug Medicare from 9.62% initial - 4.00% ultimate up to 11.87% initial - 4.00% ultimate.
- For fiscal year 2022, the following changes of assumption affected the total OPEB liability since the prior measurement date: (a) the long-term expected rate of return was reduced from 7.45% to 7.00%, (b) the discount rate of return was reduced from 7.45% to 7.00% and (c) health care cost trend rates were changed to the following: medical Medicare from -6.69% initial - 4.00% ultimate down to -16.18% initial - 4.00% ultimate; prescription drug Medicare from 11.87% initial - 4.00% ultimate up to 29.98% initial - 4.00% ultimate.

**WEST CARROLLTON CITY SCHOOL DISTRICT  
MONTGOMERY COUNTY**

**SCHEDULE OF EXPENDITURES OF FEDERAL AWARDS  
FOR THE FISCAL YEAR ENDED JUNE 30, 2022**

<b>FEDERAL GRANTOR Pass Through Grantor Program / Cluster Title</b>	<b>Federal Assistance Listing Number</b>	<b>(1)(2) Total Federal Expenditures</b>	<b>Non-Cash Federal Expenditures</b>
<b>U.S. DEPARTMENT OF AGRICULTURE</b>			
<i>Passed Through Ohio Department of Education</i>			
Child Nutrition Cluster:			
School Breakfast Program	10.553	\$395,118	\$23,397
National School Lunch Program	10.555	1,105,672	70,190
Special Milk Program for Children	10.556	2,239	
COVID-19 Special Milk Program for Children	10.556	179,360	
Total Child Nutrition Cluster		<u>1,682,389</u>	<u>93,587</u>
Pandemic EBT Administrative Costs	10.649	3,063	
Total U.S. Department of Agriculture		<u>1,685,452</u>	<u>93,587</u>
<b>U.S. DEPARTMENT OF EDUCATION</b>			
<i>Passed Through Ohio Department of Education</i>			
Title I Grants to Local Educational Agencies	84.010	1,296,971	
Special Education Cluster (IDEA)			
Special Education Grants to States	84.027	914,073	
COVID-19 Special Education Grants to States	84.027	176,317	
Special Education Preschool Grants	84.173	33,763	
COVID-19 Special Education Preschool Grants	84.173	13,061	
Total Special Education Cluster (IDEA)		<u>1,137,214</u>	
English Language Acquisition State Grants	84.365	40,614	
Supporting Effective Instruction State Grants	84.367	174,999	
Student Support and Academic Enrichment Program	84.424	97,063	
COVID-19 - Education Stabilization Fund	84.425D	1,750,908	
COVID-19 - Education Stabilization Fund	84.425U	2,815,789	
COVID-19 - Education Stabilization Fund	84.425W	24,509	
Total COVID-19 - Education Stabilization Fund		<u>4,591,206</u>	
Total U.S. Department of Education		<u>7,338,067</u>	
Total Expenditures of Federal Awards		<u><u>\$9,023,519</u></u>	<u><u>\$93,587</u></u>

- (1) There were no pass through entity identifying numbers.  
(2) There were no amounts passed through to subrecipients.

*The accompanying notes are an integral part of this schedule.*

**WEST CARROLLTON CITY SCHOOL DISTRICT  
MONTGOMERY COUNTY**

**NOTES TO THE SCHEDULE OF EXPENDITURES OF FEDERAL AWARDS  
2 CFR 200.510(b)(6)  
FOR THE FISCAL YEAR ENDED JUNE 30, 2022**

**NOTE A – BASIS OF PRESENTATION**

The accompanying Schedule of Expenditures of Federal Awards (the Schedule) includes the federal award activity of West Carrollton City School District (the District's) under programs of the federal government for the fiscal year ended June 30, 2022. The information on this Schedule is prepared in accordance with the requirements of Title 2 U.S. Code of Federal Regulations Part 200, *Uniform Administrative Requirements, Cost Principles, and Audit Requirements for Federal Awards* (Uniform Guidance). Because the Schedule presents only a selected portion of the operations of the District, it is not intended to and does not present the financial position or changes in net position of the District.

**NOTE B – SUMMARY OF SIGNIFICANT ACCOUNTING POLICIES**

Expenditures reported on the Schedule are reported on the cash basis of accounting. Such expenditures are recognized following the cost principles contained in Uniform Guidance wherein certain types of expenditures may or may not be allowable or may be limited as to reimbursement.

**NOTE C – INDIRECT COST RATE**

The District has elected not to use the 10-percent de minimis indirect cost rate as allowed under the Uniform Guidance.

**NOTE D - SUBRECIPIENTS**

The District did not provide funds to sub-recipients during the fiscal year ended June 30, 2022.

**NOTE E - CHILD NUTRITION CLUSTER**

The District commingles cash receipts from the U.S. Department of Agriculture with similar State grants. When reporting expenditures on this Schedule, the District assumes it expends federal monies first.

**NOTE F – FOOD DONATION PROGRAM**

The District reports commodities consumed on the Schedule at the entitlement value. The District allocated donated food commodities to the respective programs that benefitted from the use of those donated food commodities.





**INDEPENDENT AUDITOR'S REPORT ON INTERNAL CONTROL OVER  
FINANCIAL REPORTING AND ON COMPLIANCE AND OTHER MATTERS  
REQUIRED BY GOVERNMENT AUDITING STANDARDS**

West Carrollton City School District  
Montgomery County  
430 East Pease Avenue  
West Carrollton, Ohio 45449

To the Board of Education:

We have audited, in accordance with auditing standards generally accepted in the United States of America and the standards applicable to financial audits contained in *Government Auditing Standards* issued by the Comptroller General of the United States (*Government Auditing Standards*), the financial statements of the governmental activities, each major fund, and the aggregate remaining fund information of the West Carrollton City School District, Montgomery County, (the District) as of and for the fiscal year ended June 30, 2022, and the related notes to the financial statements, which collectively comprise the District's basic financial statements and have issued our report thereon dated February 9, 2023, wherein we noted the District adopted new accounting guidance in Governmental Accounting Standards Board (GASB) Statement No. 87, *Leases*. We also noted the financial impact of COVID-19 and the continuing emergency measures may impact subsequent periods of the District.

***Report on Internal Control Over Financial Reporting***

In planning and performing our audit of the financial statements, we considered the District's internal control over financial reporting (internal control) as a basis for designing audit procedures that are appropriate in the circumstances for the purposes of expressing our opinions on the financial statements, but not for the purpose of expressing an opinion on the effectiveness of the District's internal control. Accordingly, we do not express an opinion on the effectiveness of the District's internal control.

A *deficiency in internal control* exists when the design or operation of a control does not allow management or employees, in the normal course of performing their assigned functions, to prevent, or detect and correct misstatements on a timely basis. A *material weakness* is a deficiency, or a combination of deficiencies, in internal control, such that there is a reasonable possibility that a material misstatement of the District's financial statements will not be prevented, or detected and corrected, on a timely basis. A *significant deficiency* is a deficiency, or a combination of deficiencies, in internal control that is less severe than a material weakness, yet important enough to merit attention by those charged with governance.

Our consideration of internal control was for the limited purpose described in the first paragraph of this section and was not designed to identify all deficiencies in internal control that might be material weaknesses or significant deficiencies. Given these limitations, during our audit we did not identify any deficiencies in internal control that we consider to be material weaknesses. However, material weaknesses or significant deficiencies may exist that were not identified.

***Report on Compliance and Other Matters***

As part of obtaining reasonable assurance about whether the District's financial statements are free from material misstatement, we performed tests of its compliance with certain provisions of laws, regulations, contracts, and grant agreements, noncompliance with which could have a direct and material effect on the financial statements. However, providing an opinion on compliance with those provisions was not an objective of our audit and accordingly, we do not express such an opinion. The results of our tests disclosed no instances of noncompliance or other matters that are required to be reported under *Government Auditing Standards*.

***Purpose of This Report***

The purpose of this report is solely to describe the scope of our testing of internal control and compliance and the results of that testing, and not to provide an opinion on the effectiveness of the District's internal control or on compliance. This report is an integral part of an audit performed in accordance with *Government Auditing Standards* in considering the District's internal control and compliance. Accordingly, this communication is not suitable for any other purpose.



Keith Faber  
Auditor of State  
Columbus, Ohio

February 9, 2023

# OHIO AUDITOR OF STATE KEITH FABER



88 East Broad Street  
Columbus, Ohio 43215  
ContactUs@ohioauditor.gov  
(800) 282-0370

## INDEPENDENT AUDITOR'S REPORT ON COMPLIANCE WITH REQUIREMENTS APPLICABLE TO EACH MAJOR FEDERAL PROGRAM AND ON INTERNAL CONTROL OVER COMPLIANCE REQUIRED BY THE UNIFORM GUIDANCE

West Carrollton City School District  
Montgomery County  
430 East Pease Avenue  
West Carrollton, Ohio 45449

To the Board of Education:

### Report on Compliance for Each Major Federal Program

#### *Opinion on Each Major Federal Program*

We have audited West Carrollton City School District's, Montgomery County, (the District) compliance with the types of compliance requirements identified as subject to audit in the U.S. Office of Management and Budget (OMB) *Compliance Supplement* that could have a direct and material effect on each of West Carrollton City School District's major federal programs for the fiscal year ended June 30, 2022. West Carrollton City School District's major federal programs are identified in the *Summary of Auditor's Results* section of the accompanying schedule of findings.

In our opinion, West Carrollton City School District complied, in all material respects, with the compliance requirements referred to above that could have a direct and material effect on each of its major federal programs for the fiscal year ended June 30, 2022.

#### *Basis for Opinion on Each Major Federal Program*

We conducted our audit of compliance in accordance with auditing standards generally accepted in the United States of America (GAAS); the standards applicable to financial audits contained in *Government Auditing Standards* issued by the Comptroller General of the United States (*Government Auditing Standards*); and the audit requirements of Title 2 U.S. *Code of Federal Regulations* Part 200, *Uniform Administrative Requirements, Cost Principles, and Audit Requirements for Federal Awards* (Uniform Guidance). Our responsibilities under those standards and the Uniform Guidance are further described in the *Auditor's Responsibilities for the Audit of Compliance* section of our report.

We are required to be independent of the District and to meet our other ethical responsibilities, in accordance with relevant ethical requirements relating to our audit. We believe that the audit evidence we have obtained is sufficient and appropriate to provide a basis for our opinion on compliance for each major federal program. Our audit does not provide a legal determination of the District's compliance with the compliance requirements referred to above.

### ***Responsibilities of Management for Compliance***

The District's Management is responsible for compliance with the requirements referred to above and for the design, implementation, and maintenance of effective internal control over compliance with the requirements of laws, statutes, regulations, rules, and provisions of contracts or grant agreements applicable to the District's federal programs.

### ***Auditor's Responsibilities for the Audit of Compliance***

Our objectives are to obtain reasonable assurance about whether material noncompliance with the compliance requirements referred to above occurred, whether due to fraud or error, and express an opinion on the District's compliance based on our audit. Reasonable assurance is a high level of assurance but is not absolute assurance and therefore is not a guarantee that an audit conducted in accordance with GAAS, *Government Auditing Standards*, and the Uniform Guidance will always detect material noncompliance when it exists. The risk of not detecting material noncompliance resulting from fraud is higher than for that resulting from error, as fraud may involve collusion, forgery, intentional omissions, misrepresentations, or the override of internal control. Noncompliance with the compliance requirements referred to above is considered material if there is a substantial likelihood that, individually or in the aggregate, it would influence the judgment made by a reasonable user of the report on compliance about the District's compliance with the requirements of each major federal program as a whole.

In performing an audit in accordance with GAAS, *Government Auditing Standards*, and the Uniform Guidance, we:

- exercise professional judgment and maintain professional skepticism throughout the audit.
- identify and assess the risks of material noncompliance, whether due to fraud or error, and design and perform audit procedures responsive to those risks. Such procedures include examining, on a test basis, evidence regarding the District's compliance with the compliance requirements referred to above and performing such other procedures as we considered necessary in the circumstances.
- obtain an understanding of the District's internal control over compliance relevant to the audit in order to design audit procedures that are appropriate in the circumstances and to test and report on internal control over compliance in accordance with the Uniform Guidance, but not for the purpose of expressing an opinion on the effectiveness of the District's internal control over compliance. Accordingly, no such opinion is expressed.

We are required to communicate with those charged with governance regarding, among other matters, the planned scope and timing of the audit and any significant deficiencies and material weaknesses in internal control over compliance that we identified during the audit.

### **Report on Internal Control Over Compliance**

*A deficiency in internal control over compliance* exists when the design or operation of a control over compliance does not allow management or employees, in the normal course of performing their assigned functions, to prevent, or detect and correct, noncompliance with a type of compliance requirement of a federal program on a timely basis. *A material weakness in internal control over compliance* is a deficiency, or combination of deficiencies, in internal control over compliance, such that there is a reasonable possibility that material noncompliance with a type of compliance requirement of a federal program will not be prevented, or detected and corrected, on a timely basis. *A significant deficiency in internal control over compliance* is a deficiency, or a combination of deficiencies, in internal control over compliance with a type of compliance requirement of a federal program that is less severe than a material weakness in internal control over compliance, yet important enough to merit attention by those charged with governance.

Our consideration of internal control over compliance was for the limited purpose described in the *Auditor's Responsibilities for the Audit of Compliance* section above and was not designed to identify all deficiencies in internal control over compliance that might be material weaknesses or significant deficiencies in internal control over compliance. Given these limitations, during our audit we did not identify any deficiencies in internal control over compliance that we consider to be material weaknesses, as defined above. However, material weaknesses or significant deficiencies in internal control over compliance may exist that were not identified.

Our audit was not designed for the purpose of expressing an opinion on the effectiveness of internal control over compliance. Accordingly, no such opinion is expressed.

The purpose of this report on internal control over compliance is solely to describe the scope of our testing of internal control over compliance and the results of this testing based on the requirements of the Uniform Guidance. Accordingly, this report is not suitable for any other purpose.



Keith Faber  
Auditor of State  
Columbus, Ohio

February 9, 2023

**This page intentionally left blank.**

**WEST CARROLLTON CITY SCHOOL DISTRICT  
MONTGOMERY COUNTY**

**SCHEDULE OF FINDINGS  
2 CFR § 200.515  
JUNE 30, 2022**

**1. SUMMARY OF AUDITOR'S RESULTS**

<b>(d)(1)(i)</b>	<b>Type of Financial Statement Opinion</b>	Unmodified
<b>(d)(1)(ii)</b>	<b>Were there any material weaknesses in internal control reported at the financial statement level (GAGAS)?</b>	No
<b>(d)(1)(ii)</b>	<b>Were there any significant deficiencies in internal control reported at the financial statement level (GAGAS)?</b>	No
<b>(d)(1)(iii)</b>	<b>Was there any reported material noncompliance at the financial statement level (GAGAS)?</b>	No
<b>(d)(1)(iv)</b>	<b>Were there any material weaknesses in internal control reported for major federal programs?</b>	No
<b>(d)(1)(iv)</b>	<b>Were there any significant deficiencies in internal control reported for major federal programs?</b>	No
<b>(d)(1)(v)</b>	<b>Type of Major Programs' Compliance Opinion</b>	Unmodified
<b>(d)(1)(vi)</b>	<b>Are there any reportable findings under 2 CFR § 200.516(a)?</b>	No
<b>(d)(1)(vii)</b>	<b>Major Programs (list):</b>	Special Education Cluster (IDEA)  COVID-19 Education Stabilization Fund (AL #84.425D, 84.425U, 84.425W)
<b>(d)(1)(viii)</b>	<b>Dollar Threshold: Type A/B Programs</b>	Type A: > \$ 750,000 Type B: all others
<b>(d)(1)(ix)</b>	<b>Low Risk Auditee under 2 CFR § 200.520?</b>	Yes

**2. FINDINGS RELATED TO THE FINANCIAL STATEMENTS  
REQUIRED TO BE REPORTED IN ACCORDANCE WITH GAGAS**

None.

**3. FINDINGS AND QUESTIONED COSTS FOR FEDERAL AWARDS**

None.

**This page intentionally left blank.**



# OHIO AUDITOR OF STATE KEITH FABER



**WEST CARROLLTON CITY SCHOOL DISTRICT  
MONTGOMERY COUNTY**

**AUDITOR OF STATE OF OHIO CERTIFICATION**

This is a true and correct copy of the report, which is required to be filed pursuant to Section 117.26, Revised Code, and which is filed in the Office of the Ohio Auditor of State in Columbus, Ohio.



**Certified for Release 3/7/2023**

88 East Broad Street, Columbus, Ohio 43215  
Phone: 614-466-4514 or 800-282-0370

This report is a matter of public record and is available online at  
[www.ohioauditor.gov](http://www.ohioauditor.gov)