



**NORTH CENTRAL OHIO EDUCATIONAL SERVICE CENTER
 SENECA COUNTY
 JUNE 30, 2022**

TABLE OF CONTENTS

TITLE	PAGE
Independent Auditor's Report	1
Prepared by Management:	
Management's Discussion and Analysis	5
Basic Financial Statements:	
Government-wide Financial Statements:	
Statement of Net Position	16
Statement of Activities.....	17
Fund Financial Statements:	
Balance Sheet	
Governmental Funds	18
Reconciliation of Total Governmental Fund Balances to Net Position of Governmental Activities	19
Statement of Revenues, Expenditures and Changes in Fund Balances Governmental Funds.....	20
Reconciliation of the Statement of Revenues, Expenditures and Changes in Fund Balances of Governmental Funds to the Statement of Activities.....	21
Statement of Fiduciary Net Position	
Fiduciary Funds	22
Statement of Changes in Fiduciary Net Position	
Fiduciary Funds	23
Notes to the Basic Financial Statements	24
Schedules of Required Supplementary Information:	
Schedule of the ESC's Proportionate Share of the Net Pension Liability:	
School Employees Retirement System (SERS) of Ohio.....	62
State Teachers Retirement System (STRS) of Ohio	64
Schedule of ESC Pension Contributions:	
School Employee Retirement System (SERS) of Ohio	66
State Teachers Retirement System (STRS) of Ohio	68

**NORTH CENTRAL OHIO EDUCATIONAL SERVICE CENTER
SENECA COUNTY
JUNE 30, 2022**

**TABLE OF CONTENTS
(Continued)**

TITLE	PAGE
Schedules of Required Supplementary Information (Continued):	
Schedule of the ESC's Proportionate Share of the Net OPEB Liability/Asset:	
School Employees Retirement System (SERS) of Ohio.....	70
State Teachers Retirement System (STRS) of Ohio	72
Schedule of ESC OPEB Contributions:	
School Employees Retirement System (SERS) of Ohio.....	74
State Teachers Retirement System (STRS) of Ohio	76
Notes to the Required Supplementary Information	78
Schedule of Expenditures of Federal Awards	81
Notes to the Schedule of Expenditures of Federal Awards.....	82
Independent Auditor's Report on Internal Control Over Financial Reporting and on Compliance and Other Matters Required by <i>Government Auditing Standards</i>	83
Independent Auditor's Report on Compliance with Requirements Applicable to Each Major Federal Program and on Internal Control Over Compliance Required by the Uniform Guidance	85
Schedule of Findings.....	89



INDEPENDENT AUDITOR'S REPORT

North Central Ohio Educational Service Center
Seneca County
928 West Market Street
Tiffin, Ohio 44883-2529

To the Board of Governors:

Report on the Audit of the Financial Statements

Opinions

We have audited the financial statements of the governmental activities, each major fund, and the aggregate remaining fund information of North Central Ohio Educational Service Center, Seneca County, Ohio (the ESC), as of and for the year ended June 30, 2022, and the related notes to the financial statements, which collectively comprise the ESC's basic financial statements as listed in the table of contents.

In our opinion, the accompanying financial statements referred to above present fairly, in all material respects, the respective financial position of the governmental activities, each major fund, and the aggregate remaining fund information of North Central Ohio Educational Service Center, Seneca County, Ohio as of June 30, 2022, and the respective changes in financial position thereof for the year then ended in accordance with the accounting principles generally accepted in the United States of America.

Basis for Opinions

We conducted our audit in accordance with auditing standards generally accepted in the United States of America (GAAS) and the standards applicable to financial audits contained in *Government Auditing Standards*, issued by the Comptroller General of the United States. Our responsibilities under those standards are further described in the *Auditor's Responsibilities for the Audit of the Financial Statements* section of our report. We are required to be independent of the ESC, and to meet our other ethical responsibilities, in accordance with the relevant ethical requirements relating to our audit. We believe that the audit evidence we have obtained is sufficient and appropriate to provide a basis for our audit opinions.

Emphasis of Matter

As discussed in Note 15 to the financial statements, the financial impact of COVID-19 and the continuing emergency measures may impact subsequent periods of the ESC. Our opinion is not modified with respect to this matter.

Responsibilities of Management for the Financial Statements

Management is responsible for the preparation and fair presentation of the financial statements in accordance with accounting principles generally accepted in the United States of America, and for the design, implementation, and maintenance of internal control relevant to the preparation and fair presentation of financial statements that are free from material misstatement, whether due to fraud or error.

In preparing the financial statements, management is required to evaluate whether there are conditions or events, considered in the aggregate, that raise substantial doubt about the ESC's ability to continue as a going concern for twelve months beyond the financial statement date, including any currently known information that may raise substantial doubt shortly thereafter.

Auditor's Responsibilities for the Audit of the Financial Statements

Our objectives are to obtain reasonable assurance about whether the financial statements as a whole are free from material misstatement, whether due to fraud or error, and to issue an auditor's report that includes our opinions. Reasonable assurance is a high level of assurance but is not absolute assurance and therefore is not a guarantee that an audit conducted in accordance with GAAS and *Government Auditing Standards* will always detect a material misstatement when it exists. The risk of not detecting a material misstatement resulting from fraud is higher than for one resulting from error, as fraud may involve collusion, forgery, intentional omissions, misrepresentations, or the override of internal control. Misstatements are considered material if there is a substantial likelihood that, individually or in the aggregate, they would influence the judgment made by a reasonable user based on the financial statements.

In performing an audit in accordance with GAAS and *Government Auditing Standards*, we

- exercise professional judgment and maintain professional skepticism throughout the audit.
- identify and assess the risks of material misstatement of the financial statements, whether due to fraud or error, and design and perform audit procedures responsive to those risks. Such procedures include examining, on a test basis, evidence regarding the amounts and disclosures in the financial statements.
- obtain an understanding of internal control relevant to the audit in order to design audit procedures that are appropriate in the circumstances, but not for the purpose of expressing an opinion on the effectiveness of the ESC's internal control. Accordingly, no such opinion is expressed.
- evaluate the appropriateness of accounting policies used and the reasonableness of significant accounting estimates made by management, as well as evaluate the overall presentation of the financial statements.
- conclude whether, in our judgment, there are conditions or events, considered in the aggregate, that raise substantial doubt about the ESC's ability to continue as a going concern for a reasonable period of time.

We are required to communicate with those charged with governance regarding, among other matters, the planned scope and timing of the audit, significant audit findings, and certain internal control-related matters that we identified during the audit.

Required Supplementary Information

Accounting principles generally accepted in the United States of America require that the management's discussion and analysis, and schedules of net pension and other post-employment benefit liabilities and pension and other post-employment benefit contributions be presented to supplement the basic financial statements. Such information is the responsibility of management and, although not a part of the basic financial statements, is required by the Governmental Accounting Standards Board who considers it to be an essential part of financial reporting for placing the basic financial statements in an appropriate operational, economic, or historical context. We have applied certain limited procedures to the required supplementary information in accordance with auditing standards generally accepted in the United States of America, which consisted of inquiries of management about the methods of preparing the information and comparing the information for consistency with management's responses to our inquiries, the basic financial statements, and other knowledge we obtained during our audit of the basic financial statements. We do not express an opinion or provide any assurance on the information because the limited procedures do not provide us with sufficient evidence to express an opinion or provide any assurance.

Supplementary information

Our audit was conducted for the purpose of forming opinions on the financial statements that collectively comprise the ESC's basic financial statements. The Schedule of Expenditures of Federal Awards as required by Title 2 U.S. Code of Federal Regulations (CFR) Part 200, Uniform Administrative Requirements, Cost Principles, and Audit Requirements for Federal Awards is presented for purposes of additional analysis and is not a required part of the basic financial statements.

Such information is the responsibility of management and was derived from and relates directly to the underlying accounting and other records used to prepare the basic financial statements. The information has been subjected to the auditing procedures applied in the audit of the basic financial statements and certain additional procedures, including comparing and reconciling such information directly to the underlying accounting and other records used to prepare the basic financial statements or to the basic financial statements themselves, and other additional procedures in accordance with auditing standards generally accepted in the United States of America. In our opinion, the Schedule of Expenditures of Federal Awards is fairly stated, in all material respects, in relation to the basic financial statements as a whole.

Other Reporting Required by Government Auditing Standards

In accordance with *Government Auditing Standards*, we have also issued our report dated March 16, 2023, on our consideration of the ESC's internal control over financial reporting and our tests of its compliance with certain provisions of laws, regulations, contracts and grant agreements and other matters. The purpose of that report is solely to describe the scope of our testing of internal control over financial reporting and compliance and the results of that testing, and not to provide an opinion on the effectiveness of the ESC's internal control over financial reporting or on compliance. That report is an integral part of an audit performed in accordance with *Government Auditing Standards* in considering the ESC's internal control over financial reporting and compliance.



Keith Faber
Auditor of State
Columbus, Ohio

March 16, 2023

This page intentionally left blank.

**NORTH CENTRAL OHIO EDUCATIONAL SERVICE CENTER
SENECA COUNTY**

**MANAGEMENT'S DISCUSSION AND ANALYSIS
FOR THE FISCAL YEAR ENDED JUNE 30, 2022
(UNAUDITED)**

The management's discussion and analysis of the North Central Ohio Educational Service Center's (the ESC) financial performance provides an overall review of the ESC's financial activities for the fiscal year ended June 30, 2022. The intent of this discussion and analysis is to look at the ESC's financial performance as a whole; readers should also review the basic financial statements and the notes to the basic financial statements to enhance their understanding of the ESC's financial performance.

Financial Highlights

Key financial highlights for fiscal year 2022 are as follows:

- In total, net position of governmental activities increased \$3,959,257 which represents a 15.47% increase from 2021's net position.
- General revenues accounted for \$1,193,541 in revenue or 4.89% of all revenues. Program specific revenues in the form of charges for services and sales and operating grants and contributions accounted for \$23,194,545 or 95.11% of total revenues of \$24,388,086.
- The ESC had \$20,428,829 expenses related to governmental activities; these expenses were offset by program specific charges for services, grants or contributions of \$23,194,545. General revenues supporting governmental activities (primarily unrestricted grants and entitlements) of \$1,193,541 were also available for these programs.
- The ESC's two major governmental funds are the General fund and the Miscellaneous State Grants fund. The General fund had \$21,143,082 in revenues and other financing sources and \$20,436,383 in expenditures and other financing uses. During fiscal year 2022, the General fund's fund balance increased \$706,699 from \$615,491 to a balance of \$1,322,190.
- The Miscellaneous State Grants fund had \$340,851 in revenues and \$367,344 in expenditures. During fiscal year 2022, the Miscellaneous State Grants fund's fund balance decreased \$26,493 from a fund balance of \$8,327 to a deficit fund balance of \$18,166.

Using these Basic Financial Statements

This annual report consists of a series of financial statements and notes to those statements. These statements are organized so the reader can understand the ESC as a financial whole, an entire operating entity. The statements then proceed to provide an increasingly detailed look at specific financial activities.

The *statement of net position* and *statement of activities* provide information about the activities of the whole ESC, presenting both an aggregate view of the ESC's finances and a longer-term view of those finances. Fund financial statements provide the next level of detail. For governmental funds, these statements tell how services were financed in the short-term as well as what remains for future spending. The fund financial statements also look at the ESC's most significant funds with all other nonmajor funds presented in total in one column. In the case of the ESC, the General fund and the Miscellaneous State Grants fund are by far the most significant funds, and the only two governmental funds reported as major funds.

Reporting the ESC as a Whole

Statement of Net Position and the Statement of Activities

While this document contains the large number of funds used by the ESC to provide programs and activities, the view of the ESC as a whole looks at all financial transactions and asks the question, "How did we do financially during 2022?" The statement of net position and the statement of activities answer this question. These statements include *all assets, deferred outflows of resources, liabilities, deferred inflows of resources, revenues and expenses* using the *accrual basis of accounting* similar to the accounting used by most private-sector companies. This basis of accounting will take into account all of the current year's revenues and expenses regardless of when cash is received or paid.

**NORTH CENTRAL OHIO EDUCATIONAL SERVICE CENTER
SENECA COUNTY**

MANAGEMENT'S DISCUSSION AND ANALYSIS
FOR THE FISCAL YEAR ENDED JUNE 30, 2022
(UNAUDITED)

These two statements report the ESC's *net position* and changes in that position. This change in net position is important because it tells the reader that, for the ESC as a whole, the *financial position* of the ESC has improved or diminished. The causes of this change may be the result of many factors, some financial, some not.

In the statement of net position and the statement of activities, the governmental activities include the ESC's programs and services, including instruction, support services, operation and maintenance of plant, pupil transportation, extracurricular activities, and food service operations.

Reporting the ESC's Most Significant Funds

Fund Financial Statements

Fund financial reports provide detailed information about the ESC's major funds. The ESC uses many funds to account for a multitude of financial transactions. However, these fund financial statements focus on the ESC's most significant funds. The ESC's major governmental funds are the General fund and the Miscellaneous State Grants fund.

Governmental Funds

Most of the ESC's activities are reported in governmental funds, which focus on how money flows into and out of those funds and the balances left at year-end available for spending in future periods. These funds are reported using an accounting method called *modified accrual* accounting, which measures cash and all other *financial assets* than can readily be converted to cash. The governmental fund financial statements provide a detailed *short-term* view of the ESC's general government operations and the basic services it provides. Governmental fund information helps you determine whether there are more or fewer financial resources that can be spent in the near future to finance educational programs. The relationship (or differences) between governmental *activities* (reported in the statement of net position and the statement of activities) and governmental *funds* is reconciled in the basic financial statements.

Reporting the ESC's Fiduciary Responsibilities

The ESC acts in a trustee capacity as an agent for individuals. These activities are reported in a custodial fund. All of the ESC's fiduciary activities are reported in separate statements of fiduciary net position and changes in fiduciary net position. These activities are excluded from the ESC's other financial statements because the assets cannot be utilized by the ESC to finance its operations.

Notes to the Basic Financial Statements

The notes provide additional information that is essential to a full understanding of the data provided in the government-wide and fund financial statements.

Required Supplementary Information

In addition to the basic financial statements and accompanying notes, this report also presents certain required supplementary information concerning the ESC's net pension liability and net OPEB liability/asset.

**NORTH CENTRAL OHIO EDUCATIONAL SERVICE CENTER
SENECA COUNTY**

MANAGEMENT'S DISCUSSION AND ANALYSIS
FOR THE FISCAL YEAR ENDED JUNE 30, 2022
(UNAUDITED)

The ESC as a Whole

The statement of net position provides the perspective of the ESC as a whole. The table below provides a summary of the ESC's net position at June 30, 2022 and June 30, 2021.

	Net Position	
	Governmental Activities <u>2022</u>	Governmental Activities <u>2021</u>
	<u>Assets</u>	
Current assets	\$ 6,067,920	\$ 4,534,345
Capital assets, net	<u>3,326,380</u>	<u>3,363,470</u>
Total assets	<u>9,394,300</u>	<u>7,897,815</u>
<u>Deferred Outflows of Resources</u>		
Pension	6,110,415	5,027,037
OPEB	<u>947,127</u>	<u>788,451</u>
Total deferred outflows of resources	<u>7,057,542</u>	<u>5,815,488</u>
<u>Liabilities</u>		
Current liabilities	2,420,108	1,805,163
Long-term liabilities:		
Due within one year	385,269	354,098
Due in more than one year:		
Net pension liability	14,465,651	26,168,686
Net OPEB liability	2,311,554	2,421,539
Other amounts	<u>3,283,623</u>	<u>3,325,581</u>
Total liabilities	<u>22,866,205</u>	<u>34,075,067</u>
<u>Deferred Inflows of Resources</u>		
Pension	11,200,967	1,373,773
OPEB	<u>4,018,276</u>	<u>3,857,326</u>
Total deferred inflows of resources	<u>15,219,243</u>	<u>5,231,099</u>
<u>Net Position</u>		
Net investment in capital assets	1,053,147	948,615
Restricted	419,535	516,754
Unrestricted (deficit)	<u>(23,106,288)</u>	<u>(27,058,232)</u>
Total net position (deficit)	<u>\$ (21,633,606)</u>	<u>\$ (25,592,863)</u>

The net pension liability (NPL) is the largest single liability reported by the ESC at June 30, 2022 and is reported pursuant to GASB Statement 68, "Accounting and Financial Reporting for Pensions—an Amendment of GASB Statement 27." The ESC adopted GASB Statement 75, "Accounting and Financial Reporting for Postemployment Benefits Other Than Pensions," which significantly revises accounting for costs and liabilities related to other postemployment benefits (OPEB). For reasons discussed below, many end users of this financial statement will gain a clearer understanding of the ESC's actual financial condition by adding deferred inflows related to pension and OPEB, the net pension liability and the net OPEB liability/asset to the reported net position and subtracting deferred outflows related to pension and OPEB.

**NORTH CENTRAL OHIO EDUCATIONAL SERVICE CENTER
SENECA COUNTY**

MANAGEMENT'S DISCUSSION AND ANALYSIS
FOR THE FISCAL YEAR ENDED JUNE 30, 2022
(UNAUDITED)

Governmental Accounting Standards Board standards are national and apply to all government financial reports prepared in accordance with generally accepted accounting principles. Prior accounting for pensions (GASB 27) and postemployment benefits (GASB 45) focused on a funding approach. This approach limited pension and OPEB costs to contributions annually required by law, which may or may not be sufficient to fully fund each plan's *net pension liability* or *net OPEB liability*. GASB 68 and GASB 75 take an earnings approach to pension and OPEB accounting; however, the nature of Ohio's statewide pension/OPEB plans and state law governing those systems requires additional explanation in order to properly understand the information presented in these statements.

GASB 68 and GASB 75 require the net pension liability and the net OPEB liability/asset to equal the ESC's proportionate share of each plan's collective:

1. Present value of estimated future pension/OPEB benefits attributable to active and inactive employees' past service.
2. Minus plan assets available to pay these benefits.

GASB notes that pension and OPEB obligations, whether funded or unfunded, are part of the "employment exchange" – that is, the employee is trading his or her labor in exchange for wages, benefits, and the promise of a future pension and other postemployment benefits. GASB noted that the unfunded portion of this promise is a present obligation of the government, part of a bargained-for benefit to the employee, and should accordingly be reported by the government as a liability since they received the benefit of the exchange. However, the ESC is not responsible for certain key factors affecting the balance of these liabilities. In Ohio, the employee shares the obligation of funding pension benefits with the employer. Both employer and employee contribution rates are capped by State statute. A change in these caps requires action of both Houses of the General Assembly and approval of the Governor. Benefit provisions are also determined by State statute. The Ohio Revised Code permits, but does not require, the retirement systems to provide healthcare to eligible benefit recipients. The retirement systems may allocate a portion of the employer contributions to provide for these OPEB benefits.

The employee enters the employment exchange with the knowledge that the employer's promise is limited not by contract but by law. The employer enters the exchange also knowing that there is a specific, legal limit to its contribution to the retirement system. In Ohio, there is no legal means to enforce the unfunded liability of the pension/OPEB plan *as against the public employer*. State law operates to mitigate/lessen the moral obligation of the public employer to the employee, because all parties enter the employment exchange with notice as to the law. The retirement system is responsible for the administration of the pension and OPEB plans.

Most long-term liabilities have set repayment schedules or, in the case of compensated absences (i.e. sick and vacation leave), are satisfied through paid time-off or termination payments. There is no repayment schedule for the net pension liability or the net OPEB liability. As explained above, changes in benefits, contribution rates, and return on investments affect the balance of these liabilities but are outside the control of the local government. In the event that contributions, investment returns, and other changes are insufficient to keep up with required payments, State statute does not assign/identify the responsible party for the unfunded portion. Due to the unique nature of how the net pension liability and the net OPEB liability are satisfied, these liabilities are separately identified within the long-term liability section of the statement of net position.

In accordance with GASB 68 and GASB 75, the ESC's statements prepared on an accrual basis of accounting include an annual pension expense and an annual OPEB expense for their proportionate share of each plan's *change* in net pension liability and net OPEB liability/asset, respectively, not accounted for as deferred inflows/outflows.

Over time, net position can serve as a useful indicator of a government's financial position. At June 30, 2022, the ESC's liabilities and deferred inflows of resources exceeded assets and deferred outflows of resources by \$21,633,606. Of this total, \$419,535 is restricted in use leaving the ESC with unrestricted net position with a deficit of \$23,106,288.

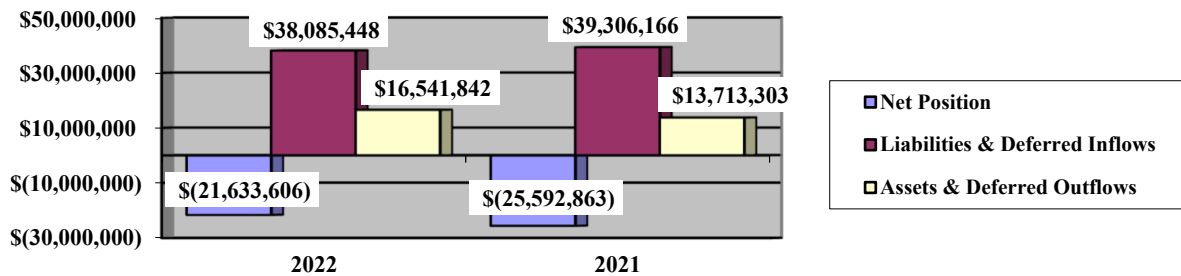
**NORTH CENTRAL OHIO EDUCATIONAL SERVICE CENTER
SENECA COUNTY**

**MANAGEMENT'S DISCUSSION AND ANALYSIS
FOR THE FISCAL YEAR ENDED JUNE 30, 2022
(UNAUDITED)**

The net pension liability decreased \$11,703,035 or 44.72% and deferred inflows of resources related to pension increased \$9,827,194 or 715.34%. These changes were the result of changes at the pension system level for the State Teachers Retirement System (STRS) and the School Employees Retirement System (SERS). Net investment income on investments at both pension systems exceeded estimates for the fiscal year 2021 measurement that are used for the fiscal year 2022 reporting which cause a large increase in fiduciary net position.

The graph below illustrates the ESC's governmental activities assets, liabilities, and net position at June 30, 2022 and June 30, 2021.

Governmental Activities



The table below shows the change in net position for fiscal years 2022 and 2021.

	Change in Net Position	
	Governmental Activities <u>2022</u>	Governmental Activities <u>2021</u>
<u>Revenues</u>		
Program revenues:		
Charges for services and sales	\$ 19,844,274	\$ 18,873,703
Operating grants and contributions	3,350,271	3,141,272
General revenues:		
Grants and entitlements, unrestricted	1,018,886	1,051,762
Investment earnings	8,779	1,379
Other	165,876	391,913
Total revenues	<u>24,388,086</u>	<u>23,460,029</u>

(Continued)

**NORTH CENTRAL OHIO EDUCATIONAL SERVICE CENTER
SENECA COUNTY**

MANAGEMENT'S DISCUSSION AND ANALYSIS
FOR THE FISCAL YEAR ENDED JUNE 30, 2022
(UNAUDITED)

	Change in Net Position (Continued)	
	Governmental	Governmental
	Activities	Activities
	<u>2022</u>	<u>2021</u>
<u>Expenses</u>		
Program expenses:		
Instruction:		
Regular	\$ 2,113,605	\$ 2,076,048
Special	4,525,863	4,809,721
Other	288,685	332,328
Support services:		
Pupil	4,414,051	4,761,884
Instructional staff	4,137,221	3,808,083
Board of education	103,647	93,128
Administration	1,920,012	2,342,011
Fiscal	742,481	873,500
Business	25,478	93,210
Operations and maintenance	544,719	586,509
Pupil transportation	98,055	75,850
Central	1,190,202	1,746,973
Operations of non-instructional services:		
Food service operations	23,428	17,923
Other non-instructional services	180,285	215,331
Extracurricular activities	59,004	59,430
Interest and fiscal charges	<u>62,093</u>	<u>73,418</u>
Total expenses	<u>20,428,829</u>	<u>21,965,347</u>
Change in net position	3,959,257	1,494,682
Net position (deficit) at beginning of year	<u>(25,592,863)</u>	<u>(27,087,545)</u>
Net position (deficit) at end of year	<u>\$ (21,633,606)</u>	<u>\$ (25,592,863)</u>

Governmental Activities

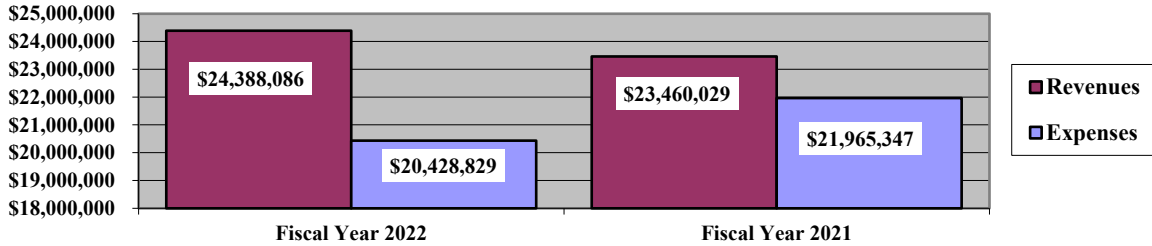
Net position of the ESC's governmental activities increased \$3,959,257. Total governmental expenses of \$20,428,829 were adequately offset by program revenues of \$23,194,545 and general revenues of \$1,193,541. Program revenues fully supported the total governmental expenses. The primary sources of revenue for governmental activities are derived from contract services and charges for services. These revenue sources represent 81.37% of total governmental revenue.

**NORTH CENTRAL OHIO EDUCATIONAL SERVICE CENTER
SENECA COUNTY**

MANAGEMENT'S DISCUSSION AND ANALYSIS
FOR THE FISCAL YEAR ENDED JUNE 30, 2022
(UNAUDITED)

The graph below presents the ESC's governmental activities revenues and expenses for fiscal year 2022 and 2021.

Governmental Activities - Revenues and Expenses



The statement of activities shows the cost of program services and the charges for services and grants offsetting those services. The following table shows, for governmental activities, the total cost of services and the net cost of services. That is, it identifies the cost of these services supported by unrestricted State grants and entitlements, and other general revenues not restricted to a specific program.

Governmental Activities

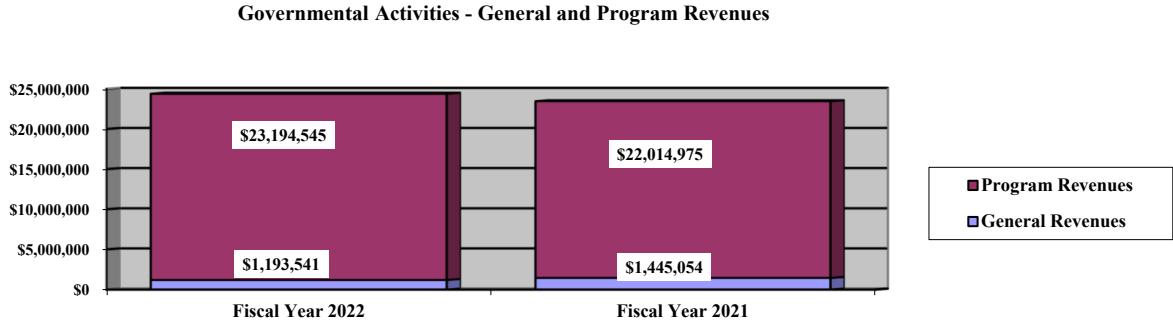
	Total Cost of Services <u>2022</u>	Net Cost of Services <u>2022</u>	Total Cost of Services <u>2021</u>	Net Cost of Services <u>2021</u>
Program expenses				
Instruction:				
Regular	\$ 2,113,605	\$ (194,524)	\$ 2,076,048	\$ 2,636
Special	4,525,863	(440,428)	4,809,721	(298,762)
Other	288,685	288,685	332,328	332,328
Support services:				
Pupil	4,414,051	(243,937)	4,761,884	(430,734)
Instructional staff	4,137,221	(1,984,740)	3,808,083	(6,229)
Board of education	103,647	103,647	93,128	93,128
Administration	1,920,012	(373,600)	2,342,011	(169,948)
Fiscal	742,481	(179,287)	873,500	(55,537)
Business	25,478	20,462	93,210	75,697
Operations and maintenance	544,719	(82,397)	586,509	94,749
Pupil transportation	98,055	98,055	75,850	75,850
Central	1,190,202	(50,927)	1,746,973	(110,077)
Operations of non-instructional services:				
Food service operations	23,428	(10,705)	17,923	(758)
Other non-instructional services	180,285	166,084	215,331	215,315
Extracurricular activities	59,004	55,803	59,430	59,296
Interest and fiscal charges	62,093	62,093	73,418	73,418
Total expenses	<u>\$ 20,428,829</u>	<u>\$ (2,765,716)</u>	<u>\$ 21,965,347</u>	<u>\$ (49,628)</u>

For all governmental activities, program revenue support is 113.54%. The primary support for the ESC is contracted fees for services provided to other districts.

**NORTH CENTRAL OHIO EDUCATIONAL SERVICE CENTER
SENECA COUNTY**

MANAGEMENT'S DISCUSSION AND ANALYSIS
FOR THE FISCAL YEAR ENDED JUNE 30, 2022
(UNAUDITED)

The graph below presents the ESC's governmental activities revenues for fiscal year 2022 and 2021.



The ESC's Funds

The ESC's governmental funds reported a combined fund balance of \$1,259,462, which is an increase of \$690,218 from a fund balance of \$569,244 in fiscal year 2021. The schedule below indicates the fund balance and the total change in fund balance as of June 30, 2022 and 2021.

	Fund Balance (deficit) <u>June 30, 2022</u>	Fund Balance (deficit) <u>June 30, 2021</u>	<u>Change</u>	<u>Percentage Change</u>
General	\$ 1,322,190	\$ 615,491	\$ 706,699	114.82 %
Miscellaneous State Grants	(18,166)	8,327	(26,493)	(318.16) %
Nonmajor Governmental	<u>(44,562)</u>	<u>(54,574)</u>	<u>10,012</u>	18.35 %
Total	<u>\$ 1,259,462</u>	<u>\$ 569,244</u>	<u>\$ 690,218</u>	121.25 %

THIS SPACE INTENTIONALLY LEFT BLANK

**NORTH CENTRAL OHIO EDUCATIONAL SERVICE CENTER
SENECA COUNTY**

MANAGEMENT'S DISCUSSION AND ANALYSIS
FOR THE FISCAL YEAR ENDED JUNE 30, 2022
(UNAUDITED)

General Fund

The ESC's General fund balance increased by \$706,699.

The table that follows assists in illustrating the financial activities and fund balance of the General fund.

	2022 <u>Amount</u>	2021 <u>Amount</u>	<u>Change</u>	Percentage <u>Change</u>
<u>Revenues</u>				
Intergovernmental	\$ 1,115,568	\$ 998,963	\$ 116,605	11.67 %
Investment earnings	8,779	1,379	7,400	536.62 %
Tuition and fees	12,440,684	11,679,296	761,388	6.52 %
Charges for services	7,309,600	7,094,298	215,302	3.03 %
Contributions and donations	2,270	7,930	(5,660)	(71.37) %
Other revenues	<u>163,606</u>	<u>621,031</u>	<u>(457,425)</u>	<u>(73.66) %</u>
Total	<u>\$ 21,040,507</u>	<u>\$ 20,402,897</u>	<u>\$ 637,610</u>	<u>3.13 %</u>
<u>Expenditures</u>				
Instruction	\$ 7,420,271	\$ 6,371,300	\$ 1,048,971	16.46 %
Support services	12,339,868	11,916,988	422,880	3.55 %
Non-instructional services	235,199	215,037	20,162	9.38 %
Extracurricular activities	70,843	58,914	11,929	20.25 %
Capital outlay	102,575	-	102,575	100.00 %
Debt service	<u>9,997</u>	<u>6,435</u>	<u>3,562</u>	<u>55.35 %</u>
Total	<u>\$ 20,178,753</u>	<u>\$ 18,568,674</u>	<u>\$ 1,610,079</u>	<u>8.67 %</u>

Overall revenues of the General fund increased \$637,610 or 3.13%. This increase was primarily due to an increase of \$761,388 or 6.52% in tuition and fees from an increase in contracts paid by schools through foundation. In addition, intergovernmental revenue increased from billings to member districts for services from the EANS program, which started in fiscal year 2022. While other revenues decreased related to decreases in miscellaneous services. Overall expenditures of the General fund increased \$1,610,079 or 8.67% and is attributable to an increase in instruction and capital outlay expenditures.

Miscellaneous State Grant Fund

The Miscellaneous State Grant fund had \$340,851 in revenues and \$367,344 in expenditures. During fiscal year 2022, the Miscellaneous State Grants' fund balance decreased \$26,493 from a balance of \$8,327 to a deficit fund balance of \$18,166.

Capital Assets and Debt Administration

Capital Assets

Due to the implementation of GASB Statement No. 87 (see Note 3.A for detail), the ESC has reported capital assets for intangible right to use - leased equipment at July 1, 2021, which was reported in the furniture and equipment classification in the prior year.

At the end of fiscal year 2022, the ESC had \$3,326,380 invested in land, buildings and improvements, furniture and equipment, vehicles, and intangible right to use – leased equipment and building. This entire amount is reported in governmental activities. The following table shows June 30, 2022 balances compared to June 30, 2021.

**NORTH CENTRAL OHIO EDUCATIONAL SERVICE CENTER
SENECA COUNTY**

MANAGEMENT'S DISCUSSION AND ANALYSIS
FOR THE FISCAL YEAR ENDED JUNE 30, 2022
(UNAUDITED)

**Capital Assets at June 30
(Net of Depreciation)**

	Governmental Activities <u>2022</u>	Governmental Activities <u>2021</u>
Land	\$ 148,850	\$ 148,850
Building and improvements	2,946,705	3,029,343
Furniture and equipment	45,846	81,925
Vehicles	69,600	78,300
Intangible right to use - leased building	100,011	-
Intangible right to use - leased equipment	<u>15,368</u>	<u>25,052</u>
Total	<u>\$ 3,326,380</u>	<u>\$ 3,363,470</u>

The overall decrease in capital assets of \$37,090 is due to depreciation expense of \$141,762 and disposals (net of accumulated depreciation of \$21,353 exceeding capital outlays of \$126,025).

See Note 7 to the basic financial statements for additional information on the ESC's capital assets.

Debt Administration

Due to the implementation of GASB Statement No. 87 (see Note 3.A for detail), the ESC has reported a lease obligation at July 1, 2021, which was reported in the prior year as a capital lease obligation.

At June 30, 2022, the ESC had a \$2,680,620 in promissory notes, loans, and lease obligations outstanding. Of this amount, \$265,704 is due in one year with the remaining amount of \$2,414,916 due within more than one year. The following table summarizes the outstanding debt at fiscal year end.

Outstanding Debt, at Year End

	Governmental Activities <u>2022</u>	Governmental Activities <u>2021</u>
Promissory note	\$ 2,060,000	\$ 2,230,000
Lease obligations	116,191	21,517
IT Loan	179,429	206,011
LGIF loan payable	<u>325,000</u>	<u>375,000</u>
Total	<u>\$ 2,680,620</u>	<u>\$ 2,832,528</u>

See Note 8 to the basic financial statements for further detail on the ESC's debt administration.

Current Financial Related Activities

The ESC's General fund ended with a positive cash balance of \$1,958,007. The ESC spent less than the revenue collected by \$706,699 in the General fund. There were several contributing factors to the General fund's financial position. One was updating the accounting system to provide ongoing financial oversight into individual program cost. Second was providing monthly reports to the Governing Board reflecting the adoption of the Fiscal Stabilization Plan previously adopted. Third was a reduction of overhead costs and a review of all overhead expenses on an ongoing basis by management.

**NORTH CENTRAL OHIO EDUCATIONAL SERVICE CENTER
SENECA COUNTY**

**MANAGEMENT'S DISCUSSION AND ANALYSIS
FOR THE FISCAL YEAR ENDED JUNE 30, 2022
(UNAUDITED)**

The ESC was approved by the Ohio Department of Education as a High Performing ESC application. The ESC provided a savings of \$2,204,909 which was equal to 45.86% in the five areas of service, Speech, Vision, Special Education Supervision, Early Childhood Programming and Gifted Supervision/Instruction.

Our ESC continues to grow by providing new services, programs, technology, professional development and special education services on behalf of the schools we serve through cost effective delivery and quality customer service to meet the educational needs of our partners. The NCOESC relies heavily on contracts with local, city, and exempted village school districts in Crawford, Seneca, Sandusky, Marion, Morrow, Union, and Wyandot Counties since the State Subsidy amount comprises less than 7% of our overall funding sources.

The Treasurer has recommended to the Board of Governors a long-term goal of having a five million dollar (\$5,000,000) ending cash balance.

Contacting the ESC's Financial Management

This financial report is designed to provide our citizens, taxpayers, investors, and creditors with a general overview of the ESC's finances and to show the ESC's accountability for the money it receives. If you have questions about this report or need additional financial information contact the Treasurer's Office, North Central Ohio Educational Service Center, 928 West Market Street, Suite A, Tiffin, Ohio 44883-2529.

**NORTH CENTRAL OHIO EDUCATIONAL SERVICE CENTER
SENECA COUNTY**

STATEMENT OF NET POSITION
JUNE 30, 2022

	Governmental Activities
Assets:	
Equity in pooled cash and cash equivalents	\$ 2,316,583
Receivables:	
Accounts	45,157
Accrued interest	3,097
Intergovernmental	1,222,275
Net OPEB asset	1,659,834
Loans receivable	820,974
Capital assets:	
Nondepreciable/amortized capital assets	148,850
Depreciable/amortized capital assets, net	3,177,530
Capital assets, net	3,326,380
Total assets	9,394,300
 Deferred outflows of resources:	
Pension	6,110,415
OPEB	947,127
Total deferred outflows of resources	7,057,542
 Liabilities:	
Accounts payable	290,102
Accrued wages and benefits payable	1,799,253
Intergovernmental payable	58,608
Pension and post employment benefits payable	266,641
Accrued interest payable	5,504
Long-term liabilities:	
Due within one year	385,269
Due in more than one year:	
Net pension liability	14,465,651
Net OPEB liability	2,311,554
Other amounts due in more than one year	3,283,623
Total liabilities	22,866,205
 Deferred inflows of resources:	
Pension	11,200,967
OPEB	4,018,276
Total deferred inflows of resources	15,219,243
 Net position:	
Net investment in capital assets	1,053,147
Restricted for:	
State funded programs	349,399
Federally funded programs	442
Food service operations	22,546
Other purposes	47,148
Unrestricted (deficit)	(23,106,288)
Total net position (deficit)	\$ (21,633,606)

SEE ACCOMPANYING NOTES TO THE BASIC FINANCIAL STATEMENTS

**NORTH CENTRAL OHIO EDUCATIONAL SERVICE CENTER
SENECA COUNTY**

STATEMENT OF ACTIVITIES
FOR THE FISCAL YEAR ENDED JUNE 30, 2022

		Program Revenues		Net (Expense) Revenue and Changes in Net Position
	Expenses	Charges for Services and Sales	Operating Grants and Contributions	Governmental Activities
Governmental activities:				
Instruction:				
Regular	\$ 2,113,605	\$ 1,987,519	\$ 320,610	\$ 194,524
Special	4,525,863	4,735,542	230,749	440,428
Other	288,685	-	-	(288,685)
Support services:				
Pupil	4,414,051	4,507,905	150,083	243,937
Instructional staff	4,137,221	4,189,575	1,932,386	1,984,740
Board of education	103,647	-	-	(103,647)
Administration	1,920,012	1,970,865	322,747	373,600
Fiscal	742,481	754,420	167,348	179,287
Business	25,478	-	5,016	(20,462)
Operations and maintenance	544,719	506,636	120,480	82,397
Pupil transportation	98,055	-	-	(98,055)
Central	1,190,202	1,191,752	49,377	50,927
Operation of non-instructional services:				
Food service operations	23,428	-	34,133	10,705
Other non-instructional services	180,285	19	14,182	(166,084)
Extracurricular activities	59,004	41	3,160	(55,803)
Interest and fiscal charges	62,093	-	-	(62,093)
Totals	<u>\$ 20,428,829</u>	<u>\$ 19,844,274</u>	<u>\$ 3,350,271</u>	<u>2,765,716</u>
		General revenues:		
		Grants and entitlements not restricted to specific programs		1,018,886
		Investment earnings		8,779
		Miscellaneous		165,876
		Total general revenues		<u>1,193,541</u>
		Change in net position		3,959,257
		Net position (deficit) at beginning of year		<u>(25,592,863)</u>
		Net position (deficit) at end of year		<u><u>\$ (21,633,606)</u></u>

SEE ACCOMPANYING NOTES TO THE BASIC FINANCIAL STATEMENTS

**NORTH CENTRAL OHIO EDUCATIONAL SERVICE CENTER
SENECA COUNTY**

BALANCE SHEET
GOVERNMENTAL FUNDS
JUNE 30, 2022

	General	Miscellaneous State Grants	Nonmajor Governmental Funds	Total Governmental Funds
Assets:				
Equity in pooled cash and cash equivalents	\$ 1,958,007	\$ 85,501	\$ 273,075	\$ 2,316,583
Receivables:				
Accounts	45,157	-	-	45,157
Accrued interest	3,097	-	-	3,097
Interfund loans	323,726	-	-	323,726
Intergovernmental	588,267	399,359	234,649	1,222,275
Due from other funds	53,408	-	-	53,408
Loans receivable	820,974	-	-	820,974
Total assets	<u>\$ 3,792,636</u>	<u>\$ 484,860</u>	<u>\$ 507,724</u>	<u>\$ 4,785,220</u>
Liabilities:				
Accounts payable	\$ 209,959	\$ 21,858	\$ 58,285	\$ 290,102
Accrued wages and benefits payable	1,774,114	5,240	19,899	1,799,253
Compensated absences payable	8,275	-	-	8,275
Intergovernmental payable	30,542	14,471	13,595	58,608
Pension and post employment benefits payable	263,482	1,173	1,986	266,641
Interfund loans payable	-	75,925	247,801	323,726
Due to other funds	-	-	53,408	53,408
Total liabilities	<u>2,286,372</u>	<u>118,667</u>	<u>394,974</u>	<u>2,800,013</u>
Deferred inflows of resources:				
Intergovernmental revenue not available	182,716	384,359	157,312	724,387
Miscellaneous revenue not available	1,358	-	-	1,358
Total deferred inflows of resources	<u>184,074</u>	<u>384,359</u>	<u>157,312</u>	<u>725,745</u>
Fund balances:				
Restricted:				
Food service operations	-	-	22,546	22,546
Other purposes	-	-	47,148	47,148
Committed:				
Debt service	-	-	1,370	1,370
Assigned:				
Student instruction	629,493	-	-	629,493
Student and staff support	367,238	-	-	367,238
Facilities acquisition and construction	16,875	-	-	16,875
Other purposes	7,565	-	-	7,565
Unassigned (deficit)	<u>301,019</u>	<u>(18,166)</u>	<u>(115,626)</u>	<u>167,227</u>
Total fund balances	<u>1,322,190</u>	<u>(18,166)</u>	<u>(44,562)</u>	<u>1,259,462</u>
Total liabilities, deferred inflows and fund balances	<u>\$ 3,792,636</u>	<u>\$ 484,860</u>	<u>\$ 507,724</u>	<u>\$ 4,785,220</u>

SEE ACCOMPANYING NOTES TO THE BASIC FINANCIAL STATEMENTS

**NORTH CENTRAL OHIO EDUCATIONAL SERVICE CENTER
SENECA COUNTY**

RECONCILIATION OF TOTAL GOVERNMENTAL FUND BALANCES TO
NET POSITION OF GOVERNMENTAL ACTIVITIES
JUNE 30, 2022

Total governmental fund balances		\$	1,259,462
<i>Amounts reported for governmental activities on the statement of net position are different because:</i>			
Capital assets used in governmental activities are not financial resources and therefore are not reported in the funds.			3,326,380
Other long-term assets are not available to pay for current-period expenditures and therefore are deferred inflows in the funds.			
Accounts receivable	\$	1,358	
Intergovernmental receivable		724,387	
Total			725,745
Accrued interest payable is not due and payable in the current period and therefore is not reported in the funds.			(5,504)
The net pension/OPEB assets & liabilities are not due and payable in the current period; therefore, the assets, liabilities and related deferred inflows/outflows are not reported in governmental funds.			
Deferred outflows - pension		6,110,415	
Deferred inflows - pension		(11,200,967)	
Net pension liability		(14,465,651)	
Deferred outflows - OPEB		947,127	
Deferred inflows - OPEB		(4,018,276)	
Net OPEB asset		1,659,834	
Net OPEB liability		(2,311,554)	
Total			(23,279,072)
Long-term liabilities, including notes payable, are not due and payable in the current period and therefore are not reported in the funds.			
Notes payable		(2,060,000)	
Lease obligations		(116,191)	
Loans payable		(504,429)	
Compensated absences		(979,997)	
Total			(3,660,617)
Net position (deficit) of governmental activities		\$	(21,633,606)

SEE ACCOMPANYING NOTES TO THE BASIC FINANCIAL STATEMENTS

**NORTH CENTRAL OHIO EDUCATIONAL SERVICE CENTER
SENECA COUNTY**

STATEMENT OF REVENUES, EXPENDITURES AND CHANGES IN FUND BALANCES
GOVERNMENTAL FUNDS
FOR THE FISCAL YEAR ENDED JUNE 30, 2022

	<u>General</u>	<u>Miscellaneous State Grants</u>	<u>Nonmajor Governmental Funds</u>	<u>Total Governmental Funds</u>
Revenues:				
Intergovernmental	\$ 1,115,568	\$ 277,032	\$ 3,028,081	\$ 4,420,681
Investment earnings	8,779	-	-	8,779
Tuition and fees	12,440,684	-	-	12,440,684
Extracurricular	-	-	2,500	2,500
Charges for services	7,309,600	63,819	1,576	7,374,995
Contributions and donations	2,270	-	-	2,270
Miscellaneous	163,606	-	1,166	164,772
Total revenues	<u>21,040,507</u>	<u>340,851</u>	<u>3,033,323</u>	<u>24,414,681</u>
Expenditures:				
Current:				
Instruction:				
Regular	1,945,453	70,715	272,738	2,288,906
Special	5,139,775	-	222,822	5,362,597
Other	335,043	-	-	335,043
Support services:				
Pupil	4,945,892	-	158,681	5,104,573
Instructional staff	2,831,259	220,078	1,688,857	4,740,194
Board of education	106,166	-	3,001	109,167
Administration	1,905,542	11,710	314,586	2,231,838
Fiscal	714,153	9,325	130,768	854,246
Business	20,536	-	5,667	26,203
Operations and maintenance	446,010	5,516	122,197	573,723
Pupil transportation	91,418	-	-	91,418
Central	1,278,892	-	70,667	1,349,559
Operation of non-instructional services:				
Food service operations	-	-	23,428	23,428
Other non-instructional services	235,199	-	8,544	243,743
Extracurricular activities	70,843	-	2,362	73,205
Capital outlay	102,575	-	-	102,575
Debt service:				
Principal retirement	7,901	50,000	196,582	254,483
Interest and fiscal charges	2,096	-	60,041	62,137
Total expenditures	<u>20,178,753</u>	<u>367,344</u>	<u>3,280,941</u>	<u>23,827,038</u>
Excess (deficiency) of revenues over (under) expenditures	<u>861,754</u>	<u>(26,493)</u>	<u>(247,618)</u>	<u>587,643</u>
Other financing sources (uses):				
Transfers in	-	-	257,630	257,630
Transfers (out)	(257,630)	-	-	(257,630)
Lease obligation	102,575	-	-	102,575
Total other financing sources (uses)	<u>(155,055)</u>	<u>-</u>	<u>257,630</u>	<u>102,575</u>
Net change in fund balances	706,699	(26,493)	10,012	690,218
Fund balances (deficit) at beginning of year	<u>615,491</u>	<u>8,327</u>	<u>(54,574)</u>	<u>569,244</u>
Fund balances (deficit) at end of year	<u>\$ 1,322,190</u>	<u>\$ (18,166)</u>	<u>\$ (44,562)</u>	<u>\$ 1,259,462</u>

SEE ACCOMPANYING NOTES TO THE BASIC FINANCIAL STATEMENTS

**NORTH CENTRAL OHIO EDUCATIONAL SERVICE CENTER
SENECA COUNTY**

RECONCILIATION OF THE STATEMENT OF REVENUES, EXPENDITURES
AND CHANGES IN FUND BALANCES OF GOVERNMENTAL FUNDS
TO THE STATEMENT OF ACTIVITIES
FOR THE FISCAL YEAR ENDED JUNE 30, 2022

Net change in fund balances - total governmental funds	\$	690,218
<i>Amounts reported for governmental activities in the statement of activities are different because:</i>		
Governmental funds report capital outlays as expenditures. However, in the statement of activities, the cost of those assets is allocated over their estimated useful lives as depreciation/amortization expense.		
Capital asset additions	\$ 126,025	
Current year depreciation/amortization	<u>(141,762)</u>	
Total		(15,737)
The net effect of various miscellaneous transactions involving capital assets (i.e., sales, disposals, trade-ins, and donations) is to decrease net position.		
		(21,353)
Revenues in the statement of activities that do not provide current financial resources are not reported as revenues in the funds.		
Contract services	59,907	
Other local revenues	(33,812)	
Intergovernmental	<u>(52,690)</u>	
Total		(26,595)
Repayment of note, lease obligations, and loan principal is an expenditure in the governmental funds, but the repayment reduces long-term liabilities on the statement of net position.		
		254,483
Issuance of lease obligations are recorded as other financing sources in the funds; however, in the statement of activities, they are not reported as other financing sources as they increase liabilities on the statement of net position.		
		(102,575)
In the statement of activities, interest is accrued on outstanding bonds, whereas in governmental funds, an interest expenditure is reported when due. The following item resulted in additional interest being reported in the statement of activities:		
Decrease in accrued interest payable		44
Contractually required contributions are reported as expenditures in governmental funds; however, the statement of net position reports these amounts as deferred outflows.		
Pension	2,079,188	
OPEB	<u>80,029</u>	
Total		2,159,217
Except for amounts reported as deferred inflows/outflows, changes in the net pension/OPEB liability/asset are reported as pension/OPEB expense in the statement of activities.		
Pension	880,031	
OPEB	<u>317,790</u>	
Total		1,197,821
Some expenses reported in the statement of activities, such as compensated absences, do not require the use of current financial resources and therefore are not reported as expenditures in governmental funds.		
		<u>(176,266)</u>
Change in net position of governmental activities	\$	<u>3,959,257</u>

SEE ACCOMPANYING NOTES TO THE BASIC FINANCIAL STATEMENTS

**NORTH CENTRAL OHIO EDUCATIONAL SERVICE CENTER
SENECA COUNTY**

STATEMENT OF FIDUCIARY NET POSITION
FIDUCIARY FUNDS
JUNE 30, 2022

	Custodial
Assets:	
Equity in pooled cash and cash equivalents	\$ 928,323
Receivables:	
Accounts	1,570,818
Accrued interest	10
Due from other governments	98,703
Total assets	2,597,854
Liabilities:	
Accounts payable	1,204,071
Accrued wages and benefits	7,475
Compensated absences payable	150
Intergovernmental payable	11,122
Loans payable	820,974
Pension and post employment benefits payable	4,027
Long-term liabilities:	
Compensated absences payable	8,787
Total liabilities	2,056,606
Net position:	
Restricted for individuals, organizations and other governments	\$ 541,248

SEE ACCOMPANYING NOTES TO THE BASIC FINANCIAL STATEMENTS

**NORTH CENTRAL OHIO EDUCATIONAL SERVICE CENTER
SENECA COUNTY**

STATEMENT OF CHANGES IN FIDUCIARY NET POSITION
FIDUCIARY FUNDS
FOR THE FISCAL YEAR ENDED JUNE 30, 2022

	<u>Custodial</u>
Additions:	
Amounts received as fiscal agent	<u>\$ 21,548,893</u>
Deductions:	
Distributions as fiscal agent	<u>22,492,176</u>
Change in net position	(943,283)
Net position at beginning of year	<u>1,484,531</u>
Net position at end of year	<u>\$ 541,248</u>

SEE ACCOMPANYING NOTES TO THE BASIC FINANCIAL STATEMENTS

**NORTH CENTRAL OHIO EDUCATIONAL SERVICE CENTER
SENECA COUNTY**

**NOTES TO THE BASIC FINANCIAL STATEMENTS
FOR THE FISCAL YEAR ENDED JUNE 30, 2022**

NOTE 1 - DESCRIPTION OF THE EDUCATIONAL SERVICE CENTER

North Central Ohio Educational Service Center (the ESC) is a body politic and corporate established for the purpose of exercising the rights and privileges conveyed to it by the constitution and laws of the State of Ohio. The ESC is organized under Section 3311.03 of the Ohio Revised Code. The ESC operates under an elected Board (9 members) and is an administrative entity providing supervision and various other services to the school districts located in Marion, Richland, Sandusky, Seneca, Union and Wyandot Counties. The Board is its own fiscal agent and issues its own financial statements. The ESC serves as fiscal agent for the Seneca County Family and Children First Council (the Council) with the rights and responsibilities established by Section 121.37 of the Ohio Revised Code. Council funds are maintained in a separate custodial fund by the ESC.

The ESC provides regular and special instruction. The ESC also provides support services for the pupils, instructional staff, general and school administration, business and fiscal services and facilities acquisitions. The ESC is staffed by 181 noncertified employees and 175 certified employees.

NOTE 2 - SUMMARY OF SIGNIFICANT ACCOUNTING POLICIES

The basic financial statements of the ESC have been prepared in conformity with accounting principles generally accepted in the United States of America (GAAP) as applied to governmental units. The Governmental Accounting Standards Board (GASB) is the accepted standard-setting body for establishing governmental accounting and financial reporting principles. The ESC's significant accounting policies are described below.

A. Reporting Entity

The reporting entity has been defined in accordance with GASB Statement No. 14, "The Financial Reporting Entity" as amended by GASB Statement No. 39, "Determining Whether Certain Organizations Are Component Units" and GASB Statement No. 61, "The Financial Reporting Entity: Omnibus an amendment of GASB Statements No. 14 and No. 34". The reporting entity is composed of the primary government and component units. The primary government consists of all funds, departments, boards and agencies that are not legally separate from the ESC. For the ESC, this includes general operations, food service, and student related activities of the ESC.

Component units are legally separate organizations for which the ESC is financially accountable. The ESC is financially accountable for an organization if the ESC appoints a voting majority of the organization's Governing Board and (1) the ESC is able to significantly influence the programs or services performed or provided by the organization; or (2) the ESC is legally entitled to or can otherwise access the organization's resources; or (3) the ESC is legally obligated or has otherwise assumed the responsibility to finance the deficits of, or provide financial support to, the organization; or (4) the ESC is obligated for the debt of the organization. Component units may also include organizations that are fiscally dependent on the ESC in that the ESC approves the budget, the issuance of debt or the levying of taxes. Certain organizations are also included as component units if the nature and significance of the relationship between the primary government and the organization is such that exclusion by the primary government would render the primary government's financial statements incomplete or misleading. Based upon the application of these criteria, the ESC has no component units. The basic financial statements of the reporting entity include only those of the ESC (the primary government).

**NORTH CENTRAL OHIO EDUCATIONAL SERVICE CENTER
SENECA COUNTY**

NOTES TO THE BASIC FINANCIAL STATEMENTS
FOR THE FISCAL YEAR ENDED JUNE 30, 2022
(Continued)

The following organizations are described due to their relationship to the ESC:

JOINTLY GOVERNED ORGANIZATIONS

Northern Ohio Educational Computer Association (NOECA)

NOECA is a jointly governed organization among 49 area school districts and ESC's. The jointly governed organization was formed for the purpose of applying modern technology with the aid of computers and other electronic equipment to the administrative and instructional functions among member school districts and ESC's. Each of the governments of these schools supports NOECA based upon a per pupil charge dependent upon the software package utilized. The NOECA assembly consists of a superintendent from each participating ESC and a representative from the fiscal agent. NOECA is governed by a Board of Directors chosen from the general membership of the NOECA Assembly. The Board of Directors consists of a representative from the fiscal agent, the chairman of each of the operating committees, and two Assembly members from each county in which participating districts are located. Each district's authority is limited to its representation on the Board. The ESC paid \$33,096 to NOECA for services during fiscal year 2022. Financial information can be obtained by contacting Matt Bauer, who serves as Controller, at 2900 South Columbus Avenue, Sandusky, Ohio 44870.

North Central Ohio Regional Council of Governments (NCORcog)

NCORcog is a legally separate body politic and corporate served by an eight-member Board of Directors that meets the definition of regional Council of governments under Chapter 167 of the Ohio Revised Code. NCORcog is a regional source for shared services. Cost savings achieved are designed to not only maintain existing essential services, but to enhance them as well.

The initial founding members and Board of Directors are North Central Ohio ESC, Seneca County, the City of Tiffin, Clinton Township, Village of New Riegel, North Central Academy, Tiffin City School District, and Seneca East Local School District. The Superintendent of North Central Ohio ESC serves as Chair of the Board. The Chair is a non-voting member and shall only vote in the event of a tie. The Treasurer of North Central Ohio ESC serves as ex-officio/advisor for fiscal matters and is also a non-voting member. Membership is voluntary pursuant to resolution, ordinance or other appropriate action. Application of membership shall be subject to approval by the Board of Directors. Each political subdivision shall be entitled to one vote.

North Central Ohio ESC serves as the fiscal agent. The ESC paid \$98,915 to NCORcog for services during fiscal year 2022. NCORcog issues a publicly available, stand-alone financial report. The report may be obtained by writing to the Treasurer of the North Central Ohio ESC, 928 West Market Street, Tiffin, Ohio 44883.

PUBLIC ENTITY RISK POOLS

North Central Ohio Trust Regional Council of Governments (NCOT)

NCOT is a legally separate body politic and corporate organized as a regional Council of governments under Chapter 167 of the Ohio Revised Code. NCOT is governed by an Assembly which consists of one representative from each participating school district (usually the superintendent or designee). The Assembly elects officers for one year terms to serve as the Board of Directors. The Assembly exercises control over the operation of the NCOT. All NCOT revenues are generated from charges for services. NCOT was formed for the purpose of providing and administering health insurance benefits for member governments.

In the case of NCOT, the ESC serves as fiscal agent and custodian but is not accountable; therefore, the operations of NCOT has been excluded from the ESC's financial statements, but the funds held on behalf of NCOT are included in a custodial fund. To obtain financial information, write the Treasurer of the North Central Ohio ESC, 928 West Market Street, Tiffin, Ohio 44883.

Ohio School Boards Association Workers' Compensation Group Rating Plan

The ESC participates in a group rating plan for workers' compensation as established under Section 4123.29 of the Ohio Revised Code. The Ohio School Boards Association Workers' Compensation Group Rating Plan (GRP) was established through the Ohio School Boards Association (OSBA) as a group purchasing pool.

**NORTH CENTRAL OHIO EDUCATIONAL SERVICE CENTER
SENECA COUNTY**

NOTES TO THE BASIC FINANCIAL STATEMENTS
FOR THE FISCAL YEAR ENDED JUNE 30, 2022
(Continued)

B. Fund Accounting

The ESC uses funds to maintain its financial records during the year. A fund is defined as a fiscal and accounting entity with a self-balancing set of accounts. There are three categories of funds: governmental, proprietary, and fiduciary.

GOVERNMENTAL FUNDS

Governmental funds are those through which most governmental functions typically are financed. Governmental fund reporting focuses on the sources, uses and balances of current financial resources. Expendable assets are assigned to the various governmental funds according to the purposes for which they may or must be used. Current liabilities are assigned to the fund from which they will be paid. The difference between governmental fund assets plus deferred outflows of resources and liabilities plus deferred inflows of resources is reported as fund balance. The following are the ESC's major governmental funds:

General Fund - The General fund is used to account for and report all financial resources not accounted for and reported in another fund. The General fund balance is available for any purpose provided it is expended or transferred according to the general laws of Ohio.

Miscellaneous State Grants Fund - This fund is used to account for various monies received from state agencies which are not classified elsewhere.

Other governmental funds of the ESC are used to account for specific revenue sources that are restricted or committed to an expenditure for specified purposes.

PROPRIETARY FUND

Proprietary funds are used to account for the ESC's ongoing activities which are similar to those often found in the private sector. The ESC has no proprietary funds.

FIDUCIARY FUNDS

Fiduciary fund reporting focuses on net position and changes in net position. The fiduciary fund category is split into four classifications: pension trust funds, investment trust funds, private-purpose trust funds and custodial funds. Trust funds are used to account for assets held under a trust agreement for individuals, private organizations, or other governments. The ESC does not have pension trust funds, private-purpose trust funds or investment trust funds. Custodial funds are used to report fiduciary activities that are not required to be reported in a trust fund. The ESC's custodial funds account for funds collected and distributed on behalf of organizations and other governments as a fiscal agent and contributions and donations collected and distributed for scholarships. The ESC has no administrative involvement in determining the recipient of the scholarships.

C. Basis of Presentation and Measurement Focus

Government-Wide Financial Statements - The statement of net position and the statement of activities display information about the ESC as a whole. These statements include the financial activities of the primary government, except for fiduciary funds.

The government-wide statement of activities presents a comparison between direct expenses and program revenues for each function or program of the governmental activities of the ESC. Direct expenses are those that are specifically associated with a service, program or department and therefore clearly identifiable to a particular function. Program revenues include amounts paid by the recipient of goods or services offered by the program and grants and contributions that are restricted to meeting the operational or capital requirements of a particular program. Revenues not classified as program revenues are presented as general revenues of the ESC.

**NORTH CENTRAL OHIO EDUCATIONAL SERVICE CENTER
SENECA COUNTY**

NOTES TO THE BASIC FINANCIAL STATEMENTS
FOR THE FISCAL YEAR ENDED JUNE 30, 2022
(Continued)

The government-wide financial statements are prepared using the economic resources measurement focus. All assets, deferred outflows of resources, liabilities and deferred inflows of resources associated with the operation of the ESC are included on the statement of net position.

Fund Financial Statements - Fund financial statements report detailed information about the ESC. The focus of governmental fund financial statements is on major funds rather than reporting funds by type. Each major fund is presented in a separate column, and all nonmajor funds are aggregated into one column. Fiduciary funds are reported by fund type.

All governmental funds are accounted for using a flow of current financial resources measurement focus. With this measurement focus, only current assets, current deferred outflows of resources, current liabilities and current deferred inflows of resources generally are included on the balance sheet. The statement of revenues, expenditures and changes in fund balances reports on the sources (i.e., revenues and other financing sources) and uses (i.e., expenditures and other financing uses) of current financial resources. This approach differs from the manner in which the governmental activities of the government-wide financial statements are prepared. Governmental fund financial statements therefore include a reconciliation with brief explanations to better identify the relationship between the government-wide statements and the statements for governmental funds.

The fiduciary funds are reported using the economic resources measurement focus. All assets and liabilities associated with the operation of fiduciary funds are included on the statement of net fiduciary position. Fiduciary funds present a statement of changes in fiduciary net position which reports additions to and deductions from custodial funds. In fiduciary funds, a liability to the beneficiaries of fiduciary activity is recognized when an event has occurred that compels the government to disburse fiduciary resources. Fiduciary fund liabilities other than those to beneficiaries are recognized using the economic resources measurement focus.

D. Basis of Accounting

Basis of accounting determines when transactions are recorded in the financial records and reported on the financial statements. Government-wide financial statements are prepared using the accrual basis of accounting. Governmental funds use the modified accrual basis of accounting. Fiduciary funds also use the accrual basis of accounting.

Revenues - Exchange and Nonexchange Transactions - Revenue resulting from exchange transactions, in which each party gives and receives essentially equal value is recorded on the accrual basis when the exchange takes place. On a modified accrual basis, revenue is recorded in the fiscal year in which the resources are measurable and become available. Available means that the resources will be collected within the current fiscal year or are expected to be collected soon enough thereafter to be used to pay liabilities of the current fiscal year. For the ESC, available means expected to be received within thirty days of fiscal year end.

Nonexchange transactions, in which the ESC receives value without directly giving equal value in return, include grants, entitlements and donations.

Revenue from grants, entitlements and donations is recognized in the fiscal year in which all eligibility requirements have been satisfied. Eligibility requirements include timing requirements, which specify the year when the resources are required to be used or the fiscal year when use is first permitted, matching requirements, in which the ESC must provide local resources to be used for a specified purpose and expenditure requirements, in which the resources are provided to the ESC on a reimbursement basis. On a modified accrual basis, revenue from nonexchange transactions must also be available before it can be recognized.

Under the modified accrual basis, the following revenue sources are considered to be both measurable and available at fiscal year end: donations, interest, tuition, grants, entitlements and contract services.

**NORTH CENTRAL OHIO EDUCATIONAL SERVICE CENTER
SENECA COUNTY**

NOTES TO THE BASIC FINANCIAL STATEMENTS
FOR THE FISCAL YEAR ENDED JUNE 30, 2022
(Continued)

Deferred Outflows of Resources and Deferred Inflows of Resources - In addition to assets, the government-wide statement of net position will report a separate section for deferred outflows of resources. Deferred outflows of resources, represents a consumption of net position that applies to a future period and will not be recognized as an outflow of resources (expense/expenditure) until then. For the ESC, see Notes 11 and 12 for deferred outflows of resources related the ESC's net pension liability and net OPEB liability/asset, respectively.

In addition to liabilities, both the government-wide statement of net position and the governmental fund financial statements report a separate section for deferred inflows of resources. Deferred inflows of resources represent an acquisition of net position that applies to a future period and will not be recognized as an inflow of resources (revenue) until that time. For the ESC, deferred inflows of resources include unavailable revenue. Unavailable revenue is reported only on the governmental funds balance sheet, and represents receivables which will not be collected within the available period. For the ESC unavailable revenue includes, but is not limited to, intergovernmental grants. These amounts are deferred and recognized as an inflow of resources in the period the amounts become available.

For the ESC, see Notes 11 and 12 for deferred inflows of resources related to the ESC's net pension liability and net OPEB liability/asset, respectively. This deferred inflow of resources is only reported on the government-wide statement of net position.

Unearned Revenue - Revenues received during fiscal year 2020 resulting from exchange transactions for which the ESC has yet to provide the requisite services as of June 30, 2020 have been recorded as unearned revenue on both the government-wide and fund financial statements.

Expenses/Expenditures - On the accrual basis of accounting, expenses are recognized at the time they are incurred.

The measurement focus of governmental fund accounting is on decreases in net financial resources (expenditures) rather than expenses. Expenditures are generally recognized in the accounting period in which the related fund liability is incurred, if measurable. Allocations of cost, such as depreciation and amortization, are not recognized in governmental funds.

E. Budgets

Although not legally required, the ESC adopts its budget for all funds. The budget includes the estimated resources and expenditures for each fund and consists of three parts; Part (A) includes entitlement funding from the State, Part (B) includes the cost of all other lawful expenditures of the ESC (which are apportioned by the State Department of Education to each local board of education under the supervision of the ESC), and Part (C) includes the adopted appropriation resolution.

Even though the budgetary process for the ESC was discretionary, the ESC continued to have its Board approve appropriations and estimated resources. The ESC's Board adopts an annual appropriation resolution, which is the Board's authorization to spend resources and sets annual limits on expenditures at the level of control selected by the Board. The level of control has been established by the Board at the fund level for all funds.

The ESC has elected to not present budgetary schedules as supplementary information for the General fund and the Miscellaneous State Grants fund.

F. Cash and Investments

To improve cash management, cash received by the ESC is pooled in a central bank account. Monies for all funds are maintained in this pool. Individual fund integrity is maintained through the ESC's records. Each fund's interest in the pool is presented as "equity in pooled cash and cash equivalents" on the basic financial statements.

**NORTH CENTRAL OHIO EDUCATIONAL SERVICE CENTER
SENECA COUNTY**

NOTES TO THE BASIC FINANCIAL STATEMENTS
FOR THE FISCAL YEAR ENDED JUNE 30, 2022
(Continued)

During fiscal year 2022, the ESC invested in STAR Ohio. STAR Ohio (the State Treasury Asset Reserve of Ohio), is an investment pool managed by the State Treasurer’s Office which allows governments within the State to pool their funds for investment purposes. STAR Ohio is not registered with the SEC as an investment company, but has adopted Governmental Accounting Standards Board (GASB), Statement No. 79, “Certain External Investment Pools and Pool Participants.” The ESC measures its investment in STAR Ohio at the net asset value (NAV) per share provided by STAR Ohio. The NAV per share is calculated on an amortized cost basis that provides an NAV per share that approximates fair value.

For fiscal year 2022, there were no limitations or restrictions on any participant withdrawals due to redemption notice periods, liquidity fees, or redemption gates. However, notice must be given 24 hours in advance of all deposits and withdrawals exceeding \$100 million. STAR Ohio reserves the right to limit the transaction to \$250 million, requiring the excess amount to be transacted the following business day(s), but only to the \$250 million limit. All accounts of the participant will be combined for these purposes.

Under existing Ohio statutes all investment earnings are assigned to the General fund unless statutorily required to be credited to a specific fund. The Board of Education has, by resolution, specified the funds to receive an allocation of interest earnings. Interest revenue credited to the General fund during fiscal year 2022 amounted to \$8,779, which includes \$2,511 assigned from other ESC funds.

For presentation on the basic financial statements, investments of the cash management pool and investments with original maturities of three months or less at the time they are purchased by the ESC are considered to be cash equivalents. Investments with an initial maturity of more than three months are reported as investments.

An analysis of the ESC’s investment account at year end is provided in Note 4.

G. Capital Assets

General capital assets generally result from expenditures in the governmental funds. These assets are reported in the governmental activities column of the government-wide statement of net position, but are not reported in the fund financial statements.

All capital assets are capitalized at cost (or estimated historical cost) and updated for additions and disposals during the year. Donated capital assets are recorded at their acquisition cost value. The ESC maintains a capitalization threshold of \$5,000. Improvements are capitalized; the costs of normal maintenance and repairs that do not add to the value of the asset or materially extend an asset’s life are not. The ESC does not possess infrastructure.

All reported capital assets, except land, are depreciated/amortized. Improvements are depreciated/amortized over the remaining useful lives of the related capital assets. Depreciation/amortization is computed using the straight-line method over the following useful lives:

Description	Governmental Activities Estimated Lives
Buildings and improvements	50 years
Furniture and equipment	5 - 20 years
Vehicles	5 - 10 years
Software	5 years
Intangible right to use - leased equipment	5 years
Intangible right to use - leased building	10 years

**NORTH CENTRAL OHIO EDUCATIONAL SERVICE CENTER
SENECA COUNTY**

NOTES TO THE BASIC FINANCIAL STATEMENTS
FOR THE FISCAL YEAR ENDED JUNE 30, 2022
(Continued)

H. Interfund Balances

Exchange transactions between funds are reported as revenues in the seller funds and as expenditures/expenses in the purchaser funds. Flows of cash or goods from one fund to another without a requirement for repayment are reported as interfund transfers. Interfund transfers are reported as other financing sources/uses in governmental funds. Repayments from funds responsible for particular expenditures/expenses to the funds that initially paid for them are not presented on the basic financial statements.

On the fund financials, other receivables related to interfund activity are classified as “due to/due from other funds”. These amounts are eliminated in the governmental activities column of the statement of net position.

I. Compensated Absences

Compensated absences of the ESC consist of vacation leave and sick leave liability to the extent that payments to the employee for these absences are attributable to services already rendered and are not contingent on a specific event that is outside the control of the ESC and the employee.

In accordance with the provisions of GASB Statement No. 16, “Accounting for Compensated Absences”, a liability for vacation leave is accrued if a) the employees’ rights to payment are attributable to services already rendered; and b) it is probable that the employer will compensate the employees for the benefits through paid time off or other means, such as cash payment at termination or retirement. An accrual for earned sick leave is made to the extent that it is probable that the benefits will result in termination (severance) payments. A liability for sick leave is accrued using the vesting method; i.e., the liability is based on the sick leave accumulated at June 30, 2022, by those employees who are currently eligible to receive termination (severance) payments, as well as those employees expected to become eligible in the future. For purposes of establishing a liability for sick leave on employees expected to become eligible to retire in the future, all employees with at least ten years of service, including three with the ESC were considered expected to become eligible to retire in accordance with GASB Statement No. 16.

The total liability for vacation and sick leave payments has been calculated using pay rates in effect at June 30, 2022 and reduced to the maximum payment allowed by labor contract and/or statute, plus any applicable additional salary related payments.

The entire compensated absence liability is reported on the government-wide financial statements.

For governmental fund financial statements, compensated absences are recognized as liabilities and expenditures as payments come due each period upon the occurrence of employee resignations and retirements.

J. Accrued Liabilities and Long-Term Obligations

All payables, accrued liabilities and long-term obligations are reported in the government-wide financial statements.

In general, governmental fund payables and accrued liabilities that, once incurred, are paid in a timely manner and in full from current financial resources are reported as obligations of the funds. However, compensated absences that will be paid from governmental funds are reported as a liability in the fund financial statements only to the extent that they are due for payment during the current year. Net pension/OPEB liability should be recognized in the governmental funds to the extent that benefit payments are due and payable and the pension/OPEB plan’s fiduciary net position is not sufficient for payment of those benefits.

K. Fund Balance

Fund balance is divided into five classifications based primarily on the extent to which the ESC is bound to observe constraints imposed upon the use of the resources in the governmental funds. The classifications are as follows:

**NORTH CENTRAL OHIO EDUCATIONAL SERVICE CENTER
SENECA COUNTY**

NOTES TO THE BASIC FINANCIAL STATEMENTS
FOR THE FISCAL YEAR ENDED JUNE 30, 2022
(Continued)

Nonspendable - The nonspendable fund balance classification includes amounts that cannot be spent because they are not in spendable form or legally required to be maintained intact. The “not in spendable form” criterion includes items that are not expected to be converted to cash.

Restricted - Fund balance is reported as restricted when constraints are placed on the use of resources that are either externally imposed by creditors (such as through debt covenants), grantors, contributors, or laws or regulations of other governments, or imposed by law through constitutional provisions or enabling legislation.

Committed - The committed fund balance classification includes amounts that can be used only for the specific purposes imposed by a formal action (resolution) of the ESC Governing Board (the highest level of decision making authority). Those committed amounts cannot be used for any other purpose unless the ESC’s Governing Board removes or changes the specified use by taking the same type of action (resolution) it employed to previously commit those amounts. Committed fund balance also incorporates contractual obligations to the extent that existing resources in the fund have been specifically committed for use in satisfying those contractual requirements.

Assigned - Amounts in the assigned fund balance classification are intended to be used by the ESC for specific purposes but do not meet the criteria to be classified as restricted nor committed. In governmental funds other than the General fund, assigned fund balance represents the remaining amount that is not restricted or committed. In the General fund, assigned amounts represent intended uses established by policies of the ESC’s Governing Board, which includes giving the Treasurer the authority to constrain monies for intended purposes.

Unassigned - Unassigned fund balance is the residual classification for the General fund and includes all spendable amounts not contained in the other classifications. In other governmental funds, the unassigned classification is only used to report a deficit fund balance resulting from overspending for specific purposes for which amounts had been restricted, committed, or assigned.

The ESC applies restricted resources first when expenditures are incurred for purposes for which restricted and unrestricted (committed, assigned, and unassigned) fund balance is available. Similarly, within unrestricted fund balance, committed amounts are reduced first followed by assigned, and then unassigned amounts when expenditures are incurred for purposes for which amounts in any of the unrestricted fund balance classifications could be used.

L. Net Position

Net position represents the difference between assets and deferred outflows and liabilities and deferred inflows. The net position component “net investment in capital assets,” consists of capital assets, net of accumulated depreciation, reduced by the outstanding balances of any borrowing used for the acquisition, construction or improvement of those assets. Deferred outflows of resources and deferred inflows of resources that are attributable to the acquisition, construction or improvement of those assets or related debt also should be included in this component of net position. Net position is reported as restricted when there are limitations imposed on its use either through the enabling legislation adopted by the ESC or through external restrictions imposed by creditors, grantors or laws or regulations of other governments. The amount restricted for other purposes represents amounts restricted for food service operations.

The ESC applies restricted resources first when an expense is incurred for purposes for which both restricted and unrestricted net position is available.

M. Prepayments

Certain payments to vendors reflect the costs applicable to future accounting periods and are recorded as prepaid items in both government-wide and fund financial statements. These items are reported as assets on the balance sheet using the consumption method. A current asset for the prepaid amounts is recorded at the time of the purchase and the expenditure/expense is reported in the year in which services are consumed.

**NORTH CENTRAL OHIO EDUCATIONAL SERVICE CENTER
SENECA COUNTY**

NOTES TO THE BASIC FINANCIAL STATEMENTS
FOR THE FISCAL YEAR ENDED JUNE 30, 2022
(Continued)

On the fund financial statements, reported prepayments is equally offset by nonspendable fund balance in the governmental funds which indicates that it does not constitute available spendable resources even though it is a component of net current assets.

N. Estimates

The preparation of the basic financial statements in conformity with GAAP requires management to make estimates and assumptions that affect the amounts reported in the basic financial statements and accompanying notes. Actual results may differ from those estimates.

O. Interfund Activity

Exchange transactions between funds are reported as revenues in the seller funds and as expenditures/expenses in the purchaser funds. Flows of cash or goods from one fund to another without a requirement for repayment are reported as interfund transfers. Interfund transfers are reported as other financing sources/uses in governmental funds. Repayments from funds responsible for particular expenditures/expenses to the funds that initially paid for them are not presented on the basic financial statements.

P. Pensions/Other Postemployment Benefits (OPEB)

For purposes of measuring the net pension/OPEB liability, net OPEB asset, deferred outflows of resources and deferred inflows of resources related pensions/OPEB, and pension/OPEB expense, information about the fiduciary net position of the pension/OPEB plans and additions to/deductions from their fiduciary net position have been determined on the same basis as they are reported by the pension/OPEB plan. For this purpose, benefit payments (including refunds of employee contributions) are recognized when due and payable in accordance with the benefit terms. The pension/OPEB plans report investments at fair value.

Q. Extraordinary and Special Items

Extraordinary items are transactions or events that are both unusual in nature and infrequent in occurrence. Special items are transactions or events that are within the control of the Board and that are either unusual in nature or infrequent in occurrence. Neither type occurred during fiscal year 2022.

R. Fair Value

The ESC categorizes its fair value measurements within the fair value hierarchy established by generally accepted accounting principles. The hierarchy is based on the valuation inputs used to measure the fair value of the asset. Level 1 inputs are quoted prices in active markets for identical assets; Level 2 inputs are significant other observable inputs; Level 3 inputs are significant unobservable inputs.

NOTE 3 - ACCOUNTABILITY AND COMPLIANCE

A. Change in Accounting Principles

For fiscal year 2022, the ESC has implemented GASB Statement No. 87, "Leases", GASB Implementation Guide 2019-3, "Leases", GASB Statement No. 89, "Accounting for Interest Cost Incurred before the End of a Construction Period", GASB Implementation Guide 2020-1, "Implementation Guide Update - 2020", GASB Statement No. 92, "Omnibus 2020", GASB Statement No. 93, "Replacement of Interbank Offered Rates", GASB Statement No. 97, "Certain Component Unit Criteria, and Accounting and Financial Reporting for Internal Revenue Code Section 457 Deferred Compensation Plans—an amendment of GASB Statements No. 14 and No. 84, and a supersession of GASB Statement No. 32" and certain paragraphs of GASB Statement No. 99, "Omnibus 2022".

**NORTH CENTRAL OHIO EDUCATIONAL SERVICE CENTER
SENECA COUNTY**

NOTES TO THE BASIC FINANCIAL STATEMENTS
FOR THE FISCAL YEAR ENDED JUNE 30, 2022
(Continued)

GASB Statement No. 87 and GASB Implementation Guide 2019-3 enhance the relevance and consistency of information of the government's leasing activities. It establishes requirements for lease accounting based on the principle that leases are financings of the right to use an underlying asset. A lessee is required to recognize a lease liability and an intangible right to use lease asset, and a lessor is required to recognize a lease receivable and a deferred inflow of resources. These changes were incorporated in the ESC's fiscal year 2022 financial statements. The ESC reported a capital lease obligation and capital asset at June 30, 2021, that have been reclassified as a lease obligation and an intangible asset, right to use - leased equipment at July 1, 2021.

GASB Statement No. 89 establishes accounting requirements for interest cost incurred before the end of a construction period. GASB Statement No. 89 requires that interest cost incurred before the end of a construction period be recognized as an expense in the period in which the cost is incurred for financial statements prepared using the economic resources measurement focus. GASB Statement No. 89 also reiterates that financial statements prepared using the current financial resources measurement focus, interest cost incurred before the end of a construction period should be recognized as an expenditure on a basis consistent with governmental fund accounting principles. The implementation of GASB Statement No. 89 did not have an effect on the financial statements of the ESC.

GASB Implementation Guide 2020-1 provides clarification on issues related to previously established GASB guidance. The implementation of GASB Implementation Guide 2020-1 did not have an effect on the financial statements of the ESC.

GASB Statement No. 92 enhances comparability in accounting and financial reporting and to improve the consistency of authoritative literature by addressing practice issues that have been identified during implementation and application of certain GASB Statements. The implementation of GASB Statement No. 92 did not have an effect on the financial statements of the ESC.

GASB Statement No. 93 establishes accounting and financial reporting requirements related to the replacement of Interbank Offered Rates (IBORs) in hedging derivative instruments and leases. It also identifies appropriate benchmark interest rates for hedging derivative instruments. The implementation of GASB Statement No. 93 did not have an effect on the financial statements of the ESC.

GASB Statement No. 97 is to (1) increase consistency and comparability related to the reporting of fiduciary component units in circumstances in which a potential component unit does not have a governing board and the primary government performs the duties that a governing board typically would perform; (2) mitigate costs associated with the reporting of certain defined contribution pension plans, defined contribution other postemployment benefit (OPEB) plans, and employee benefit plans other than pension plans or OPEB plans (other employee benefit plans) as fiduciary component units in fiduciary fund financial statements; and (3) enhance the relevance, consistency, and comparability of the accounting and financial reporting for Internal Revenue Code (IRC) Section 457 deferred compensation plans (Section 457 plans) that meet the definition of a pension plan and for benefits provided through those plans. The implementation of GASB Statement No. 97 did not have an effect on the financial statements of the ESC.

GASB Statement No. 99 to enhance comparability in accounting and financial reporting and to improve the consistency of authoritative literature by addressing (1) practice issues that have been identified during implementation and application of certain GASB Statements and (2) accounting and financial reporting for financial guarantees. The implementation of GASB Statement No. 99 did not have an effect on the financial statements of the ESC.

**NORTH CENTRAL OHIO EDUCATIONAL SERVICE CENTER
SENECA COUNTY**

NOTES TO THE BASIC FINANCIAL STATEMENTS
FOR THE FISCAL YEAR ENDED JUNE 30, 2022
(Continued)

B. Deficit Fund Balances

Fund balances at June 30, 2022 included the following individual fund deficits:

<u>Major fund</u>	<u>Deficit</u>
Miscellaneous state grants	\$ 18,166
 <u>Nonmajor funds</u>	
Public school preschool	2,985
ESSER	21,926
GEER	12,159
IDEA, part B	48,237
Title III, limited english proficiency	6,266
Title I, disadvantage children	8,778
IDEA preschool grant for the handicapped	3
Miscellaneous federal grants	15,272

The General fund is liable for any deficit in these funds and provides transfers when cash is required, not when accruals occur. The deficit fund balances resulted from adjustments for accrued liabilities.

NOTE 4 - DEPOSITS AND INVESTMENTS

State statutes classify monies held by the ESC into three categories.

Active deposits are public deposits necessary to meet current demands on the treasury. Such monies must be maintained either as cash in the ESC treasury, in commercial accounts payable or withdrawable on demand, including negotiable order of withdrawal (NOW) accounts, or in money market deposit accounts.

Inactive deposits are public deposits that the Board has identified as not required for use within the current five year period of designation of depositories. Inactive deposits must either be evidenced by certificates of deposit maturing not later than the end of the current period of designation of depositories, or by savings or deposit accounts including, but not limited to, passbook accounts.

Interim deposits are deposits of interim monies. Interim monies are those monies which are not needed for immediate use, but which will be needed before the end of the current period of designation of depositories. Interim deposits must be evidenced by time certificates of deposit maturing not more than one year from the date of deposit or by savings or deposit accounts including passbook accounts.

Interim monies may be deposited or invested in the following securities:

1. United States Treasury Notes, Bills, Bonds, or any other obligation or security issued by the United States Treasury or any other obligation guaranteed as to principal and interest by the United States;
2. Bonds, notes, debentures, or any other obligations or securities issued by any federal government agency or instrumentality, including, but not limited to, the Federal National Mortgage Association, Federal Home Loan Bank, Federal Farm Credit Bank, Federal Home Loan Mortgage Corporation, and Government National Mortgage Association. All federal agency securities shall be direct issuances of federal government agencies or instrumentalities;

**NORTH CENTRAL OHIO EDUCATIONAL SERVICE CENTER
SENECA COUNTY**

NOTES TO THE BASIC FINANCIAL STATEMENTS
FOR THE FISCAL YEAR ENDED JUNE 30, 2022
(Continued)

3. Written repurchase agreements in the securities listed above provided that the fair value of the securities subject to the repurchase agreement must exceed the principal value of the agreement by at least two percent and be marked to market daily, and that the term of the agreement must not exceed thirty days;
4. Bonds and other obligations of the State of Ohio, and with certain limitations including a requirement for maturity within ten years from the date of settlement, bonds and other obligations of political subdivisions of the State of Ohio, if training requirements have been met;
5. Time certificates of deposit or savings or deposit accounts including, but not limited to, passbook accounts;
6. No-load money market mutual funds consisting exclusively of obligations described in items (1) and (2) above and repurchase agreements secured by such obligations, provided that investments in securities described in this division are made only through eligible institutions;
7. The State Treasurer's investment pool, the State Treasury Assets Reserve of Ohio (STAR Ohio);
8. Certain bankers' acceptances for a period not to exceed one hundred eighty days) and commercial paper notes (for a period not to exceed two hundred seventy days) in an amount not to exceed 40 percent of the interim monies available for investment at any one time if training requirements have been met.

Protection of the deposits is provided by the Federal Deposit Insurance Corporation (FDIC), by eligible securities pledged by the financial institution as security for repayment, or by the financial institutions participation in the Ohio Pooled Collateral System (OPCS), a collateral pool of eligible securities deposited with a qualified trustee and pledged to the Treasurer of State to secure the repayment of all public monies deposited in the financial institution.

Investments in stripped principal or interest obligations, reverse repurchase agreements and derivatives are prohibited. The issuance of taxable notes for the purpose of arbitrage, the use of leverage and short selling are also prohibited. Except as noted above, an investment must mature within five years from the date of purchase unless matched to a specific obligation or debt of the ESC, and must be purchased with the expectation that it will be held to maturity. Investments may only be made through specified dealers and institutions. Payment for investments may be made only upon delivery of the securities representing the investments to the Treasurer or, if the securities are not represented by a certificate, upon receipt of confirmation of transfer from the custodian.

A. Cash on Hand

At fiscal year end, the ESC had \$100 in undeposited cash on hand which is included on the financial statements of the ESC as part of "equity in pooled cash and cash equivalents".

B. Deposits with Financial Institutions

At June 30, 2022, the carrying amount of all ESC deposits was \$230,822. Based on the criteria described in GASB Statement No. 40, "Deposits and Investment Risk Disclosures", as of June 30, 2022, \$702,143 of the ESC's bank balance of \$1,068,117 was covered by the Ohio Pooled Collateral System (OPCS), while \$365,974 was covered by the FDIC.

**NORTH CENTRAL OHIO EDUCATIONAL SERVICE CENTER
SENECA COUNTY**

NOTES TO THE BASIC FINANCIAL STATEMENTS
FOR THE FISCAL YEAR ENDED JUNE 30, 2022
(Continued)

Custodial credit risk is the risk that, in the event of bank failure, the ESC will not be able to recover deposits or collateral securities that are in the possession of an outside party. The ESC has no deposit policy for custodial credit risk beyond the requirements of the State statute. Ohio law requires that deposits either be insured or protected by (1) eligible securities pledged to the ESC and deposited with a qualified trustee by the financial institution as security for repayment whose fair value at all times shall be at least 105 percent of the deposits being secured, or (2) participation in the OPCS, a collateral pool of eligible securities deposited with a qualified trustee and pledged to the Treasurer of State to secure the repayment of all public monies deposited in the financial institution. OPCS requires the total fair value of the securities pledged to be 102 percent of the deposits being secured or a reduced rate set by the Treasurer of State. For fiscal year 2022, the ESC’s financial institutions were approved for collateral rate through the OPCS of 102 percent. Although all statutory requirements for the deposit of money had been followed, noncompliance with Federal requirements could potentially subject the ESC to a successful claim by the FDIC.

C. Investments

As of June 30, 2022, the ESC had the following investments and maturities:

<u>Measurement/ Investment type</u>	<u>Measurement value</u>	<u>Investment Maturity 6 months or less</u>
<i>Amortized Cost:</i>		
STAR Ohio	<u>\$ 3,013,984</u>	<u>\$ 3,013,984</u>

Interest Rate Risk is the possibility that changes in interest rates will adversely affect the fair value of an investment. As a means of limiting its exposure to fair value losses arising from rising interest rates and according to State law, the ESC’s investment policy limits investment portfolio maturities to five years or less.

Credit Risk is the possibility that an issuer or other counter party to an investment will not fulfill its obligation. The ESC’s investments in STAR Ohio were assigned an AAAM money market rating by Standard & Poor’s. Ohio law requires that STAR Ohio maintain the highest rating provided by at least one nationally recognized standard rating service. The ESC’s investment policy does not specifically address credit risk beyond requiring the ESC to only invest in securities authorized by State statute.

Custodial Credit Risk: For an investment, custodial credit risk is the risk that, in the event of the failure of the counterparty, the ESC will not be able to recover the value of its investment or collateral securities that are in the possession of an outside party. The ESC’s investment policy does not specifically address custodial credit risk beyond the adherence to all relevant sections of the Ohio Revised Code.

Concentration of Credit Risk: The ESC places no limit on the amount that may be invested in any one issuer. The following table includes the percentage of each investment type held by the ESC at June 30, 2022:

<u>Measurement/ Investment type</u>	<u>Measurement value</u>	<u>% of Total</u>
<i>Amortized Cost:</i>		
STAR Ohio	<u>\$ 3,013,984</u>	<u>100.00</u>

**NORTH CENTRAL OHIO EDUCATIONAL SERVICE CENTER
SENECA COUNTY**

NOTES TO THE BASIC FINANCIAL STATEMENTS
FOR THE FISCAL YEAR ENDED JUNE 30, 2022
(Continued)

D. Reconciliation of Cash and Investments to the Statement of Net Position

The following is a reconciliation of cash and investments as reported in the note above to cash and investments as reported on the statement of net position as of June 30, 2022:

<u>Cash and investments per note</u>	
Carrying amount of deposits	\$ 230,822
Investments	3,013,984
Cash on hand	<u>100</u>
Total	<u>\$ 3,244,906</u>
 <u>Cash and investments per statement of net position</u>	
Governmental activities	\$ 2,316,583
Custodial funds	928,323
Total	<u>\$ 3,244,906</u>

NOTE 5 - INTERFUND TRANSACTIONS

- A. Interfund transfers for the year ended June 30, 2022, consisted of the following, as reported on the fund financial statements:

<u>Transfers to nonmajor governmental funds from:</u>	<u>Amount</u>
General fund	<u>\$ 257,630</u>

Transfers are used to move revenues from the fund that statute or budget required to collect them to the fund that statute or budget requires to expend them and to use unrestricted revenues collected in the General fund to finance various programs accounted for in other funds in accordance with budgetary authorizations. Interfund transfers between governmental funds are eliminated on the government-wide financial statements. All transfers were made in compliance with Ohio Revised Code Sections 5705.14, 5705.15 and 5705.16.

- B. Due to/from other funds consisted of the following at June 30, 2022, as reported on the fund statement:

<u>Receivable fund</u>	<u>Payable fund</u>	<u>Amount</u>
General fund	Nonmajor governmental fund	<u>\$ 53,408</u>

The primary purpose of the amount due to the General fund from the nonmajor governmental funds was to eliminate negative cash balances. The amount will be repaid once cash is received.

Amounts due to/from between governmental funds are eliminated on the government-wide statements.

- C. Interfund balances at June 30, 2022, as reported on the fund financial statements, consist of the following individual interfund loans receivable and payable:

**NORTH CENTRAL OHIO EDUCATIONAL SERVICE CENTER
SENECA COUNTY**

NOTES TO THE BASIC FINANCIAL STATEMENTS
FOR THE FISCAL YEAR ENDED JUNE 30, 2022
(Continued)

<u>Receivable fund</u>	<u>Payable fund</u>	<u>Amount</u>
General fund	Miscellaneous State Grants	\$ 75,925
General fund	Nonmajor governmental fund	247,801
General fund	Custodial funds	<u>820,974</u>
Total		<u>\$ 1,144,700</u>

The primary purpose of the interfund balances is to cover costs in specific funds where revenues were not received by June 30. These interfund balances will be repaid once the anticipated revenues are received. All interfund balances are expected to be repaid within one year.

The balances are eliminated on the government-wide financial statements.

NOTE 6 - RECEIVABLES

Receivables at June 30, 2022 consisted of accounts, accrued interest and intergovernmental receivables. All receivables are considered collectible in full due to the stable condition of State programs and the current year guarantee of federal funds except as noted. The intergovernmental receivables reported on the statement of net position follows.

Governmental activities:	
Accounts	\$ 45,157
Accrued interest	3,097
Intergovernmental:	
State and federal grants	301,094
LGIF receivable - justice center	325,000
LGIF receivable - IT	7,914
Contract services receivable	593,858
Less: allowance for uncollectibles	<u>(5,591)</u>
Net intergovernmental receivable	<u>1,222,275</u>
Total governmental activities	<u>\$ 1,270,529</u>

THIS SPACE INTENTIONALLY LEFT BLANK

**NORTH CENTRAL OHIO EDUCATIONAL SERVICE CENTER
SENECA COUNTY**

NOTES TO THE BASIC FINANCIAL STATEMENTS
FOR THE FISCAL YEAR ENDED JUNE 30, 2022
(Continued)

NOTE 7 - CAPITAL ASSETS

Due to the implementation of GASB Statement No. 87 (see Note 3.A for detail), the ESC has reported capital assets for intangible right to use - leased equipment at July 1, 2021, which was reported in the furniture and equipment classification in the prior year. Capital asset activity for the fiscal year ended June 30, 2022, was as follows:

	<u>Balance</u> <u>6/30/2021</u>	<u>Additions</u>	<u>Disposals</u>	<u>Balance</u> <u>6/30/2022</u>
Governmental activities:				
<i>Capital assets, not being depreciated/amortized:</i>				
Land	\$ 148,850	\$ -	\$ -	\$ 148,850
<i>Capital assets, being depreciated/amortized:</i>				
Buildings and improvements	3,812,250	-	(16,963)	3,795,287
Furniture and equipment	398,438	23,450	(122,986)	298,902
Vehicles	87,000	-	-	87,000
Intangible right to use:				
Leased building	-	102,575	-	102,575
Leased equipment	28,416	-	-	28,416
Total capital assets, being depreciated/amortized	<u>4,326,104</u>	<u>126,025</u>	<u>(139,949)</u>	<u>4,312,180</u>
<i>Less: accumulated depreciation/amortization:</i>				
Buildings and improvements	(782,907)	(82,638)	16,963	(848,582)
Furniture and equipment	(316,513)	(38,176)	101,633	(253,056)
Vehicles	(8,700)	(8,700)	-	(17,400)
Intangible right to use:				
Leased building	-	(2,564)	-	(2,564)
Leased equipment	(3,364)	(9,684)	-	(13,048)
Total accumulated depreciation/amortization	<u>(1,111,484)</u>	<u>(141,762)</u>	<u>118,596</u>	<u>(1,134,650)</u>
Governmental activities capital assets, net	<u>\$ 3,363,470</u>	<u>\$ (15,737)</u>	<u>\$ (21,353)</u>	<u>\$ 3,326,380</u>

Depreciation/amortization expense was charged to governmental functions as follows:

<u>Instruction:</u>	
Regular	\$ 82,200
<u>Support services:</u>	
Pupil	8,700
Instructional staff	3,512
Operations and maintenance	11,187
Central	<u>36,163</u>
Total depreciation/amortization expense	<u>\$ 141,762</u>

**NORTH CENTRAL OHIO EDUCATIONAL SERVICE CENTER
SENECA COUNTY**

NOTES TO THE BASIC FINANCIAL STATEMENTS
FOR THE FISCAL YEAR ENDED JUNE 30, 2022
(Continued)

NOTE 8 - LONG-TERM OBLIGATIONS

Due to the implementation of GASB Statement No. 87 (see Note 3.A for detail), the ESC has reported a lease obligation at July 1, 2021, which was reported in the prior year as a capital lease obligation. During fiscal year 2022, the following changes occurred in governmental activities long-term obligations.

	Balance Outstanding <u>06/30/21</u>	<u>Additions</u>	<u>Reductions</u>	Balance Outstanding <u>06/30/22</u>	Amounts Due in <u>One Year</u>
Governmental activities:					
Promissory note - 3.14%	\$ 2,230,000	\$ -	\$ (170,000)	\$ 2,060,000	\$ 175,000
LGIF loan - justice center	375,000	-	(50,000)	325,000	50,000
LGIF IT loan - IT	206,011	-	(26,582)	179,429	26,582
Lease obligations	21,517	102,575	(7,901)	116,191	14,122
Compensated absences payable	847,151	243,153	(102,032)	988,272	119,565
Net pension liability	26,168,686	-	(11,703,035)	14,465,651	-
Net OPEB liability	<u>2,421,539</u>	<u>-</u>	<u>(109,985)</u>	<u>2,311,554</u>	<u>-</u>
Total long-term obligations, governmental activities	<u>\$ 32,269,904</u>	<u>\$ 345,728</u>	<u>\$ (12,169,535)</u>	<u>\$ 20,446,097</u>	<u>\$ 385,269</u>

Compensated absences, the net pension liability and the net OPEB liability/asset will ultimately be paid from the fund from which the employee is paid, which is primarily the General fund.

On June 8, 2011, the ESC entered into a promissory note to provide financing for the acquisition of an administrative and educational services building. During 2017, the ESC received an adjustment to their future interest rates to decrease the rate from 3.55% to 3.14%. The note bears an interest rate of 3.14% and matures on December 1, 2031.

During fiscal year 2017, the ESC received a loan from the Local Government Initiative Fund (LGIF) from the State of Ohio related to the construction of the Joint Justice Center between Seneca County and the City of Tiffin. The ESC is responsible for paying back the loan and has entered into a Memorandum of Understanding (MOU) with Seneca County to repay 100% of the loan. The loan is a 0% interest loan in the amount of \$500,000, \$450,000, and \$50,000 in loan proceeds were received by the ESC during fiscal year 2017 and 2018, respectively. Seneca County will pay the entire principal balance in equal quarterly installments to the ESC, which will then pass through the payments to the State of Ohio.

The ESC received an additional loan for Information Technology (IT) equipment from the LGIF. The loan is a 0% interest loan in the amount of \$265,821. Tiffin City School District will pay its portion of the loan in the amount of \$13,190 to the ESC over a period of 10 years. Equipment in the amount of \$143,766 has been capitalized by the ESC at June 30, 2022. Accumulated depreciation as of June 30, 2022 was \$133,816 leaving a current book value of \$9,950.

During fiscal year 2020, the ESC entered into a lease agreement for the right to use printer equipment with Perry ProTech for a term of 60 months. Payments are due monthly and the lease matures on February 24, 2025. In accordance with GASB Statement No. 87, the ESC has reported an intangible capital asset and corresponding liability for the future scheduled payments under the lease agreement. Lease payments have been reclassified and are reflected as debt service expenditures on the fund financial statements. These expenditures are reported as function expenditures on the budgetary statements

**NORTH CENTRAL OHIO EDUCATIONAL SERVICE CENTER
SENECA COUNTY**

NOTES TO THE BASIC FINANCIAL STATEMENTS
FOR THE FISCAL YEAR ENDED JUNE 30, 2022
(Continued)

During fiscal year 2022, the ESC entered into a lease agreement for the right to use a building with Marion County for a term of 120 months. Payments are due monthly and the lease matures on March 31, 2032. In accordance with GASB Statement No. 87, the ESC has reported an intangible capital asset and corresponding liability for the future scheduled payments under the lease agreement. Lease payments have been reclassified and are reflected as debt service expenditures on the fund financial statements. These expenditures are reported as function expenditures on the budgetary statements

The following is a summary of the ESC's future debt service requirements to maturity:

Fiscal Year Ended	Promissory Note			LGIF Loan - Justice Center	LGIF Loan - IT
	Principal	Interest	Total	Principal	Principal
2023	\$ 175,000	\$ 47,932	\$ 222,932	\$ 50,000	\$ 26,582
2024	180,000	43,619	223,619	50,000	26,582
2025	190,000	39,123	229,123	50,000	26,582
2026	195,000	34,445	229,445	50,000	26,582
2027	200,000	29,646	229,646	50,000	26,582
2028 - 2032	1,120,000	69,863	1,189,863	75,000	46,519
Total	\$ 2,060,000	\$ 264,628	\$ 2,324,628	\$ 325,000	\$ 179,429

Fiscal Year Ended	Lease Obligations		
	Principal	Interest	Total
2023	\$ 14,122	\$ 5,046	\$ 19,168
2024	14,804	4,363	19,167
2025	13,360	3,662	17,022
2026	9,575	3,158	12,733
2027	10,019	2,714	12,733
2028 - 2032	54,311	6,168	60,479
Total	\$ 116,191	\$ 25,111	\$ 141,302

NOTE 9 - COMPENSATED ABSENCES

Sick Leave:

Each full time professional staff member is entitled to 15 days sick leave with pay for each year under contract and accrues sick leave at the rate of one and one-fourth days for each calendar month under contract. Sick leave is cumulative to 260 days.

Severance Pay:

At the time of retirement from the ESC, a severance amount calculated by a prescribed formula applied to the employee's unused sick leave and daily rate of pay at the time of retirement from the ESC is granted to employees in compliance with Ohio law. Upon payment of severance pay, the retiring employee's sick leave accumulation is reduced to zero.

Retirement

Severance pay is based on a one-time, lump sum payment to eligible employees. An employee's eligibility for severance pay is determined as of the final date of employment. The criteria are as follows:

**NORTH CENTRAL OHIO EDUCATIONAL SERVICE CENTER
SENECA COUNTY**

**NOTES TO THE BASIC FINANCIAL STATEMENTS
FOR THE FISCAL YEAR ENDED JUNE 30, 2022
(Continued)**

1. The individual retires from the ESC.
2. Retirement is defined as disability retirement or service retirement under any State or municipal retirement system in this State.
3. The individual must be eligible for disability or service retirement as of the last date of employment with the ESC.
4. The individual must prove acceptance into the retirement system within 120 days of his/her last day of employment by having received and cashed his/her first retirement check.
5. The individual must have not less than 5 years of service with this ESC, the state or its political subdivisions, or any combination thereof.
6. The individual must sign for his/her severance check certifying that all eligibility criteria are met.
7. In order to receive severance pay, classified and certified staff shall have provided written notification of his/her intention to retire 90 days prior to the anticipated retirement date. Administrative staff is required to provide written notification by April 1st of the retirement year.

The amount of the benefit due an employee shall be calculated as follows:

1. The employee's accrued, but unused sick leave will be multiplied by one-fourth.
2. The product will be multiplied by the per diem rate of pay at the time of retirement.

The amount of the benefit calculated in steps one and two shall not exceed the value of 50 days of accrued, but unused sick leave.

Receipt of payment for accrued but unused sick leave eliminates all sick leave credit accrued by the employee.

The Board pays severance pay to the estate or life insurance beneficiary of an employee who qualifies for retirement and who dies while actively employed.

Upon retirement, employees are entitled to compensation at their current rate of pay for all unused vacation leave to their credit up to a maximum of their earned, but unused vacation leave for the current year.

NOTE 10 - RISK MANAGEMENT

A. Comprehensive

The ESC is exposed to various risks of loss related to torts; theft of, damage to, and destruction of assets; errors and omissions; injuries to employees; and natural disasters. The ESC has obtained risk management by traditional means of insuring through a commercial company. With the exception of a deductible, the risk of loss transfers entirely from the ESC to the commercial company. Settled claims resulting from these risks have not exceeded commercial insurance in any of the past three fiscal years.

B. Employee Health Insurance

The ESC is a member of the North Central Ohio Joint Self-Insurance Association (the Association). This organization is a public entity risk pool (See Note 2.A.). The Association was established pursuant to Ohio Revised Code Section 9.833 in order to provide health care benefits.

**NORTH CENTRAL OHIO EDUCATIONAL SERVICE CENTER
SENECA COUNTY**

NOTES TO THE BASIC FINANCIAL STATEMENTS
FOR THE FISCAL YEAR ENDED JUNE 30, 2022
(Continued)

Each member school and educational service center pays premiums to the Association for employee medical, dental, vision, and life insurance premiums. The Association is responsible for the management and operations of the program. Upon withdrawal, the member is responsible for the payment of all Association liabilities to its employees, dependents and designated beneficiaries accruing as a result of the withdrawal. Upon termination of the Association, all ESC's claims would be paid without regard to the ESC's account balance. The Association Board of Directors has the right to return monies to an existing member subsequent to the settlement of all expenses and claims.

C. Workers' Compensation

The ESC participates in the Ohio School Boards Association Workers' Compensation Group Rating Plan (GRP), an insurance purchasing pool (See Note 2.A.). The GRP's business and affairs are conducted by a three-member Board of Directors consisting of the President, the President-Elect and the Immediate Past President of the Ohio School Boards Association. The Executive Director of the OSBA, or his designee, serves as coordinator of the program. Each year, the participating school districts ESCs pay an enrollment fee to the GRP to cover the costs of administering the program.

The intent of the GRP is to achieve the benefit of a reduced premium for the ESC by virtue of its grouping and representation with other participants in the GRP. The workers' compensation experience of the participating school district and ESCs is calculated as one experience and a common premium rate is applied to all school district and ESCs in the GRP. Each participant pays its workers' compensation premium to the state based on the rate for the GRP rather than its individual rate. Participation in the GRP is limited to school districts and ESCs that can meet the GRP's selection criteria. The firm of Sedgwick, Inc. provides administrative, cost control and actuarial services to the GRP.

NOTE 11 - DEFINED BENEFIT PENSION PLANS

The Statewide retirement systems provide both pension benefits and other postemployment benefits (OPEB).

Net Pension Liability/Net OPEB Liability/Asset

Pensions and OPEB are a component of exchange transactions—between an employer and its employees—of salaries and benefits for employee services. Pensions/OPEB are provided to an employee—on a deferred-payment basis—as part of the total compensation package offered by an employer for employee services each financial period.

The net pension/OPEB liability (asset) represent the ESC's proportionate share of each pension/OPEB plan's collective actuarial present value of projected benefit payments attributable to past periods of service, net of each pension/OPEB plan's fiduciary net position. The net pension/OPEB liability (asset) calculation is dependent on critical long-term variables, including estimated average life expectancies, earnings on investments, cost of living adjustments and others. While these estimates use the best information available, unknowable future events require adjusting these estimates annually.

Ohio Revised Code limits the ESC's obligation for this liability to annually required payments. The ESC cannot control benefit terms or the manner in which pensions/OPEB are financed; however, the ESC does receive the benefit of employees' services in exchange for compensation including pension and OPEB.

**NORTH CENTRAL OHIO EDUCATIONAL SERVICE CENTER
SENECA COUNTY**

NOTES TO THE BASIC FINANCIAL STATEMENTS
FOR THE FISCAL YEAR ENDED JUNE 30, 2022
(Continued)

GASB 68/75 assumes the liability is solely the obligation of the employer, because (1) they benefit from employee services; and (2) State statute requires funding to come from these employers. All pension contributions to date have come solely from these employers (which also includes pension costs paid in the form of withholdings from employees). The retirement systems may allocate a portion of the employer contributions to provide for these OPEB benefits. In addition, health care plan enrollees pay a portion of the health care costs in the form of a monthly premium. State statute requires the retirement systems to amortize unfunded pension liabilities within 30 years. If the pension amortization period exceeds 30 years, each retirement system’s board must propose corrective action to the State legislature. Any resulting legislative change to benefits or funding could significantly affect the net pension/OPEB liability (asset). Resulting adjustments to the net pension/OPEB liability (asset) would be effective when the changes are legally enforceable. The Ohio Revised Code permits, but does not require, the retirement systems to provide healthcare to eligible benefit recipients.

The remainder of this note includes the required pension disclosures. See Note 12 for the required OPEB disclosures.

The proportionate share of each plan’s unfunded benefits is presented as a long-term *net pension/OPEB liability (asset)* on the accrual basis of accounting. Any liability for the contractually required pension contribution outstanding at the end of the year is included in pension and postemployment benefits payable on both the accrual and modified accrual bases of accounting.

Plan Description - School Employees Retirement System (SERS)

Plan Description - The ESC’s non-teaching employees participate in SERS, a cost-sharing multiple-employer defined benefit pension plan administered by SERS. SERS provides retirement, disability and survivor benefits, annual cost-of-living adjustments, and death benefits to plan members and beneficiaries. Authority to establish and amend benefits is provided by Ohio Revised Code Chapter 3309. SERS issues a publicly available, stand-alone financial report that includes financial statements, required supplementary information and detailed information about SERS’ fiduciary net position. That report can be obtained by visiting the SERS website at www.ohsers.org under Employers/Audit Resources.

Age and service requirements for retirement are as follows:

	Eligible to Retire on or before August 1, 2017 *	Eligible to Retire after August 1, 2017
Full benefits	Any age with 30 years of service credit	Age 67 with 10 years of service credit; or Age 57 with 30 years of service credit
Actuarially reduced benefits	Age 60 with 5 years of service credit; or Age 55 with 25 years of service credit	Age 62 with 10 years of service credit; or Age 60 with 25 years of service credit

* Members with 25 years of service credit as of August 1, 2017 will be included in this plan.

Annual retirement benefits are calculated based on final average salary multiplied by a percentage that varies based on years of service; 2.2% for the first thirty years of service and 2.5% for years of service credit over 30. Final average salary is the average of the highest three years of salary.

An individual whose benefit effective date is before April 1, 2018, is eligible for a cost-of-living adjustment (COLA) on the first anniversary date of the benefit. Beginning April 1, 2018, new benefit recipients must wait until the fourth anniversary of their benefit for COLA eligibility. The COLA is added each year to the base benefit amount on the anniversary date of the benefit. A three-year COLA suspension was in effect for all benefit recipients for the years 2018, 2019, and 2020. Upon resumption of the COLA, it will be indexed to the percentage increase in the CPI-W, not to exceed 2.5% and with a floor of 0%.

**NORTH CENTRAL OHIO EDUCATIONAL SERVICE CENTER
SENECA COUNTY**

NOTES TO THE BASIC FINANCIAL STATEMENTS
FOR THE FISCAL YEAR ENDED JUNE 30, 2022
(Continued)

Funding Policy - Plan members are required to contribute 10.00% of their annual covered salary and the ESC is required to contribute 14.00% of annual covered payroll. The contribution requirements of plan members and employers are established and may be amended by the SERS' Retirement Board up to statutory maximum amounts of 10.00% for plan members and 14.00% for employers. The Retirement Board, acting with the advice of the actuary, allocates the employer contribution rate among four of the System's funds (Pension Trust Fund, Death Benefit Fund, Medicare B Fund, and Health Care Fund). For the fiscal year ended June 30, 2022, the allocation to pension, death benefits, and Medicare B was 14.00%. For fiscal year 2022, the Retirement Board did not allocate any employer contribution to the Health Care Fund.

The ESC's contractually required contribution to SERS was \$655,252 for fiscal year 2022. Of this amount, \$36,500 is reported as pension and postemployment benefits payable.

Plan Description - State Teachers Retirement System (STRS)

Plan Description - Licensed teachers participate in STRS, a cost-sharing multiple-employer public employee retirement system administered by STRS. STRS provides retirement and disability benefits to members and death and survivor benefits to beneficiaries. STRS issues a stand-alone financial report that includes financial statements, required supplementary information and detailed information about STRS' fiduciary net position. That report can be obtained by writing to STRS, 275 East Broad Street, Columbus, Ohio 43215-3771, by calling (888) 227-7877, or by visiting the STRS website at www.strsoh.org.

New members have a choice of three retirement plans: a Defined Benefit (DB) Plan, a Defined Contribution (DC) Plan and a Combined (CO) Plan. Benefits are established by Ohio Revised Code Chapter 3307.

The DB plan offers an annual retirement allowance based on final average salary multiplied by a percentage that varies based on years of service. Effective August 1, 2015, the calculation is 2.2% of final average salary for the five highest years of earnings multiplied by all years of service. In April 2017, the Retirement Board made the decision to reduce COLA granted on or after July 1, 2017, to 0% to preserve the fiscal integrity of the retirement system. Benefit recipients' base benefit and past cost-of living increases are not affected by this change. Eligibility changes will be phased in until August 1, 2026, when retirement eligibility for unreduced benefits will be five year of service credit and age 65, or 35 years of service credit and at least age 60.

Eligibility changes for DB Plan members who retire with actuarially reduced benefits will be phased in until August 1, 2026, when retirement eligibility will be five years of qualifying service credit and age 60, or 30 years of service credit at any age.

The DC Plan allows members to place all of their member contributions and 9.53% of the 14% employer contributions into an investment account. Investment allocation decisions are determined by the member. The remaining 4.47% of the 14% employer rate is allocated to the defined benefit unfunded liability. A member is eligible to receive a retirement benefit at age 50 and termination of employment. The member may elect to receive a lifetime monthly annuity or a lump sum withdrawal.

The Combined Plan offers features of both the DB Plan and the DC Plan. In the Combined Plan, 12% of the 14% member rate goes to the DC Plan and the remaining 2% is applied to the DB Plan. Member contributions to the DC Plan are allocated among investment choices by the member, and contributions to the DB Plan from the employer and the member are used to fund the defined benefit payment at a reduced level from the regular DB Plan. The defined benefit portion of the Combined Plan payment is payable to a member on or after age 60 with five years of service. The defined contribution portion of the account may be taken as a lump sum payment or converted to a lifetime monthly annuity after termination of employment at age 50 and after termination of employment.

**NORTH CENTRAL OHIO EDUCATIONAL SERVICE CENTER
SENECA COUNTY**

NOTES TO THE BASIC FINANCIAL STATEMENTS
FOR THE FISCAL YEAR ENDED JUNE 30, 2022
(Continued)

New members who choose the DC Plan or Combined Plan will have another opportunity to reselect a permanent plan during their fifth year of membership. Members may remain in the same plan or transfer to another STRS plan. The optional annuitization of a member's defined contribution account or the defined contribution portion of a member's Combined Plan account to a lifetime benefit results in STRS bearing the risk of investment gain or loss on the account. STRS has therefore included all three plan options as one defined benefit plan for GASB 68 reporting purposes.

A DB or Combined Plan member with five or more years of credited service who is determined to be disabled may qualify for a disability benefit. New members must have at least ten years of qualifying service credit that apply for disability benefits. Members in the DC Plan who become disabled are entitled only to their account balance. Eligible survivors of members who die before service retirement may qualify for monthly benefits. If a member of the DC Plan dies before retirement benefits begin, the member's designated beneficiary is entitled to receive the member's account balance.

Funding Policy - Employer and member contribution rates are established by the State Teachers Retirement Board and limited by Chapter 3307 of the Ohio Revised Code. The fiscal year 2022 employer and employee contribution rate of 14% was equal to the statutory maximum rates. For fiscal year 2022, the full employer contribution was allocated to pension.

The ESC's contractually required contribution to STRS was \$1,423,936 for fiscal year 2022. Of this amount, \$154,139 is reported as pension and postemployment benefits payable.

Pension Liabilities, Pension Expense, and Deferred Outflows of Resources and Deferred Inflows of Resources Related to Pensions

The net pension liability was measured as of June 30, 2021, and the total pension liability used to calculate the net pension liability was determined by an actuarial valuation as of that date. The ESC's proportion of the net pension liability was based on the ESC's share of contributions to the pension plan relative to the projected contributions of all participating entities.

Following is information related to the proportionate share and pension expense:

	<u>SERS</u>	<u>STRS</u>	<u>Total</u>
Proportion of the net pension liability prior measurement date	0.11053360%	0.07793609%	
Proportion of the net pension liability current measurement date	<u>0.11925220%</u>	<u>0.07872416%</u>	
Change in proportionate share	<u>0.00871860%</u>	<u>0.00078807%</u>	
Proportionate share of the net pension liability	\$ 4,400,060	\$ 10,065,591	\$ 14,465,651
Pension expense	\$ (287,076)	\$ (592,955)	\$ (880,031)

**NORTH CENTRAL OHIO EDUCATIONAL SERVICE CENTER
SENECA COUNTY**

NOTES TO THE BASIC FINANCIAL STATEMENTS
FOR THE FISCAL YEAR ENDED JUNE 30, 2022
(Continued)

At June 30, 2022, the ESC reported deferred outflows of resources and deferred inflows of resources related to pensions from the following sources:

	<u>SERS</u>	<u>STRS</u>	<u>Total</u>
Deferred outflows of resources			
Differences between expected and actual experience	\$ 424	\$ 310,978	\$ 311,402
Changes of assumptions	92,652	2,792,375	2,885,027
Difference between employer contributions and proportionate share of contributions/ change in proportionate share	332,780	502,018	834,798
Contributions subsequent to the measurement date	<u>655,252</u>	<u>1,423,936</u>	<u>2,079,188</u>
Total deferred outflows of resources	<u>\$ 1,081,108</u>	<u>\$ 5,029,307</u>	<u>\$ 6,110,415</u>
	<u>SERS</u>	<u>STRS</u>	<u>Total</u>
Deferred inflows of resources			
Differences between expected and actual experience	\$ 114,112	\$ 63,091	\$ 177,203
Net difference between projected and actual earnings on pension plan investments	2,266,159	8,674,615	10,940,774
Difference between employer contributions and proportionate share of contributions/ change in proportionate share	<u>82,990</u>	<u>-</u>	<u>82,990</u>
Total deferred inflows of resources	<u>\$ 2,463,261</u>	<u>\$ 8,737,706</u>	<u>\$ 11,200,967</u>

\$2,079,188 reported as deferred outflows of resources related to pension resulting from ESC contributions subsequent to the measurement date will be recognized as a reduction of the net pension liability in the fiscal year ending June 30, 2023.

Other amounts reported as deferred outflows of resources and deferred inflows of resources related to pension will be recognized in pension expense as follows:

	<u>SERS</u>	<u>STRS</u>	<u>Total</u>
Fiscal Year Ending June 30:			
2023	\$ (431,671)	\$ (1,172,897)	\$ (1,604,568)
2024	(371,348)	(1,043,480)	(1,414,828)
2025	(538,811)	(1,216,230)	(1,755,041)
2026	<u>(695,575)</u>	<u>(1,699,728)</u>	<u>(2,395,303)</u>
Total	<u>\$ (2,037,405)</u>	<u>\$ (5,132,335)</u>	<u>\$ (7,169,740)</u>

**NORTH CENTRAL OHIO EDUCATIONAL SERVICE CENTER
SENECA COUNTY**

NOTES TO THE BASIC FINANCIAL STATEMENTS
FOR THE FISCAL YEAR ENDED JUNE 30, 2022
(Continued)

Actuarial Assumptions - SERS

SERS' total pension liability was determined by their actuaries in accordance with GASB Statement No. 67, as part of their annual actuarial valuation for each defined benefit retirement plan. Actuarial valuations of an ongoing plan involve estimates of the value of reported amounts (e.g., salaries, credited service) and assumptions about the probability of occurrence of events far into the future (e.g., mortality, disabilities, retirements, employment termination). Actuarially determined amounts are subject to continual review and potential modifications, as actual results are compared with past expectations and new estimates are made about the future.

Projections of benefits for financial reporting purposes are based on the substantive plan (the plan as understood by the employers and plan members) and include the types of benefits provided at the time of each valuation and the historical pattern of sharing benefit costs between the employers and plan members to that point. The projection of benefits for financial reporting purposes does not explicitly incorporate the potential effects of legal or contractual funding limitations.

Actuarial calculations reflect a long-term perspective. For a newly hired employee, actuarial calculations will take into account the employee's entire career with the employer and also take into consideration the benefits, if any, paid to the employee after termination of employment until the death of the employee and any applicable contingent annuitant. In many cases actuarial calculations reflect several decades of service with the employer and the payment of benefits after termination.

Key methods and assumptions used in calculating the total pension liability in the latest actuarial valuation, prepared as of June 30, 2021, are presented below:

Wage inflation:	
Current measurement date	2.40%
Prior measurement date	3.00%
Future salary increases, including inflation:	
Current measurement date	3.25% to 13.58%
Prior measurement date	3.50% to 18.20%
COLA or ad hoc COLA:	
Current measurement date	2.00%
Prior measurement date	2.50%
Investment rate of return:	
Current measurement date	7.00% net of system expenses
Prior measurement date	7.50% net of system expenses
Actuarial cost method	Entry age normal (level percent of payroll)

In 2021, Mortality rates were based on the PUB-2010 General Employee Amount Weight Below Median Healthy Retiree mortality table projected to 2017 with ages set forward 1 year and adjusted 94.20% for males and set forward 2 years and adjusted 81.35% for females. Mortality among disabled members were based upon the PUB-2010 General Disabled Retiree mortality table projected to 2017 with ages set forward 5 years and adjusted 103.3% for males and set forward 3 years and adjusted 106.8% for females. Future improvement in mortality rates is reflected by applying the MP-2020 projection scale generationally.

In the prior measurement date, the mortality rates were based on the RP-2014 Blue Collar Mortality Table with fully generational projection and a five-year age set-back for both males and females. Mortality among service retired members, and beneficiaries were based upon the RP-2014 Blue Collar Mortality Table with fully generational projection with Scale BB, 120% of male rates, and 110% of female rates. Mortality among disabled members was based upon the RP-2000 Disabled Mortality Table, 90% for male rates and 100% for female rates, set back five years is used for the period after disability retirement.

**NORTH CENTRAL OHIO EDUCATIONAL SERVICE CENTER
SENECA COUNTY**

NOTES TO THE BASIC FINANCIAL STATEMENTS
FOR THE FISCAL YEAR ENDED JUNE 30, 2022
(Continued)

The most recent experience study was completed for the five-year period ended June 30, 2020.

The long-term return expectation for the Pension Plan Investments has been determined using a building-block approach and assumes a time horizon, as defined in SERS' *Statement of Investment Policy*. A forecasted rate of inflation serves as the baseline for the return expectation. Various real return premiums over the baseline inflation rate have been established for each asset class. The long-term expected nominal rate of return has been determined by calculating a weighted average of the expected real return premiums for each asset class, adding the projected inflation rate, and adding the expected return from rebalancing uncorrelated asset classes.

The target allocation and best estimates of arithmetic real rates of return for each major asset class are summarized in the following table:

<u>Asset Class</u>	<u>Target Allocation</u>	<u>Long-Term Expected Real Rate of Return</u>
Cash	2.00 %	(0.33) %
US Equity	24.75	5.72
Non-US Equity Developed	13.50	6.55
Non-US Equity Emerging	6.75	8.54
Fixed Income/Global Bonds	19.00	1.14
Private Equity	11.00	10.03
Real Estate/Real Assets	16.00	5.41
Multi-Asset Strategy	4.00	3.47
Private Debt/Private Credit	3.00	5.28
Total	<u>100.00 %</u>	

Discount Rate - The total pension liability was calculated using the discount rate of 7.00%. The projection of cash flows used to determine the discount rate assumed the contributions from employers and from the members would be computed based on contribution requirements as stipulated by state statute. Projected inflows from investment earnings were calculated using the long-term assumed investment rate of return (7.00%). Based on those assumptions, the plan's fiduciary net position was projected to be available to make all future benefit payments of current plan members. Therefore, the long-term expected rate of return on pension plan investments was applied to all periods of projected benefits to determine the total pension liability.

Sensitivity of the ESC's Proportionate Share of the Net Pension Liability to Changes in the Discount Rate - Net pension liability is sensitive to changes in the discount rate, and to illustrate the potential impact the following table presents the net pension liability calculated using the discount rate of 7.00%, as well as what each plan's net pension liability would be if it were calculated using a discount rate that is one percentage point lower (6.00%), or one percentage point higher (8.00%) than the current rate.

	<u>1% Decrease</u>	<u>Current Discount Rate</u>	<u>1% Increase</u>
ESC's proportionate share of the net pension liability	\$ 7,320,620	\$ 4,400,060	\$ 1,937,025

**NORTH CENTRAL OHIO EDUCATIONAL SERVICE CENTER
SENECA COUNTY**

NOTES TO THE BASIC FINANCIAL STATEMENTS
FOR THE FISCAL YEAR ENDED JUNE 30, 2022
(Continued)

Actuarial Assumptions - STRS

Key methods and assumptions used in the latest actuarial valuation, reflecting experience study results used in the June 30, 2021, actuarial valuation are presented below:

	June 30, 2021	June 30, 2020
Inflation	2.50%	2.50%
Projected salary increases	12.50% at age 20 to 2.50% at age 65	12.50% at age 20 to 2.50% at age 65
Investment rate of return	7.00%, net of investment expenses, including inflation	7.45%, net of investment expenses, including inflation
Discount rate of return	7.00%	7.45%
Payroll increases	3.00%	3.00%
Cost-of-living adjustments (COLA)	0.00%	0.00%

For the June 30, 2021, actuarial valuation, post-retirement mortality rates are based on the RP-2014 Annuitant Mortality Tables with 50% of rates through age 69, 70% of rates between ages 70 and 79, 90% of rates between ages 80 and 84, and 100% of rates thereafter, projected forward generationally using mortality improvement scale MP-2016. Pre-retirement mortality rates are based on RP-2014 Employee Mortality Tables, projected forward generationally using mortality improvement scale MP-2016. Post-retirement disabled mortality rates are based on the RP-2014 Disabled Mortality Tables with 90% of rates for males and 100% of rates for females, projected forward generationally using mortality improvement scale MP-2016.

Actuarial assumptions used in the June 30, 2021 valuation are based on the results of an actuarial experience study for the period July 1, 2011 through June 30, 2016.

STRS Ohio's investment consultant develops an estimate range for the investment return assumption based on the target allocation adopted by the Retirement Board. The target allocation and long-term expected rate of return for each major asset class are summarized as follows:

Asset Class	Target Allocation	Long-Term Expected Real Rate of Return *
Domestic Equity	28.00 %	7.35 %
International Equity	23.00	7.55
Alternatives	17.00	7.09
Fixed Income	21.00	3.00
Real Estate	10.00	6.00
Liquidity Reserves	1.00	2.25
Total	<u>100.00 %</u>	

*10-Year geometric nominal returns, which include the real rate of return and inflation of 2.25% and does not include investment expenses. Over a 30-year period, STRS' investment consultant indicates that the above target allocations should generate a return above the actuarial rate of return, without net value added by management.

**NORTH CENTRAL OHIO EDUCATIONAL SERVICE CENTER
SENECA COUNTY**

NOTES TO THE BASIC FINANCIAL STATEMENTS
FOR THE FISCAL YEAR ENDED JUNE 30, 2022
(Continued)

Discount Rate - The discount rate used to measure the total pension liability was 7.00% as of June 30, 2021. The projection of cash flows used to determine the discount rate assumes that member and employer contributions will be made at the statutory contribution rates in accordance with the rates described previously. For this purpose, only employer contributions that are intended to fund benefits of current plan members and their beneficiaries are included. Based on those assumptions, STRS Ohio’s fiduciary net position was projected to be available to make all projected future benefit payments to current plan members as of June 30, 2021. Therefore, the long-term expected rate of return on pension plan investments of 7.00% was applied to all periods of projected benefit payments to determine the total pension liability as of June 30, 2021.

Sensitivity of the ESC’s Proportionate Share of the Net Pension Liability to Changes in the Discount Rate - The following table represents the net pension liability as of June 30, 2021, calculated using the current period discount rate assumption of 7.00%, as well as what the net pension liability would be if it were calculated using a discount rate that is one percentage point lower (6.00%) or one percentage point higher (8.00%) than the current assumption:

	1% Decrease	Current Discount Rate	1% Increase
ESC’s proportionate share of the net pension liability	\$ 18,849,085	\$ 10,065,591	\$ 2,643,558

Changes Between Measurement Date and Reporting Date - In February 2022, the Board approved changes to demographic measures that will impact the June 30, 2022, actuarial valuation. These demographic measures include retirement, salary increase, disability/termination and mortality assumptions. In March 2022, the STRS Board approved benefit plan changes to take effect on July 1, 2022. These changes include a one-time three percent cost-of-living increase (COLA) to be paid to eligible benefit recipients and the elimination of the age 60 requirement for retirement age and service eligibility that was set to take effect in 2026. The effect on the net pension liability is unknown.

NOTE 12 - DEFINED BENEFIT OPEB PLANS

Net OPEB Liability/Asset

See Note 11 for a description of the net OPEB liability (asset).

Plan Description - School Employees Retirement System (SERS)

Health Care Plan Description - The ESC contributes to the SERS Health Care Fund, administered by SERS for non-certificated retirees and their beneficiaries. For GASB 75 purposes, this plan is considered a cost-sharing other postemployment benefit (OPEB) plan. SERS’ Health Care Plan provides healthcare benefits to eligible individuals receiving retirement, disability, and survivor benefits, and to their eligible dependents. Members who retire after June 1, 1986, need 10 years of service credit, exclusive of most types of purchased credit, to qualify to participate in SERS’ health care coverage. In addition to age and service retirees, disability benefit recipients and beneficiaries who are receiving monthly benefits due to the death of a member or retiree, are eligible for SERS’ health care coverage. Most retirees and dependents choosing SERS’ health care coverage are over the age of 65 and therefore enrolled in a fully insured Medicare Advantage plan; however, SERS maintains a traditional, self-insured preferred provider organization for its non-Medicare retiree population. For both groups, SERS offers a self-insured prescription drug program. Health care is a benefit that is permitted, not mandated, by statute. The financial report of the Plan is included in the SERS Annual Comprehensive Financial Report which can be obtained on SERS’ website at www.ohsers.org under Employers/Audit Resources.

**NORTH CENTRAL OHIO EDUCATIONAL SERVICE CENTER
SENECA COUNTY**

NOTES TO THE BASIC FINANCIAL STATEMENTS
FOR THE FISCAL YEAR ENDED JUNE 30, 2022
(Continued)

Access to health care for retirees and beneficiaries is permitted in accordance with Section 3309 of the Ohio Revised Code. The Health Care Fund was established and is administered in accordance with Internal Revenue Code Section 105(e). SERS' Retirement Board reserves the right to change or discontinue any health plan or program. Active employee members do not contribute to the Health Care Plan. The SERS Retirement Board established the rules for the premiums paid by the retirees for health care coverage for themselves and their dependents or for their surviving beneficiaries. Premiums vary depending on the plan selected, qualified years of service, Medicare eligibility, and retirement status.

Funding Policy - State statute permits SERS to fund the health care benefits through employer contributions. Each year, after the allocation for statutorily required pensions and benefits, the Retirement Board may allocate the remainder of the employer contribution of 14% of covered payroll to the Health Care Fund in accordance with the funding policy. For the fiscal year ended June 30, 2022, SERS did not allocate any employer contributions to post-employment health care. An additional health care surcharge on employers is collected for employees earning less than an actuarially determined minimum compensation amount, pro-rated if less than a full year of service credit was earned. For fiscal year 2022, this amount was \$25,000. Statutes provide that no employer shall pay a health care surcharge greater than 2% of that employer's SERS-covered payroll; nor may SERS collect in aggregate more than 1.5% of the total statewide SERS-covered payroll for the health care surcharge. For fiscal year 2022, the ESC's surcharge obligation was \$80,029.

The surcharge added to the allocated portion of the 14% employer contribution rate is the total amount assigned to the Health Care Fund. The ESC's contractually required contribution to SERS was \$80,029 for fiscal year 2022. Of this amount, \$80,029 is reported as pension and postemployment benefits payable.

Plan Description - State Teachers Retirement System (STRS)

Plan Description – The State Teachers Retirement System of Ohio (STRS) administers a cost-sharing Health Plan administered for eligible retirees who participated in the defined benefit or combined pension plans offered by STRS. Ohio law authorizes STRS to offer this plan. Benefits include hospitalization, physicians' fees, prescription drugs and partial reimbursement of monthly Medicare Part B premiums. The Plan is included in the report of STRS which can be obtained by visiting www.strsoh.org or by calling (888) 227-7877.

Funding Policy – Ohio Revised Code Chapter 3307 authorizes STRS to offer the Plan and gives the Retirement Board discretionary authority over how much, if any, of the health care costs will be absorbed by STRS. Active employee members do not contribute to the Health Care Plan. All health care plan enrollees, for the most recent year, pay a portion of the health care costs in the form of a monthly premium. Under Ohio law, funding for post-employment health care may be deducted from employer contributions, currently 14% of covered payroll. For the fiscal year ended June 30, 2022, STRS did not allocate any employer contributions to post-employment health care.

OPEB Liabilities/Assets, OPEB Expense, and Deferred Outflows of Resources and Deferred Inflows of Resources Related to OPEB

The net OPEB liability/asset was measured as of June 30, 2021, and the total OPEB liability/asset used to calculate the net OPEB liability/asset was determined by an actuarial valuation as of that date. The ESC's proportion of the net OPEB liability/asset was based on the ESC's share of contributions to the respective retirement systems relative to the contributions of all participating entities.

**NORTH CENTRAL OHIO EDUCATIONAL SERVICE CENTER
SENECA COUNTY**

NOTES TO THE BASIC FINANCIAL STATEMENTS
FOR THE FISCAL YEAR ENDED JUNE 30, 2022
(Continued)

Following is information related to the proportionate share and OPEB expense:

	<u>SERS</u>	<u>STRS</u>	<u>Total</u>
Proportion of the net OPEB liability/asset prior measurement date	0.11142080%	0.07793609%	
Proportion of the net OPEB liability/asset current measurement date	<u>0.12213760%</u>	<u>0.07872416%</u>	
Change in proportionate share	<u>0.01071680%</u>	<u>0.00078807%</u>	
Proportionate share of the net OPEB liability	\$ 2,311,554	\$ -	\$ 2,311,554
Proportionate share of the net OPEB asset	\$ -	\$ (1,659,834)	\$ (1,659,834)
OPEB expense	\$ (119,159)	\$ (198,631)	\$ (317,790)

At June 30, 2022, the ESC reported deferred outflows of resources and deferred inflows of resources related to OPEB from the following sources:

	<u>SERS</u>	<u>STRS</u>	<u>Total</u>
Deferred outflows of resources			
Differences between expected and actual experience	\$ 24,639	\$ 59,104	\$ 83,743
Changes of assumptions	362,626	106,022	468,648
Difference between employer contributions and proportionate share of contributions/ change in proportionate share	256,234	58,473	314,707
Contributions subsequent to the measurement date	<u>80,029</u>	<u>-</u>	<u>80,029</u>
Total deferred outflows of resources	<u>\$ 723,528</u>	<u>\$ 223,599</u>	<u>\$ 947,127</u>
Deferred inflows of resources			
Differences between expected and actual experience	\$ 1,151,258	\$ 304,115	\$ 1,455,373
Net difference between projected and actual earnings on OPEB plan investments	50,218	460,076	510,294
Changes of assumptions	316,548	990,214	1,306,762
Difference between employer contributions and proportionate share of contributions/ change in proportionate share	<u>545,112</u>	<u>200,735</u>	<u>745,847</u>
Total deferred inflows of resources	<u>\$ 2,063,136</u>	<u>\$ 1,955,140</u>	<u>\$ 4,018,276</u>

\$80,029 reported as deferred outflows of resources related to OPEB resulting from ESC contributions subsequent to the measurement date will be recognized as a reduction of the net OPEB liability/asset in the fiscal year ending June 30, 2023.

Other amounts reported as deferred outflows of resources and deferred inflows of resources related to OPEB will be recognized in OPEB expense as follows:

**NORTH CENTRAL OHIO EDUCATIONAL SERVICE CENTER
SENECA COUNTY**

NOTES TO THE BASIC FINANCIAL STATEMENTS
FOR THE FISCAL YEAR ENDED JUNE 30, 2022
(Continued)

	SERS	STRS	Total
Fiscal Year Ending June 30:			
2023	\$ (358,784)	\$ (536,066)	\$ (894,850)
2024	(359,136)	(524,553)	(883,689)
2025	(357,481)	(417,070)	(774,551)
2026	(263,401)	(190,574)	(453,975)
2027	(87,194)	(64,850)	(152,044)
Thereafter	6,359	1,572	7,931
Total	\$ (1,419,637)	\$ (1,731,541)	\$ (3,151,178)

Actuarial Assumptions - SERS

The total OPEB liability is determined by SERS' actuaries in accordance with GASB Statement No. 74, as part of their annual actuarial valuation for each retirement plan. Actuarial valuations of an ongoing plan involve estimates of the value of reported amounts (e.g., salaries, credited service) and assumptions about the probability of occurrence of events far into the future (e.g., mortality, disabilities, retirements, employment terminations). Actuarially determined amounts are subject to continual review and potential modifications, as actual results are compared with past expectations and new estimates are made about the future.

Projections of benefits for financial reporting purposes are based on the substantive plan (the plan as understood by the employers and plan members) and include the types of benefits provided at the time of each valuation and the historical pattern of sharing benefit costs between the employers and plan members to that point. The projection of benefits for financial reporting purposes does not explicitly incorporate the potential effects of legal or contractual funding limitations.

Actuarial calculations reflect a long-term perspective. For a newly hired employee, actuarial calculations will take into account the employee's entire career with the employer and also take into consideration the benefits, if any, paid to the employee after termination of employment until the death of the employee and any applicable contingent annuitant. In many cases, actuarial calculations reflect several decades of service with the employer and the payment of benefits after termination.

THIS SPACE INTENTIONALLY LEFT BLANK

**NORTH CENTRAL OHIO EDUCATIONAL SERVICE CENTER
SENECA COUNTY**

NOTES TO THE BASIC FINANCIAL STATEMENTS
FOR THE FISCAL YEAR ENDED JUNE 30, 2022
(Continued)

Key methods and assumptions used in calculating the total OPEB liability in the latest actuarial valuation date of June 30, 2021 are presented below:

Wage inflation:	
Current measurement date	2.40%
Prior measurement date	3.00%
Future salary increases, including inflation:	
Current measurement date	3.25% to 13.58%
Prior measurement date	3.50% to 18.20%
Investment rate of return:	
Current measurement date	7.00% net of investment expense, including inflation
Prior measurement date	7.50% net of investment expense, including inflation
Municipal bond index rate:	
Current measurement date	1.92%
Prior measurement date	2.45%
Single equivalent interest rate, net of plan investment expense, including price inflation:	
Current measurement date	2.27%
Prior measurement date	2.63%
Medical trend assumption:	
Current measurement date	
Medicare	5.125 to 4.400%
Pre-Medicare	6.750 to 4.400%
Prior measurement date	
Medicare	5.25 to 4.75%
Pre-Medicare	7.00 to 4.75%

In 2021, Mortality rates were based on the PUB-2010 General Employee Amount Weight Below Median Healthy Retiree mortality table projected to 2017 with ages set forward 1 year and adjusted 94.20% for males and set forward 2 years and adjusted 81.35% for females. Mortality among disabled members were based upon the PUB-2010 General Disabled Retiree mortality table projected to 2017 with ages set forward 5 years and adjusted 103.3% for males and set forward 3 years and adjusted 106.8% for females. Future improvement in mortality rates is reflected by applying the MP-2020 projection scale generationally. Mortality rates for contingent survivors were based on PUB-2010 General Amount Weighted Below Median Contingent Survivor mortality table projected to 2017 with ages set forward 1 year and adjusted 105.5% for males and adjusted 122.5% for females. Mortality rates for actives is based on PUB-2010 General Amount Weighted Below Median Employee mortality table.

In 2020, the mortality rates were based on the RP-2014 Blue Collar Mortality Table with fully generational projection and a five-year age set-back for both males and females. Mortality among service retired members, and beneficiaries were based upon the RP-2014 Blue Collar Mortality Table with fully generational projection with Scale BB, 120% of male rates, and 110% of female rates. Mortality among disabled members was based upon the RP-2000 Disabled Mortality Table, 90% for male rates and 100% for female rates, set back five years is used for the period after disability retirement.

The most recent experience study was completed for the five-year period ended June 30, 2020.

**NORTH CENTRAL OHIO EDUCATIONAL SERVICE CENTER
SENECA COUNTY**

NOTES TO THE BASIC FINANCIAL STATEMENTS
FOR THE FISCAL YEAR ENDED JUNE 30, 2022
(Continued)

The long-term expected rate of return on plan assets is reviewed as part of the actuarial five-year experience study. The most recent study covers fiscal years 2015 through 2020 and was adopted by the Board in 2021. Several factors are considered in evaluating the long-term rate of return assumption including long-term historical data, estimates inherent in current market data, and a log-normal distribution analysis in which best-estimate ranges of expected future real rates of return were developed by the investment consultant for each major asset class. These ranges were combined to produce the long-term expected rate of return, 7.00%, by weighting the expected future real rates of return by the target asset allocation percentage and then adding expected inflation. The capital market assumptions developed by the investment consultant are intended for use over a 10-year horizon and may not be useful in setting the long-term rate of return for funding pension plans which covers a longer timeframe. The assumption is intended to be a long-term assumption and is not expected to change absent a significant change in the asset allocation, a change in the inflation assumption, or a fundamental change in the market that alters expected returns in future years.

The target asset allocation and best estimates of arithmetic real rates of return for each major asset class, as used in the June 30, 2020 five-year experience study, are summarized as follows:

Asset Class	Target Allocation	Long-Term Expected Real Rate of Return
Cash	2.00 %	(0.33) %
US Equity	24.75	5.72
Non-US Equity Developed	13.50	6.55
Non-US Equity Emerging	6.75	8.54
Fixed Income/Global Bonds	19.00	1.14
Private Equity	11.00	10.03
Real Estate/Real Assets	16.00	5.41
Multi-Asset Strategy	4.00	3.47
Private Debt/Private Credit	3.00	5.28
Total	<u>100.00 %</u>	

Discount Rate - The discount rate used to measure the total OPEB liability at June 30, 2021 was 2.27%. The discount rate used to measure total OPEB liability prior to June 30, 2021 was 2.63%. The projection of cash flows used to determine the discount rate assumed that contributions will be made from members and the System at the contribution rate of 1.50% of projected covered payroll each year, which includes a 1.50% payroll surcharge and no contributions from the basic benefits plan. Based on these assumptions, the OPEB plan's fiduciary net position was projected to become insufficient to make all projected future benefit payments of current System members by SERS actuaries. The Municipal Bond Index Rate is used in the determination of the SEIR for both the June 30, 2020 and the June 30, 2021 total OPEB liability. The Municipal Bond Index rate is the single rate that will generate a present value of benefit payments equal to the sum of the present value determined by the long-term expected rate of return, and the present value determined by discounting those benefits after the date of depletion. The Municipal Bond Index Rate is 1.92% at June 30, 2021 and 2.45% at June 30, 2020.

Sensitivity of the ESC's Proportionate Share of the Net OPEB Liability to Changes in the Discount Rate and Changes in the Health Care Cost Trend Rates - The net OPEB liability is sensitive to changes in the discount rate and the health care cost trend rate. The following table presents the net OPEB liability, what the net OPEB liability would be if it were calculated using a discount rate that is 1 percentage point lower (1.27%) and 1 percentage point higher (3.27%) than the current discount rate (2.27%). Also shown is what the net OPEB liability would be based on health care cost trend rates that are 1 percentage point lower (5.75% decreasing to 3.40%) and 1 percentage point higher (7.75% decreasing to 5.4%) than the current rate (6.75% decreasing to 4.4%).

**NORTH CENTRAL OHIO EDUCATIONAL SERVICE CENTER
SENECA COUNTY**

NOTES TO THE BASIC FINANCIAL STATEMENTS
FOR THE FISCAL YEAR ENDED JUNE 30, 2022
(Continued)

	1% Decrease	Current Discount Rate	1% Increase
ESC's proportionate share of the net OPEB liability	\$ 2,864,295	\$ 2,311,554	\$ 1,869,985

	1% Decrease	Current Trend Rate	1% Increase
ESC's proportionate share of the net OPEB liability	\$ 1,779,707	\$ 2,311,554	\$ 3,021,938

Actuarial Assumptions - STRS

Key methods and assumptions used in the latest actuarial valuation, reflecting experience study results used in the June 30, 2021, actuarial valuation, compared with June 30, 2020, are presented below:

	June 30, 2021		June 30, 2020	
Projected salary increases	12.50% at age 20 to 2.50% at age 65		12.50% at age 20 to 2.50% at age 65	
Investment rate of return	7.00%, net of investment expenses, including inflation		7.45%, net of investment expenses, including inflation	
Payroll increases	3.00%		3.00%	
Discount rate of return	7.00%		7.45%	
Health care cost trends				
	Initial	Ultimate	Initial	Ultimate
Medical				
Pre-Medicare	5.00%	4.00%	5.00%	4.00%
Medicare	-16.18%	4.00%	-6.69%	4.00%
Prescription Drug				
Pre-Medicare	6.50%	4.00%	6.50%	4.00%
Medicare	29.98%	4.00%	11.87%	4.00%

Projections of benefits include the historical pattern of sharing benefit costs between the employers and retired plan members.

For healthy retirees the mortality rates are based on the RP-2014 Annuitant Mortality Tables with 50% of rates through age 69, 70% of rates between ages 70 and 79, 90% of rates between ages 80 and 84, and 100% of rates thereafter, projected forward generationally using mortality improvement scale MP-2016. For disabled retirees, mortality rates are based on the RP-2014 Disabled Mortality Tables with 90% of rates for males and 100% of rates for females, projected forward generationally using mortality improvement scale MP-2016.

Actuarial assumptions used in the June 30, 2021 valuation are based on the results of an actuarial experience study for the period July 1, 2011 through June 30, 2016.

Assumption Changes Since the Prior Measurement Date - The discount rate was adjusted to 7.00% from 7.45% for the June 30, 2021 valuation.

Benefit Term Changes Since the Prior Measurement Date - The non-Medicare subsidy percentage was increased effective January 1, 2022 from 2.055% to 2.1%. The non-Medicare frozen subsidy base premium was increased effective January 1, 2022. The Medicare Part D subsidy was updated to reflect it is expected to be negative in CY2022. The Part B monthly reimbursement elimination date was postponed indefinitely.

**NORTH CENTRAL OHIO EDUCATIONAL SERVICE CENTER
SENECA COUNTY**

NOTES TO THE BASIC FINANCIAL STATEMENTS
FOR THE FISCAL YEAR ENDED JUNE 30, 2022
(Continued)

STRS' investment consultant develops an estimate range for the investment return assumption based on the target allocation adopted by the Retirement Board. The target allocation and long-term expected rate of return for each major asset class are summarized as follows:

<u>Asset Class</u>	<u>Target Allocation</u>	<u>Long-Term Expected Real Rate of Return *</u>
Domestic Equity	28.00 %	7.35 %
International Equity	23.00	7.55
Alternatives	17.00	7.09
Fixed Income	21.00	3.00
Real Estate	10.00	6.00
Liquidity Reserves	1.00	2.25
Total	<u>100.00 %</u>	

*10-Year geometric nominal returns, which include the real rate of return and inflation of 2.25% and does not include investment expenses. Over a 30-year period, STRS' investment consultant indicates that the above target allocations should generate a return above the actuarial rate of return, without net value added by management.

Discount Rate - The discount rate used to measure the total OPEB asset was 7.00% as of June 30, 2021. The projection of cash flows used to determine the discount rate assumed STRS Ohio continues to allocate no employer contributions to the health care fund. Based on these assumptions, the OPEB plan's fiduciary net position was projected to be available to make all projected future benefit payments to current plan members as of June 30, 2021. Therefore, the long-term expected rate of return on health care fund investments of 7.00% was applied to all periods of projected health care costs to determine the total OPEB liability as of June 30, 2021.

Sensitivity of the ESC's Proportionate Share of the Net OPEB Asset to Changes in the Discount and Health Care Cost Trend Rate - The following table represents the net OPEB asset as of June 30, 2021, calculated using the current period discount rate assumption of 7.00%, as well as what the net OPEB asset would be if it were calculated using a discount rate that is one percentage point lower (6.00%) or one percentage point higher (8.00%) than the current assumption. Also shown is the net OPEB asset as if it were calculated using health care cost trend rates that are one percentage point lower or one percentage point higher than the current health care cost trend rates.

	<u>1% Decrease</u>	<u>Current Discount Rate</u>	<u>1% Increase</u>
ESC's proportionate share of the net OPEB asset	\$ 1,400,644	\$ 1,659,834	\$ 1,876,349
		<u>Current Trend Rate</u>	<u>1% Increase</u>
ESC's proportionate share of the net OPEB asset	\$ 1,867,576	\$ 1,659,834	\$ 1,402,942

NOTE 13 - STATE AND LOCAL FUNDING

The main sources of revenues of Educational Service Center (ESC) funding are the local funds that are deducted from the state foundation funding of the client districts and transferred to the ESC under ORC Sections 3313.843 or 3313.845 as well as state funds that are distributed directly to the ESCs based on parameters listed in Ohio Revised Code (ORC) Sections 263.220 and 263.390. Additionally, ESCs can apply to any state or federal agency for competitive grants.

**NORTH CENTRAL OHIO EDUCATIONAL SERVICE CENTER
SENECA COUNTY**

NOTES TO THE BASIC FINANCIAL STATEMENTS
FOR THE FISCAL YEAR ENDED JUNE 30, 2022
(Continued)

A. State Funding

ORC Sections 263.220 and 263.390 provide for direct state funding of the ESCs for the general purpose of program maintenance and service delivery to client school districts.

State Operating Subsidy - This funding materializes in the form of a base amount applied to the same student count extracted from the latest Report Card as was utilized in the calculation of the local per-pupil funding under ORC Section 3313.843. Ohio law appropriates \$42.5 million and \$45 million in fiscal years 2022 and 2023 for the ESC state operating subsidy.

Gifted Funding - Another component of the state funding of ESCs is for gifted education. Under this section of the law the Ohio Department of Education (ODE) is authorized to set aside \$3,800,000 of the total statewide appropriation slated for Foundation Funding for ESC gifted education. ODE is to distribute this funding through the unit-based funding methodology in place under ORC Section 3317.024(L), ORC Section 3317.05(E) and ORC Section 3317.035(A), (B) and (C) as they existed prior to fiscal year 2010. These sections of the law provide for the cost of each gifted unit to be predicated on the salary and fringes of the full time equivalent of the personnel involved at 15% of the salary figure as well as any additional unit allowances the law allows. The law also provides for the proration of the resulting state funding if the appropriation is not sufficient.

B. Local Funding

Presently the law provides that city, exempted village and local school districts with an average daily enrollment of 16,000 or less must enter into an agreement with an ESC under ORC Section 3313.843. The services the ESC provides to the client district under this section may include a variety of services including special education for students with special needs. Since ESCs have no legal taxing or bonding authority they must depend on revenues from member school districts.

District Per-Pupil Funding - City, exempted village and local school districts with an average daily enrollment of 16,000 or less must enter into an agreement with an ESC under ORC Section 3313.843. ORC Section 3313.843(H) provides that pursuant to provisions of ORC Section 3317.023 the ODE annually shall deduct from each school district that enters into an agreement with an ESC under this section, a per-pupil amount of \$6.50 or above from state foundation payments to the school district and paid to ESC on semi-monthly basis throughout the fiscal year. The per-pupil amount is multiplied by the school age students count of the client district as reported on the latest Report Card.

Contracts Paid by Districts - City, exempted village, local and joint vocational school districts also may set up contracts with Educational Service Centers for services covered by ORC Section 3313.845. Funds can be deducted from the school district foundation calculation and sent to the Educational Service Center. To receive payment, both the district and an ESC must use ESC Contract system where they enter the information, upload the copy of the contract and provide electronic approvals. ESCs also have the option of billing a school district directly instead of having the state deduct the contract amount from its foundation funding.

Community schools may enter into agreements with Educational Service under ORC Section 331.844. Services provided and the amount and manner of payment to the ESC shall be mutually agreed on and reflected in their respective agreements. The agreements may call for payment to the ESC by the community school directly, or may advise the Department to make deductions from the foundation funding of the community school for the Educational Service Center.

**NORTH CENTRAL OHIO EDUCATIONAL SERVICE CENTER
SENECA COUNTY**

NOTES TO THE BASIC FINANCIAL STATEMENTS
FOR THE FISCAL YEAR ENDED JUNE 30, 2022
(Continued)

NOTE 14 - CONTINGENCIES

A. Grants

The ESC receives significant financial assistance from numerous federal, State and local agencies in the form of grants. The disbursement of funds received under these programs generally requires compliance with terms and conditions specified in the grant agreements and are subject to audit by the grantor agencies. Any disallowed claims resulting from such audits could become a liability of the ESC. However, in the opinion of management, any such disallowed claims will not have a material effect on the financial position of the ESC.

B. Litigation

The ESC is involved in no material litigation as either plaintiff or defendant.

C. Foundation Funding

The Ohio Department of Education (ODE) conducts reviews of enrollment data and full-time equivalency (FTE) calculations made by the ESCs. These reviews are conducted to ensure the ESCs are reporting accurate student enrollment data to the State, upon which State foundation funding is calculated. As of the date of this report, ODE adjustments for fiscal year 2022 have been finalized and resulted in an immaterial payable to ODE in the amount of \$1,613.

NOTE 15 - COVID-19

The United States and the State of Ohio declared a state of emergency in March of 2020 due to the COVID-19 pandemic. Ohio's state of emergency ended in June, 2021 while the national state of emergency continues. During fiscal year 2022, the ESC received COVID-19 funding. The financial impact of COVID-19 and the continuing emergency measures may impact subsequent periods of the ESC. The impact on the ESC's future operating costs, revenues, and additional recovery from emergency funding, either federal or state, cannot be estimated. During fiscal year 2022, the ESC received Governor's Emergency Education Relief Funding, Elementary and Secondary School Emergency Relief Funding, American Rescue Plan Elementary and Secondary School Emergency Relief Funding, and Child Nutrition Cluster.

The ESC's investment portfolio fluctuates with market conditions, and due to market volatility, the amount of gains or losses that will be realized in subsequent periods, if any, cannot be determined.

NOTE 16 - OTHER COMMITMENTS

The ESC utilizes encumbrance accounting as part of its budgetary controls. Encumbrances outstanding at year end may be reported as part of restricted, committed, or assigned classifications of fund balance. At year end, the ESC's commitments for encumbrances in the governmental funds were as follows:

<u>Fund</u>	<u>Year-End Encumbrances</u>
General fund	\$ 702,240
Miscellaneous state grants fund	44,007
Nonmajor governmental	<u>175,785</u>
Total	<u>\$ 922,032</u>

This page intentionally left blank.

**NORTH CENTRAL OHIO EDUCATIONAL SERVICE CENTER
SENECA COUNTY**

SCHEDULES OF REQUIRED SUPPLEMENTARY INFORMATION

SCHEDULE OF THE ESC'S PROPORTIONATE SHARE OF
THE NET PENSION LIABILITY
SCHOOL EMPLOYEES RETIREMENT SYSTEM (SERS) OF OHIO

LAST NINE FISCAL YEARS

	<u>2022</u>	<u>2021</u>	<u>2020</u>	<u>2019</u>
ESC's proportion of the net pension liability	0.11925220%	0.11053360%	0.11667940%	0.13973330%
ESC's proportionate share of the net pension liability	\$ 4,400,060	\$ 7,310,925	\$ 6,981,133	\$ 8,002,785
ESC's covered payroll	\$ 4,143,843	\$ 3,872,407	\$ 3,959,948	\$ 4,235,570
ESC's proportionate share of the net pension liability as a percentage of its covered payroll	106.18%	188.80%	176.29%	188.94%
Plan fiduciary net position as a percentage of the total pension liability	82.86%	68.55%	70.85%	71.36%

Note: Information prior to 2014 was unavailable. Schedule is intended to show information for 10 years. Additional years will be displayed as they become available.

Amounts presented for each fiscal year were determined as of the ESC's measurement date which is the prior year-end.

SEE ACCOMPANYING NOTES TO THE REQUIRED SUPPLEMENTARY INFORMATION

<u>2018</u>	<u>2017</u>	<u>2016</u>	<u>2015</u>	<u>2014</u>
0.13779880%	0.13048660%	0.12759130%	0.15014700%	0.15014700%
\$ 8,233,174	\$ 9,550,415	\$ 7,280,483	\$ 7,598,854	\$ 8,928,760
\$ 4,538,457	\$ 4,040,064	\$ 3,841,161	\$ 4,362,973	\$ 4,326,329
181.41%	236.39%	189.54%	174.17%	206.38%
69.50%	62.98%	69.16%	71.70%	65.52%

**NORTH CENTRAL OHIO EDUCATIONAL SERVICE CENTER
SENECA COUNTY**

SCHEDULES OF REQUIRED SUPPLEMENTARY INFORMATION

SCHEDULE OF THE ESC'S PROPORTIONATE SHARE OF
THE NET PENSION LIABILITY
STATE TEACHERS RETIREMENT SYSTEM (STRS) OF OHIO

LAST NINE FISCAL YEARS

	<u>2022</u>	<u>2021</u>	<u>2020</u>	<u>2019</u>
ESC's proportion of the net pension liability	0.07872416%	0.07793609%	0.07607482%	0.07405034%
ESC's proportionate share of the net pension liability	\$ 10,065,591	\$ 18,857,761	\$ 16,823,489	\$ 16,282,007
ESC's covered payroll	\$ 9,618,921	\$ 9,237,857	\$ 8,977,457	\$ 8,448,136
ESC's proportionate share of the net pension liability as a percentage of its covered payroll	104.64%	204.14%	187.40%	192.73%
Plan fiduciary net position as a percentage of the total pension liability	87.78%	75.48%	77.40%	77.31%

Note: Information prior to 2014 was unavailable. Schedule is intended to show information for 10 years. Additional years will be displayed as they become available.

Amounts presented for each fiscal year were determined as of the ESC's measurement date which is the prior year-end.

SEE ACCOMPANYING NOTES TO THE REQUIRED SUPPLEMENTARY INFORMATION

<u>2018</u>	<u>2017</u>	<u>2016</u>	<u>2015</u>	<u>2014</u>
0.07134877%	0.08448585%	0.08197285%	0.09202149%	0.09202149%
\$ 16,949,053	\$ 28,279,961	\$ 22,654,898	\$ 22,382,811	\$ 26,662,258
\$ 7,540,771	\$ 8,877,171	\$ 8,508,264	\$ 9,402,054	\$ 9,405,869
224.77%	318.57%	266.27%	238.06%	283.46%
75.30%	66.80%	72.10%	74.70%	69.30%

**NORTH CENTRAL OHIO EDUCATIONAL SERVICE CENTER
SENECA COUNTY**

SCHEDULES OF REQUIRED SUPPLEMENTARY INFORMATION

SCHEDULE OF ESC PENSION CONTRIBUTIONS
SCHOOL EMPLOYEES RETIREMENT SYSTEM (SERS) OF OHIO

LAST TEN FISCAL YEARS

	<u>2022</u>	<u>2021</u>	<u>2020</u>	<u>2019</u>
Contractually required contribution	\$ 655,252	\$ 580,138	\$ 542,137	\$ 534,593
Contributions in relation to the contractually required contribution	<u>(655,252)</u>	<u>(580,138)</u>	<u>(542,137)</u>	<u>(534,593)</u>
Contribution deficiency (excess)	<u>\$ -</u>	<u>\$ -</u>	<u>\$ -</u>	<u>\$ -</u>
ESC's covered payroll	\$ 4,680,371	\$ 4,143,843	\$ 3,872,407	\$ 3,959,948
Contributions as a percentage of covered payroll	14.00%	14.00%	14.00%	13.50%

SEE ACCOMPANYING NOTES TO THE REQUIRED SUPPLEMENTARY INFORMATION

<u>2018</u>	<u>2017</u>	<u>2016</u>	<u>2015</u>	<u>2014</u>	<u>2013</u>
\$ 571,802	\$ 635,384	\$ 565,609	\$ 506,265	\$ 604,708	\$ 598,764
<u>(571,802)</u>	<u>(635,384)</u>	<u>(565,609)</u>	<u>(506,265)</u>	<u>(604,708)</u>	<u>(598,764)</u>
<u>\$ -</u>	<u>\$ -</u>	<u>\$ -</u>	<u>\$ -</u>	<u>\$ -</u>	<u>\$ -</u>
\$ 4,235,570	\$ 4,538,457	\$ 4,040,064	\$ 3,841,161	\$ 4,362,973	\$ 4,326,329
13.50%	14.00%	14.00%	13.18%	13.86%	13.84%

**NORTH CENTRAL OHIO EDUCATIONAL SERVICE CENTER
SENECA COUNTY**

SCHEDULES OF REQUIRED SUPPLEMENTARY INFORMATION

SCHEDULE OF ESC PENSION CONTRIBUTIONS
STATE TEACHERS RETIREMENT SYSTEM (STRS) OF OHIO

	LAST TEN FISCAL YEARS			
	<u>2022</u>	<u>2021</u>	<u>2020</u>	<u>2019</u>
Contractually required contribution	\$ 1,423,936	\$ 1,346,649	\$ 1,293,300	\$ 1,256,844
Contributions in relation to the contractually required contribution	<u>(1,423,936)</u>	<u>(1,346,649)</u>	<u>(1,293,300)</u>	<u>(1,256,844)</u>
Contribution deficiency (excess)	<u>\$ -</u>	<u>\$ -</u>	<u>\$ -</u>	<u>\$ -</u>
ESC's covered payroll	\$ 10,170,971	\$ 9,618,921	\$ 9,237,857	\$ 8,977,457
Contributions as a percentage of covered payroll	14.00%	14.00%	14.00%	14.00%

SEE ACCOMPANYING NOTES TO THE REQUIRED SUPPLEMENTARY INFORMATION

<u>2018</u>	<u>2017</u>	<u>2016</u>	<u>2015</u>	<u>2014</u>	<u>2013</u>
\$ 1,182,739	\$ 1,055,708	\$ 1,242,804	\$ 1,191,157	\$ 1,222,267	\$ 1,222,763
<u>(1,182,739)</u>	<u>(1,055,708)</u>	<u>(1,242,804)</u>	<u>(1,191,157)</u>	<u>(1,222,267)</u>	<u>(1,222,763)</u>
<u>\$ -</u>	<u>\$ -</u>	<u>\$ -</u>	<u>\$ -</u>	<u>\$ -</u>	<u>\$ -</u>
\$ 8,448,136	\$ 7,540,771	\$ 8,877,171	\$ 8,508,264	\$ 9,402,054	\$ 9,405,869
14.00%	14.00%	14.00%	14.00%	13.00%	13.00%

**NORTH CENTRAL OHIO EDUCATIONAL SERVICE CENTER
SENECA COUNTY**

SCHEDULES OF REQUIRED SUPPLEMENTARY INFORMATION

SCHEDULE OF THE ESC'S PROPORTIONATE SHARE OF
THE NET OPEB LIABILITY
SCHOOL EMPLOYEES RETIREMENT SYSTEM (SERS) OF OHIO

LAST SIX FISCAL YEARS

	<u>2022</u>	<u>2021</u>	<u>2020</u>	<u>2019</u>
ESC's proportion of the net OPEB liability	0.12213760%	0.11420800%	0.11913440%	0.14153210%
ESC's proportionate share of the net OPEB liability	\$ 2,311,554	\$ 2,421,539	\$ 2,995,980	\$ 3,926,483
ESC's covered payroll	\$ 4,143,843	\$ 3,872,407	\$ 3,959,948	\$ 4,235,570
ESC's proportionate share of the net OPEB liability as a percentage of its covered payroll	55.78%	62.53%	75.66%	92.70%
Plan fiduciary net position as a percentage of the total OPEB liability	24.08%	18.17%	15.57%	13.57%

Note: Information prior to 2017 was unavailable. Schedule is intended to show information for 10 years. Additional years will be displayed as they become available.

Amounts presented for each fiscal year were determined as of the ESC's measurement date which is the prior year-end.

SEE ACCOMPANYING NOTES TO THE REQUIRED SUPPLEMENTARY INFORMATION

<u>2018</u>	<u>2017</u>
0.13955490%	0.13165844%
\$ 3,745,287	\$ 3,752,753
\$ 4,538,457	\$ 4,040,064
82.52%	92.89%
12.46%	11.49%

**NORTH CENTRAL OHIO EDUCATIONAL SERVICE CENTER
SENECA COUNTY**

SCHEDULES OF REQUIRED SUPPLEMENTARY INFORMATION

SCHEDULE OF THE ESC'S PROPORTIONATE SHARE OF
THE NET OPEB LIABILITY/ASSET
STATE TEACHERS RETIREMENT SYSTEM (STRS) OF OHIO

LAST SIX FISCAL YEARS

	<u>2022</u>	<u>2021</u>	<u>2020</u>	<u>2019</u>
ESC's proportion of the net OPEB liability/asset	0.07872416%	0.07793609%	0.07607482%	0.07405034%
ESC's proportionate share of the net OPEB liability/(asset)	\$ (1,659,834)	\$ (1,369,726)	\$ (1,259,981)	\$ (1,189,913)
ESC's covered payroll	\$ 9,618,921	\$ 9,237,857	\$ 8,977,457	\$ 8,448,136
ESC's proportionate share of the net OPEB liability/asset as a percentage of its covered payroll	-17.26%	-14.83%	-14.03%	-14.08%
Plan fiduciary net position as a percentage of the total OPEB liability/asset	174.73%	182.10%	174.70%	176.00%

Note: Information prior to 2017 was unavailable. Schedule is intended to show information for 10 years. Additional years will be displayed as they become available.

Amounts presented for each fiscal year were determined as of the ESC's measurement date which is the prior year-end.

SEE ACCOMPANYING NOTES TO THE REQUIRED SUPPLEMENTARY INFORMATION

<u>2018</u>	<u>2017</u>
0.07134877%	0.08448585%
\$ 2,783,766	\$ 4,518,325
\$ 7,540,771	\$ 8,877,171
36.92%	50.90%
47.10%	37.30%

**NORTH CENTRAL OHIO EDUCATIONAL SERVICE CENTER
SENECA COUNTY**

SCHEDULES OF REQUIRED SUPPLEMENTARY INFORMATION

SCHEDULE OF ESC OPEB CONTRIBUTIONS
SCHOOL EMPLOYEES RETIREMENT SYSTEM (SERS) OF OHIO

LAST TEN FISCAL YEARS

	<u>2022</u>	<u>2021</u>	<u>2020</u>	<u>2019</u>
Contractually required contribution	\$ 80,029	\$ 74,644	\$ 56,067	\$ 90,458
Contributions in relation to the contractually required contribution	<u>(80,029)</u>	<u>(74,644)</u>	<u>(56,067)</u>	<u>(90,458)</u>
Contribution deficiency (excess)	<u>\$ -</u>	<u>\$ -</u>	<u>\$ -</u>	<u>\$ -</u>
ESC's covered payroll	\$ 4,680,371	\$ 4,143,843	\$ 3,872,407	\$ 3,959,948
Contributions as a percentage of covered payroll	1.71%	1.80%	1.45%	2.28%

SEE ACCOMPANYING NOTES TO THE REQUIRED SUPPLEMENTARY INFORMATION

<u>2018</u>	<u>2017</u>	<u>2016</u>	<u>2015</u>	<u>2014</u>	<u>2013</u>
\$ 96,629	\$ 74,770	\$ 64,151	\$ 104,079	\$ 70,923	\$ 77,004
<u>(96,629)</u>	<u>(74,770)</u>	<u>(64,151)</u>	<u>(104,079)</u>	<u>(70,923)</u>	<u>(77,004)</u>
<u>\$ -</u>	<u>\$ -</u>	<u>\$ -</u>	<u>\$ -</u>	<u>\$ -</u>	<u>\$ -</u>
\$ 4,235,570	\$ 4,538,457	\$ 4,040,064	\$ 3,841,161	\$ 4,362,973	\$ 4,326,329
2.28%	1.65%	1.59%	2.71%	1.63%	1.78%

**NORTH CENTRAL OHIO EDUCATIONAL SERVICE CENTER
SENECA COUNTY**

SCHEDULES OF REQUIRED SUPPLEMENTARY INFORMATION

SCHEDULE OF ESC OPEB CONTRIBUTIONS
STATE TEACHERS RETIREMENT SYSTEM (STRS) OF OHIO

	LAST TEN FISCAL YEARS			
	<u>2022</u>	<u>2021</u>	<u>2020</u>	<u>2019</u>
Contractually required contribution	\$ -	\$ -	\$ -	\$ -
Contributions in relation to the contractually required contribution	<u>-</u>	<u>-</u>	<u>-</u>	<u>-</u>
Contribution deficiency (excess)	<u>\$ -</u>	<u>\$ -</u>	<u>\$ -</u>	<u>\$ -</u>
ESC's covered payroll	\$ 10,170,971	\$ 9,618,921	\$ 9,237,857	\$ 8,977,457
Contributions as a percentage of covered payroll	0.00%	0.00%	0.00%	0.00%

SEE ACCOMPANYING NOTES TO THE REQUIRED SUPPLEMENTARY INFORMATION

<u>2018</u>	<u>2017</u>	<u>2016</u>	<u>2015</u>	<u>2014</u>	<u>2013</u>
\$ -	\$ -	\$ -	\$ -	\$ 94,059	\$ 84,415
-	-	-	-	(94,059)	(84,415)
<u>\$ -</u>	<u>\$ -</u>	<u>\$ -</u>	<u>\$ -</u>	<u>\$ -</u>	<u>\$ -</u>
\$ 8,448,136	\$ 7,540,771	\$ 8,877,171	\$ 8,508,264	\$ 9,402,054	\$ 9,405,869
0.00%	0.00%	0.00%	0.00%	1.00%	1.00%

**NORTH CENTRAL OHIO EDUCATIONAL SERVICE CENTER
SENECA COUNTY**

NOTES TO THE REQUIRED SUPPLEMENTARY INFORMATION
FOR THE FISCAL YEAR ENDED JUNE 30, 2022

PENSION

SCHOOL EMPLOYEES RETIREMENT SYSTEM (SERS) OF OHIO

Changes in benefit terms :

- There were no changes in benefit terms from the amounts reported for fiscal years 2014-2017.
- For fiscal year 2018, SERS changed from a fixed 3% annual increase to a Cost of Living Adjustment (COLA) based on the changes in the Consumer Price Index (CPI-W), with a cap of 2.5% and a floor of 0%.
- There were no changes in benefit terms from the amounts previously reported for fiscal year 2019.
- There were no changes in benefit terms from the amounts previously reported for fiscal year 2020.
- There were no changes in benefit terms from the amounts previously reported for fiscal year 2021.
- For fiscal year 2022, SERS changed from a Cost of Living Adjustment (COLA) of 2.5% to 2.0%.

Changes in assumptions :

- There were no changes in methods and assumptions used in the calculation of actuarial determined contributions for fiscal years 2014-2016.
- For fiscal year 2017, the following changes of assumptions affected the total pension liability since the prior measurement date: (a) the assumed rate of inflation was reduced from 3.25% to 3.00%, (b) payroll growth assumption was reduced from 4.00% to 3.50%, (c) assumed real wage growth was reduced from 0.75% to 0.50%, (d) rates of withdrawal, retirement and disability were updated to reflect recent experience, (e) mortality among active members was updated to RP-2014 Blue Collar Mortality Table with fully generational projection and a five year age set-back for both males and females, (f) mortality among service retired members and beneficiaries was updated to the following RP-2014 Blue Collar Mortality Table with fully generational projection with Scale BB, 120% of male rates and 110% of female rates, (g) mortality among disabled members was updated to RP-2000 Disabled Mortality Table, 90% for male rates and 100% for female rates, set back five years is used for the period after disability retirement and (h) the discount rate was reduced from 7.75% to 7.50%.
- There were no changes in methods and assumptions used in the calculation of actuarial determined contributions for fiscal year 2018.
- There were no changes in methods and assumptions used in the calculation of actuarial determined contributions for fiscal year 2019.
- There were no changes in methods and assumptions used in the calculation of actuarial determined contributions for fiscal year 2020.
- There were no changes in methods and assumptions used in the calculation of actuarial determined contributions for fiscal year 2021.
- For fiscal year 2022, the following changes of assumptions affected the total pension liability since the prior measurement date: (a) wage inflation decreased from 3.00% to 2.40%, (b) future salary increases changed from 3.50%-18.20% to 3.25%-13.58%, (c) investment rate of return decreased from 7.50% to 7.00%, (d) discount rate decreased from 7.50% to 7.00% and (e) mortality tables changed from the RP-2014 Blue Collar mortality table to the PUB-2010 General Employee Amount Weight Below Median Healthy Retiree mortality table.

STATE TEACHERS RETIREMENT SYSTEM (STRS) OF OHIO

Changes in benefit terms :

- There were no changes in benefit terms from the amounts reported for fiscal years 2014-2017.
- For fiscal year 2018, STRS decreased the Cost of Living Adjustment (COLA) to zero.
- There were no changes in benefit terms from amounts previously reported for fiscal year 2019.
- There were no changes in benefit terms from amounts previously reported for fiscal year 2020.
- There were no changes in benefit terms from amounts previously reported for fiscal year 2021.
- There were no changes in benefit terms from amounts previously reported for fiscal year 2022.

(Continued)

**NORTH CENTRAL OHIO EDUCATIONAL SERVICE CENTER
SENECA COUNTY**

NOTES TO THE REQUIRED SUPPLEMENTARY INFORMATION (CONTINUED)
FOR THE FISCAL YEAR ENDED JUNE 30, 2022

PENSION (CONTINUED)

Changes in assumptions :

- There were no changes in methods and assumptions used in the calculation of actuarial determined contributions for fiscal years 2014-2017.

▫

For fiscal year 2018, the following changes of assumption affected the total pension liability since the prior measurement date: (a) the long-term expected rate of return was reduced from 7.75% to 7.45%, (b) the inflation assumption was lowered from 2.75% to 2.50%, (c) the payroll growth assumption was lowered to 3.00%, (d) total salary increases rate was lowered by decreasing the merit component of the individual salary increases, in addition to a decrease of 0.25% due to lower inflation, (e) the healthy and disabled mortality assumptions were updated to the RP-2014 mortality tables with generational improvement scale MP-2016 and (f) rates of retirement, termination and disability were modified to better reflect anticipated future experience.

- There were no changes in methods and assumptions used in the calculation of actuarial determined contributions for fiscal year 2019.
- There were no changes in methods and assumptions used in the calculation of actuarial determined contributions for fiscal year 2020.
- There were no changes in methods and assumptions used in the calculation of actuarial determined contributions for fiscal year 2021.
- For fiscal year 2022, the following changes of assumption affected the total pension liability since the prior measurement date: (a) the long-term expected rate of return was reduced from 7.45% to 7.00% and (b) the discount rate of return was reduced from 7.45% to 7.00%.

OTHER POSTEMPLOYMENT BENEFITS (OPEB)

SCHOOL EMPLOYEES RETIREMENT SYSTEM (SERS) OF OHIO

Changes in benefit terms :

- There were no changes in benefit terms from the amounts reported for fiscal years 2014-2022.

Changes in assumptions :

- There were no changes in methods and assumptions used in the calculation of actuarial determined contributions for fiscal year 2017.
- For fiscal year 2018, the following changes of assumptions affected the total OPEB liability since the prior measurement date: (a) assumed rate of inflation was reduced from 3.25% to 3.00%, (b) payroll growth assumption was reduced from 4.00% to 3.50%, (c) assumed real wage growth was reduced from 0.75% to 0.50%, (d) rates of withdrawal, retirement, and disability were updated to reflect recent experience, (e) mortality among active members was updated to the following: RP-2014 Blue Collar Mortality Table with fully generational projection and a five-year age set-back for both males and females, (f) mortality among service retired members and beneficiaries was updated to the following: RP-2014 Blue Collar Mortality Table with fully generational projection with Scale BB, 120% of male rates, and 110% of female rates, (g) mortality among disabled members was updated to the following: RP-2000 Disabled Mortality Table, 90% for male rates and 100% for female rates, set back five years is used for the period after disability retirement, (h) the municipal bond index rate increased from 2.92% to 3.56% and (i) the single equivalent interest rate, net of plan investment expense, including price inflation increased from 2.98% to 3.63%.
- For fiscal year 2019, the following changes of assumptions affected the total OPEB liability since the prior measurement date: (a) the discount rate increased from 3.63% to 3.70%, (b) the health care cost trend rates for Medicare were changed from a range of 5.50%-5.00% to a range of 5.375%-4.75% and Pre-Medicare were changed from a range of 7.50%-5.00% to a range of 7.25%-4.75%, (c) the municipal bond index rate increased from 3.56% to 3.62% and (d) the single equivalent interest rate, net of plan investment expense, including price inflation increased from 3.63% to 3.70%.
- For fiscal year 2020, the following changes of assumptions affected the total OPEB liability since the prior measurement date: (a) the discount rate decreased from 3.70% to 3.22%, (b) the health care cost trend rates for Medicare were changed from a range of 5.375%-4.75% to a range of 5.25%-4.75% and Pre-Medicare were changed from a range of 7.25%-4.75% to a range of 7.00%-4.75%, (c) the municipal bond index rate decreased from 3.62% to 3.13% and (d) the single equivalent interest rate, net of plan investment expense, including price inflation decreased from 3.70% to 3.22%.
- For fiscal year 2021, the following changes of assumptions affected the total OPEB liability since the prior measurement date: (a) the discount rate decreased from 3.22% to 2.63% and (b) the municipal bond index rate decreased from 3.13% to 2.45%.
- For fiscal year 2022, the following changes of assumptions affected the total pension liability since the prior measurement date: (a) wage inflation decreased from 3.00% to 2.40%, (b) future salary increases changed from 3.50%-18.20% to 3.25%-13.58%, (c) investment rate of return decreased from 7.50% to 7.00%, (d) discount rate decreased from 7.50% to 7.00% and (e) mortality tables changed from the RP-2014 Blue Collar mortality table to the PUB-2010 General Employee Amount Weight Below Median Healthy Retiree mortality table.

(Continued)

**NORTH CENTRAL OHIO EDUCATIONAL SERVICE CENTER
SENECA COUNTY**

NOTES TO THE REQUIRED SUPPLEMENTARY INFORMATION (CONTINUED)
FOR THE FISCAL YEAR ENDED JUNE 30, 2022

OTHER POSTEMPLOYMENT BENEFITS (OPEB) (CONTINUED)

STATE TEACHERS RETIREMENT SYSTEM (STRS) OF OHIO

Changes in benefit terms :

- There were no changes in benefit terms from the amounts previously reported for fiscal year 2017.
- For fiscal year 2018, STRS reduced the subsidy multiplier for non-Medicare benefit recipients from 2.1% to 1.9% per year of service. Medicare Part B premium reimbursements were discontinued for certain survivors and beneficiaries and all remaining Medicare Part B premium reimbursements will be discontinued beginning January 2019.
- For fiscal year 2019, STRS increased the subsidy multiplier for non-Medicare benefit recipients from 1.9% to 1.944% per year of service effective January 1, 2019. The non-Medicare frozen subsidy base premium was increased January 1, 2019 and all remaining Medicare Part B premium reimbursements will be discontinued beginning January 1, 2020.
- For fiscal year 2020, STRS increased the subsidy percentage from 1.944% to 1.984% effective January 1, 2020. The Medicare subsidy percentages were adjusted effective January 1, 2021 to 2.1% for the Medicare plan. The Medicare Part B monthly reimbursement elimination date was postponed to January 1, 2021.
- For fiscal year 2021, the non-Medicare subsidy percentage was increased effective January 1, 2021 from 1.984% to 2.055% per year of service. The non-Medicare frozen subsidy base premium was increased effective January 1, 2021. The Medicare subsidy percentages were adjusted effective January 1, 2021 to 2.1% for the AMA Medicare plan. The Medicare Part B monthly reimbursement elimination date was postponed indefinitely.
-
- For fiscal year 2022, the non-Medicare subsidy percentage was increased effective January 1, 2022 from 2.055% to 2.100%. The non-Medicare frozen subsidy base premium was increased effective January 1, 2022. The Medicare Part D subsidy was updated to reflect it is expected to be negative in CY2022. The Part B monthly reimbursement elimination date was postponed indefinitely.

Changes in assumptions :

- There were no changes in methods and assumptions used in the calculation of actuarial determined contributions for fiscal year 2017.
- For fiscal year 2018, the following changes of assumptions affected the total OPEB liability since the prior measurement date: (a) the discount rate was increased from 3.26% to 4.13% based on the methodology defined under GASB Statement No. 74, Financial Reporting for Postemployment Benefit Plans Other Than Pension Plans (OPEB), (b) the long term expected rate of return was reduced from 7.75% to 7.45%, (c) valuation year per capita health care costs were updated, and the salary scale was modified, (d) the percentage of future retirees electing each option was updated based on current data and the percentage of future disabled retirees and terminated vested participants electing health coverage were decreased and (e) the assumed mortality, disability, retirement, withdrawal and future health care cost trend rates were modified along with the portion of rebated prescription drug costs.
- For fiscal year 2019, the following changes of assumptions affected the total OPEB liability/asset since the prior measurement date: (a) the discount rate was increased from the blended rate of 4.13% to the long-term expected rate of return of 7.45% based on the methodology defined under GASB Statement No. 74, Financial Reporting for Postemployment Benefit Plans Other Than Pension Plans (OPEB) and (b) decrease in health care cost trend rates from 6.00%-11.00% initial; 4.50% ultimate down to Medical Pre-Medicare 6.00% and Medicare 5.00% initial; 4.00% ultimate and Prescription Drug Pre-Medicare 8.00% and Medicare (5.23%) initial; 4.00% ultimate.
- For fiscal year 2020, health care cost trend rates were changed to the following: medical pre-Medicare from 6.00% initial - 4.00% ultimate down to 5.87% initial - 4.00% ultimate; medical Medicare from 5.00% initial - 4.00% ultimate down to 4.93% initial - 4.00% ultimate; prescription drug pre-Medicare from 8.00% initial - 4.00% ultimate down to 7.73% initial - 4.00% ultimate and (5.23%) initial - 4.00% ultimate up to 9.62% initial - 4.00% ultimate.
- For fiscal year 2021, health care cost trend rates were changed to the following: medical pre-Medicare from 5.87% initial - 4.00% ultimate down to 5.00% initial - 4.00% ultimate; medical Medicare from 4.93% initial - 4.00% ultimate down to -6.69% initial - 4.00% ultimate; prescription drug pre-Medicare from 7.73% initial - 4.00% ultimate down to 6.50% initial - 4.00% ultimate; prescription drug Medicare from 9.62% initial - 4.00% ultimate up to 11.87% initial - 4.00% ultimate.
- For fiscal year 2022, the following changes of assumption affected the total OPEB liability since the prior measurement date: (a) the long-term expected rate of return was reduced from 7.45% to 7.00%, (b) the discount rate of return was reduced from 7.45% to 7.00% and (c) health care cost trend rates were changed to the following: medical Medicare from -6.69% initial - 4.00% ultimate down to -16.18% initial - 4.00% ultimate; prescription drug Medicare from 11.87% initial - 4.00% ultimate up to 29.98% initial - 4.00% ultimate.

**NORTH CENTRAL OHIO EDUCATIONAL SERVICE CENTER
SENECA COUNTY**

**SCHEDULE OF EXPENDITURES OF FEDERAL AWARDS
FOR THE FISCAL YEAR ENDED JUNE 30, 2022**

FEDERAL GRANTOR <i>Pass Through Grantor</i> Program / Cluster Title	Federal AL Number	Total Federal Expenditures
U.S. DEPARTMENT OF AGRICULTURE		
<i>Passed Through Ohio Department of Education</i>		
Child Nutrition Cluster:		
National School Lunch Program		
Cash Assistance	10.555	\$ 20,237
COVID-19 Emergency Operating Costs	10.555	2,071
Total U.S. Department of Agriculture - Child Nutrition Cluster		<u>22,308</u>
U.S. DEPARTMENT OF EDUCATION		
<i>Passed Through Mahoning Educational Service Center</i>		
Special Education Cluster (IDEA):		
Special Education Grants to States	84.027	8,862
<i>Passed Through University of Cincinnati</i>		
Special Education Cluster (IDEA):		
Special Education Grants to States	84.027	9,997
<i>Passed Through Ohio Department of Education</i>		
Special Education Cluster (IDEA):		
Special Education Grants to States	84.027	1,425,666
Special Education Preschool Grants	84.173	170,165
Total Special Education Cluster (IDEA)		<u>1,614,690</u>
Title I Grants to Local Educational Agencies	84.010	298,821
Supporting Effective Instruction State Grants	84.367	54,926
English Language Acquisition State Grants	84.365	25,549
Comprehensive Literacy Development	84.371	112,532
Education Stabilization Fund		
COVID-19 Governor's Emergency Education Relief Fund 1	84.425C	131,889
COVID-19 Elementary and Secondary School Emergency Relief Fund I	84.425D	237,565
COVID-19 American Rescue Plan Elementary and Secondary School Emergency Relief Fund	84.425U	21,201
Total Education Stabilization Fund		<u>390,655</u>
<i>Passed Through Ohio Department of Developmental Disabilities</i>		
Special Education-Grants for Infants and Families	84.181	66,348
Total U.S. Department of Education		<u>2,563,521</u>
Total Expenditures of Federal Awards		<u><u>\$ 2,585,829</u></u>

The accompanying notes are an integral part of this schedule.

**NORTH CENTRAL OHIO EDUCATIONAL SERVICE CENTER
SENECA COUNTY**

**NOTES TO THE SCHEDULE OF EXPENDITURES OF FEDERAL AWARDS
2 CFR 200.510(b)(6)
FOR THE FISCAL YEAR ENDED JUNE 30, 2022**

NOTE A – BASIS OF PRESENTATION

The accompanying Schedule of Expenditures of Federal Awards (the Schedule) includes the federal award activity of North Central Ohio Educational Service Center, Seneca County, Ohio (the ESC) under programs of the federal government for the year ended June 30, 2022. The information on this Schedule is prepared in accordance with the requirements of Title 2 U.S. Code of Federal Regulations Part 200, *Uniform Administrative Requirements, Cost Principles, and Audit Requirements for Federal Awards* (Uniform Guidance). Because the Schedule presents only a selected portion of the operations of the ESC, it is not intended to and does not present the financial position or changes in net position of the ESC.

NOTE B – SUMMARY OF SIGNIFICANT ACCOUNTING POLICIES

Expenditures reported on the Schedule are reported on the cash basis of accounting. Such expenditures are recognized following the cost principles contained in Uniform Guidance wherein certain types of expenditures may or may not be allowable or may be limited as to reimbursement.

NOTE C – INDIRECT COST RATE

The ESC has elected not to use the 10-percent de minimis indirect cost rate as allowed under the Uniform Guidance.

NOTE D – CHILD NUTRITION CLUSTER

The ESC commingles cash receipts from the U.S. Department of Agriculture with similar State grants. When reporting expenditures on this Schedule, the ESC assumes it expends federal monies first.

NOTE E – TRANSFERS BETWEEN PROGRAM YEARS

Federal regulations require schools to obligate certain federal awards by June 30. However, with the Ohio Department of Education's consent, schools can transfer unobligated amounts to the subsequent fiscal year's program. The ESC transferred the following amounts from 2022 to 2023 programs:

<u>Program Title</u>	<u>AL Number</u>	<u>Amt. Transferred</u>
National School Lunch Program	10.555	\$11,377
Title I Grants to Local Educational Agencies	84.010	\$44,170
English Language Acquisition State Grants	84.365	\$9,958
Comprehensive Literacy Development	84.371	\$33,572



**INDEPENDENT AUDITOR'S REPORT ON INTERNAL CONTROL OVER
FINANCIAL REPORTING AND ON COMPLIANCE AND OTHER MATTERS
REQUIRED BY GOVERNMENT AUDITING STANDARDS**

North Central Ohio Educational Service Center
Seneca County
928 West Market Street
Tiffin, Ohio 44883-2529

To the Board of Governors:

We have audited, in accordance with the auditing standards generally accepted in the United States of America and the standards applicable to financial audits contained in *Government Auditing Standards* issued by the Comptroller General of the United States (*Government Auditing Standards*), the financial statements of the governmental activities, each major fund, and the aggregate remaining fund information of North Central Ohio Educational Service Center, Seneca County, Ohio (the ESC) as of and for the year ended June 30, 2022, and the related notes to the financial statements, which collectively comprise the ESC's basic financial statements and have issued our report thereon dated March 16, 2023, wherein we noted the financial impact of COVID-19 and the continuing emergency measures, which may impact subsequent periods of the ESC.

Report on Internal Control Over Financial Reporting

In planning and performing our audit of the financial statements, we considered the ESC's internal control over financial reporting (internal control) as a basis for designing audit procedures that are appropriate in the circumstances for the purpose of expressing our opinions on the financial statements, but not for the purpose of expressing an opinion on the effectiveness of the ESC's internal control. Accordingly, we do not express an opinion on the effectiveness of the ESC's internal control.

A *deficiency in internal control* exists when the design or operation of a control does not allow management or employees, in the normal course of performing their assigned functions, to prevent, or detect and correct misstatements on a timely basis. A *material weakness* is a deficiency, or a combination of deficiencies, in internal control, such that there is a reasonable possibility that a material misstatement of the ESC's financial statements will not be prevented, or detected and corrected, on a timely basis. A *significant deficiency* is a deficiency, or a combination of deficiencies, in internal control that is less severe than a material weakness, yet important enough to merit attention by those charged with governance.

Our consideration of internal control was for the limited purpose described in the first paragraph of this section and was not designed to identify all deficiencies in internal control that might be material weaknesses or significant deficiencies. Given these limitations, during our audit we did not identify any deficiencies in internal control that we consider to be material weaknesses. However, material weaknesses or significant deficiencies may exist that were not identified.

Report on Compliance and Other Matters

As part of obtaining reasonable assurance about whether the ESC's financial statements are free from material misstatement, we performed tests of its compliance with certain provisions of laws, regulations, contracts, and grant agreements, noncompliance with which could have a direct and material effect on the financial statements. However, providing an opinion on compliance with those provisions was not an objective of our audit and accordingly, we do not express such an opinion. The results of our tests disclosed no instances of noncompliance or other matters that are required to be reported under *Government Auditing Standards*.

Purpose of This Report

The purpose of this report is solely to describe the scope of our testing of internal control and compliance and the results of that testing, and not to provide an opinion on the effectiveness of the ESC's internal control or on compliance. This report is an integral part of an audit performed in accordance with *Government Auditing Standards* in considering the ESC's internal control and compliance. Accordingly, this communication is not suitable for any other purpose.



Keith Faber
Auditor of State
Columbus, Ohio

March 16, 2023



**INDEPENDENT AUDITOR'S REPORT ON COMPLIANCE WITH REQUIREMENTS
APPLICABLE TO EACH MAJOR FEDERAL PROGRAM AND ON INTERNAL CONTROL OVER
COMPLIANCE REQUIRED BY THE UNIFORM GUIDANCE**

North Central Ohio Educational Service Center
Seneca County
928 West Market Street
Tiffin, Ohio 44883-2529

To the Board of Governors:

Report on Compliance for Each Major Federal Program

Opinion on Each Major Federal Program

We have audited North Central Ohio Educational Service Center, Seneca County, Ohio's (the ESC) compliance with the types of compliance requirements identified as subject to audit in the U.S. Office of Management and Budget (OMB) *Compliance Supplement* that could have a direct and material effect on each of North Central Ohio Educational Service Center's major federal programs for the year ended June 30, 2022. North Central Ohio Educational Service Center's major federal programs are identified in the *Summary of Auditor's Results* section of the accompanying schedule of findings.

In our opinion, North Central Ohio Educational Service Center complied, in all material respects, with the compliance requirements referred to above that could have a direct and material effect on each of its major federal programs for the year ended June 30, 2022.

Basis for Opinion on Each Major Federal Program

We conducted our audit of compliance in accordance with auditing standards generally accepted in the United States of America (GAAS); the standards applicable to financial audits contained in *Government Auditing Standards* issued by the Comptroller General of the United States (*Government Auditing Standards*); and the audit requirements of Title 2 U.S. *Code of Federal Regulations* Part 200, *Uniform Administrative Requirements, Cost Principles, and Audit Requirements for Federal Awards* (Uniform Guidance). Our responsibilities under those standards and the Uniform Guidance are further described in the *Auditor's Responsibilities for the Audit of Compliance* section of our report.

We are required to be independent of the ESC and to meet our other ethical responsibilities, in accordance with relevant ethical requirements relating to our audit. We believe that the audit evidence we have obtained is sufficient and appropriate to provide a basis for our opinion on compliance for each major federal program. Our audit does not provide a legal determination of the ESC's compliance with the compliance requirements referred to above.

Responsibilities of Management for Compliance

The ESC's Management is responsible for compliance with the requirements referred to above and for the design, implementation, and maintenance of effective internal control over compliance with the requirements of laws, statutes, regulations, rules, and provisions of contracts or grant agreements applicable to the ESC's federal programs.

Auditor's Responsibilities for the Audit of Compliance

Our objectives are to obtain reasonable assurance about whether material noncompliance with the compliance requirements referred to above occurred, whether due to fraud or error, and express an opinion on the ESC's compliance based on our audit. Reasonable assurance is a high level of assurance but is not absolute assurance and therefore is not a guarantee that an audit conducted in accordance with GAAS, *Government Auditing Standards*, and the Uniform Guidance will always detect material noncompliance when it exists. The risk of not detecting material noncompliance resulting from fraud is higher than for that resulting from error, as fraud may involve collusion, forgery, intentional omissions, misrepresentations, or the override of internal control. Noncompliance with the compliance requirements referred to above is considered material, if there is a substantial likelihood that, individually or in the aggregate, it would influence the judgment made by a reasonable user of the report on compliance about the ESC's compliance with the requirements of each major federal program as a whole.

In performing an audit in accordance with GAAS, *Government Auditing Standards*, and the Uniform Guidance, we:

- exercise professional judgment and maintain professional skepticism throughout the audit.
- identify and assess the risks of material noncompliance, whether due to fraud or error, and design and perform audit procedures responsive to those risks. Such procedures include examining, on a test basis, evidence regarding the ESC's compliance with the compliance requirements referred to above and performing such other procedures as we considered necessary in the circumstances.
- obtain an understanding of the ESC's internal control over compliance relevant to the audit in order to design audit procedures that are appropriate in the circumstances and to test and report on internal control over compliance in accordance with the Uniform Guidance, but not for the purpose of expressing an opinion on the effectiveness of the ESC's internal control over compliance. Accordingly, no such opinion is expressed.

We are required to communicate with those charged with governance regarding, among other matters, the planned scope and timing of the audit and any significant deficiencies and material weaknesses in internal control over compliance that we identified during the audit.

Report on Internal Control Over Compliance

A deficiency in internal control over compliance exists when the design or operation of a control over compliance does not allow management or employees, in the normal course of performing their assigned functions, to prevent, or detect and correct, noncompliance with a type of compliance requirement of a federal program on a timely basis. *A material weakness in internal control over compliance* is a deficiency, or combination of deficiencies, in internal control over compliance, such that there is a reasonable possibility that material noncompliance with a type of compliance requirement of a federal program will not be prevented, or detected and corrected, on a timely basis. *A significant deficiency in internal control over compliance* is a deficiency, or a combination of deficiencies, in internal control over compliance with a type of compliance requirement of a federal program that is less severe than a material weakness in internal control over compliance, yet important enough to merit attention by those charged with governance.

Our consideration of internal control over compliance was for the limited purpose described in the *Auditor's Responsibilities for the Audit of Compliance* section above and was not designed to identify all deficiencies in internal control over compliance that might be material weaknesses or significant deficiencies in internal control over compliance. Given these limitations, during our audit we did not identify any deficiencies in internal control over compliance that we consider to be material weaknesses, as defined above. However, material weaknesses or significant deficiencies in internal control over compliance may exist that were not identified.

Our audit was not designed for the purpose of expressing an opinion on the effectiveness of internal control over compliance. Accordingly, no such opinion is expressed.

The purpose of this report on internal control over compliance is solely to describe the scope of our testing of internal control over compliance and the results of this testing based on the requirements of the Uniform Guidance. Accordingly, this report is not suitable for any other purpose.



Keith Faber
Auditor of State
Columbus, Ohio

March 16, 2023

This page intentionally left blank.

**NORTH CENTRAL OHIO EDUCATIONAL SERVICE CENTER
SENECA COUNTY**

**SCHEDULE OF FINDINGS
2 CFR § 200.515
JUNE 30, 2022**

1. SUMMARY OF AUDITOR'S RESULTS

(d)(1)(i)	Type of Financial Statement Opinion	Unmodified
(d)(1)(ii)	Were there any material weaknesses in internal control reported at the financial statement level (GAGAS)?	No
(d)(1)(ii)	Were there any significant deficiencies in internal control reported at the financial statement level (GAGAS)?	No
(d)(1)(iii)	Was there any reported material noncompliance at the financial statement level (GAGAS)?	No
(d)(1)(iv)	Were there any material weaknesses in internal control reported for major federal programs?	No
(d)(1)(iv)	Were there any significant deficiencies in internal control reported for major federal programs?	No
(d)(1)(v)	Type of Major Programs' Compliance Opinion	Unmodified
(d)(1)(vi)	Are there any reportable findings under 2 CFR § 200.516(a)?	No
(d)(1)(vii)	Major Programs (list):	Title I Grants to Local Educational Agencies – AL #84.010 Education Stabilization Fund – AL #84.425
(d)(1)(viii)	Dollar Threshold: Type A/B Programs	Type A: > \$ 750,000 Type B: all others
(d)(1)(ix)	Low Risk Auditee under 2 CFR § 200.520?	Yes

**2. FINDINGS RELATED TO THE FINANCIAL STATEMENTS
REQUIRED TO BE REPORTED IN ACCORDANCE WITH GAGAS**

None

3. FINDINGS FOR FEDERAL AWARDS

None

This page intentionally left blank.

OHIO AUDITOR OF STATE KEITH FABER



NORTH CENTRAL OHIO EDUCATIONAL SERVICE CENTER

SENECA COUNTY

AUDITOR OF STATE OF OHIO CERTIFICATION

This is a true and correct copy of the report, which is required to be filed pursuant to Section 117.26, Revised Code, and which is filed in the Office of the Ohio Auditor of State in Columbus, Ohio.



Certified for Release 3/30/2023

88 East Broad Street, Columbus, Ohio 43215
Phone: 614-466-4514 or 800-282-0370

This report is a matter of public record and is available online at
www.ohioauditor.gov