



OHIO AUDITOR OF STATE
KEITH FABER



**NELSONVILLE-YORK CITY SCHOOL DISTRICT
ATHENS COUNTY
JUNE 30, 2022**

TABLE OF CONTENTS

TITLE	PAGE
Independent Auditor's Report	1
Prepared by Management:	
Management's Discussion and Analysis.....	5
Basic Financial Statements:	
Government-wide Financial Statements:	
Statement of Net Position	15
Statement of Activities.....	16
Fund Financial Statements:	
Balance Sheet	
Governmental Funds	17
Reconciliation of Total Governmental Fund Balances to Net Position of Governmental Activities	18
Statement of Revenues, Expenditures and Changes in Fund Balances Governmental Funds	19
Reconciliation of the Statement of Revenues, Expenditures and Changes in Fund Balances of Governmental Funds to the Statement of Activities.....	20
Statement of Revenues, Expenditures and Changes in Fund Balance - Budget and Actual (Non-GAAP Budgetary Basis) General Fund.....	21
Notes to the Basic Financial Statements	23
Required Supplementary Information:	
Schedule of the District's Proportionate Share of the Net Pension Liability School Employees Retirement System (SERS) of Ohio.....	66
Schedule of the District's Proportionate Share of the Net Pension Liability State Teachers Retirement System (STRS) of Ohio	68
Schedule of District Pension Contributions School Employees Retirement System (SERS) of Ohio	70
Schedule of District Pension Contributions State Teachers Retirement System (STRS) of Ohio.....	72
Schedule of the District's Proportionate Share of the Net OPEB Liability School Employees Retirement System (SERS) of Ohio	74

**NELSONVILLE-YORK CITY SCHOOL DISTRICT
ATHENS COUNTY
JUNE 30, 2022**

**TABLE OF CONTENTS
(Continued)**

TITLE	PAGE
Prepared by Management (Continued):	
Schedule of the District's Proportionate Share of the Net OPEB Liability/Asset State Teachers Retirement System (STRS) of Ohio	76
Schedule of District OPEB Contributions School Employees Retirement System (SERS) of Ohio	78
Schedule of District OPEB Contributions State Teachers Retirement System (STRS) of Ohio.....	80
Notes to the Required Supplementary Information	82
Schedule of Expenditures of Federal Awards	85
Notes to the Schedule of Expenditures of Federal Awards	86
Independent Auditor's Report on Internal Control Over Financial Reporting and on Compliance and Other Matters Required by <i>Government Auditing Standards</i>	89
Independent Auditor's Report on Compliance with Requirements Applicable to the Major Federal Program and on Internal Control Over Compliance Required by the Uniform Guidance	91
Schedule of Findings.....	95
Prepared by Management:	
Summary Schedule of Prior Audit Findings	100
Corrective Action Plan	101

OHIO AUDITOR OF STATE KEITH FABER



88 East Broad Street
Columbus, Ohio 43215
ContactUs@ohioauditor.gov
(800) 282-0370

INDEPENDENT AUDITOR'S REPORT

Nelsonville-York City School District
Athens County
2 Buckeye Drive
Nelsonville, Ohio 45764

To the Board of Education:

Report on the Audit of the Financial Statements

Opinions

We have audited the financial statements of the governmental activities, the major fund, and the aggregate remaining fund information of the Nelsonville-York City School District, Athens County, Ohio (the District), as of and for the year ended June 30, 2022, and the related notes to the financial statements, which collectively comprise the District's basic financial statements as listed in the Table of Contents.

In our opinion, the accompanying financial statements referred to above present fairly, in all material respects, the respective financial position of the governmental activities, the major fund, and the aggregate remaining fund information of the Nelsonville-York City School District, Athens County, Ohio, as of June 30, 2022, and the respective changes in financial position thereof and the budgetary comparison for the General Fund for the year then ended in accordance with the accounting principles generally accepted in the United States of America.

Basis for Opinions

We conducted our audit in accordance with auditing standards generally accepted in the United States of America (GAAS) and the standards applicable to financial audits contained in *Government Auditing Standards*, issued by the Comptroller General of the United States. Our responsibilities under those standards are further described in the *Auditor's Responsibilities for the Audit of the Financial Statements* section of our report. We are required to be independent of the District, and to meet our other ethical responsibilities, in accordance with the relevant ethical requirements relating to our audit. We believe that the audit evidence we have obtained is sufficient and appropriate to provide a basis for our audit opinions.

Responsibilities of Management for the Financial Statements

Management is responsible for the preparation and fair presentation of the financial statements in accordance with accounting principles generally accepted in the United States of America, and for the design, implementation, and maintenance of internal control relevant to the preparation and fair presentation of financial statements that are free from material misstatement, whether due to fraud or error.

In preparing the financial statements, management is required to evaluate whether there are conditions or events, considered in the aggregate, that raise substantial doubt about the District's ability to continue as a going concern for twelve months beyond the financial statement date, including any currently known information that may raise substantial doubt shortly thereafter.

Auditor's Responsibilities for the Audit of the Financial Statements

Our objectives are to obtain reasonable assurance about whether the financial statements as a whole are free from material misstatement, whether due to fraud or error, and to issue an auditor's report that includes our opinions. Reasonable assurance is a high level of assurance but is not absolute assurance and therefore is not a guarantee that an audit conducted in accordance with GAAS and *Government Auditing Standards* will always detect a material misstatement when it exists. The risk of not detecting a material misstatement resulting from fraud is higher than for one resulting from error, as fraud may involve collusion, forgery, intentional omissions, misrepresentations, or the override of internal control. Misstatements are considered material if there is a substantial likelihood that, individually or in the aggregate, they would influence the judgment made by a reasonable user based on the financial statements.

In performing an audit in accordance with GAAS and *Government Auditing Standards*, we

- exercise professional judgment and maintain professional skepticism throughout the audit.
- identify and assess the risks of material misstatement of the financial statements, whether due to fraud or error, and design and perform audit procedures responsive to those risks. Such procedures include examining, on a test basis, evidence regarding the amounts and disclosures in the financial statements.
- obtain an understanding of internal control relevant to the audit in order to design audit procedures that are appropriate in the circumstances, but not for the purpose of expressing an opinion on the effectiveness of the District's internal control. Accordingly, no such opinion is expressed.
- evaluate the appropriateness of accounting policies used and the reasonableness of significant accounting estimates made by management, as well as evaluate the overall presentation of the financial statements.
- conclude whether, in our judgment, there are conditions or events, considered in the aggregate, that raise substantial doubt about the District's ability to continue as a going concern for a reasonable period of time.

We are required to communicate with those charged with governance regarding, among other matters, the planned scope and timing of the audit, significant audit findings, and certain internal control-related matters that we identified during the audit.

Required Supplementary Information

Accounting principles generally accepted in the United States of America require that the *Management's Discussion and Analysis*, and Schedules of the District's Net Pension and Other Post-employment Benefit Liabilities and Pension and Other Post-employment Benefit Contributions be presented to supplement the basic financial statements. Such information is the responsibility of management and, although not a part of the basic financial statements, is required by the Governmental Accounting Standards Board who considers it to be an essential part of financial reporting for placing the basic financial statements in an appropriate operational, economic, or historical context. We have applied certain limited procedures to the required supplementary information in accordance with auditing standards generally accepted in the United States of America, which consisted of inquiries of management about the methods of preparing the information and comparing the information for consistency with management's responses to our inquiries, the basic financial statements, and other knowledge we obtained during our audit of the basic financial statements. We do not express an opinion or provide any assurance on the information because the limited procedures do not provide us with sufficient evidence to express an opinion or provide any assurance.

Supplementary information

Our audit was conducted for the purpose of forming opinions on the financial statements that collectively comprise the District's basic financial statements. The Schedule of Expenditures of Federal Awards as required by Title 2 U.S. Code of Federal Regulations (CFR) Part 200, Uniform Administrative Requirements, Cost Principles, and Audit Requirements for Federal Awards is presented for purposes of additional analysis and is not a required part of the basic financial statements.

Such information is the responsibility of management and was derived from and relates directly to the underlying accounting and other records used to prepare the basic financial statements. The information has been subjected to the auditing procedures applied in the audit of the basic financial statements and certain additional procedures, including comparing and reconciling such information directly to the underlying accounting and other records used to prepare the basic financial statements or to the basic financial statements themselves, and other additional procedures in accordance with auditing standards generally accepted in the United States of America. In our opinion, the identify accompanying supplementary information is fairly stated, in all material respects, in relation to the basic financial statements as a whole.

Other Reporting Required by Government Auditing Standards

In accordance with *Government Auditing Standards*, we have also issued our report dated April 19, 2023, on our consideration of the District's internal control over financial reporting and our tests of its compliance with certain provisions of laws, regulations, contracts and grant agreements and other matters. The purpose of that report is solely to describe the scope of our testing of internal control over financial reporting and compliance and the results of that testing, and not to provide an opinion on the effectiveness of the District's internal control over financial reporting or on compliance. That report is an integral part of an audit performed in accordance with *Government Auditing Standards* in considering the District's internal control over financial reporting and compliance.



Keith Faber
Auditor of State
Columbus, Ohio

April 19, 2023

This page intentionally left blank.

**NELSONVILLE-YORK CITY SCHOOL DISTRICT
ATHENS COUNTY, OHIO**

**MANAGEMENT'S DISCUSSION AND ANALYSIS
FOR THE FISCAL YEAR ENDED JUNE 30, 2022
(UNAUDITED)**

The management's discussion and analysis of the Nelsonville-York City School District's ("the District") financial performance provides an overall review of the District's financial activities for the fiscal year ended June 30, 2022. The intent of this discussion and analysis is to look at the District's financial performance as a whole; readers should also review the basic financial statements and the notes to the basic financial statements to enhance their understanding of the District's financial performance.

Financial Highlights

Key financial highlights for fiscal year 2022 are as follows:

- The District's net position of governmental activities increased \$2,453,255 which represents a 186.61% increase from 2021's net position.
- General revenues accounted for \$13,620,794 in revenue or 70.66% of all revenues. Program specific revenues in the form of charges for services and sales and grants and contributions accounted for \$5,654,667 or 29.34% of total revenues of \$19,275,461.
- The District had \$16,822,206 in expenses related to governmental activities; only \$5,654,667 of these expenses was offset by program specific charges for services, grants or contributions. General revenues supporting governmental activities (primarily taxes and unrestricted grants and entitlements) of \$13,620,794 were adequate to provide for these programs.
- The District's major governmental fund is the general fund. The general fund had \$14,841,477 in revenues and \$14,788,656 in expenditures. During fiscal year 2022, the general fund's fund balance increased \$52,821 from \$5,096,998 to \$5,149,819.

Using the Basic Financial Statements

This annual report consists of a series of financial statements and notes to those statements. These statements are organized so the reader can understand the District as a financial whole, an entire operating entity. The statements then proceed to provide an increasingly detailed look at specific financial activities.

The statement of net position and statement of activities provide information about the activities of the whole District, presenting both an aggregate view of the District's finances and a longer-term view of those finances. Fund financial statements provide the next level of detail. For governmental funds, these statements tell how services were financed in the short-term as well as what remains for future spending. The fund financial statements also look at the District's most significant funds with all other nonmajor funds presented in total in one column. In the case of the District, the general fund is the only governmental fund reported as a major fund.

Reporting the District as a Whole

Statement of Net Position and the Statement of Activities

While this document contains the large number of funds used by the District to provide programs and activities, the view of the District as a whole looks at all financial transactions and asks the question, "How did we do financially during 2022?" The statement of net position and the statement of activities answer this question. These statements include all assets, deferred outflows, liabilities, deferred inflows, revenues and expenses using the accrual basis of accounting similar to the accounting used by most private-sector companies. This basis of accounting will take into account all of the current year's revenues and expenses regardless of when cash is received or paid.

**NELSONVILLE-YORK CITY SCHOOL DISTRICT
ATHENS COUNTY, OHIO**

**MANAGEMENT'S DISCUSSION AND ANALYSIS
FOR THE FISCAL YEAR ENDED JUNE 30, 2022
(UNAUDITED)**

These two statements report the District's net position and changes in net position. This change in net position is important because it tells the reader that, for the District as a whole, the financial position of the District has improved or diminished. The causes of this change may be the result of many factors, some financial, some not. Non-financial factors include the District's property tax base, current property tax laws in Ohio restricting revenue growth, facility conditions, required educational programs and other factors.

In the statement of net position and the statement of activities, the governmental activities include the District's programs and services, including instruction, support services, operation and maintenance of plant, pupil transportation, extracurricular activities, and food service operations.

Reporting the District's Most Significant Funds

Fund Financial Statements

Fund financial reports provide detailed information about the District's major funds. The District uses many funds to account for a multitude of financial transactions. However, these fund financial statements focus on the District's most significant funds. The District's major governmental fund is the general fund.

Governmental Funds

Most of the District's activities are reported in governmental funds, which focus on how money flows into and out of those funds and the balances left at year-end available for spending in future periods. These funds are reported using an accounting method called modified accrual accounting, which measures cash and all other financial assets that can readily be converted to cash. The governmental fund financial statements provide a detailed short-term view of the District's general government operations and the basic services it provides. Governmental fund information helps you determine whether there are more or fewer financial resources that can be spent in the near future to finance educational programs. The relationship (or differences) between governmental activities (reported in the statement of net position and the statement of activities) and governmental funds is reconciled in the basic financial statements.

Notes to the Basic Financial Statements

The notes provide additional information that is essential to a full understanding of the data provided in the government-wide and fund financial statements.

Required Supplementary Information

In addition to the basic financial statements and accompanying notes, this report also presents certain required supplementary information concerning the District's net pension liability and net OPEB liability/asset.

**NELSONVILLE-YORK CITY SCHOOL DISTRICT
ATHENS COUNTY, OHIO**

MANAGEMENT'S DISCUSSION AND ANALYSIS
FOR THE FISCAL YEAR ENDED JUNE 30, 2022
(UNAUDITED)

The District as a Whole

The statement of net position provides the perspective of the District as a whole. The table below provides a summary of the District's net position for June 30, 2022 and June 30, 2021.

	Net Position	
	Governmental Activities 2022	Governmental Activities 2021
<u>Assets</u>		
Current and other assets	\$ 11,872,207	\$ 11,984,311
Net OPEB asset	1,141,104	926,115
Capital assets, net	14,744,422	14,063,148
Total assets	27,757,733	26,973,574
<u>Deferred outflows of resources</u>		
Unamortized deferred charges on debt refunding	45,927	59,143
Pensions	3,915,431	3,082,829
OPEB	408,303	456,862
Total deferred outflows of resources	4,369,661	3,598,834
<u>Liabilities</u>		
Current liabilities	1,952,701	1,692,918
Long-term liabilities:		
Due within one year	489,491	433,674
Due in more than one year:		
Net pension liability	9,098,576	16,736,090
Net OPEB liability	1,145,415	1,290,959
Other amounts	3,427,439	3,762,143
Total liabilities	16,113,622	23,915,784
<u>Deferred inflows of resources</u>		
Property taxes levied for next fiscal year	2,651,744	2,927,119
Pensions	7,523,052	523,130
OPEB	2,071,075	1,891,729
Total deferred inflows of resources	12,245,871	5,341,978
<u>Net position</u>		
Net investment in capital assets	11,812,800	10,829,814
Restricted	1,766,094	1,842,345
Unrestricted (deficit)	(9,810,993)	(11,357,513)
Total net position	\$ 3,767,901	\$ 1,314,646

The net pension liability is reported pursuant to Governmental Accounting Standards Board (GASB) Statement 68, "Accounting and Financial Reporting for Pensions—an Amendment of GASB Statement 27." The net other postemployment benefits (OPEB) liability/asset is reported pursuant to GASB Statement 75, "Accounting and Financial Reporting for Postemployment Benefits Other Than Pensions." For reasons discussed below, many end users of this financial statement will gain a clearer understanding of the District's actual financial condition by adding deferred inflows related to pension and OPEB, the net pension liability, and the net OPEB liability to the reported net position and subtracting deferred outflows related to pension and OPEB and the net OPEB asset.

**NELSONVILLE-YORK CITY SCHOOL DISTRICT
ATHENS COUNTY, OHIO**

MANAGEMENT'S DISCUSSION AND ANALYSIS
FOR THE FISCAL YEAR ENDED JUNE 30, 2022
(UNAUDITED)

GASB standards are national and apply to all government financial reports prepared in accordance with generally accepted accounting principles. Prior accounting for pensions (GASB 27) and postemployment benefits (GASB 45) focused on a funding approach. This approach limited pension and OPEB costs to contributions annually required by law, which may or may not be sufficient to fully fund each plan's *net pension liability* or *net OPEB liability*. GASB 68 and GASB 75 take an earnings approach to pension and OPEB accounting; however, the nature of Ohio's statewide pension/OPEB plans and state law governing those systems requires additional explanation in order to properly understand the information presented in these statements.

GASB 68 and GASB 75 require the net pension liability and the net OPEB liability to equal the District's proportionate share of each plan's collective:

1. Present value of estimated future pension/OPEB benefits attributable to active and inactive employees' past service.
2. Minus plan assets available to pay these benefits.

GASB notes that pension and OPEB obligations, whether funded or unfunded, are part of the "employment exchange" – that is, the employee is trading his or her labor in exchange for wages, benefits, and the promise of a future pension and other postemployment benefits. GASB noted that the unfunded portion of this promise is a present obligation of the government, part of a bargained-for benefit to the employee, and should accordingly be reported by the government as a liability since they received the benefit of the exchange. However, the District is not responsible for certain key factors affecting the balance of these liabilities. In Ohio, the employee shares the obligation of funding pension benefits with the employer. Both employer and employee contribution rates are capped by State statute. A change in these caps requires action of both Houses of the General Assembly and approval of the Governor. Benefit provisions are also determined by State statute. The Ohio Revised Code permits, but does not require, the retirement systems to provide healthcare to eligible benefit recipients. The retirement systems may allocate a portion of the employer contributions to provide for these OPEB benefits.

The employee enters the employment exchange with the knowledge that the employer's promise is limited not by contract but by law. The employer enters the exchange also knowing that there is a specific, legal limit to its contribution to the retirement system. In Ohio, there is no legal means to enforce the unfunded liability of the pension/OPEB plan as against the public employer. State law operates to mitigate/lessen the moral obligation of the public employer to the employee, because all parties enter the employment exchange with notice as to the law. The retirement system is responsible for the administration of the pension and OPEB plans.

Most long-term liabilities have set repayment schedules or, in the case of compensated absences (i.e. sick and vacation leave), are satisfied through paid time-off or termination payments. There is no repayment schedule for the net pension liability or the net OPEB liability. As explained above, changes in benefits, contribution rates, and return on investments affect the balance of these liabilities but are outside the control of the local government. In the event that contributions, investment returns, and other changes are insufficient to keep up with required payments, State statute does not assign/identify the responsible party for the unfunded portion. Due to the unique nature of how the net pension liability and the net OPEB liability are satisfied, these liabilities are separately identified within the long-term liability section of the statement of net position.

In accordance with GASB 68 and GASB 75, the District's statements prepared on an accrual basis of accounting include an annual pension expense and an annual OPEB expense for their proportionate share of each plan's change in net pension liability and net OPEB liability, respectively, not accounted for as deferred inflows/outflows.

Over time, net position can serve as a useful indicator of a government's financial position. At June 30, 2022, the District's assets and deferred outflows of resources exceeded liabilities and deferred inflows of resources by \$3,767,901.

Total assets include a net OPEB asset reported by STRS. See Note 13 for more detail.

**NELSONVILLE-YORK CITY SCHOOL DISTRICT
ATHENS COUNTY, OHIO**

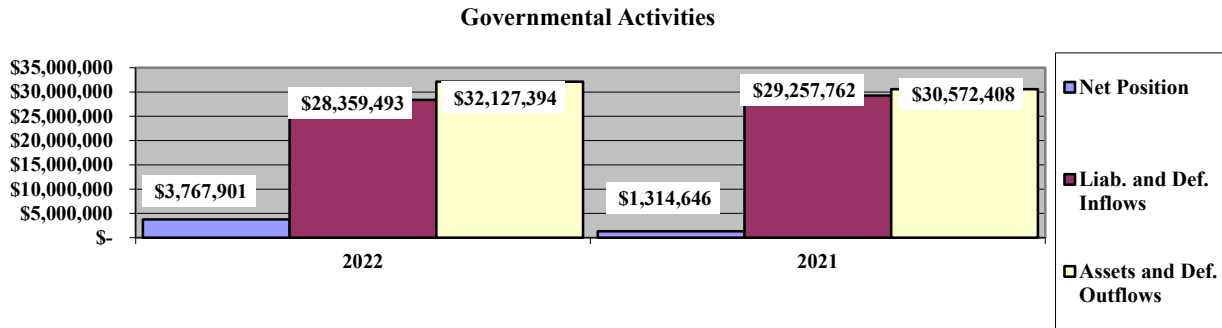
**MANAGEMENT'S DISCUSSION AND ANALYSIS
FOR THE FISCAL YEAR ENDED JUNE 30, 2022
(UNAUDITED)**

At year-end, capital assets represented 53.12% of total assets. Capital assets include land, land improvements, buildings and improvements, furniture, fixtures and equipment and vehicles. The District's net investment in capital assets at June 30, 2022, was \$11,812,800. These capital assets are used to provide services to the students and are not available for future spending. Although the District's investment in capital assets is reported net of related debt, it should be noted that the resources to repay the debt must be provided from other sources, since capital assets may not be used to liquidate these liabilities.

Long-term liabilities decreased for the District primarily because of a decrease in the net pension liability. These liabilities are outside of the control of the District. The District contributes its statutorily required contributions to the pension systems; however, it's the pension systems that collect, hold and distribute pensions and OPEB to District employees, not the District.

A portion of the District's net position, \$1,766,094, represents resources that are subject to external restriction on how they may be used. The remaining balance of unrestricted net position was a deficit of \$9,810,993. The deficit balance in unrestricted net position was the result of reporting the net pension liability required by GASB 68.

The graph below illustrates the District's governmental activities assets plus deferred outflows, liabilities plus deferred inflows and net position at June 30, 2022 and 2021.



The table below shows the changes in net position for governmental activities between fiscal years 2022 and 2021.

Change in Net Position

	Governmental Activities <u>2022</u>	Governmental Activities <u>2021</u>
Revenues		
Program revenues:		
Charges for services and sales	\$ 321,901	\$ 943,826
Operating grants and contributions	5,332,766	3,942,403
Capital grants and contributions	-	62,691
General revenues:		
Property taxes	3,339,139	3,405,403
Grants and entitlements	10,284,845	9,946,952
Investment earnings	(66,530)	12,235
Other	63,340	56,154
Total revenues	<u>19,275,461</u>	<u>18,369,664</u>

- Continued

**NELSONVILLE-YORK CITY SCHOOL DISTRICT
ATHENS COUNTY, OHIO**

MANAGEMENT'S DISCUSSION AND ANALYSIS
FOR THE FISCAL YEAR ENDED JUNE 30, 2022
(UNAUDITED)

Change in Net Position (Continued)

	Governmental Activities <u>2022</u>	Governmental Activities <u>2021</u>
<u>Expenses</u>		
Program expenses:		
Instruction:		
Regular	\$ 6,684,285	\$ 7,852,602
Special	2,737,600	2,928,198
Vocational	395,494	431,041
Other	63,693	74,460
Support services:		
Pupil	678,087	867,448
Instructional staff	676,638	599,553
Board of education	73,071	64,756
Administration	1,260,858	1,351,639
Fiscal	400,403	429,597
Operations and maintenance	1,294,812	1,361,944
Pupil transportation	968,552	947,973
Operation of non-instructional services:		
Food service operations	794,086	601,876
Other non-instructional services	30,370	27,633
Extracurricular activities	351,922	345,558
Interest and fiscal charges	96,297	115,540
Unallocated depreciation	<u>316,038</u>	<u>314,369</u>
Total expenses	<u>16,822,206</u>	<u>18,314,187</u>
Change in net position	2,453,255	55,477
Net position at beginning of year	<u>1,314,646</u>	<u>1,259,169</u>
Net position at end of year	<u>\$ 3,767,901</u>	<u>\$ 1,314,646</u>

Governmental Activities

Net position of the District's governmental activities increased \$2,453,255. Total governmental expenses of \$16,822,206 were offset by program revenues of \$5,654,667 and general revenues of \$13,620,794. Program revenues supported 33.61% of the total governmental expenses.

The primary sources of revenue for governmental activities are derived from property taxes, and unrestricted grants and entitlements. These revenue sources represent 70.68% of total governmental revenue.

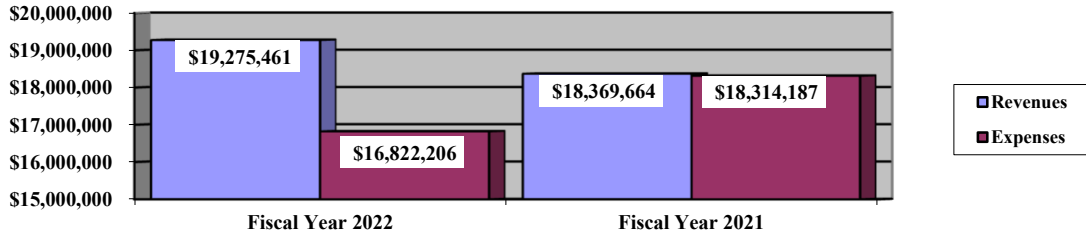
The District's revenue increased by \$905,797 in fiscal year 2022. This was primarily due to increased operating grants and grants and entitlements.

Overall, expenses of the governmental activities decreased \$1,491,981 or 8.15%. This decrease is primarily the result of decreases in regular, special, pupil, and operations and maintenance in fiscal year 2022.

**NELSONVILLE-YORK CITY SCHOOL DISTRICT
ATHENS COUNTY, OHIO**

MANAGEMENT'S DISCUSSION AND ANALYSIS
FOR THE FISCAL YEAR ENDED JUNE 30, 2022
(UNAUDITED)

Governmental Activities - Revenues and Expenses



The statement of activities shows the cost of program services and the charges for services and grants offsetting those services. The following table shows, for governmental activities, the total cost of services and the net cost of services. That is, it identifies the cost of these services supported by tax revenue and unrestricted State grants and entitlements.

Governmental Activities

	Total Cost of Services <u>2022</u>	Net Cost of Services <u>2022</u>	Total Cost of Services <u>2021</u>	Net Cost of Services <u>2021</u>
Program expenses				
Instruction:				
Regular	\$ 6,684,285	\$ 5,987,117	\$ 7,852,602	\$ 6,112,879
Special	2,737,600	1,096,897	2,928,198	1,450,429
Vocational	395,494	315,968	431,041	344,956
Other	63,693	(181,632)	74,460	33,998
Support services:				
Pupil	678,087	397,965	867,448	345,905
Instructional staff	676,638	497,700	599,553	462,505
Board of education	73,071	73,071	64,756	64,756
Administration	1,260,858	1,135,896	1,351,639	1,235,986
Fiscal	400,403	400,403	429,597	429,597
Operations and maintenance	1,294,812	743,080	1,361,944	1,287,643
Pupil transportation	968,552	264,193	947,973	860,529
Operation of non-instructional services:				
Food service operations	794,086	(127,906)	601,876	48,571
Other non-instructional services	30,370	(40,488)	27,633	27,633
Extracurricular activities	351,922	192,940	345,558	229,971
Interest and fiscal charges	96,297	96,297	115,540	115,540
Unallocated depreciation	316,038	316,038	314,369	314,369
Total expenses	<u>\$ 16,822,206</u>	<u>\$ 11,167,539</u>	<u>\$ 18,314,187</u>	<u>\$ 13,365,267</u>

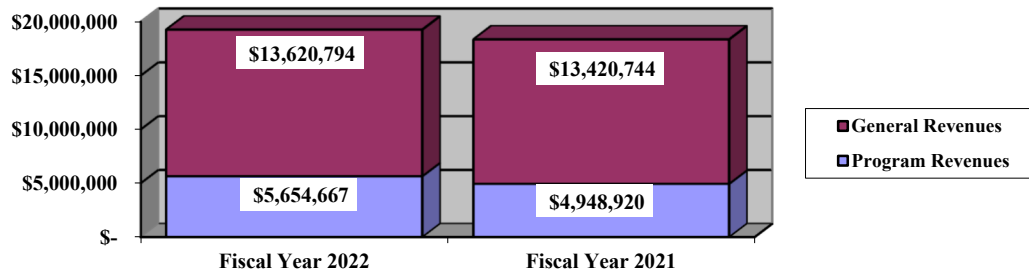
The dependence upon tax and other general revenues for governmental activities is apparent as 73.05% of instructional activities are supported through taxes and other general revenues. For all governmental activities, general revenue support is 66.39%. The District's taxpayers and unrestricted grants and entitlements from the State are by far the primary support for District's students.

The graph that follows presents the District's governmental activities revenue for fiscal years 2022 and 2021.

**NELSONVILLE-YORK CITY SCHOOL DISTRICT
ATHENS COUNTY, OHIO**

MANAGEMENT'S DISCUSSION AND ANALYSIS
FOR THE FISCAL YEAR ENDED JUNE 30, 2022
(UNAUDITED)

Governmental Activities - General and Program Revenues



The District's Funds

The District's governmental funds reported a combined fund balance of \$6,709,287, which is less than last year's total of \$6,815,236. The schedule below indicates the fund balance and the total change in fund balance as of June 30, 2022 and 2021.

	Fund Balance June 30, 2022	Fund Balance June 30, 2021	Change
Major funds:			
General	\$ 5,149,819	\$ 5,096,998	\$ 52,821
Other governmental	1,559,468	1,718,238	(158,770)
Total	<u>\$ 6,709,287</u>	<u>\$ 6,815,236</u>	<u>\$ (105,949)</u>

General Fund

The District's general fund's fund balance increased \$52,821.

The table that follows assists in illustrating the financial activities and fund balance of the general fund.

	2022 <u>Amount</u>	2021 <u>Amount</u>	Percentage <u>Change</u>
<u>Revenues</u>			
Taxes	\$ 3,077,779	\$ 3,097,620	(0.64) %
Tuition and fees	178,875	851,120	(78.98) %
Earnings on investments	(66,329)	13,222	(601.66) %
Intergovernmental	11,587,812	10,995,361	5.39 %
Other revenues	63,340	57,824	9.54 %
Total	<u>\$ 14,841,477</u>	<u>\$ 15,015,147</u>	(1.16) %
<u>Expenditures</u>			
Instruction	\$ 9,194,039	\$ 9,050,778	1.58 %
Support services	4,968,632	4,660,133	6.62 %
Operation of non-instructional services	13,170	27,633	(52.34) %
Extracurricular activities	215,639	207,307	4.02 %
Facilities acquisition and construction	245,353	106,125	131.19 %
Debt service	151,823	153,616	(1.17) %
Total	<u>\$ 14,788,656</u>	<u>\$ 14,205,592</u>	4.10 %

**NELSONVILLE-YORK CITY SCHOOL DISTRICT
ATHENS COUNTY, OHIO**

MANAGEMENT'S DISCUSSION AND ANALYSIS
FOR THE FISCAL YEAR ENDED JUNE 30, 2022
(UNAUDITED)

Earnings on investments decreased \$79,551 or 601.66% due to poor market conditions during fiscal year 2022. For fiscal year 2022, District foundation funding received from the State of Ohio was funded using a direct funding model. Under this new model, community school, STEM school, scholarship, and open enrollment funding were directly funded by the State of Ohio to the respective educating schools. For fiscal year 2021 and prior, the amounts related to students who were residents of the District were funded to the District who, in turn, made the payment to the educating school. This change in funding model resulted in a significant decrease in the amount of charges for services and sales program revenue for fiscal year 2022 compared to fiscal year 2021. This change in funding model also resulted in an increase in unrestricted grants and entitlements general revenues. Intergovernmental revenue increased by \$592,451 or 5.39% due primarily to a greater amount of grant revenue received during fiscal year 2022. All other revenues remained consistent with the prior year. Total revenue decreased 1.16% from fiscal year 2021.

Expenditures increased 4.10% from fiscal year 2021. General fund support services expenditures increased by \$308,499 or 6.62%. The largest increase in support services came from instructional staff expenditures. Facilities acquisition and construction increased by 131.19% due to a greater amount of construction and asset purchases in fiscal year 2022. All other expenditures remained consistent with the prior year.

General Fund Budgeting Highlights

The District's budget is prepared according to Ohio law and is based on accounting for certain transactions on a basis of cash receipts, disbursements and encumbrances. The most significant budgeted fund is the general fund.

During the course of fiscal year 2022, the District amended its general fund budget numerous times. For the general fund, original budgeted revenues and other financing sources were \$15,435,000 and final budgeted revenues and other financing sources were decreased to \$14,986,817. Actual revenues and other financing sources for fiscal year 2022 was \$14,989,330. This represents a \$2,513 increase from the final budgeted revenues and other financing sources.

General fund original appropriations (appropriated expenditures plus other financing uses) of \$15,708,377 were increased to \$17,115,222 in the final budget. The actual budget basis expenditures for fiscal year 2022 totaled \$14,947,013, which was \$2,168,209 less than the final budget appropriations.

Capital Assets and Debt Administration

Capital Assets

At the end of fiscal year 2022, the District had \$14,744,422 invested in land, land improvements, buildings and improvements, furniture, fixtures and equipment, and vehicles. This entire amount is reported in governmental activities. The following table shows June 30, 2022 balances compared to June 30, 2021:

Capital Assets at June 30 (Net of Depreciation)		
<u>Governmental Activities</u>		
	<u>2022</u>	<u>2021</u>
Land	\$ 135,512	\$ 135,512
Land improvements	530,892	593,514
Building and improvements	13,199,264	12,455,415
Furniture, fixtures and equipment	419,180	408,420
Vehicles	<u>459,574</u>	<u>470,287</u>
Total	<u>\$ 14,744,422</u>	<u>\$ 14,063,148</u>

Total additions during fiscal year 2022 were \$1,501,717. The total depreciation expense for fiscal year 2022 was \$820,443, and the District had no disposals for fiscal year 2022.

See Note 8 to the basic financial statements for additional information on the District's capital assets.

**NELSONVILLE-YORK CITY SCHOOL DISTRICT
ATHENS COUNTY, OHIO**

**MANAGEMENT'S DISCUSSION AND ANALYSIS
FOR THE FISCAL YEAR ENDED JUNE 30, 2022
(UNAUDITED)**

Debt Administration

At June 30, 2022, the District had \$2,867,565 in general obligation bonds, leases payable, and notes payable outstanding. Of this total, \$352,565 is due within one year and \$2,515,000 is due in greater than one year. The following table summarizes the bonds, note and lease-purchase agreement outstanding.

Outstanding Debt, at Year End

	Governmental Activities <u>2022</u>	Governmental Activities <u>2021</u>
General obligation bonds	\$ 2,715,000	\$ 2,915,000
Note payable	90,000	175,000
Lease payable	<u>62,565</u>	<u>123,704</u>
Total	<u>\$ 2,867,565</u>	<u>\$ 3,213,704</u>

See Note 9 to the basic financial statements for additional information on the District's debt administration.

Current Financial Related Activities

State Budget:

The District is largely dependent upon state funding. Nearly 75% of the District's general fund revenues come from the State. State foundation funding is driven by student enrollment and by comparing the District's property wealth and income wealth of their residents to that of other districts in the state. The District will be funded for fiscal year 2022 and 2023 based upon actual student enrollment.

Local Revenue:

Local taxes are a smaller component of the District's revenues. There continues to be limited growth in local revenue for the District.

Staffing:

The Board negotiated a new contract with certified staff that expires in August 2023. The contract calls for a 4% increase for fiscal year 2022 and a 3% increase for fiscal year 2023. The Board's new negotiated agreement with the classified staff expires in August 2024. The classified staff negotiated agreement includes a \$1.00/hour increase for fiscal year 2022 and a \$0.75/hour increase for fiscal year 2023 and fiscal year 2024. The Board also approved moving the building principal contracts to 12-month positions which resulted in higher-than-normal salary increases for fiscal year 2022 for those positions.

Health Insurance:

Health insurance is a growing expense for all districts. The District did negotiate to include the option of a High Deductible Health Care Plan in the teachers' contract and also in the classified negotiated agreement. The District continues to look to other ways to help maintain these costs, whether this be by negotiating increases in co-pays and deductibles, or reducing future salary increases to pay for increased insurance costs.

Contacting the District's Financial Management

This financial report is designed to provide our citizens, taxpayers, investors and creditors with a general overview of the District's finances and to show the District's accountability for the money it receives. If you have questions about this report or need additional financial information contact Sandi Hurd, Treasurer, Nelsonville-York City School District, 2 Buckeye Drive, Nelsonville, Ohio 45764.

**NELSONVILLE-YORK CITY SCHOOL DISTRICT
ATHENS COUNTY, OHIO**

STATEMENT OF NET POSITION
JUNE 30, 2022

	Governmental Activities
Assets:	
Equity in pooled cash and investments	\$ 8,173,806
Receivables:	
Property taxes	3,253,058
Accounts	464
Accrued interest	8,606
Intergovernmental	346,681
Prepayments	88,512
Materials and supplies inventory	1,080
Net OPEB asset	1,141,104
Capital assets:	
Nondepreciable capital assets	135,512
Depreciable capital assets, net	14,608,910
Capital assets, net	14,744,422
Total assets	27,757,733
Deferred outflows of resources:	
Unamortized deferred charges on debt refunding	45,927
Pension	3,915,431
OPEB	408,303
Total deferred outflows of resources	4,369,661
Liabilities:	
Accounts payable	97,817
Contracts payable	7,437
Accrued wages and benefits payable	1,522,463
Intergovernmental payable	64,954
Pension and postemployment benefits payable	251,124
Accrued interest payable	8,906
Long-term liabilities:	
Due within one year	489,491
Due in more than one year:	
Net pension liability	9,098,576
Net OPEB liability	1,145,415
Other amounts due in more than one year	3,427,439
Total liabilities	16,113,622
Deferred inflows of resources:	
Property taxes levied for the next fiscal year	2,651,744
Pension	7,523,052
OPEB	2,071,075
Total deferred inflows of resources	12,245,871
Net position:	
Net investment in capital assets	11,812,800
Restricted for:	
Capital projects	23
Classroom facilities maintenance	313,933
Debt service	482,252
State funded programs	363,329
Federally funded programs	6,890
Food service operations	138,885
Extracurricular	99,403
Other purposes	361,379
Unrestricted (deficit)	(9,810,993)
Total net position	\$ 3,767,901

SEE ACCOMPANYING NOTES TO THE BASIC FINANCIAL STATEMENTS

**NELSONVILLE-YORK CITY SCHOOL DISTRICT
ATHENS COUNTY, OHIO**

STATEMENT OF ACTIVITIES
FOR THE FISCAL YEAR ENDED JUNE 30, 2022

		Program Revenues		Net (Expense) Revenue and Changes in Net Position
	Expenses	Charges for Services and Sales	Operating Grants and Contributions	Governmental Activities
Governmental activities:				
Instruction:				
Regular	\$ 6,684,285	\$ 91,101	\$ 606,067	\$ (5,987,117)
Special	2,737,600	93,189	1,547,514	(1,096,897)
Vocational	395,494	-	79,526	(315,968)
Other	63,693	-	245,325	181,632
Support services:				
Pupil	678,087	-	280,122	(397,965)
Instructional staff	676,638	-	178,938	(497,700)
Board of education	73,071	-	-	(73,071)
Administration	1,260,858	-	124,962	(1,135,896)
Fiscal	400,403	-	-	(400,403)
Operations and maintenance	1,294,812	-	551,732	(743,080)
Pupil transportation	968,552	-	704,359	(264,193)
Operation of non-instructional services:				
Food service operations	794,086	-	921,992	127,906
Other non-instructional services	30,370	-	70,858	40,488
Extracurricular activities	351,922	137,611	21,371	(192,940)
Interest and fiscal charges	96,297	-	-	(96,297)
Unallocated depreciation	316,038	-	-	(316,038)
Totals	\$ 16,822,206	\$ 321,901	\$ 5,332,766	(11,167,539)
General revenues:				
Property taxes levied for:				
				3,027,620
				259,667
				51,852
				10,284,845
				(66,530)
				63,340
				13,620,794
				2,453,255
				1,314,646
				\$ 3,767,901

SEE ACCOMPANYING NOTES TO THE BASIC FINANCIAL STATEMENTS

**NELSONVILLE-YORK CITY SCHOOL DISTRICT
ATHENS COUNTY, OHIO**

BALANCE SHEET
GOVERNMENTAL FUNDS
JUNE 30, 2022

	General	Nonmajor Governmental Funds	Total Governmental Funds
Assets:			
Equity in pooled cash and investments	\$ 6,413,467	\$ 1,760,339	\$ 8,173,806
Receivables:			
Property taxes	3,062,082	190,976	3,253,058
Accounts	164	300	464
Accrued interest	7,853	753	8,606
Interfund loans	133,700	-	133,700
Intergovernmental	12,833	333,848	346,681
Prepayments	88,373	139	88,512
Materials and supplies inventory	-	1,080	1,080
Total assets	\$ 9,718,472	\$ 2,287,435	\$ 12,005,907
Liabilities:			
Accounts payable	\$ 36,711	\$ 61,106	\$ 97,817
Contracts payable	7,437	-	7,437
Accrued wages and benefits payable	1,372,650	149,813	1,522,463
Compensated absences payable	22,975	-	22,975
Intergovernmental payable	50,937	14,017	64,954
Pension and postemployment benefits payable	236,913	14,211	251,124
Interfund loans payable	-	133,700	133,700
Total liabilities	1,727,623	372,847	2,100,470
Deferred inflows of resources:			
Property taxes levied for the next fiscal year	2,510,211	141,533	2,651,744
Delinquent property tax revenue not available	330,625	25,248	355,873
Intergovernmental revenue not available	-	188,339	188,339
Accrued interest not available	194	-	194
Total deferred inflows of resources	2,841,030	355,120	3,196,150
Fund balances:			
Nonspendable:			
Materials and supplies inventory	-	1,080	1,080
Prepays	88,373	139	88,512
Restricted:			
Debt service	-	471,231	471,231
Capital improvements	-	23	23
Classroom facilities maintenance	-	308,454	308,454
Food service operations	-	148,890	148,890
State funded programs	-	346,472	346,472
Extracurricular	-	99,403	99,403
Scholarships	-	241,966	241,966
Other purposes	-	119,413	119,413
Assigned:			
Student instruction	65,670	-	65,670
Student and staff support	79,705	-	79,705
Extracurricular activities	600	-	600
Facilities acquisition and construction	89,872	-	89,872
Subsequent year's appropriations	1,269,268	-	1,269,268
Unassigned (deficit)	3,556,331	(177,603)	3,378,728
Total fund balances	5,149,819	1,559,468	6,709,287
Total liabilities, deferred inflows and fund balances	\$ 9,718,472	\$ 2,287,435	\$ 12,005,907

SEE ACCOMPANYING NOTES TO THE BASIC FINANCIAL STATEMENTS

**NELSONVILLE-YORK CITY SCHOOL DISTRICT
ATHENS COUNTY, OHIO**

RECONCILIATION OF TOTAL GOVERNMENTAL FUND BALANCES TO
NET POSITION OF GOVERNMENTAL ACTIVITIES
JUNE 30, 2022

Total governmental fund balances		\$	6,709,287
<i>Amounts reported for governmental activities on the statement of net position are different because:</i>			
Capital assets used in governmental activities are not financial resources and therefore are not reported in the funds.			14,744,422
Other long-term assets are not available to pay for current-period expenditures and therefore are deferred inflows in the funds.			
Property taxes receivable	\$	355,873	
Accrued interest receivable		194	
Intergovernmental receivable		188,339	
Total		544,406	544,406
Unamortized premiums on bonds issued are not recognized in the funds.			(172,549)
Unamortized amounts on refundings are not recognized in the funds.			45,927
Accrued interest payable is not due and payable in the current period and therefore is not reported in the funds.			(8,906)
The net pension/OPEB assets & liabilities are not due and payable in the current period; therefore, the assets, liabilities and related deferred inflows/outflows are not reported in governmental funds.			
Deferred outflows - pension		3,915,431	
Deferred inflows - pension		(7,523,052)	
Net pension liability		(9,098,576)	
Deferred outflows - OPEB		408,303	
Deferred inflows - OPEB		(2,071,075)	
Net OPEB asset		1,141,104	
Net OPEB liability		(1,145,415)	
Total		(14,373,280)	(14,373,280)
Long-term liabilities, including bonds payable, notes, and leases are not due and payable in the current period and therefore are not reported in the funds.			
General obligation bonds		(2,715,000)	
Lease payable		(62,565)	
Compensated absences		(853,841)	
Notes payable		(90,000)	
Total		(3,721,406)	(3,721,406)
Net position of governmental activities		<u>\$</u>	<u>3,767,901</u>

SEE ACCOMPANYING NOTES TO THE BASIC FINANCIAL STATEMENTS

**NELSONVILLE-YORK CITY SCHOOL DISTRICT
ATHENS COUNTY, OHIO**

STATEMENT OF REVENUES, EXPENDITURES AND CHANGES IN FUND BALANCES
GOVERNMENTAL FUNDS
FOR THE FISCAL YEAR ENDED JUNE 30, 2022

	<u>General</u>	<u>Nonmajor Governmental Funds</u>	<u>Total Governmental Funds</u>
Revenues:			
Property taxes	\$ 3,077,779	\$ 313,051	\$ 3,390,830
Intergovernmental	11,587,812	3,900,576	15,488,388
Investment earnings	(66,329)	843	(65,486)
Tuition and fees	178,875	5,415	184,290
Extracurricular	-	137,611	137,611
Contributions and donations	65	12,750	12,815
Miscellaneous	63,275	72,907	136,182
Total revenues	<u>14,841,477</u>	<u>4,443,153</u>	<u>19,284,630</u>
Expenditures:			
Current:			
Instruction:			
Regular	6,332,264	599,098	6,931,362
Special	2,407,780	560,995	2,968,775
Vocational	440,749	-	440,749
Other	13,246	59,550	72,796
Support services:			
Pupil	614,450	151,736	766,186
Instructional staff	559,185	145,578	704,763
Board of education	74,511	-	74,511
Administration	1,286,637	129,145	1,415,782
Fiscal	438,783	5,875	444,658
Operations and maintenance	1,140,529	154,074	1,294,603
Pupil transportation	854,537	180,245	1,034,782
Operation of non-instructional services:			
Food service operations	-	823,888	823,888
Other non-instructional services	13,170	17,200	30,370
Extracurricular activities	215,639	153,679	369,318
Facilities acquisition and construction	245,353	1,312,885	1,558,238
Debt service:			
Principal retirement	146,139	200,000	346,139
Interest and fiscal charges	5,684	107,975	113,659
Total expenditures	<u>14,788,656</u>	<u>4,601,923</u>	<u>19,390,579</u>
Net change in fund balances	52,821	(158,770)	(105,949)
Fund balances at beginning of year	<u>5,096,998</u>	<u>1,718,238</u>	<u>6,815,236</u>
Fund balances at end of year	<u>\$ 5,149,819</u>	<u>\$ 1,559,468</u>	<u>\$ 6,709,287</u>

SEE ACCOMPANYING NOTES TO THE BASIC FINANCIAL STATEMENTS

**NELSONVILLE-YORK CITY SCHOOL DISTRICT
ATHENS COUNTY, OHIO**

RECONCILIATION OF THE STATEMENT OF REVENUES, EXPENDITURES
AND CHANGES IN FUND BALANCES OF GOVERNMENTAL FUNDS
TO THE STATEMENT OF ACTIVITIES
FOR THE FISCAL YEAR ENDED JUNE 30, 2022

Net change in fund balances - total governmental funds	\$	(105,949)
<i>Amounts reported for governmental activities in the statement of activities are different because:</i>		
Governmental funds report capital outlays as expenditures. However, in the statement of activities, the cost of those assets is allocated over their estimated useful lives as depreciation expense.		
Capital asset additions	\$ 1,501,717	
Current year depreciation	(820,443)	
Total		681,274
Revenues in the statement of activities that do not provide current financial resources are not reported as revenues in the funds.		
Property taxes	(51,691)	
Earnings on investments	(201)	
Intergovernmental	42,723	
Total		(9,169)
Repayment of bond, note and lease payable principal is an expenditure in the governmental funds, but the repayment reduces long-term liabilities on the statement of net position.		
		346,139
In the statement of activities, interest is accrued on outstanding bonds, whereas in governmental funds, an interest expenditure is reported when due. The following items resulted in additional interest being reported in the statement of activities:		
Change in accrued interest payable	650	
Amortization of bond premiums	29,928	
Amortization of deferred charges	(13,216)	
Total		17,362
Contractually required contributions are reported as expenditures in governmental funds; however, the statement of net position reports these amounts as deferred outflows.		
Pension	1,347,097	
OPEB	36,817	
Total		1,383,914
Except for amounts reported as deferred inflows/outflows, changes in the net pension/OPEB liability/asset are reported as pension/OPEB expense in the statement of activities.		
Pension	123,097	
OPEB	95,811	
Total		218,908
Some expenses reported in the statement of activities, such as compensated absences, do not require the use of current financial resources and therefore are not reported as expenditures in governmental funds.		
		(79,224)
Change in net position of governmental activities	\$	2,453,255

SEE ACCOMPANYING NOTES TO THE BASIC FINANCIAL STATEMENTS

**NELSONVILLE-YORK CITY SCHOOL DISTRICT
ATHENS COUNTY, OHIO**

STATEMENT OF REVENUES, EXPENDITURES AND CHANGES IN
FUND BALANCE - BUDGET AND ACTUAL (NON-GAAP BUDGETARY BASIS)
GENERAL FUND
FOR THE FISCAL YEAR ENDED JUNE 30, 2022

	<u>Budgeted Amounts</u>		<u>Actual</u>	Variance with Final Budget Positive (Negative)
	<u>Original</u>	<u>Final</u>		
Revenues:				
Property taxes	\$ 2,975,000	\$ 3,054,965	\$ 3,057,474	\$ 2,509
Intergovernmental	11,170,000	11,583,774	11,583,774	-
Investment earnings	20,000	31,908	31,908	-
Tuition and fees	1,165,000	178,875	178,875	-
Miscellaneous	80,000	61,074	61,078	4
Total revenues	<u>15,410,000</u>	<u>14,910,596</u>	<u>14,913,109</u>	<u>2,513</u>
Expenditures:				
Current:				
Instruction:				
Regular	7,102,816	7,094,257	6,435,419	658,838
Special	2,269,111	2,537,719	2,408,757	128,962
Vocational	437,652	444,158	414,580	29,578
Other	-	25,000	21,169	3,831
Support services:				
Pupil	700,597	701,802	611,329	90,473
Instructional staff	545,007	700,693	590,397	110,296
Board of education	82,944	100,660	80,111	20,549
Administration	1,328,528	1,329,704	1,170,978	158,726
Fiscal	393,460	491,715	435,919	55,796
Operations and maintenance	953,156	1,361,466	1,171,106	190,360
Pupil transportation	1,228,451	1,226,896	859,851	367,045
Operation of non-instructional services				
Other non-instructional services	8,166	20,800	11,625	9,175
Extracurricular activities	268,482	291,431	218,312	73,119
Facilities acquisition and construction	142,902	545,334	429,664	115,670
Debt service:				
Principal	86,762	85,000	85,000	-
Interest and fiscal charges	1,620	3,087	2,796	291
Total expenditures	<u>15,549,654</u>	<u>16,959,722</u>	<u>14,947,013</u>	<u>2,012,709</u>
Excess of expenditures over revenues	<u>(139,654)</u>	<u>(2,049,126)</u>	<u>(33,904)</u>	<u>2,015,222</u>
Other financing sources (uses):				
Refund of prior year's expenditures	25,000	21,611	21,611	-
Transfers (out)	(153,109)	(150,000)	-	150,000
Advances in	-	54,011	54,011	-
Advances (out)	(5,614)	(5,500)	-	5,500
Sale of capital assets	-	599	599	-
Total other financing sources (uses)	<u>(133,723)</u>	<u>(79,279)</u>	<u>76,221</u>	<u>155,500</u>
Net change in fund balance	(273,377)	(2,128,405)	42,317	2,170,722
Fund balance at beginning of year	6,040,217	6,040,217	6,040,217	-
Prior year encumbrances appropriated	317,988	317,988	317,988	-
Fund balance at end of year	<u>\$ 6,084,828</u>	<u>\$ 4,229,800</u>	<u>\$ 6,400,522</u>	<u>\$ 2,170,722</u>

SEE ACCOMPANYING NOTES TO THE BASIC FINANCIAL STATEMENTS

THIS PAGE IS INTENTIONALLY LEFT BLANK

**NELSONVILLE-YORK CITY SCHOOL DISTRICT
ATHENS COUNTY, OHIO**

**NOTES TO THE BASIC FINANCIAL STATEMENTS
FOR THE FISCAL YEAR ENDED JUNE 30, 2022**

NOTE 1 - DESCRIPTION OF THE SCHOOL DISTRICT

The Nelsonville-York City School District (the “District”) is a body politic and corporate established for the purpose of exercising the rights and privileges conveyed to it by the constitution and laws of the State of Ohio. The District is a city district as defined by Section 3311.02 of the Ohio Revised Code. The District is governed by a five-member Board of Education (the “Board”) elected by its citizens, which is responsible for the provision of public education to residents of the District.

The District’s facilities are staffed by 46 classified employees, 99 certified employees, and 8 administrators who provide services to 1,071 students and other community members.

NOTE 2 - SUMMARY OF SIGNIFICANT ACCOUNTING POLICIES

The basic financial statements of the District have been prepared in conformity with accounting principles generally accepted in the United States of America (GAAP) as applied to governmental units. The Governmental Accounting Standards Board (GASB) is the accepted standard-setting body for establishing governmental accounting and financial reporting principles. The District’s significant accounting policies are described below.

A. Reporting Entity

The reporting entity has been defined in accordance with GASB Statement No. 14, “The Financial Reporting Entity” as amended by GASB Statement No. 39, “Determining Whether Certain Organizations Are Component Units” and GASB Statement No. 61, “The Financial Reporting Entity: Omnibus an Amendment of GASB Statements No. 14 and No. 34”. The reporting entity is composed of the primary government and component units. The primary government consists of all funds, departments, boards and agencies that are not legally separate from the District. For the District, this includes general operations, food service, and student related activities of the District.

Component units are legally separate organizations for which the District is financially accountable. The District is financially accountable for an organization if the District appoints a voting majority of the organization’s Governing Board and (1) the District is able to significantly influence the programs or services performed or provided by the organization; or (2) the District is legally entitled to or can otherwise access the organization’s resources; or (3) the District is legally obligated or has otherwise assumed the responsibility to finance the deficits of, or provide financial support to, the organization; or (4) the District is obligated for the debt of the organization. Component units may also include organizations that are fiscally dependent on the District in that the District approves the budget, the issuance of debt or the levying of taxes. Certain organizations are also included as component units if the nature and significance of the relationship between the primary government and the organization is such that exclusion by the primary government would render the primary government’s financial statements incomplete or misleading. Based upon the application of these criteria, the District has no component units. The basic financial statements of the reporting entity include only those of the District (the primary government).

The following entities which perform activities within the District’s boundaries for the benefit of its residents are excluded from the accompanying financial statements because the District is not financially accountable for these entities nor are they fiscally dependent on the District.

Parent Teacher Organization
Athens-Meigs Educational Service Center
Booster Club

**NELSONVILLE-YORK CITY SCHOOL DISTRICT
ATHENS COUNTY, OHIO**

**NOTES TO THE BASIC FINANCIAL STATEMENTS
FOR THE FISCAL YEAR ENDED JUNE 30, 2022**

NOTE 2 - SUMMARY OF SIGNIFICANT ACCOUNTING POLICIES - (Continued)

The following organizations are described due to their relationship to the District:

JOINTLY GOVERNED ORGANIZATIONS

Tri-County Career Center

The Tri-County Career Center (the “Career Center”) is a jointly governed organization providing vocational services to its eight member districts, governed by a board of education comprised of eleven members appointed by the participating schools. The board controls the financial activity of the Career Center and reports to the Ohio Department of Education and the Auditor of State of Ohio. The continued existence of the Career Center is not dependent on the District’s continued participation and no equity interest exists. During fiscal year 2022, the District made no contributions to the Career Center. Financial information can be obtained from Tri-County Career Center, 15676 State Route 691, Nelsonville, Ohio 45764.

Metropolitan Educational Technology Association (META) Solutions

The District is a participant in META Solutions which is a computer consortium that resulted from the mergers between Tri-Rivers Educational Computer Association (TRECA), Metropolitan Educational Council (MEC), Metropolitan Dayton Educational Cooperative Association (MDECA), Southeastern Ohio Valley Voluntary Education Cooperative (SEOVEC), and South Central Ohio Computer Association (SCOCA). META Solutions develops, implements and supports the technology and instructional needs of schools in a cost-effective manner. META Solutions provides instructional, core, technology and purchasing services for its member districts. The Board of Directors consists of the Superintendents from eleven of the member districts. During fiscal year 2022, the District paid META Solutions \$30,206 for services. Financial information can be obtained from Ashley Widby, who serves as Chief Financial Officer, 100 Executive Drive, Marion, Ohio 43302.

Athens County School Employees Health and Welfare Benefit Association

The District is a participant in a consortium of seven districts to operate the Athens County School Employees Health and Welfare Benefit Association (the “Association”). The Association was created to provide health care and dental benefits for the employees and eligible dependents of employees of participating districts. The Association has contracted with Anthem Insurance Company to be the health care provider for medical benefits as well as to provide aggregate and specific stop loss insurance coverage, and Coresource to provide administration for its dental benefits. The Association is governed by a board of directors consisting of one representative from each of the participating districts. Financial information for the Association can be obtained from the administrators at Combs & Associates, P.O. Box 98, Dola, Ohio 45835.

GROUP PURCHASING POOL

Ohio School Boards Association Workers’ Compensation Group Rating Plan

The District participates in a group rating plan for worker’s compensation benefits as established under Section 4123.29 of the Ohio Revised Code. The Ohio School Boards Association Workers’ Compensation Group Rating Plan (the “Plan”) was established through the Ohio School Boards Association (OSBA) as a group purchasing pool.

The Plan’s business and affairs are conducted by a three-member Board of Directors consisting of the President, the President-Elect and the Immediate Past President of the OSBA. The Executive Director of the OSBA, or his designee, serves as coordinator of the program. Each year, the participating school districts pay an enrollment fee to the Plan to cover the costs of administering the program.

B. Fund Accounting

The District uses funds to maintain its financial records during the year. A fund is defined as a fiscal and accounting entity with a self balancing set of accounts. There are three categories of funds: governmental, proprietary and fiduciary.

**NELSONVILLE-YORK CITY SCHOOL DISTRICT
ATHENS COUNTY, OHIO**

NOTES TO THE BASIC FINANCIAL STATEMENTS
FOR THE FISCAL YEAR ENDED JUNE 30, 2022

NOTE 2 - SUMMARY OF SIGNIFICANT ACCOUNTING POLICIES - (Continued)

GOVERNMENTAL FUNDS

Governmental funds are those through which most governmental functions typically are financed. Governmental fund reporting focuses on the sources, uses and balances of current financial resources. Expendable assets are assigned to the various governmental funds according to the purposes for which they may or must be used. Current liabilities are assigned to the fund from which they will be paid. The difference between governmental fund assets and deferred outflows and liabilities and deferred inflows is reported as fund balance. The following is the District's major governmental fund:

General fund - The general fund is used to account for and report all financial resources not accounted for and reported in another fund. The general fund balance is available for any purpose provided it is expended or transferred according to the general laws of Ohio.

Other governmental funds of the District are used to account for (a) financial resources that are restricted, committed, or assigned to expenditures for capital outlays including the acquisition or construction of capital facilities and other capital assets, (b) specific revenue sources that are restricted or committed to an expenditure for specified purposes other than debt service or capital projects, and (c) financial resources that are restricted, committed, or assigned to expenditures for principal and interest.

C. Basis of Presentation and Measurement Focus

Government-Wide Financial Statements - The statement of net position and the statement of activities display information about the District as a whole. These statements include the financial activities of the primary government, except for fiduciary funds.

The government-wide statement of activities presents a comparison between direct expenses and program revenues for each function or program of the governmental activities of the District. Direct expenses are those that are specifically associated with a service, program or department and therefore clearly identifiable to a particular function. Program revenues include amounts paid by the recipient of goods or services offered by the program and grants and contributions that are restricted to meeting the operational or capital requirements of a particular program. Revenues not classified as program revenues are presented as general revenues of the District.

The government-wide financial statements are prepared using the economic resources measurement focus. All assets and deferred outflows and all liabilities and deferred inflows associated with the operation of the District are included on the statement of net position.

Fund Financial Statements - Fund financial statements report detailed information about the District. The focus of governmental fund financial statements is on major funds rather than reporting funds by type. Each major fund is presented in a separate column, and all nonmajor funds are aggregated into one column. Fiduciary funds are reported by fund type.

All governmental funds are accounted for using a flow of current financial resources measurement focus. With this measurement focus, current assets and deferred outflows of resources and current liabilities and deferred inflows of resources generally are included on the balance sheet. The statement of revenues, expenditures and changes in fund balances reports on the sources (i.e., revenues and other financing sources) and uses (i.e., expenditures and other financing uses) of current financial resources. This approach differs from the manner in which the governmental activities of the government-wide financial statements are prepared. Governmental fund financial statements therefore include a reconciliation with brief explanations to better identify the relationship between the government-wide statements and the statements for governmental funds.

**NELSONVILLE-YORK CITY SCHOOL DISTRICT
ATHENS COUNTY, OHIO**

**NOTES TO THE BASIC FINANCIAL STATEMENTS
FOR THE FISCAL YEAR ENDED JUNE 30, 2022**

NOTE 2 - SUMMARY OF SIGNIFICANT ACCOUNTING POLICIES - (Continued)

D. Basis of Accounting

Basis of accounting determines when transactions are recorded in the financial records and reported on the financial statements. Government-wide financial statements are prepared using the accrual basis of accounting. Governmental funds use the modified accrual basis of accounting. Fiduciary funds also use the accrual basis of accounting.

Revenues - Exchange and Non-exchange Transactions - Revenue resulting from exchange transactions, in which each party gives and receives essentially equal value, is recorded on the accrual basis when the exchange takes place. On a modified accrual basis, revenue is recorded in the fiscal year in which the resources are measurable and become available. Available means that the resources will be collected within the current fiscal year or are expected to be collected soon enough thereafter to be used to pay liabilities of the current fiscal year. For the District, available means expected to be received within sixty days of fiscal year end.

Nonexchange transactions, in which the District receives value without directly giving equal value in return, include property taxes, grants, entitlements and donations. On an accrual basis, revenue from property taxes is recognized in the fiscal year for which the taxes are levied (See Note 6).

Revenue from grants, entitlements and donations is recognized in the fiscal year in which all eligibility requirements have been satisfied. Eligibility requirements include timing requirements, which specify the year when the resources are required to be used or the fiscal year when use is first permitted, matching requirements, in which the District must provide local resources to be used for a specified purpose, and expenditure requirements, in which the resources are provided to the District on a reimbursement basis. On a modified accrual basis, revenue from nonexchange transactions must also be available before it can be recognized.

Under the modified accrual basis, the following revenue sources are considered to be both measurable and available at fiscal year end: property taxes available as an advance, interest, tuition, transportation fees, grants, student fees and rentals.

Deferred Outflows of Resources and Deferred Inflows of Resources - In addition to assets, the government-wide statement of net position will report a separate section for deferred outflows of resources. Deferred outflows of resources, represents a consumption of net position that applies to a future period and will not be recognized as an outflow of resources (expense/expenditure) until then. For the District, see Note 12 and 13 for deferred outflows of resources related to the District's net pension liability and net OPEB liability/asset, respectively. In addition, deferred outflows of resources include a deferred charge on debt refunding. A deferred charge on refunding results from the difference in the carrying value of refunded debt and its reacquisition price. This amount is deferred and amortized over the shorter of the life of the refunded or refunding debt.

In addition to liabilities, both the government-wide statement of net position and the governmental fund financial statements report a separate section for deferred inflows of resources. Deferred inflows of resources represent an acquisition of net position that applies to a future period and will not be recognized as an inflow of resources (revenue) until that time. For the District, deferred inflows of resources include property taxes and unavailable revenue. Property taxes represent amounts for which there is an enforceable legal claim as of June 30, 2022, but which were levied to finance fiscal year 2023 operations. These amounts have been recorded as a deferred inflow of resources on both the government-wide statement of net position and the governmental fund financial statements. Unavailable revenue is reported only on the governmental funds balance sheet, and represents receivables which will not be collected within the available period. For the District unavailable revenue includes, but is not limited to, delinquent property taxes and intergovernmental grants. These amounts are deferred and recognized as an inflow of resources in the period the amounts become available.

**NELSONVILLE-YORK CITY SCHOOL DISTRICT
ATHENS COUNTY, OHIO**

**NOTES TO THE BASIC FINANCIAL STATEMENTS
FOR THE FISCAL YEAR ENDED JUNE 30, 2022**

NOTE 2 - SUMMARY OF SIGNIFICANT ACCOUNTING POLICIES - (Continued)

For the District, see Note 12 and 13 for deferred inflows of resources related to the District's net pension liability and net OPEB liability/asset, respectively. This deferred inflow of resources is only reported on the government-wide statement of net position.

Expenses/Expenditures - On the accrual basis of accounting, expenses are recognized at the time they are incurred. The entitlement value of donated commodities received during the year is reported in the statement of revenues, expenditures and changes in fund balances as an expenditure with a like amount reported as intergovernmental revenue. Unused donated commodities are reported as intergovernmental revenue.

The measurement focus of governmental fund accounting is on decreases in net financial resources (expenditures) rather than expenses. Expenditures are generally recognized in the accounting period in which the related fund liability is incurred, if measurable. Allocations of cost, such as depreciation and amortization, are not recognized in governmental funds.

E. Budgets

All funds are legally required to be budgeted and appropriated. The major documents prepared are the tax budget, the certificate of estimated resources and the appropriations resolution, all of which are prepared on the budgetary basis of accounting. The tax budget demonstrates a need for existing or increased tax rates. The certificate of estimated resources establishes a limit on the amount of the Board of Education may appropriate. The appropriations resolution is the Board's authorization to spend resources and sets annual limits on expenditures plus encumbrances at the level of control selected by the Board. The legal level of control has been established by the Board of Education at the object level within each function for the general fund and the fund level for all other funds. Any budgetary modifications at this level may only be made by resolution of the Board of Education.

The certificate of estimated resources may be amended during the year if projected increases or decreases in revenue are identified by the District Treasurer. The amounts reported as original budgeted amounts reflect amounts on the certificate of estimated resources in effect when the permanent appropriations were passed. The amounts reported as the final budgeted amounts on the budgetary statements reflect the amounts on the final amended certificate of estimated resources issued during fiscal year 2022.

The appropriation resolution is subject to amendment throughout the year with the restriction that appropriations cannot exceed estimated resources. The amounts reported as the original budgeted amounts reflect the first appropriation resolution for that fund that covered the entire year, including amounts automatically carried forward from prior years. The amounts reported as the final budgeted amounts represent the final appropriation amounts passed by the Board of Education during fiscal year 2022.

F. Cash and Investments

To improve cash management, cash received by the District is pooled. Monies for all funds are maintained in this pool. Individual fund integrity is maintained through the District's records. Each fund's interest in the pool is presented as "equity in pooled cash and investments" on the basic financial statements.

During fiscal year 2022, investments were limited to negotiable and nonnegotiable certificates of deposit, a U.S. Government money market fund and investments in the State Treasury Asset Reserve of Ohio (STAR Ohio). Except for nonparticipating investment contracts, investments are reported at fair value, which is based on quoted market prices.

**NELSONVILLE-YORK CITY SCHOOL DISTRICT
ATHENS COUNTY, OHIO**

**NOTES TO THE BASIC FINANCIAL STATEMENTS
FOR THE FISCAL YEAR ENDED JUNE 30, 2022**

NOTE 2 - SUMMARY OF SIGNIFICANT ACCOUNTING POLICIES - (Continued)

During fiscal year 2022, the District invested in STAR Ohio. STAR Ohio (the State Treasury Asset Reserve of Ohio), is an investment pool managed by the State Treasurer's Office which allows governments within the State to pool their funds for investment purposes. STAR Ohio is not registered with the SEC as an investment company, but has adopted Governmental Accounting Standards Board (GASB), Statement No. 79, "Certain External Investment Pools and Pool Participants." The District measures its investment in STAR Ohio at the net asset value (NAV) per share provided by STAR Ohio. The NAV per share is calculated on an amortized cost basis that provides an NAV per share that approximates fair value.

For fiscal year 2022, there were no limitations or restrictions on any participant withdrawals due to redemption notice periods, liquidity fees, or redemption gates. However, notice must be given 24 hours in advance of all deposits and withdrawals exceeding \$100 million. STAR Ohio reserves the right to limit the transaction to \$250 million, requiring the excess amount to be transacted the following business day(s), but only to the \$250 million limit. All accounts of the participant will be combined for these purposes.

Under existing Ohio statutes all investment earnings are assigned to the general fund unless statutorily required to be credited to a specific fund. The Board of Education has, by resolution, specified the funds to receive an allocation of interest earnings. Interest revenue credited to the general fund during fiscal year 2022 amounted to (\$66,329) which includes (\$12,062) assigned from other District funds.

For presentation on the basic financial statements, investments of the cash management pool and investments with original maturities of three months or less at the time they are purchased by the District are considered to be cash equivalents. Investments with an initial maturity of more than three months are reported as investments.

An analysis of the District's investment account at year end is provided in Note 4.

G. Inventory

On government-wide financial statements, inventories are presented at the lower of cost or market on a first-in, first-out basis and are expensed when used.

On fund financial statements, inventories of governmental funds are stated at cost. For all funds, cost is determined on a first-in, first-out basis. Inventory in governmental funds consists of expendable supplies held for consumption and donated food, purchased food and school supplies held for resale. The cost of inventory items is recorded as an expenditure in the governmental funds when consumed, used or sold. Commodities are presented at their entitlement value.

H. Capital Assets

General capital assets are those assets specifically related to governmental activities. These assets result from expenditures in the governmental funds. These assets are reported in the governmental activities column of the government-wide statement of net position but are not reported in the fund financial statements.

All capital assets are capitalized at cost (or estimated historical cost) and updated for additions and retirements during the year. Donated capital assets are recorded at their acquisition values as of the date received. The District maintains its capitalization threshold at \$5,000. The District does not possess any infrastructure. Improvements are capitalized; the costs of normal maintenance and repairs that do not add to the value of the asset or materially extend an asset's life are not.

**NELSONVILLE-YORK CITY SCHOOL DISTRICT
ATHENS COUNTY, OHIO**

NOTES TO THE BASIC FINANCIAL STATEMENTS
FOR THE FISCAL YEAR ENDED JUNE 30, 2022

NOTE 2 - SUMMARY OF SIGNIFICANT ACCOUNTING POLICIES - (Continued)

All reported capital assets, except land, are depreciated. Improvements are depreciated over the remaining useful lives of the related capital assets. Depreciation is computed using the straight-line method over the following useful lives:

<u>Description</u>	Governmental Activities <u>Estimated Lives</u>
Land improvements	15 - 50 years
Buildings and improvements	15 - 50 years
Furniture, fixtures and equipment	5 - 20 years
Vehicles	8 - 15 years

I. Pensions/Other Postemployment Benefits (OPEB)

For purposes of measuring the net pension/OPEB liability, net OPEB asset, deferred outflows of resources and deferred inflows of resources related to pensions/OPEB, and pension/OPEB expense, information about the fiduciary net position of the pension/OPEB plans and additions to/deductions from their fiduciary net position have been determined on the same basis as they are reported by the pension/OPEB plan. For this purpose, benefit payments (including refunds of employee contributions) are recognized when due and payable in accordance with the benefit terms. The pension/OPEB plans report investments at fair value.

J. Compensated Absences

Compensated absences of the District consist of vacation leave and sick leave to the extent that payments to the employee for these absences are attributable to services already rendered and are not contingent on a specific event that is outside the control of the District and the employee.

In accordance with the provisions of GASB Statement No. 16, "Accounting for Compensated Absences", a liability for vacation leave is accrued if a) the employees' rights to payment are attributable to services already rendered; and b) it is probable that the employer will compensate the employees for the benefits through paid time off or other means, such as cash payment at termination or retirement. An accrual for earned sick leave is made to the extent that it is probable that the benefits will result in termination (severance) payments. A liability for sick leave is accrued using the vesting method; i.e., the liability is based on the sick leave accumulated at the balance sheet date by those employees who are currently eligible to receive termination (severance) payments, as well as those employees expected to become eligible in the future. For purposes of establishing a liability for sick leave on employees expected to become eligible to retire in the future, all employees with at least twenty years of service were considered expected to become eligible to retire in accordance with GASB Statement No. 16.

The total liability for vacation and sick leave payments has been calculated using pay rates in effect at June 30, 2022 and reduced to the maximum payment allowed by labor contract and/or statute, plus any additional salary related payments.

The entire compensated absence liability is reported on the government-wide financial statements.

For governmental fund financial statements, the current portion of unpaid compensated absences is the amount expected to be paid using expendable available resources. These amounts are recorded in the account "compensated absences payable" in the fund from which the employees who have accumulated unpaid leave are paid. The noncurrent portion of the liability is not reported.

**NELSONVILLE-YORK CITY SCHOOL DISTRICT
ATHENS COUNTY, OHIO**

NOTES TO THE BASIC FINANCIAL STATEMENTS
FOR THE FISCAL YEAR ENDED JUNE 30, 2022

NOTE 2 - SUMMARY OF SIGNIFICANT ACCOUNTING POLICIES - (Continued)

K. Accrued Liabilities and Long-Term Obligations

All payables, accrued liabilities and long-term obligations are reported in the government-wide financial statements.

In general, governmental fund payables and accrued liabilities that, once incurred, are paid in a timely manner and in full from current financial resources, are reported as obligations of the funds. However, claims and judgments and compensated absences that will be paid from governmental funds are reported as a liability in the fund financial statements only to the extent that they are due for payment during the current year. Bonds, lease payables and notes are recognized as a liability on the fund financial statements when due. Net pension/OPEB liability should be recognized in the governmental funds to the extent that benefit payments are due and payable and the pension/OPEB plan's fiduciary net position is not sufficient for payment of those benefits.

L. Fund Balance

Fund balance is divided into five classifications based primarily on the extent to which the District is bound to observe constraints imposed upon the use of the resources in the governmental funds. The classifications are as follows:

Nonspendable - The nonspendable fund balance classification includes amounts that cannot be spent because they are not in spendable form or legally required to be maintained intact. The "not in spendable form" criterion includes items that are not expected to be converted to cash.

Restricted - Fund balance is reported as restricted when constraints are placed on the use of resources that are either externally imposed by creditors (such as through debt covenants), grantors, contributors, or laws or regulations of other governments, or imposed by law through constitutional provisions or enabling legislation.

Committed - The committed fund balance classification includes amounts that can be used only for the specific purposes imposed by a formal action (resolution) of the District Board of Education (the highest level of decision-making authority). Those committed amounts cannot be used for any other purpose unless the District Board of Education removes or changes the specified use by taking the same type of action (resolution) it employed to previously commit those amounts. Committed fund balance also incorporates contractual obligations to the extent that existing resources in the fund have been specifically committed for use in satisfying those contractual requirements.

Assigned - Amounts in the assigned fund balance classification are intended to be used by the District for specific purposes but do not meet the criteria to be classified as restricted nor committed. In governmental funds other than the general fund, assigned fund balance represents the remaining amount that is not restricted or committed. In the general fund, assigned amounts represent intended uses established by policies of the District Board of Education, which includes giving the Treasurer the authority to constrain monies for intended purposes.

Unassigned - Unassigned fund balance is the residual classification for the general fund and includes all spendable amounts not contained in the other classifications. In other governmental funds, the unassigned classification is only used to report a deficit fund balance resulting from overspending for specific purposes for which amounts had been restricted, committed, or assigned.

The District applies restricted resources first when expenditures are incurred for purposes for which restricted and unrestricted (committed, assigned, and unassigned) fund balance is available. Similarly, within unrestricted fund balance, committed amounts are reduced first followed by assigned, and then unassigned amounts when expenditures are incurred for purposes for which amounts in any of the unrestricted fund balance classifications could be used.

**NELSONVILLE-YORK CITY SCHOOL DISTRICT
ATHENS COUNTY, OHIO**

**NOTES TO THE BASIC FINANCIAL STATEMENTS
FOR THE FISCAL YEAR ENDED JUNE 30, 2022**

NOTE 2 - SUMMARY OF SIGNIFICANT ACCOUNTING POLICIES - (Continued)

M. Net Position

Net position represents the difference between assets and deferred outflows and liabilities and deferred inflows. The net position component “net investment in capital assets,” consists of capital assets, net of accumulated depreciation, reduced by the outstanding balances of any borrowing used for the acquisition, construction or improvement of those assets. Deferred outflows of resources and deferred inflows of resources that are attributable to the acquisition, construction or improvement of those assets or related debt also should be included in this component of net position. Net position is reported as restricted when there are limitations imposed on its use either through the enabling legislation adopted by the District or through external restrictions imposed by creditors, grantors or laws or regulations of other governments. The amount restricted for other purposes represents amounts restricted for scholarships.

The District applies restricted resources first when an expense is incurred for purposes for which both restricted and unrestricted net position is available.

N. Estimates

The preparation of the basic financial statements in conformity with GAAP requires management to make estimates and assumptions that affect the amounts reported in the basic financial statements and accompanying notes. Actual results may differ from those estimates.

O. Interfund Activity

Exchange transactions between funds are reported as revenues in the seller funds and as expenditures/expenses in the purchaser funds. Flows of cash or goods from one fund to another without a requirement for repayment are reported as interfund transfers. Interfund transfers are reported as other financing sources/uses in governmental funds. Repayments from funds responsible for particular expenditures/expenses to the funds that initially paid for them are not presented on the basic financial statements.

P. Bond Premium and Discount/Deferred Charge on Refunding

On the government-wide financial statements, bond premiums are deferred and amortized over the term of the bonds using the straight-line method, which approximates the effective interest method. Bond premiums are presented as an addition to the face amount of the bonds.

For bond refundings resulting in the defeasance of the debt reported in the government-wide financial statements, the difference between the reacquisition price and the net carrying amount of the old debt is deferred and amortized as a component of interest expense. This accounting gain or loss is amortized over the remaining life of the old debt or the life of the new debt, whichever is shorter, and is presented as a deferred inflow or outflow on the government-wide financial statements.

On the governmental fund financial statements, bond premiums and discounts are recognized in the current period. A reconciliation between the bonds face value and the amount reported on the statement of net position is presented in Note 9.A.

Q. Prepayments

Certain payments to vendors reflect the costs applicable to future accounting periods and are recorded as prepaid items in both government-wide and fund financial statements. These items are reported as assets using the consumption method. A current asset for the prepaid amounts is recorded at the time of the purchase and the expenditure/expense is reported in the year in which services are consumed.

**NELSONVILLE-YORK CITY SCHOOL DISTRICT
ATHENS COUNTY, OHIO**

**NOTES TO THE BASIC FINANCIAL STATEMENTS
FOR THE FISCAL YEAR ENDED JUNE 30, 2022**

NOTE 2 - SUMMARY OF SIGNIFICANT ACCOUNTING POLICIES - (Continued)

R. Fair Value

The District categorizes its fair value measurements within the fair value hierarchy established by generally accepted accounting principles. The hierarchy is based on the valuation inputs used to measure the fair value of the asset. Level 1 inputs are quoted prices in active markets for identical assets; Level 2 inputs are significant other observable inputs; Level 3 inputs are significant unobservable inputs.

S. Interfund Balances

On fund financial statements, receivables and payables resulting from short-term interfund loans are classified as "interfund loans receivable/payable". Interfund balances between governmental funds are eliminated in the governmental activities column on the statement of net position.

T. Extraordinary and Special Items

Extraordinary items are transactions or events that are both unusual in nature and infrequent in occurrence. Special items are transactions or events that are within the control of the Board of Education and that are either unusual in nature or infrequent in occurrence. During fiscal year 2022, the District had no extraordinary or special items.

NOTE 3 - ACCOUNTABILITY AND COMPLIANCE

A. Change in Accounting Principles

For fiscal year 2022, the District has implemented GASB Statement No. 87, "Leases", GASB Implementation Guide 2019-3, "Leases", GASB Statement No. 89, "Accounting for Interest Cost Incurred before the End of a Construction Period", GASB Implementation Guide 2020-1, "Implementation Guide Update - 2020", GASB Statement No. 92, "Omnibus 2020", GASB Statement No. 93, "Replacement of Interbank Offered Rates", GASB Statement No. 97, "Certain Component Unit Criteria, and Accounting and Financial Reporting for Internal Revenue Code Section 457 Deferred Compensation Plans—an amendment of GASB Statements No. 14 and No. 84, and a supersession of GASB Statement No. 32" and certain paragraphs of GASB Statement No. 99, "Omnibus 2022".

GASB Statement No. 87 and GASB Implementation Guide 2019-3 enhance the relevance and consistency of information of the government's leasing activities. It establishes requirements for lease accounting based on the principle that leases are financings of the right to use an underlying asset. A lessee is required to recognize a lease liability and an intangible right to use lease asset, and a lessor is required to recognize a lease receivable and a deferred inflow of resources.

GASB Statement No. 89 establishes accounting requirements for interest cost incurred before the end of a construction period. GASB Statement No. 89 requires that interest cost incurred before the end of a construction period be recognized as an expense in the period in which the cost is incurred for financial statements prepared using the economic resources measurement focus. GASB Statement No. 89 also reiterates that financial statements prepared using the current financial resources measurement focus, interest cost incurred before the end of a construction period should be recognized as an expenditure on a basis consistent with governmental fund accounting principles. The implementation of GASB Statement No. 89 did not have an effect on the financial statements of the District.

GASB Implementation Guide 2020-1 provides clarification on issues related to previously established GASB guidance. The implementation of GASB Implementation Guide 2020-1 did not have an effect on the financial statements of the District.

**NELSONVILLE-YORK CITY SCHOOL DISTRICT
ATHENS COUNTY, OHIO**

**NOTES TO THE BASIC FINANCIAL STATEMENTS
FOR THE FISCAL YEAR ENDED JUNE 30, 2022**

NOTE 3 - ACCOUNTABILITY AND COMPLIANCE - (Continued)

GASB Statement No. 92 enhances comparability in accounting and financial reporting and to improve the consistency of authoritative literature by addressing practice issues that have been identified during implementation and application of certain GASB Statements. The implementation of GASB Statement No. 92 did not have an effect on the financial statements of the District.

GASB Statement No. 93 establishes accounting and financial reporting requirements related to the replacement of Interbank Offered Rates (IBORs) in hedging derivative instruments and leases. It also identifies appropriate benchmark interest rates for hedging derivative instruments. The implementation of GASB Statement No. 93 did not have an effect on the financial statements of the District.

GASB Statement No. 97 is to (1) increase consistency and comparability related to the reporting of fiduciary component units in circumstances in which a potential component unit does not have a governing board and the primary government performs the duties that a governing board typically would perform; (2) mitigate costs associated with the reporting of certain defined contribution pension plans, defined contribution other postemployment benefit (OPEB) plans, and employee benefit plans other than pension plans or OPEB plans (other employee benefit plans) as fiduciary component units in fiduciary fund financial statements; and (3) enhance the relevance, consistency, and comparability of the accounting and financial reporting for Internal Revenue Code (IRC) Section 457 deferred compensation plans (Section 457 plans) that meet the definition of a pension plan and for benefits provided through those plans. The implementation of GASB Statement No. 97 did not have an effect on the financial statements of the District.

GASB Statement No. 99 to enhance comparability in accounting and financial reporting and to improve the consistency of authoritative literature by addressing (1) practice issues that have been identified during implementation and application of certain GASB Statements and (2) accounting and financial reporting for financial guarantees. The implementation of GASB Statement No. 99 did not have an effect on the financial statements of the District.

B. Deficit Fund Balances

Fund balances at June 30, 2022 included the following individual fund deficits:

<u>Nonmajor funds</u>	<u>Deficit</u>
Elementary and Secondary School Emergency	\$ 35,228
Motorcycle Safety and Education	13,613
21st Century	1,230
IDEA Part B	17,529
School Improvement Stimulus A	23,701
Title 1	67,374
IDEA Part B - Preschool Stimulus	817
Supporting Effective Instruction	651
Miscellaneous Federal Grants	2,403
Student Support and Academic	15,057

The general fund is liable for any deficit in these funds and provides transfers when cash is required, not when accruals occur. The deficit fund balances resulted from adjustments for accrued liabilities.

**NELSONVILLE-YORK CITY SCHOOL DISTRICT
ATHENS COUNTY, OHIO**

**NOTES TO THE BASIC FINANCIAL STATEMENTS
FOR THE FISCAL YEAR ENDED JUNE 30, 2022**

NOTE 4 - DEPOSITS AND INVESTMENTS

State statutes classify monies held by the District into three categories.

Active deposits are public deposits necessary to meet current demands on the treasury. Such monies must be maintained either as cash in the District treasury, in commercial accounts payable or withdrawable on demand, including negotiable order of withdrawal (NOW) accounts, or in money market deposit accounts.

Inactive deposits are public deposits that the Board of Education has identified as not required for use within the current five-year period of designation of depositories. Inactive deposits must either be evidenced by certificates of deposit maturing not later than the end of the current period of designation of depositories, or by savings or deposit accounts including, but not limited to, passbook accounts.

Interim deposits are deposits of interim monies. Interim monies are those monies which are not needed for immediate use, but which will be needed before the end of the current period of designation of depositories. Interim deposits must be evidenced by time certificates of deposit maturing not more than one year from the date of deposit or by savings or deposit accounts including passbook accounts.

Interim monies may be deposited or invested in the following securities:

1. United States Treasury Notes, Bills, Bonds, or any other obligation or security issued by the United States Treasury or any other obligation guaranteed as to principal and interest by the United States;
2. Bonds, notes, debentures, or any other obligations or securities issued by any federal government agency or instrumentality, including, but not limited to, the Federal National Mortgage Association, Federal Home Loan Bank, Federal Farm Credit Bank, Federal Home Loan Mortgage Corporation, and Government National Mortgage Association. All federal agency securities shall be direct issuances of federal government agencies or instrumentalities;
3. Written repurchase agreements in the securities listed above provided that the fair value of the securities subject to the repurchase agreement must exceed the principal value of the agreement by at least two percent and be marked to market daily, and that the term of the agreement must not exceed thirty days;
4. Bonds and other obligations of the State of Ohio, and with certain limitations including a requirement for maturity within ten years from the date of settlement, bonds and other obligations of political subdivisions of the State of Ohio, if training requirements have been met;
5. Time certificates of deposit or savings or deposit accounts including, but not limited to, passbook accounts;
6. No-load money market mutual funds consisting exclusively of obligations described in items (1) and (2) above and repurchase agreements secured by such obligations, provided that investments in securities described in this division are made only through eligible institutions;
7. The State Treasurer's investment pool, the State Treasury Asset Reserve of Ohio (STAR Ohio); and,
8. Certain bankers' acceptances for a period not to exceed one hundred eighty days) and commercial paper notes (for a period not to exceed two hundred seventy days) in an amount not to exceed 40 percent of the interim monies available for investment at any one time if training requirements have been met.

**NELSONVILLE-YORK CITY SCHOOL DISTRICT
ATHENS COUNTY, OHIO**

NOTES TO THE BASIC FINANCIAL STATEMENTS
FOR THE FISCAL YEAR ENDED JUNE 30, 2022

NOTE 4 - DEPOSITS AND INVESTMENTS - (Continued)

Protection of the deposits is provided by the Federal Deposit Insurance Corporation (FDIC), by eligible securities pledged by the financial institution as security for repayment, or by the financial institutions participation in the Ohio Pooled Collateral System (OPCS), a collateral pool of eligible securities deposited with a qualified trustee and pledged to the Treasurer of State to secure the repayment of all public monies deposited in the financial institution.

Investments in stripped principal or interest obligations, reverse repurchase agreements and derivatives are prohibited. The issuance of taxable notes for the purpose of arbitrage, the use of leverage and short selling are also prohibited. Except as noted above, an investment must mature within five years from the date of purchase unless matched to a specific obligation or debt of the District and must be purchased with the expectation that it will be held to maturity. Investments may only be made through specified dealers and institutions. Payment for investments may be made only upon delivery of the securities representing the investments to the Treasurer or, if the securities are not represented by a certificate, upon receipt of confirmation of transfer from the custodian.

A. Deposits with Financial Institutions

At June 30, 2022, the carrying amount of all District deposits, including \$232,233 in nonnegotiable certificates of deposit, was \$342,106 and the bank balance of all District deposits was \$548,677. Of the bank balance, \$482,233 was covered by the FDIC and \$66,444 was covered by the Ohio Pooled Collateral System.

Custodial credit risk is the risk that, in the event of bank failure, the District will not be able to recover deposits or collateral securities that are in the possession of an outside party. The District has no deposit policy for custodial credit risk beyond the requirements of State statute. Ohio law requires that deposits either be insured or protected by (1) eligible securities pledged to the District and deposited with a qualified trustee by the financial institution as security for repayment whose fair value at all times shall be at least 105 percent of the deposits being secured, or (2) participation in the Ohio Pooled Collateral System (OPCS), a collateral pool of eligible securities deposited with a qualified trustee and pledged to the Treasurer of State to secure the repayment of all public monies deposited in the financial institution. OPCS requires the total fair value of the securities pledged to be 102 percent of the deposits being secured or a reduced rate set by the Treasurer of State. For fiscal year 2022, the District's financial institutions were approved for a collateral rate of 102 percent through the OPCS. Although all statutory requirements for the deposit of money had been followed, noncompliance with Federal requirements could potentially subject the District to a successful claim by the FDIC.

B. Investments

As of June 30, 2022, the District had the following investments and maturities:

Measurement/ Investment type	Measurement value	Investment Maturities				
		6 months or less	7 to 12 months	13 to 18 months	19 to 24 months	Greater than 24 months
<i>Fair value:</i>						
Negotiable CD's	\$ 1,879,371	\$ -	\$ -	\$ 241,834	\$ 239,833	\$ 1,397,704
U.S. Government money market	153,313	153,313	-	-	-	-
<i>Amortized cost:</i>						
STAR Ohio	<u>5,799,016</u>	<u>5,799,016</u>	<u>-</u>	<u>-</u>	<u>-</u>	<u>-</u>
Total	<u>\$ 7,831,700</u>	<u>\$ 5,952,329</u>	<u>\$ -</u>	<u>\$ 241,834</u>	<u>\$ 239,833</u>	<u>\$ 1,397,704</u>

The weighted average maturity of investments is 0.57 years.

**NELSONVILLE-YORK CITY SCHOOL DISTRICT
ATHENS COUNTY, OHIO**

NOTES TO THE BASIC FINANCIAL STATEMENTS
FOR THE FISCAL YEAR ENDED JUNE 30, 2022

NOTE 4 - DEPOSITS AND INVESTMENTS - (Continued)

The District's investments in U.S. Government money market mutual funds are valued using quoted market prices in active markets (Level 1 inputs). The District's investments in negotiable CD's are valued using quoted prices in markets that are not considered to be active, dealer quotations or alternative pricing sources for similar assets or liabilities for which all significant inputs are observable, either directly or indirectly (Level 2 inputs).

Interest Rate Risk: Interest rate risk arises as potential purchasers of debt securities will not agree to pay face value for those securities if interest rates subsequently increase. As a means of limiting its exposure to fair value losses arising from rising interest rates and according to State law, the District's investment policy limits investment portfolio maturities to five years or less.

Credit Risk: STAR Ohio and U.S. Government money market carry a rating of AAAM by Standard & Poor's. Ohio law requires that STAR Ohio maintain the highest rating provided by at least one nationally recognized standard rating service. The District's investment policy does not specifically address risk beyond requiring the District to only invest in securities authorized by State statute.

Custodial Credit Risk: For an investment, custodial credit risk is the risk that, in the event of the failure of the counterparty, the District will not be able to recover the value of its investments or collateral securities that are in the possession of an outside party. The District's investments in negotiable CDs are insured by the FDIC. The District has no investment policy dealing with investment custodial risk beyond the requirement in State statute that prohibits payment for investments prior to the delivery of the securities representing such investments to the Treasurer or qualified trustee.

Concentration of Credit Risk: The District places no limit on the amount that may be invested in any one issuer. The following table includes the percentage of each investment type held by the District at June 30, 2022:

<u>Measurement/ Investment type</u>	<u>Measurement value</u>	<u>% of Total</u>
<i>Fair value:</i>		
Negotiable CD's	\$ 1,879,371	24.00
U.S. Government money market	153,313	1.96
<i>Amortized cost:</i>		
STAR Ohio	<u>5,799,016</u>	<u>74.04</u>
	<u>\$ 7,831,700</u>	<u>100.00</u>

C. Reconciliation of Cash and Investments to the Statement of Net Position

The following is a reconciliation of cash and investments as reported in the note above to cash and investments as reported on the statement of net position as of June 30, 2022:

<u>Cash and investments per note</u>	
Carrying amount of deposits	\$ 342,106
Investments	<u>7,831,700</u>
Total	<u>\$ 8,173,806</u>
<u>Cash and investments per statement of net position</u>	
Governmental activities	\$ 8,173,806
Total	<u>\$ 8,173,806</u>

**NELSONVILLE-YORK CITY SCHOOL DISTRICT
ATHENS COUNTY, OHIO**

**NOTES TO THE BASIC FINANCIAL STATEMENTS
FOR THE FISCAL YEAR ENDED JUNE 30, 2022**

NOTE 5 - INTERFUND TRANSACTIONS

Interfund balances at June 30, 2022 as reported on the fund financial statements, consist of the following individual interfund receivable and interfund payable:

<u>Receivable fund</u>	<u>Payable funds</u>	<u>Amount</u>
General fund	Nonmajor governmental funds	\$ 133,700

The primary purpose of the interfund balances is to cover costs in specific funds where revenues were not received by June 30. These interfund balances will be repaid once the anticipated revenues are received. Since the interfund balances are expected to be repaid within one year they are considered to be short term interfund receivables and interfund payables.

Interfund balances between governmental funds are eliminated on the government-wide financial statements; therefore, no internal balances at June 30, 2022 are reported on the statement of net position.

NOTE 6 - PROPERTY TAXES

Property taxes are levied and assessed on a calendar year basis while the District fiscal year runs from July through June. First half tax collections are received by the District in the second half of the fiscal year. Second half tax distributions occur in the first half of the following fiscal year.

Property taxes include amounts levied against all real property and public utility property. Real property tax revenues received in calendar year 2022 represent the collection of calendar year 2021 taxes. Real property taxes received in calendar year 2022 were levied after April 1, 2021, on the assessed values as of January 1, 2021, the lien date. Assessed values for real property taxes are established by State statute at 35 percent of appraised fair value. Real property taxes are payable annually or semiannually. If paid annually, payment is due December 31; if paid semiannually, the first payment is due December 31, with the remainder payable by June 20. Under certain circumstances, State statute permits alternate payment dates to be established. Public utility property tax revenues received in calendar year 2022 represent the collection of calendar year 2021 taxes. Public utility real and personal property taxes received in calendar year 2022 became a lien on December 31, 2020, were levied after April 1, 2021, and are collected with real property taxes. Public utility real property is assessed at 35 percent of true value; public utility tangible personal property is currently assessed at varying percentages of true value.

The District receives property taxes from Athens and Hocking Counties. The County Auditors periodically advance to the District their portion of the taxes collected. Second-half real property tax payments collected by the County by June 30, 2022, are available to finance fiscal year 2022 operations. The amount available as an advance at June 30, 2022 was \$221,246 in the general fund, \$20,692 in the bond retirement fund, a nonmajor governmental fund, and \$3,503 in the classroom facilities maintenance fund, a nonmajor governmental fund. This amount is recorded as revenue. The amount available as an advance at June 30, 2021 was \$200,939 in the general fund, \$18,822 in the bond retirement fund, a nonmajor governmental fund, and \$3,216 in the classroom facilities maintenance fund, a nonmajor governmental fund. The amount of second-half real property taxes available for advance at fiscal year-end can vary based on the date the tax bills are sent.

Accrued property taxes receivable includes real property, public utility property and delinquent tangible personal property taxes which are measurable as of June 30, 2022 and for which there is an enforceable legal claim. Although total property tax collections for the next fiscal year are measurable, only the amount of real property taxes available as an advance at June 30 was levied to finance current fiscal year operations and is reported as revenue at fiscal year-end.

The portion of the receivable not levied to finance current fiscal year operations is offset by a credit to deferred inflows of resources.

On the accrual basis of accounting, collectible delinquent property taxes have been recorded as a receivable and revenue, while on a modified accrual basis of accounting the revenue has been reported as a deferred inflow.

**NELSONVILLE-YORK CITY SCHOOL DISTRICT
ATHENS COUNTY, OHIO**

NOTES TO THE BASIC FINANCIAL STATEMENTS
FOR THE FISCAL YEAR ENDED JUNE 30, 2022

NOTE 6 - PROPERTY TAXES - (Continued)

The assessed values upon which the fiscal year 2022 taxes were collected are:

	2021 Second Half Collections		2022 First Half Collections	
	<u>Amount</u>	<u>Percent</u>	<u>Amount</u>	<u>Percent</u>
Agricultural/residential and other real estate	\$ 102,208,800	69.86	\$ 101,063,900	68.91
Public utility personal	<u>44,096,530</u>	<u>30.14</u>	<u>45,588,380</u>	<u>31.09</u>
Total	<u>\$ 146,305,330</u>	<u>100.00</u>	<u>\$ 146,652,280</u>	<u>100.00</u>
Tax rate per \$1,000 of assessed valuation	\$30.12		\$30.12	

NOTE 7 - RECEIVABLES

Receivables at June 30, 2022 consisted of property taxes, accounts, accrued interest, and intergovernmental grants and entitlements. All receivables are considered collectible in full due to the ability to foreclose for the nonpayment of taxes, the stable condition of State programs and the current year guarantee of Federal funds. A summary of the principal items of receivables reported on the statement of net position follows:

Governmental activities:

Property taxes	\$ 3,253,058
Accounts	464
Accrued interest	8,606
Intergovernmental	<u>346,681</u>
Total	<u>\$ 3,608,809</u>

Receivables have been disaggregated on the face of the basic financial statements. All receivables are expected to be collected within the subsequent year.

**NELSONVILLE-YORK CITY SCHOOL DISTRICT
ATHENS COUNTY, OHIO**

NOTES TO THE BASIC FINANCIAL STATEMENTS
FOR THE FISCAL YEAR ENDED JUNE 30, 2022

NOTE 8 - CAPITAL ASSETS

Capital asset activity for the fiscal year ended June 30, 2022, was as follows:

	<u>Balance 6/30/21</u>	<u>Additions</u>	<u>Deductions</u>	<u>Balance 6/30/22</u>
Governmental activities:				
<i>Capital assets, not being depreciated:</i>				
Land	\$ 135,512	\$ -	\$ -	\$ 135,512
Total capital assets, not being depreciated	<u>135,512</u>	<u>-</u>	<u>-</u>	<u>135,512</u>
<i>Capital assets, being depreciated:</i>				
Land improvements	2,193,664	5,269	-	2,198,933
Building and improvements	24,624,353	1,356,836	-	25,981,189
Furniture, fixtures and equipment	1,117,624	81,012	-	1,198,636
Vehicles	<u>2,072,935</u>	<u>58,600</u>	<u>-</u>	<u>2,131,535</u>
Total capital assets, being depreciated	<u>30,008,576</u>	<u>1,501,717</u>	<u>-</u>	<u>31,510,293</u>
<i>Less: accumulated depreciation</i>				
Land improvements	(1,600,150)	(67,891)	-	(1,668,041)
Building and improvements	(12,168,938)	(612,987)	-	(12,781,925)
Furniture, fixtures and equipment	(709,204)	(70,252)	-	(779,456)
Vehicles	<u>(1,602,648)</u>	<u>(69,313)</u>	<u>-</u>	<u>(1,671,961)</u>
Total accumulated depreciation	<u>(16,080,940)</u>	<u>(820,443)</u>	<u>-</u>	<u>(16,901,383)</u>
Governmental activities capital assets, net	<u>\$ 14,063,148</u>	<u>\$ 681,274</u>	<u>\$ -</u>	<u>\$ 14,744,422</u>

Depreciation expense was charged to governmental functions as follows:

<u>Instruction:</u>	
Regular	\$ 305,159
<u>Support services:</u>	
Instructional staff	14,545
Administration	256
Operations and maintenance	98,075
Pupil transportation	62,723
Extracurricular activities	12,783
<u>Operation of non-instructional services:</u>	
Food service operations	10,864
Unallocated depreciation	<u>316,038</u>
Total depreciation expense	<u>\$ 820,443</u>

Unallocated depreciation is depreciation of the individual school buildings throughout the District which essentially serve all functions/programs and, therefore, is not included as a direct expense of any function or program, but disclosed as a separate expense.

**NELSONVILLE-YORK CITY SCHOOL DISTRICT
ATHENS COUNTY, OHIO**

NOTES TO THE BASIC FINANCIAL STATEMENTS
FOR THE FISCAL YEAR ENDED JUNE 30, 2022

NOTE 9 - LONG-TERM OBLIGATIONS

A. During the fiscal year 2022, the following changes occurred in governmental activities long-term obligations.

	Issue Date	Interest Rate	Balance 06/30/21	Additions	Reductions	Balance 06/30/22	Amounts Due in One Year
Governmental activities:							
General obligation bonds:							
Refunding bonds:							
Current interest bonds	2014	2 - 4%	\$ 1,045,000	\$ -	\$ (200,000)	\$ 845,000	\$ 200,000
Refunding bonds:	2015	2 - 4%					
Term bonds			<u>1,870,000</u>	<u>-</u>	<u>-</u>	<u>1,870,000</u>	<u>-</u>
Total general obligation bonds			<u>2,915,000</u>	<u>-</u>	<u>(200,000)</u>	<u>2,715,000</u>	<u>200,000</u>
Other long-term obligations:							
Energy conservation							
note - direct borrowing	2017	2.11%	175,000	-	(85,000)	90,000	90,000
Lease payable	2019	2.31%	123,704	-	(61,139)	62,565	62,565
Net pension liability			16,736,090	-	(7,637,514)	9,098,576	-
Net OPEB liability			1,290,959	-	(145,544)	1,145,415	-
Compensated absences payable			<u>779,636</u>	<u>221,171</u>	<u>(123,991)</u>	<u>876,816</u>	<u>136,926</u>
Total governmental activities long-term liabilities			<u>\$ 22,020,389</u>	<u>\$ 221,171</u>	<u>\$ (8,253,188)</u>	<u>13,988,372</u>	<u>\$ 489,491</u>
Add: unamortized premium						<u>172,549</u>	
Total on statement of net position						<u>\$ 14,160,921</u>	

Series 2014 refunding general obligation bonds - On January 21, 2014, the District issued general obligation bonds (series 2014 refunding bonds) to advance refund the callable portion of the series 2006 school improvement and refunding general obligation bonds. The issuance proceeds of \$2,370,316 were used to purchase securities which were placed in an irrevocable trust to provide resources for all future debt service payments on the refunded debt and to pay the issuance costs of \$75,243. This refunded debt is considered defeased (in-substance) and accordingly, has been removed from the statement of net position. The principal balance outstanding of the defeased bonds was \$860,000 at June 30, 2022.

The 2014 refunding issue is comprised of both current interest bonds, par value \$2,100,000, and capital appreciation bonds, par value \$35,000. The interest rate on the current interest bonds ranges from 2.00-4.00%. The capital appreciation bonds matured on December 1, 2017 (approximate initial offering yield to maturity 1.80%), at a redemption price equal to 100% of the principal, plus accrued interest to the redemption date. The accreted value at maturity for the capital appreciation bonds was \$235,000. The bonds will be retired through the bond retirement fund, a nonmajor governmental fund.

The reacquisition price exceeded the net carrying amount of the old debt by \$155,073. This amount is being netted against the new debt and amortized over the remaining life of the refunded debt.

Interest payments on the current interest bonds are due June 1 and December 1 each year. The final maturity stated on the issue is December 1, 2025.

**NELSONVILLE-YORK CITY SCHOOL DISTRICT
ATHENS COUNTY, OHIO**

NOTES TO THE BASIC FINANCIAL STATEMENTS
FOR THE FISCAL YEAR ENDED JUNE 30, 2022

NOTE 9 - LONG-TERM OBLIGATIONS - (Continued)

Series 2015 refunding general obligation bonds - On January 15, 2015, the District issued general obligation bonds (series 2015 refunding bonds) to advance refund the callable portion of the series 2006 school improvement and refunding general obligation bonds. The issuance proceeds of \$2,204,504 were used to purchase securities which were placed in an irrevocable trust to provide resources for all future debt service payments on the refunded debt and to pay the issuance costs of \$63,699. This refunded debt is considered defeased (in-substance) and accordingly, has been removed from the statement of net position. The principal balance outstanding of the defeased bonds was \$1,945,000 at June 30, 2022.

At June 30, 2022, the refunding issue is comprised of term bonds that mature at \$735,000, \$535,000 and \$600,000 on December 1, 2028, 2030 and 2032, respectively. The rate on the term bonds is 4.00%. The bonds will be retired through the bond retirement fund (a nonmajor governmental fund).

The Term Bonds maturing on December 1, 2028 are subject to mandatory sinking fund redemption at a redemption price of 100% of the principal amount to be redeemed, plus accrued interest to the date of redemption, on December 1 in the years and in the respective principal amount as follows:

<u>Date</u>	<u>Principal Amount to be Redeemed</u>
December 1, 2026	\$ 235,000
December 1, 2027	245,000

The remaining principal amount of such Term Bonds (\$255,000) will be paid at stated maturity on December 1, 2028.

The Term Bonds maturing on December 1, 2030 are subject to mandatory sinking fund redemption at a redemption price of 100% of the principal amount to be redeemed, plus accrued interest to the date of redemption, on December 1 in the years and in the respective principal amount as follows:

<u>Date</u>	<u>Principal Amount to be Redeemed</u>
December 1, 2029	\$ 260,000

The remaining principal amount of such Term Bonds (\$275,000) will be paid at stated maturity on December 1, 2030.

The Term Bonds maturing on December 1, 2032 are subject to mandatory sinking fund redemption at a redemption price of 100% of the principal amount to be redeemed, plus accrued interest to the date of redemption, on December 1 in the years and in the respective principal amount as follows:

<u>Date</u>	<u>Principal Amount to be Redeemed</u>
December 1, 2031	\$ 300,000

The remaining principal amount of such Term Bonds (\$300,000) will be paid at stated maturity on December 1, 2032.

The reacquisition price exceeded the net carrying amount of the old debt by \$1,979. This amount is being netted against the new debt and amortized over the remaining life of the refunded debt.

**NELSONVILLE-YORK CITY SCHOOL DISTRICT
ATHENS COUNTY, OHIO**

NOTES TO THE BASIC FINANCIAL STATEMENTS
FOR THE FISCAL YEAR ENDED JUNE 30, 2022

NOTE 9 - LONG-TERM OBLIGATIONS - (Continued)

Energy conservation note - In December 2017, the District entered into a \$415,000 energy conservation note agreement at an interest rate of 2.11% to install energy conservation measures to the District's facilities. The note is considered a direct borrowing. Direct borrowings have terms negotiated directly between the District and the lender and are not offered for public sale. The funds are to be repaid over a five-year period beginning December 2018 from the general fund.

Lease payable: The District has entered into lease agreements for the use of right to use equipment. The lease payments will be paid from the general fund. These items were not capitalized since they are below the District's capitalization threshold.

The District has entered into lease agreements for technology equipment for the following years and term:

<u>Company</u>	<u>Lease Commencement Date</u>	<u>Years</u>	<u>Lease End Date</u>	<u>Payment Method</u>
First American Education Finance	2019	4	2023	Annual

The following is a schedule of future lease payments under the lease agreements:

<u>Fiscal Year</u>	<u>Principal</u>	<u>Interest</u>	<u>Total</u>
2023	\$ 62,565	\$ 1,461	\$ 64,026
Total	<u>\$ 62,565</u>	<u>\$ 1,461</u>	<u>\$ 64,026</u>

Net Pension Liability: The District's net pension liability is described in Note 12. The District pays obligations related to employee compensation from the fund benefitting from their service.

Net OPEB Liability/Asset: The District's net OPEB liability/asset is described in Note 13. The District pays obligations related to employee compensation from the fund benefitting from their service.

Compensated Absences: Compensated absences will be paid from the fund from which the employee is paid, which is primarily the general fund.

The following is a summary of the future debt service requirements to maturity for the general obligation bonds and the energy conservation note:

<u>Fiscal Year Ended</u>	<u>2014 Refunding Bonds</u>		
	<u>Current Interest Bonds</u>		
	<u>Principal</u>	<u>Interest</u>	<u>Total</u>
2023	\$ 200,000	\$ 26,925	\$ 226,925
2024	210,000	20,000	230,000
2025	215,000	12,562	227,562
2026	<u>220,000</u>	<u>4,400</u>	<u>224,400</u>
Total	<u>\$ 845,000</u>	<u>\$ 63,887</u>	<u>\$ 908,887</u>

**NELSONVILLE-YORK CITY SCHOOL DISTRICT
ATHENS COUNTY, OHIO**

NOTES TO THE BASIC FINANCIAL STATEMENTS
FOR THE FISCAL YEAR ENDED JUNE 30, 2022

NOTE 9 - LONG-TERM OBLIGATIONS - (Continued)

Fiscal Year Ended	2015 Refunding Bonds		
	Term Bonds		
	Principal	Interest	Total
2023	\$ -	\$ 74,800	\$ 74,800
2024	-	74,800	74,800
2025	-	74,800	74,800
2026	-	74,800	74,800
2027	235,000	70,100	305,100
2028 - 2032	1,335,000	198,700	1,533,700
2033	<u>300,000</u>	<u>6,000</u>	<u>306,000</u>
Total	<u>\$ 1,870,000</u>	<u>\$ 574,000</u>	<u>\$ 2,444,000</u>

Fiscal Year Ended	Energy Conservation Note		
	Principal	Interest	Total
2023	<u>\$ 90,000</u>	<u>\$ 950</u>	<u>\$ 90,950</u>
Total	<u>\$ 90,000</u>	<u>\$ 950</u>	<u>\$ 90,950</u>

B. Legal Debt Margin

The Ohio Revised Code provides that voted net general obligation debt of the District shall never exceed 9% of the total assessed valuation of the District. The code further provides that unvoted indebtedness shall not exceed 1/10 of 1% of the property valuation of the District. The code additionally states that unvoted indebtedness related to energy conservation debt shall not exceed 9/10 of 1% of the property valuation of the District. The assessed valuation used in determining the District’s legal debt margin has been modified by House Bill 530 which became effective March 30, 2006. In accordance with House Bill 530, the assessed valuation used in the District’s legal debt margin calculation excluded tangible personal property used in business, telephone or telegraph property, interexchange telecommunications company property, and personal property owned or leased by a railroad company and used in railroad operations. The effects of these debt limitations at June 30, 2022, are a voted debt margin of \$10,954,936 (including available funds of \$471,231) and an unvoted debt margin of \$146,652.

NOTE 10 - OTHER EMPLOYEE BENEFITS

A. Compensated Absences

The criteria for determining vested vacation and sick leave components are derived from negotiated agreements and State laws. Classified employees earn ten to twenty days of vacation per year, depending upon length of service. Accumulated, unused vacation time is paid to classified employees upon termination of employment. Teachers and administrators do not earn vacation time, with the exception of the Superintendent and Treasurer. Teachers, administrators and classified employees earn sick leave at the rate of one and one-fourth days per month. Sick leave may be accumulated up to a maximum of 320 days for certified employees and 328 days for classified employees. Upon retirement, payment is made for 25% of an employee’s accumulated sick leave up to a maximum of 80 days for certified employees and 82 days for classified employees.

**NELSONVILLE-YORK CITY SCHOOL DISTRICT
ATHENS COUNTY, OHIO**

NOTES TO THE BASIC FINANCIAL STATEMENTS
FOR THE FISCAL YEAR ENDED JUNE 30, 2022

NOTE 10 - OTHER EMPLOYEE BENEFITS – (Continued)

B. Insurance Benefits

The District has elected to provide employee medical/surgical benefits, dental and prescription drug benefits through the Athens County School Employees Health and Welfare Benefit Association. The employees share the cost of the monthly premium with the Board. The premium varies with employee depending on the terms of the union contract.

NOTE 11 - RISK MANAGEMENT

A. Comprehensive

The District is exposed to various risks of loss related to torts; theft of, damage to, and destruction of assets; errors and omissions, injuries to employees and natural disasters. During fiscal year 2022, the District contracted with Ohio School Plan for various types of insurance as follows:

<u>Coverage Type</u>	<u>Coverage Amount</u>
Uninsured motorists (\$100 deductible):	
Per person	\$1,000,000
Per accident	1,000,000
General liability:	
Per occurrence	4,000,000
Total per year	6,000,000
Public official bonds:	
Treasurer	100,000
Superintendent/Board President (each)	10,000
Buildings and contents (\$2,500 deductible):	62,732,530
Automobile liability	
Per Person	1,000,000
Per accident	4,000,000

Settled claims have not exceeded this commercial coverage in any of the past three years. There has been no reduction in coverage from the prior year for buildings and contents and automobile liability.

B. Workers' Compensation

For fiscal year 2022, the District participated in the Ohio School Board Association Workers' Compensation Group Rating Plan (the "Plan"), an insurance purchasing pool. The intent of the Plan is to achieve the benefit of a reduced premium for the District by virtue of its grouping and representation with other participants in the Plan. The workers' compensation experience of the participating school districts is calculated as one experience and a common premium rate is applied to all school districts in the Plan. Each participant pays its workers' compensation premium to the State based on the rate for the Plan rather than its individual rate. Total savings are then calculated and each participant's individual performance is compared to the overall savings percentage of the Plan. A participant will then either receive money from or be required to contribute to the "equity pooling fund". This "equity pooling" arrangement ensures that each participant shares equally in the overall performance of the Plan. Participation in the Plan is limited to school districts that can meet the Plan's selection criteria. The firm of Sedgwick CompManagement provides administrative, cost control and actuarial services to the Plan.

**NELSONVILLE-YORK CITY SCHOOL DISTRICT
ATHENS COUNTY, OHIO**

NOTES TO THE BASIC FINANCIAL STATEMENTS
FOR THE FISCAL YEAR ENDED JUNE 30, 2022

NOTE 12 - DEFINED BENEFIT PENSION PLANS

The Statewide retirement systems provide both pension benefits and other postemployment benefits (OPEB).

Net Pension Liability/Net OPEB Liability/Asset

The net pension liability/asset and the net OPEB liability/asset reported on the statement of net position represents a liability or asset to employees for pensions and OPEB, respectively.

Pensions and OPEB are a component of exchange transactions—between an employer and its employees—of salaries and benefits for employee services. Pensions/OPEB are provided to an employee—on a deferred-payment basis—as part of the total compensation package offered by an employer for employee services each financial period. The obligation to sacrifice resources for pensions is a present obligation because it was created as a result of employment exchanges that already have occurred.

The net pension/OPEB liability (asset) represent the District’s proportionate share of each pension/OPEB plan’s collective actuarial present value of projected benefit payments attributable to past periods of service, net of each pension/OPEB plan’s fiduciary net position. The net pension/OPEB liability (asset) calculation is dependent on critical long-term variables, including estimated average life expectancies, earnings on investments, cost of living adjustments and others. While these estimates use the best information available, unknowable future events require adjusting these estimates annually.

The Ohio Revised Code limits the District’s obligation for this liability to annually required payments. The District cannot control benefit terms or the manner in which pensions/OPEB are financed; however, the District does receive the benefit of employees’ services in exchange for compensation including pension and OPEB.

GASB 68/75 assumes the liability is solely the obligation of the employer, because (1) they benefit from employee services; and (2) State statute requires funding to come from these employers. All pension contributions to date have come solely from these employers (which also includes pension costs paid in the form of withholdings from employees). The retirement systems may allocate a portion of the employer contributions to provide for these OPEB benefits. In addition, health care plan enrollees pay a portion of the health care costs in the form of a monthly premium. State statute requires the retirement systems to amortize unfunded pension liabilities within 30 years. If the pension amortization period exceeds 30 years, each retirement system’s board must propose corrective action to the State legislature. Any resulting legislative change to benefits or funding could significantly affect the net pension/OPEB liability (asset). Resulting adjustments to the net pension/OPEB liability (asset) would be effective when the changes are legally enforceable. The Ohio Revised Code permits, but does not require, the retirement systems to provide healthcare to eligible benefit recipients.

The remainder of this note includes the required pension disclosures. See Note 13 for the required OPEB disclosures.

The proportionate share of each plan’s unfunded benefits is presented as a long-term *net pension/OPEB liability (asset)* on the accrual basis of accounting. Any liability for the contractually required pension/OPEB contribution outstanding at the end of the year is included in pension and postemployment benefits payable on both the accrual and modified accrual bases of accounting.

Plan Description - School Employees Retirement System (SERS)

Plan Description - The District’s non-teaching employees participate in SERS, a cost-sharing multiple-employer defined benefit pension plan administered by SERS. SERS provides retirement, disability and survivor benefits, annual cost-of-living adjustments, and death benefits to plan members and beneficiaries. Authority to establish and amend benefits is provided by Ohio Revised Code Chapter 3309. SERS issues a publicly available, stand-alone financial report that includes financial statements, required supplementary information and detailed information about SERS’ fiduciary net position. That report can be obtained by visiting the SERS website at www.ohsers.org under Employers/Audit Resources.

**NELSONVILLE-YORK CITY SCHOOL DISTRICT
ATHENS COUNTY, OHIO**

NOTES TO THE BASIC FINANCIAL STATEMENTS
FOR THE FISCAL YEAR ENDED JUNE 30, 2022

NOTE 12 - DEFINED BENEFIT PENSION PLANS - (Continued)

Age and service requirements for retirement are as follows:

	Eligible to Retire on or before August 1, 2017 *	Eligible to Retire after August 1, 2017
Full benefits	Any age with 30 years of service credit	Age 67 with 10 years of service credit; or Age 57 with 30 years of service credit
Actuarially reduced benefits	Age 60 with 5 years of service credit; or Age 55 with 25 years of service credit	Age 62 with 10 years of service credit; or Age 60 with 25 years of service credit

* Members with 25 years of service credit as of August 1, 2017 will be included in this plan.

Annual retirement benefits are calculated based on final average salary multiplied by a percentage that varies based on years of service; 2.2% for the first thirty years of service and 2.5% for years of service credit over 30. Final average salary is the average of the highest three years of salary.

An individual whose benefit effective date is before April 1, 2018, is eligible for a cost-of-living adjustment (COLA) on the first anniversary date of the benefit. Beginning April 1, 2018, new benefit recipients must wait until the fourth anniversary of their benefit for COLA eligibility. The COLA is added each year to the base benefit amount on the anniversary date of the benefit. A three-year COLA suspension was in effect for all benefit recipients for the years 2018, 2019, and 2020. Upon resumption of the COLA, it will be indexed to the percentage increase in the CPI-W, not to exceed 2.5% and with a floor of 0%. In 2021, the Board of Trustees approved a 2.5% cost-of-living adjustment (COLA) for eligible retirees and beneficiaries in 2022.

Funding Policy - Plan members are required to contribute 10.00% of their annual covered salary and the District is required to contribute 14.00% of annual covered payroll. The contribution requirements of plan members and employers are established and may be amended by the SERS' Retirement Board up to statutory maximum amounts of 10.00% for plan members and 14.00% for employers. The Retirement Board, acting with the advice of the actuary, allocates the employer contribution rate among four of the System's funds (Pension Trust Fund, Death Benefit Fund, Medicare B Fund, and Health Care Fund). For the fiscal year ended June 30, 2022, the allocation to pension, death benefits, and Medicare B was 14.00%. For fiscal year 2022, the Retirement Board did not allocate any employer contribution to the Health Care Fund.

The District's contractually required contribution to SERS was \$312,399 for fiscal year 2022. Of this amount, \$34,139 is reported as pension and postemployment benefits payable.

Plan Description - State Teachers Retirement System (STRS)

Plan Description - Licensed teachers participate in STRS, a cost-sharing multiple-employer public employee retirement system administered by STRS. STRS provides retirement and disability benefits to members and death and survivor benefits to beneficiaries. STRS issues a stand-alone financial report that includes financial statements, required supplementary information and detailed information about STRS' fiduciary net position. That report can be obtained by writing to STRS, 275 E. Broad St., Columbus, OH 43215-3771, by calling (888) 227-7877, or by visiting the STRS website at www.strsoh.org.

New members have a choice of three retirement plans: a Defined Benefit (DB) Plan, a Defined Contribution (DC) Plan and a Combined (CO) Plan. Benefits are established by Ohio Revised Code Chapter 3307.

**NELSONVILLE-YORK CITY SCHOOL DISTRICT
ATHENS COUNTY, OHIO**

**NOTES TO THE BASIC FINANCIAL STATEMENTS
FOR THE FISCAL YEAR ENDED JUNE 30, 2022**

NOTE 12 - DEFINED BENEFIT PENSION PLANS - (Continued)

The DB plan offers an annual retirement allowance based on final average salary multiplied by a percentage that varies based on years of service. Effective August 1, 2015, the calculation is 2.20% of final average salary for the five highest years of earnings multiplied by all years of service. In April 2017, the Retirement Board made the decision to reduce COLA granted on or after July 1, 2017, to 0% to preserve the fiscal integrity of the retirement system. Benefit recipients' base benefit and past cost-of living increases are not affected by this change. Eligibility changes will be phased in until August 1, 2026, when retirement eligibility for unreduced benefits will be five year of service credit and age 65, or 35 years of service credit and at least age 60.

Eligibility changes for DB Plan members who retire with actuarially reduced benefits will be phased in until August 1, 2026, when retirement eligibility will be five years of qualifying service credit and age 60, or 30 years of service credit at any age.

The DC Plan allows members to place all of their member contributions and 9.53% of the 14% employer contributions into an investment account. Investment allocation decisions are determined by the member. The remaining 4.47% of the 14% employer rate is allocated to the defined benefit unfunded liability. A member is eligible to receive a retirement benefit at age 50 and termination of employment. The member may elect to receive a lifetime monthly annuity or a lump sum withdrawal.

The Combined Plan offers features of both the DB Plan and the DC Plan. In the Combined Plan, 12% of the 14% member rate goes to the DC Plan and the remaining 2% is applied to the DB Plan. Member contributions to the DC Plan are allocated among investment choices by the member, and contributions to the DB Plan from the employer and the member are used to fund the defined benefit payment at a reduced level from the regular DB Plan. The defined benefit portion of the Combined Plan payment is payable to a member on or after age 60 with five years of service. The defined contribution portion of the account may be taken as a lump sum payment or converted to a lifetime monthly annuity after termination of employment at age 50 or later and after termination of employment.

New members who choose the DC Plan or Combined Plan will have another opportunity to reselect a permanent plan during their fifth year of membership. Members may remain in the same plan or transfer to another STRS plan. The optional annuitization of a member's defined contribution account or the defined contribution portion of a member's Combined Plan account to a lifetime benefit results in STRS bearing the risk of investment gain or loss on the account. STRS has therefore included all three plan options as one defined benefit plan for GASB 68 reporting purposes.

A DB or Combined Plan member with five or more years of credited service who is determined to be disabled may qualify for a disability benefit. New members must have at least ten years of qualifying service credit that apply for disability benefits. Members in the DC Plan who become disabled are entitled only to their account balance. Eligible survivors of members who die before service retirement may qualify for monthly benefits. If a member of the DC Plan dies before retirement benefits begin, the member's designated beneficiary is entitled to receive the member's account balance.

Funding Policy - Employer and member contribution rates are established by the State Teachers Retirement Board and limited by Chapter 3307 of the Ohio Revised Code. The fiscal year 2022 employer and employee contribution rate of 14% was equal to the statutory maximum rates. For fiscal year 2022, the full employer contribution was allocated to pension.

The District's contractually required contribution to STRS was \$1,034,698 for fiscal year 2022. Of this amount, \$180,168 is reported as pension and postemployment benefits payable.

**NELSONVILLE-YORK CITY SCHOOL DISTRICT
ATHENS COUNTY, OHIO**

NOTES TO THE BASIC FINANCIAL STATEMENTS
FOR THE FISCAL YEAR ENDED JUNE 30, 2022

NOTE 12 - DEFINED BENEFIT PENSION PLANS - (Continued)

Pension Liabilities, Pension Expense, and Deferred Outflows of Resources and Deferred Inflows of Resources Related to Pensions

The net pension liability was measured as of June 30, 2021, and the total pension liability used to calculate the net pension liability was determined by an actuarial valuation as of that date. The District's proportion of the net pension liability was based on the District's share of contributions to the pension plan relative to the projected contributions of all participating entities.

Following is information related to the proportionate share and pension expense:

	<u>SERS</u>	<u>STRS</u>	<u>Total</u>
Proportion of the net pension liability prior measurement date	0.060260700%	0.052695020%	
Proportion of the net pension liability current measurement date	<u>0.059047400%</u>	<u>0.054121329%</u>	
Change in proportionate share	<u>-0.001213300%</u>	<u>0.001426309%</u>	
Proportionate share of the net pension liability	\$ 2,178,678	\$ 6,919,898	\$ 9,098,576
Pension expense	\$ (151,435)	\$ 28,338	\$ (123,097)

At June 30, 2022, the District reported deferred outflows of resources and deferred inflows of resources related to pensions from the following sources:

	<u>SERS</u>	<u>STRS</u>	<u>Total</u>
Deferred outflows of resources			
Differences between expected and actual experience	\$ 211	\$ 213,792	\$ 214,003
Net difference between projected and actual earnings on pension plan investments	-	-	-
Changes of assumptions	45,877	1,919,704	1,965,581
Difference between employer contributions and proportionate share of contributions/ change in proportionate share	-	388,750	388,750
Contributions subsequent to the measurement date	<u>312,399</u>	<u>1,034,698</u>	<u>1,347,097</u>
Total deferred outflows of resources	<u>\$ 358,487</u>	<u>\$ 3,556,944</u>	<u>\$ 3,915,431</u>

**NELSONVILLE-YORK CITY SCHOOL DISTRICT
ATHENS COUNTY, OHIO**

NOTES TO THE BASIC FINANCIAL STATEMENTS
FOR THE FISCAL YEAR ENDED JUNE 30, 2022

NOTE 12 - DEFINED BENEFIT PENSION PLANS - (Continued)

	SERS	STRS	Total
Deferred inflows of resources			
Differences between expected and actual experience	\$ 56,502	\$ 43,373	\$ 99,875
Net difference between projected and actual earnings on pension plan investments	1,122,083	5,963,628	7,085,711
Difference between employer contributions and proportionate share of contributions/ change in proportionate share	90,307	247,159	337,466
Total deferred inflows of resources	\$ 1,268,892	\$ 6,254,160	\$ 7,523,052

\$1,347,097 reported as deferred outflows of resources related to pension resulting from District contributions subsequent to the measurement date will be recognized as a reduction of the net pension liability in the fiscal year ending June 30, 2023.

Other amounts reported as deferred outflows of resources and deferred inflows of resources related to pension will be recognized in pension expense as follows:

	SERS	STRS	Total
Fiscal Year Ending June 30:			
2023	\$ (347,763)	\$ (924,365)	\$ (1,272,128)
2024	(263,839)	(761,879)	(1,025,718)
2025	(266,790)	(918,079)	(1,184,869)
2026	(344,412)	(1,127,591)	(1,472,003)
Total	\$ (1,222,804)	\$ (3,731,914)	\$ (4,954,718)

Actuarial Assumptions - SERS

SERS' total pension liability was determined by their actuaries in accordance with GASB Statement No. 67, as part of their annual actuarial valuation for each defined benefit retirement plan. Actuarial valuations of an ongoing plan involve estimates of the value of reported amounts (e.g., salaries, credited service) and assumptions about the probability of occurrence of events far into the future (e.g., mortality, disabilities, retirements, employment termination). Actuarially determined amounts are subject to continual review and potential modifications, as actual results are compared with past expectations and new estimates are made about the future.

Projections of benefits for financial reporting purposes are based on the substantive plan (the plan as understood by the employers and plan members) and include the types of benefits provided at the time of each valuation and the historical pattern of sharing benefit costs between the employers and plan members to that point. The projection of benefits for financial reporting purposes does not explicitly incorporate the potential effects of legal or contractual funding limitations.

Actuarial calculations reflect a long-term perspective. For a newly hired employee, actuarial calculations will take into account the employee's entire career with the employer and also take into consideration the benefits, if any, paid to the employee after termination of employment until the death of the employee and any applicable contingent annuitant. In many cases actuarial calculations reflect several decades of service with the employer and the payment of benefits after termination.

**NELSONVILLE-YORK CITY SCHOOL DISTRICT
ATHENS COUNTY, OHIO**

**NOTES TO THE BASIC FINANCIAL STATEMENTS
FOR THE FISCAL YEAR ENDED JUNE 30, 2022**

NOTE 12 - DEFINED BENEFIT PENSION PLANS - (Continued)

Key methods and assumptions used in calculating the total pension liability in the latest actuarial valuation, prepared as of June 30, 2021, are presented below:

Wage inflation:	
Current measurement date	2.40%
Prior measurement date	3.00%
Future salary increases, including inflation:	
Current measurement date	3.25% to 13.58%
Prior measurement date	3.50% to 18.20%
COLA or ad hoc COLA:	
Current measurement date	2.00%
Prior measurement date	2.50%
Investment rate of return:	
Current measurement date	7.00% net of system expenses
Prior measurement date	7.50% net of system expenses
Discount rate:	
Current measurement date	7.00%
Prior measurement date	7.50%
Actuarial cost method	Entry age normal (level percent of payroll)

In 2021, Mortality rates were based on the PUB-2010 General Employee Amount Weight Below Median Healthy Retiree mortality table projected to 2017 with ages set forward 1 year and adjusted 94.20% for males and set forward 2 years and adjusted 81.35% for females. Mortality among disabled members were based upon the PUB-2010 General Disabled Retiree mortality table projected to 2017 with ages set forward 5 years and adjusted 103.3% for males and set forward 3 years and adjusted 106.8% for females. Future improvement in mortality rates is reflected by applying the MP-2020 projection scale generationally.

In the prior measurement date, the mortality rates were based on the RP-2014 Blue Collar Mortality Table with fully generational projection and a five-year age set-back for both males and females. Mortality among service retired members, and beneficiaries were based upon the RP-2014 Blue Collar Mortality Table with fully generational projection with Scale BB, 120% of male rates, and 110% of female rates. Mortality among disabled members was based upon the RP-2000 Disabled Mortality Table, 90% for male rates and 100% for female rates, set back five years is used for the period after disability retirement.

The most recent experience study was completed for the five-year period ended June 30, 2020.

The long-term return expectation for the Pension Plan Investments has been determined using a building-block approach and assumes a time horizon, as defined in SERS' *Statement of Investment Policy*. A forecasted rate of inflation serves as the baseline for the return expectation. Various real return premiums over the baseline inflation rate have been established for each asset class. The long-term expected nominal rate of return has been determined by calculating a weighted average of the expected real return premiums for each asset class, adding the projected inflation rate, and adding the expected return from rebalancing uncorrelated asset classes.

**NELSONVILLE-YORK CITY SCHOOL DISTRICT
ATHENS COUNTY, OHIO**

NOTES TO THE BASIC FINANCIAL STATEMENTS
FOR THE FISCAL YEAR ENDED JUNE 30, 2022

NOTE 12 - DEFINED BENEFIT PENSION PLANS - (Continued)

The target allocation and best estimates of arithmetic real rates of return for each major asset class are summarized in the following table:

<u>Asset Class</u>	<u>Target Allocation</u>	<u>Long-Term Expected Real Rate of Return</u>
Cash	2.00 %	(0.33) %
US Equity	24.75	5.72
Non-US Equity Developed	13.50	6.55
Non-US Equity Emerging	6.75	8.54
Fixed Income/Global Bonds	19.00	1.14
Private Equity	11.00	10.03
Real Estate/Real Assets	16.00	5.41
Multi-Asset Strategy	4.00	3.47
Private Debt/Private Credit	3.00	5.28
Total	<u>100.00 %</u>	

Discount Rate - The total pension liability was calculated using the discount rate of 7.00%. The projection of cash flows used to determine the discount rate assumed the contributions from employers and from the members would be computed based on contribution requirements as stipulated by state statute. Projected inflows from investment earnings were calculated using the long-term assumed investment rate of return (7.00%). Based on those assumptions, the plan's fiduciary net position was projected to be available to make all future benefit payments of current plan members. Therefore, the long-term expected rate of return on pension plan investments was applied to all periods of projected benefits to determine the total pension liability.

Sensitivity of the District's Proportionate Share of the Net Pension Liability to Changes in the Discount Rate - Net pension liability is sensitive to changes in the discount rate, and to illustrate the potential impact the following table presents the net pension liability calculated using the discount rate of 7.00%, as well as what each plan's net pension liability would be if it were calculated using a discount rate that is one percentage point lower (6.00%), or one percentage point higher (8.00%) than the current rate.

	<u>1% Decrease</u>	<u>Current Discount Rate</u>	<u>1% Increase</u>
District's proportionate share of the net pension liability	\$ 3,624,785	\$ 2,178,678	\$ 959,113

Actuarial Assumptions - STRS

Key methods and assumptions used in the latest actuarial valuation, reflecting experience study results used in the June 30, 2021, actuarial valuation are presented below:

	<u>June 30, 2021</u>	<u>June 30, 2020</u>
Inflation	2.50%	2.50%
Projected salary increases	12.50% at age 20 to 2.50% at age 65	12.50% at age 20 to 2.50% at age 65
Investment rate of return	7.00%, net of investment expenses, including inflation	7.45%, net of investment expenses, including inflation
Discount rate of return	7.00%	7.45%
Payroll increases	3.00%	3.00%
Cost-of-living adjustments (COLA)	0.00%	0.00%

**NELSONVILLE-YORK CITY SCHOOL DISTRICT
ATHENS COUNTY, OHIO**

NOTES TO THE BASIC FINANCIAL STATEMENTS
FOR THE FISCAL YEAR ENDED JUNE 30, 2022

NOTE 12 - DEFINED BENEFIT PENSION PLANS - (Continued)

For the June 30, 2021, actuarial valuation, post-retirement mortality rates are based on the RP-2014 Annuitant Mortality Tables with 50% of rates through age 69, 70% of rates between ages 70 and 79, 90% of rates between ages 80 and 84, and 100% of rates thereafter, projected forward generationally using mortality improvement scale MP-2016. Pre-retirement mortality rates are based on RP-2014 Employee Mortality Tables, projected forward generationally using mortality improvement scale MP-2016. Post-retirement disabled mortality rates are based on the RP-2014 Disabled Mortality Tables with 90% of rates for males and 100% of rates for females, projected forward generationally using mortality improvement scale MP-2016.

Actuarial assumptions used in the June 30, 2021 valuation are based on the results of an actuarial experience study for the period July 1, 2011 through June 30, 2016.

STRS Ohio's investment consultant develops an estimate range for the investment return assumption based on the target allocation adopted by the Retirement Board. The target allocation and long-term expected rate of return for each major asset class are summarized as follows:

<u>Asset Class</u>	<u>Target Allocation</u>	<u>Long-Term Expected Real Rate of Return *</u>
Domestic Equity	28.00 %	7.35 %
International Equity	23.00	7.55
Alternatives	17.00	7.09
Fixed Income	21.00	3.00
Real Estate	10.00	6.00
Liquidity Reserves	1.00	2.25
Total	<u>100.00 %</u>	

*10-Year geometric nominal returns, which include the real rate of return and inflation of 2.25% and does not include investment expenses. Over a 30-year period, STRS' investment consultant indicates that the above target allocations should generate a return above the actuarial rate of return, without net value added by management.

Discount Rate - The discount rate used to measure the total pension liability was 7.00% as of June 30, 2021. The projection of cash flows used to determine the discount rate assumes that member and employer contributions will be made at the statutory contribution rates in accordance with the rates described previously. For this purpose, only employer contributions that are intended to fund benefits of current plan members and their beneficiaries are included. Based on those assumptions, STRS Ohio's fiduciary net position was projected to be available to make all projected future benefit payments to current plan members as of June 30, 2021. Therefore, the long-term expected rate of return on pension plan investments of 7.00% was applied to all periods of projected benefit payments to determine the total pension liability as of June 30, 2021.

Sensitivity of the District's Proportionate Share of the Net Pension Liability to Changes in the Discount Rate - The following table represents the net pension liability as of June 30, 2021, calculated using the current period discount rate assumption of 7.00%, as well as what the net pension liability would be if it were calculated using a discount rate that is one percentage point lower (6.00%) or one percentage point higher (8.00%) than the current assumption:

	<u>1% Decrease</u>	<u>Current Discount Rate</u>	<u>1% Increase</u>
District's proportionate share of the net pension liability	\$ 12,958,380	\$ 6,919,898	\$ 1,871,395

**NELSONVILLE-YORK CITY SCHOOL DISTRICT
ATHENS COUNTY, OHIO**

NOTES TO THE BASIC FINANCIAL STATEMENTS
FOR THE FISCAL YEAR ENDED JUNE 30, 2022

NOTE 12 - DEFINED BENEFIT PENSION PLANS - (Continued)

Changes Between Measurement Date and Reporting Date - STRS approved a one-time 3.00% cost-of-living adjustment to eligible benefit recipients effective July 1, 2022. It is unknown what the effect this change will have on the net pension liability.

NOTE 13 - DEFINED BENEFIT OPEB PLANS

Net OPEB Liability/Asset

See Note 12 for a description of the net OPEB liability (asset).

Plan Description - School Employees Retirement System (SERS)

Health Care Plan Description - The District contributes to the SERS Health Care Fund, administered by SERS for non-certificated retirees and their beneficiaries. For GASB 75 purposes, this plan is considered a cost-sharing other postemployment benefit (OPEB) plan. SERS' Health Care Plan provides healthcare benefits to eligible individuals receiving retirement, disability, and survivor benefits, and to their eligible dependents. Members who retire after June 1, 1986, need 10 years of service credit, exclusive of most types of purchased credit, to qualify to participate in SERS' health care coverage. In addition to age and service retirees, disability benefit recipients and beneficiaries who are receiving monthly benefits due to the death of a member or retiree, are eligible for SERS' health care coverage. Most retirees and dependents choosing SERS' health care coverage are over the age of 65 and therefore enrolled in a fully insured Medicare Advantage plan; however, SERS maintains a traditional, self-insured preferred provider organization for its non-Medicare retiree population. For both groups, SERS offers a self-insured prescription drug program. Health care is a benefit that is permitted, not mandated, by statute. The financial report of the Plan is included in the SERS Annual Comprehensive Financial Report which can be obtained on SERS' website at www.ohsers.org under Employers/Audit Resources.

Access to health care for retirees and beneficiaries is permitted in accordance with Section 3309 of the Ohio Revised Code. The Health Care Fund was established and is administered in accordance with Internal Revenue Code Section 105(e). SERS' Retirement Board reserves the right to change or discontinue any health plan or program. Active employee members do not contribute to the Health Care Plan. The SERS Retirement Board established the rules for the premiums paid by the retirees for health care coverage for themselves and their dependents or for their surviving beneficiaries. Premiums vary depending on the plan selected, qualified years of service, Medicare eligibility, and retirement status.

Funding Policy - State statute permits SERS to fund the health care benefits through employer contributions. Each year, after the allocation for statutorily required pensions and benefits, the Retirement Board may allocate the remainder of the employer contribution of 14% of covered payroll to the Health Care Fund in accordance with the funding policy. For the fiscal year ended June 30, 2022, SERS did not allocate any employer contributions to post-employment health care. An additional health care surcharge on employers is collected for employees earning less than an actuarially determined minimum compensation amount, pro-rated if less than a full year of service credit was earned. For fiscal year 2022, this amount was \$25,000. Statutes provide that no employer shall pay a health care surcharge greater than 2% of that employer's SERS-covered payroll; nor may SERS collect in aggregate more than 1.5% of the total statewide SERS-covered payroll for the health care surcharge. For fiscal year 2022, the District's surcharge obligation was \$36,817.

The surcharge added to the allocated portion of the 14% employer contribution rate is the total amount assigned to the Health Care Fund. The District's contractually required contribution to SERS was \$36,817 for fiscal year 2022. Of this amount, \$36,817 is reported as pension and postemployment benefits payable.

**NELSONVILLE-YORK CITY SCHOOL DISTRICT
ATHENS COUNTY, OHIO**

NOTES TO THE BASIC FINANCIAL STATEMENTS
FOR THE FISCAL YEAR ENDED JUNE 30, 2022

NOTE 13 - DEFINED BENEFIT OPEB PLANS - (Continued)

Plan Description - State Teachers Retirement System (STRS)

Plan Description - The State Teachers Retirement System of Ohio (STRS) administers a cost-sharing Health Plan administered for eligible retirees who participated in the defined benefit or combined pension plans offered by STRS. Ohio law authorizes STRS to offer this plan. Benefits include hospitalization, physicians' fees, prescription drugs and partial reimbursement of monthly Medicare Part B premiums. The Medicare Part B monthly reimbursement elimination date was postponed indefinitely. The Plan is included in the report of STRS which can be obtained by visiting www.strsoh.org or by calling (888) 227-7877.

Funding Policy - Ohio Revised Code Chapter 3307 authorizes STRS to offer the Plan and gives the Retirement Board discretionary authority over how much, if any, of the health care costs will be absorbed by STRS. Active employee members do not contribute to the Health Care Plan. Nearly all health care plan enrollees, for the most recent year, pay a portion of the health care costs in the form of a monthly premium. Under Ohio law, funding for post-employment health care may be deducted from employer contributions, currently 14% of covered payroll. For the fiscal year ended June 30, 2022, STRS did not allocate any employer contributions to post-employment health care.

OPEB Liabilities/Assets, OPEB Expense, and Deferred Outflows of Resources and Deferred Inflows of Resources Related to OPEB

The net OPEB liability/asset was measured as of June 30, 2021, and the total OPEB liability/asset used to calculate the net OPEB liability/asset was determined by an actuarial valuation as of that date. The District's proportion of the net OPEB liability/asset was based on the District's share of contributions to the respective retirement systems relative to the contributions of all participating entities.

Following is information related to the proportionate share and OPEB expense:

	<u>SERS</u>	<u>STRS</u>	<u>Total</u>
Proportion of the net OPEB liability/asset prior measurement date	0.059400100%	0.052695020%	
Proportion of the net OPEB liability/asset current measurement date	<u>0.060521300%</u>	<u>0.054121329%</u>	
Change in proportionate share	<u>0.001121200%</u>	<u>0.001426309%</u>	
Proportionate share of the net OPEB liability	\$ 1,145,415	\$ -	\$ 1,145,415
Proportionate share of the net OPEB asset	\$ -	\$ (1,141,104)	\$ (1,141,104)
OPEB expense	\$ (18,857)	\$ (76,954)	\$ (95,811)

**NELSONVILLE-YORK CITY SCHOOL DISTRICT
ATHENS COUNTY, OHIO**

NOTES TO THE BASIC FINANCIAL STATEMENTS
FOR THE FISCAL YEAR ENDED JUNE 30, 2022

NOTE 13 - DEFINED BENEFIT OPEB PLANS - (Continued)

At June 30, 2022, the District reported deferred outflows of resources and deferred inflows of resources related to OPEB from the following sources:

	<u>SERS</u>	<u>STRS</u>	<u>Total</u>
Deferred outflows of resources			
Differences between expected and actual experience	\$ 12,210	\$ 40,631	\$ 52,841
Changes of assumptions	179,690	72,889	252,579
Difference between employer contributions and proportionate share of contributions/ change in proportionate share	51,867	14,199	66,066
Contributions subsequent to the measurement date	<u>36,817</u>	<u>-</u>	<u>36,817</u>
Total deferred outflows of resources	<u>\$ 280,584</u>	<u>\$ 127,719</u>	<u>\$ 408,303</u>
	<u>SERS</u>	<u>STRS</u>	<u>Total</u>
Deferred inflows of resources			
Differences between expected and actual experience	\$ 570,469	\$ 209,071	\$ 779,540
Net difference between projected and actual earnings on OPEB plan investments	24,886	316,296	341,182
Changes of assumptions	156,853	680,752	837,605
Difference between employer contributions and proportionate share of contributions/ change in proportionate share	<u>108,137</u>	<u>4,611</u>	<u>112,748</u>
Total deferred inflows of resources	<u>\$ 860,345</u>	<u>\$ 1,210,730</u>	<u>\$ 2,071,075</u>

\$36,817 reported as deferred outflows of resources related to OPEB resulting from District contributions subsequent to the measurement date will be recognized as a reduction of the net OPEB liability/asset in the fiscal year ending June 30, 2023.

Other amounts reported as deferred outflows of resources and deferred inflows of resources related to OPEB will be recognized in OPEB expense as follows:

	<u>SERS</u>	<u>STRS</u>	<u>Total</u>
Fiscal Year Ending June 30:			
2023	\$ (136,378)	\$ (308,929)	\$ (445,307)
2024	(136,550)	(301,016)	(437,566)
2025	(142,575)	(298,282)	(440,857)
2026	(126,393)	(130,712)	(257,105)
2027	(61,676)	(45,226)	(106,902)
Thereafter	<u>(13,006)</u>	<u>1,154</u>	<u>(11,852)</u>
Total	<u>\$ (616,578)</u>	<u>\$ (1,083,011)</u>	<u>\$ (1,699,589)</u>

**NELSONVILLE-YORK CITY SCHOOL DISTRICT
ATHENS COUNTY, OHIO**

NOTES TO THE BASIC FINANCIAL STATEMENTS
FOR THE FISCAL YEAR ENDED JUNE 30, 2022

NOTE 13 - DEFINED BENEFIT OPEB PLANS - (Continued)

Actuarial Assumptions - SERS

The total OPEB liability is determined by SERS' actuaries in accordance with GASB Statement No. 74, as part of their annual actuarial valuation for each retirement plan. Actuarial valuations of an ongoing plan involve estimates of the value of reported amounts (e.g., salaries, credited service) and assumptions about the probability of occurrence of events far into the future (e.g., mortality, disabilities, retirements, employment terminations). Actuarially determined amounts are subject to continual review and potential modifications, as actual results are compared with past expectations and new estimates are made about the future.

Projections of benefits for financial reporting purposes are based on the substantive plan (the plan as understood by the employers and plan members) and include the types of benefits provided at the time of each valuation and the historical pattern of sharing benefit costs between the employers and plan members to that point. The projection of benefits for financial reporting purposes does not explicitly incorporate the potential effects of legal or contractual funding limitations.

Actuarial calculations reflect a long-term perspective. For a newly hired employee, actuarial calculations will take into account the employee's entire career with the employer and also take into consideration the benefits, if any, paid to the employee after termination of employment until the death of the employee and any applicable contingent annuitant. In many cases, actuarial calculations reflect several decades of service with the employer and the payment of benefits after termination.

Key methods and assumptions used in calculating the total OPEB liability in the latest actuarial valuation date of June 30, 2021 are presented below:

Wage inflation:	
Current measurement date	2.40%
Prior measurement date	3.00%
Future salary increases, including inflation:	
Current measurement date	3.25% to 13.58%
Prior measurement date	3.50% to 18.20%
Investment rate of return:	
Current measurement date	7.00% net of investment expense, including inflation
Prior measurement date	7.50% net of investment expense, including inflation
Municipal bond index rate:	
Current measurement date	1.92%
Prior measurement date	2.45%
Single equivalent interest rate, net of plan investment expense, including price inflation:	
Current measurement date	2.27%
Prior measurement date	2.63%
Medical trend assumption:	
Current measurement date	
Medicare	5.125 to 4.400%
Pre-Medicare	6.750 to 4.400%
Prior measurement date	
Medicare	5.25 to 4.75%
Pre-Medicare	7.00 to 4.75%

**NELSONVILLE-YORK CITY SCHOOL DISTRICT
ATHENS COUNTY, OHIO**

NOTES TO THE BASIC FINANCIAL STATEMENTS
FOR THE FISCAL YEAR ENDED JUNE 30, 2022

NOTE 13 - DEFINED BENEFIT OPEB PLANS - (Continued)

In 2021, Mortality rates were based on the PUB-2010 General Employee Amount Weight Below Median Healthy Retiree mortality table projected to 2017 with ages set forward 1 year and adjusted 94.20% for males and set forward 2 years and adjusted 81.35% for females. Mortality among disabled members were based upon the PUB-2010 General Disabled Retiree mortality table projected to 2017 with ages set forward 5 years and adjusted 103.3% for males and set forward 3 years and adjusted 106.8% for females. Future improvement in mortality rates is reflected by applying the MP-2020 projection scale generationally.

In the prior measurement date, the mortality rates were based on the RP-2014 Blue Collar Mortality Table with fully generational projection and a five-year age set-back for both males and females. Mortality among service retired members, and beneficiaries were based upon the RP-2014 Blue Collar Mortality Table with fully generational projection with Scale BB, 120% of male rates, and 110% of female rates. Mortality among disabled members was based upon the RP-2000 Disabled Mortality Table, 90% for male rates and 100% for female rates, set back five years is used for the period after disability retirement.

The most recent experience study was completed for the five-year period ended June 30, 2020.

The long-term expected rate of return on plan assets is reviewed as part of the actuarial five-year experience study. The most recent study covers fiscal years 2015 through 2020 and was adopted by the Board in 2021. Several factors are considered in evaluating the long-term rate of return assumption including long-term historical data, estimates inherent in current market data, and a log-normal distribution analysis in which best-estimate ranges of expected future real rates of return were developed by the investment consultant for each major asset class. These ranges were combined to produce the long-term expected rate of return, 7.00%, by weighting the expected future real rates of return by the target asset allocation percentage and then adding expected inflation. The capital market assumptions developed by the investment consultant are intended for use over a 10-year horizon and may not be useful in setting the long-term rate of return for funding pension plans which covers a longer timeframe. The assumption is intended to be a long-term assumption and is not expected to change absent a significant change in the asset allocation, a change in the inflation assumption, or a fundamental change in the market that alters expected returns in future years.

The target asset allocation and best estimates of arithmetic real rates of return for each major asset class, as used in the June 30, 2020 five-year experience study, are summarized as follows:

Asset Class	Target Allocation	Long-Term Expected Real Rate of Return
Cash	2.00 %	(0.33) %
US Equity	24.75	5.72
Non-US Equity Developed	13.50	6.55
Non-US Equity Emerging	6.75	8.54
Fixed Income/Global Bonds	19.00	1.14
Private Equity	11.00	10.03
Real Estate/Real Assets	16.00	5.41
Multi-Asset Strategy	4.00	3.47
Private Debt/Private Credit	3.00	5.28
Total	<u>100.00 %</u>	

**NELSONVILLE-YORK CITY SCHOOL DISTRICT
ATHENS COUNTY, OHIO**

NOTES TO THE BASIC FINANCIAL STATEMENTS
FOR THE FISCAL YEAR ENDED JUNE 30, 2022

NOTE 13 - DEFINED BENEFIT OPEB PLANS - (Continued)

Discount Rate - The discount rate used to measure the total OPEB liability at June 30, 2021 was 2.27%. The discount rate used to measure total OPEB liability prior to June 30, 2021 was 2.63%. The projection of cash flows used to determine the discount rate assumed that contributions will be made from members and the System at the contribution rate of 1.50% of projected covered payroll each year, which includes a 1.50% payroll surcharge and no contributions from the basic benefits plan. Based on these assumptions, the OPEB plan's fiduciary net position was projected to become insufficient to make all projected future benefit payments of current System members by SERS actuaries. The Municipal Bond Index Rate is used in the determination of the SEIR for both the June 30, 2020 and the June 30, 2021 total OPEB liability. The Municipal Bond Index rate is the single rate that will generate a present value of benefit payments equal to the sum of the present value determined by the long-term expected rate of return, and the present value determined by discounting those benefits after the date of depletion. The Municipal Bond Index Rate is 1.92% at June 30, 2021 and 2.45% at June 30, 2020.

Sensitivity of the District's Proportionate Share of the Net OPEB Liability to Changes in the Discount Rate and Changes in the Health Care Cost Trend Rates - The net OPEB liability is sensitive to changes in the discount rate and the health care cost trend rate. The following table presents the net OPEB liability, what the net OPEB liability would be if it were calculated using a discount rate that is 1 percentage point lower (1.27%) and higher (3.27%) than the current discount rate (2.27%). Also shown is what the net OPEB liability would be based on health care cost trend rates that are 1 percentage point lower (5.75% decreasing to 3.40%) and higher (7.75% decreasing to 5.40%) than the current rate (6.75% decreasing to 4.40%).

	1% Decrease	Current Discount Rate	1% Increase
District's proportionate share of the net OPEB liability	\$ 1,419,308	\$ 1,145,415	\$ 926,610
	1% Decrease	Current Trend Rate	1% Increase
District's proportionate share of the net OPEB liability	\$ 881,876	\$ 1,145,415	\$ 1,497,423

**NELSONVILLE-YORK CITY SCHOOL DISTRICT
ATHENS COUNTY, OHIO**

NOTES TO THE BASIC FINANCIAL STATEMENTS
FOR THE FISCAL YEAR ENDED JUNE 30, 2022

NOTE 13 - DEFINED BENEFIT OPEB PLANS - (Continued)

Actuarial Assumptions - STRS

Key methods and assumptions used in the latest actuarial valuation, reflecting experience study results used in the June 30, 2021, actuarial valuation, compared with June 30, 2020, are presented below:

	June 30, 2021		June 30, 2020	
	Initial	Ultimate	Initial	Ultimate
Projected salary increases	12.50% at age 20 to 2.50% at age 65		12.50% at age 20 to 2.50% at age 65	
Investment rate of return	7.00%, net of investment expenses, including inflation		7.45%, net of investment expenses, including inflation	
Payroll increases	3.00%		3.00%	
Discount rate of return	7.00%		7.45%	
Health care cost trends				
Medical				
Pre-Medicare	5.00%	4.00%	5.00%	4.00%
Medicare	-16.18%	4.00%	-6.69%	4.00%
Prescription Drug				
Pre-Medicare	6.50%	4.00%	6.50%	4.00%
Medicare	29.98%	4.00%	11.87%	4.00%

Projections of benefits include the historical pattern of sharing benefit costs between the employers and retired plan members.

For healthy retirees the mortality rates are based on the RP-2014 Annuitant Mortality Tables with 50% of rates through age 69, 70% of rates between ages 70 and 79, 90% of rates between ages 80 and 84, and 100% of rates thereafter, projected forward generationally using mortality improvement scale MP-2016. For disabled retirees, mortality rates are based on the RP-2014 Disabled Mortality Tables with 90% of rates for males and 100% of rates for females, projected forward generationally using mortality improvement scale MP-2016.

Actuarial assumptions used in the June 30, 2021 valuation are based on the results of an actuarial experience study for the period July 1, 2011 through June 30, 2016.

Assumption Changes Since the Prior Measurement Date - The discount rate was adjusted to 7.00% from 7.45% for the June 30, 2021 valuation.

Benefit Term Changes Since the Prior Measurement Date - The non-Medicare subsidy percentage was increased effective January 1, 2022 from 2.055% to 2.100%. The non-Medicare frozen subsidy base premium was increased effective January 1, 2022. The Medicare Part D subsidy was updated to reflect it is expected to be negative in CY2022. The Part B monthly reimbursement elimination date was postponed indefinitely.

**NELSONVILLE-YORK CITY SCHOOL DISTRICT
ATHENS COUNTY, OHIO**

NOTES TO THE BASIC FINANCIAL STATEMENTS
FOR THE FISCAL YEAR ENDED JUNE 30, 2022

NOTE 13 - DEFINED BENEFIT OPEB PLANS - (Continued)

STRS' investment consultant develops an estimate range for the investment return assumption based on the target allocation adopted by the Retirement Board. The target allocation and long-term expected rate of return for each major asset class are summarized as follows:

<u>Asset Class</u>	<u>Target Allocation</u>	<u>Long-Term Expected Real Rate of Return *</u>
Domestic Equity	28.00 %	7.35 %
International Equity	23.00	7.55
Alternatives	17.00	7.09
Fixed Income	21.00	3.00
Real Estate	10.00	6.00
Liquidity Reserves	1.00	2.25
Total	<u>100.00 %</u>	

*10-Year geometric nominal returns, which include the real rate of return and inflation of 2.25% and does not include investment expenses. Over a 30-year period, STRS' investment consultant indicates that the above target allocations should generate a return above the actuarial rate of return, without net value added by management.

Discount Rate - The discount rate used to measure the total OPEB asset was 7.00% as of June 30, 2021. The projection of cash flows used to determine the discount rate assumed STRS Ohio continues to allocate no employer contributions to the health care fund. Based on these assumptions, the OPEB plan's fiduciary net position was projected to be available to make all projected future benefit payments to current plan members as of June 30, 2021. Therefore, the long-term expected rate of return on health care fund investments of 7.00% was applied to all periods of projected health care costs to determine the total OPEB liability as of June 30, 2021.

Sensitivity of the District's Proportionate Share of the Net OPEB Asset to Changes in the Discount and Health Care Cost Trend Rate - The following table represents the net OPEB asset as of June 30, 2021, calculated using the current period discount rate assumption of 7.00%, as well as what the net OPEB asset would be if it were calculated using a discount rate that is one percentage point lower (6.00%) or one percentage point higher (8.00%) than the current assumption. Also shown is the net OPEB asset as if it were calculated using health care cost trend rates that are one percentage point lower or one percentage point higher than the current health care cost trend rates.

	<u>1% Decrease</u>	<u>Current Discount Rate</u>	<u>1% Increase</u>
District's proportionate share of the net OPEB asset	\$ 962,915	\$ 1,141,104	\$ 1,289,954
		<u>Current Trend Rate</u>	<u>1% Increase</u>
District's proportionate share of the net OPEB asset	\$ 1,283,922	\$ 1,141,104	\$ 964,496

**NELSONVILLE-YORK CITY SCHOOL DISTRICT
ATHENS COUNTY, OHIO**

NOTES TO THE BASIC FINANCIAL STATEMENTS
FOR THE FISCAL YEAR ENDED JUNE 30, 2022

NOTE 14 - BUDGETARY BASIS OF ACCOUNTING

While reporting financial position, results of operations, and changes in fund balance on the basis of accounting principles generally accepted in the United States of America (GAAP), the budgetary basis as provided by law is based upon accounting for certain transactions on a basis of cash receipts and disbursements.

The statement of revenue, expenditures and changes in fund balance - budget and actual (non-GAAP budgetary basis) presented for the general fund is presented on the budgetary basis to provide a meaningful comparison of actual results with the budget. The major differences between the budget basis and the GAAP basis are that:

- (a) Revenues and other financing sources are recorded when received in cash (budget basis) as opposed to when susceptible to accrual (GAAP basis);
- (b) Expenditures and other financing uses are recorded when paid in cash (budget basis) as opposed to when the liability is incurred (GAAP basis);
- (c) In order to determine compliance with Ohio law, and to reserve that portion of the applicable appropriation, total outstanding encumbrances (budget basis) are recorded as the equivalent of an expenditure, as opposed to assigned or committed fund balance for that portion of outstanding encumbrances not already recognized as an account payable (GAAP basis);
- (d) Investments are reported at fair value (GAAP basis) rather than cost (budget basis); and,
- (e) Some funds are included in the general fund (GAAP basis) but have separate legally adopted budgets (budget basis).

The adjustments necessary to convert the results of operations for the year on the budget basis to the GAAP basis for the general fund is as follows:

Net Change in Fund Balance

	<u>General fund</u>
Budget basis	\$ 42,317
Net adjustment for revenue accruals	(73,894)
Net adjustment for expenditure accruals	(80,173)
Net adjustment for other sources/uses	(76,221)
Funds budgeted elsewhere	1,629
Adjustment for encumbrances	239,163
GAAP basis	\$ 52,821

Certain funds that are legally budgeted in separate special revenue funds are considered part of the general fund on a GAAP basis. This includes the public-school support fund and uniform school supplies fund.

NOTE 15 - SET-ASIDES

The District is required by State law to annually set-aside certain general fund revenue amounts, as defined by statutory formula, for the acquisition and construction of capital improvements. Amounts not spent by the end of the fiscal year or offset by similarly restricted resources received during the year must be held in cash at fiscal year-end. This amount must be carried forward to be used for the same purpose in future years. Expenditures exceeding the set-aside requirement may not be carried forward to the next fiscal year.

**NELSONVILLE-YORK CITY SCHOOL DISTRICT
ATHENS COUNTY, OHIO**

**NOTES TO THE BASIC FINANCIAL STATEMENTS
FOR THE FISCAL YEAR ENDED JUNE 30, 2022**

NOTE 15 - SET-ASIDES - (Continued)

The following cash-basis information describes the change in the fiscal year-end set-aside amount for capital improvements. Disclosure of this information is required by State statute.

	<u>Capital Improvements</u>
Set-aside balance June 30, 2021	\$ -
Current year set-aside requirement	202,956
Current year qualifying expenditures	(105,003)
Current year offsets	<u>(97,953)</u>
Total	<u>\$ -</u>
Balance carried forward to fiscal year 2023	<u>\$ -</u>
Set-aside balance June 30, 2022	<u>\$ -</u>

NOTE 16 - CONTINGENCIES

A. Grants

The District receives significant financial assistance from numerous Federal, State and local agencies in the form of grants. The disbursement of funds received under these programs generally requires compliance with terms and conditions specified in the grant agreements and are subject to audit by the grantor agencies. Any disallowed claims resulting from such audits could become a liability of the District. However, in the opinion of management, any such disallowed claims will not have a material effect on the financial position of the District.

B. Litigation

The District is not a party to legal proceedings that, in the opinion of management, would have a material adverse effect on the financial statements.

NOTE 17 - OTHER COMMITMENTS

The District utilizes encumbrance accounting as part of its budgetary controls. Encumbrances outstanding at year end may be reported as part of restricted, committed, or assigned classifications of fund balance. At year end, the District's commitments for encumbrances in the governmental funds were as follows:

	<u>Year-End Encumbrances</u>
<u>Fund</u>	
General fund	\$ 218,572
Other governmental	<u>354,452</u>
Total	<u>\$ 573,024</u>

**NELSONVILLE-YORK CITY SCHOOL DISTRICT
ATHENS COUNTY, OHIO**

**NOTES TO THE BASIC FINANCIAL STATEMENTS
FOR THE FISCAL YEAR ENDED JUNE 30, 2022**

NOTE 18 - COVID-19

The United States and the State of Ohio declared a state of emergency in March of 2020 due to the COVID-19 pandemic. Ohio's state of emergency ended in June, 2021 while the national state of emergency continues. During fiscal year 2022, the District received COVID-19 funding. The financial impact of COVID-19 and the continuing emergency measures may impact subsequent periods of the District. The impact on the District's future operating costs, revenues, and additional recovery from emergency funding, either federal or state, cannot be estimated.

NOTE 19 – SUBSEQUENT EVENT

On January 4, 2023 the District entered into a finance purchase agreement for the purpose of improving the school's track and other facilities. The rent payments as part of the agreement are to not exceed \$1,500,000.

THIS PAGE IS INTENTIONALLY LEFT BLANK

REQUIRED SUPPLEMENTARY INFORMATION

**NELSONVILLE-YORK CITY SCHOOL DISTRICT
ATHENS COUNTY, OHIO**

SCHEDULES OF REQUIRED SUPPLEMENTARY INFORMATION

SCHEDULE OF THE DISTRICT'S PROPORTIONATE SHARE OF
THE NET PENSION LIABILITY
SCHOOL EMPLOYEES RETIREMENT SYSTEM (SERS) OF OHIO

LAST NINE FISCAL YEARS

	<u>2022</u>	<u>2021</u>	<u>2020</u>	<u>2019</u>
District's proportion of the net pension liability	0.05904740%	0.06026070%	0.06281220%	0.06283330%
District's proportionate share of the net pension liability	\$ 2,178,678	\$ 3,985,770	\$ 3,758,164	\$ 3,598,579
District's covered payroll	\$ 1,986,179	\$ 1,951,679	\$ 2,196,200	\$ 2,102,467
District's proportionate share of the net pension liability as a percentage of its covered payroll	109.69%	204.22%	171.12%	171.16%
Plan fiduciary net position as a percentage of the total pension liability	82.86%	68.55%	70.85%	71.36%

Note: Information prior to 2014 was unavailable. Schedule is intended to show information for 10 years. Additional years will be displayed as they become available.

Amounts presented for each fiscal year were determined as of the District's measurement date which is the prior year-end.

SEE ACCOMPANYING NOTES TO THE REQUIRED SUPPLEMENTARY INFORMATION

2018	2017	2016	2015	2014
0.05963940%	0.06292720%	0.05981070%	0.05776500%	0.05776500%
\$ 3,563,322	\$ 4,605,690	\$ 3,412,857	\$ 2,923,454	\$ 3,435,099
\$ 1,945,943	\$ 2,058,621	\$ 1,800,615	\$ 1,678,543	\$ 1,619,595
183.12%	223.73%	189.54%	174.17%	212.10%
69.50%	62.98%	69.16%	71.70%	65.52%

**NELSONVILLE-YORK CITY SCHOOL DISTRICT
ATHENS COUNTY, OHIO**

SCHEDULES OF REQUIRED SUPPLEMENTARY INFORMATION

SCHEDULE OF THE DISTRICT'S PROPORTIONATE SHARE OF
THE NET PENSION LIABILITY
STATE TEACHERS RETIREMENT SYSTEM (STRS) OF OHIO

LAST NINE FISCAL YEARS

	<u>2022</u>	<u>2021</u>	<u>2020</u>	<u>2019</u>
District's proportion of the net pension liability	0.05412133%	0.05269502%	0.05452588%	0.05213919%
District's proportionate share of the net pension liability	\$ 6,919,898	\$ 12,750,320	\$ 12,058,071	\$ 11,464,237
District's covered payroll	\$ 6,696,014	\$ 6,409,500	\$ 6,425,136	\$ 5,981,207
District's proportionate share of the net pension liability as a percentage of its covered payroll	103.34%	198.93%	187.67%	191.67%
Plan fiduciary net position as a percentage of the total pension liability	87.78%	75.48%	77.40%	77.31%

Note: Information prior to 2014 was unavailable. Schedule is intended to show information for 10 years. Additional years will be displayed as they become available.

Amounts presented for each fiscal year were determined as of the District's measurement date which is the prior year-end.

SEE ACCOMPANYING NOTES TO THE REQUIRED SUPPLEMENTARY INFORMATION

2018	2017	2016	2015	2014
0.05227843%	0.05199601%	0.05093840%	0.05028375%	0.05028375%
\$ 12,418,853	\$ 17,404,632	\$ 14,077,884	\$ 12,230,748	\$ 14,569,187
\$ 5,807,371	\$ 5,505,664	\$ 5,395,379	\$ 5,137,608	\$ 5,529,531
213.85%	316.12%	260.92%	238.06%	263.48%
75.30%	66.80%	72.10%	74.70%	69.30%

**NELSONVILLE-YORK CITY SCHOOL DISTRICT
ATHENS COUNTY, OHIO**

SCHEDULES OF REQUIRED SUPPLEMENTARY INFORMATION

SCHEDULE OF DISTRICT PENSION CONTRIBUTIONS
SCHOOL EMPLOYEES RETIREMENT SYSTEM (SERS) OF OHIO

	LAST TEN FISCAL YEARS			
	<u>2022</u>	<u>2021</u>	<u>2020</u>	<u>2019</u>
Contractually required contribution	\$ 312,399	\$ 278,065	\$ 273,235	\$ 296,487
Contributions in relation to the contractually required contribution	<u>(312,399)</u>	<u>(278,065)</u>	<u>(273,235)</u>	<u>(296,487)</u>
Contribution deficiency (excess)	<u>\$ -</u>	<u>\$ -</u>	<u>\$ -</u>	<u>\$ -</u>
District's covered payroll	\$ 2,231,421	\$ 1,986,179	\$ 1,951,679	\$ 2,196,200
Contributions as a percentage of covered payroll	14.00%	14.00%	14.00%	13.50%

SEE ACCOMPANYING NOTES TO THE REQUIRED SUPPLEMENTARY INFORMATION

<u>2018</u>	<u>2017</u>	<u>2016</u>	<u>2015</u>	<u>2014</u>	<u>2013</u>
\$ 283,833	\$ 272,432	\$ 288,207	\$ 237,321	\$ 232,646	\$ 224,152
<u>(283,833)</u>	<u>(272,432)</u>	<u>(288,207)</u>	<u>(237,321)</u>	<u>(232,646)</u>	<u>(224,152)</u>
<u>\$ -</u>	<u>\$ -</u>	<u>\$ -</u>	<u>\$ -</u>	<u>\$ -</u>	<u>\$ -</u>
\$ 2,102,467	\$ 1,945,943	\$ 2,058,621	\$ 1,800,615	\$ 1,678,543	\$ 1,619,595
13.50%	14.00%	14.00%	13.18%	13.86%	13.84%

**NELSONVILLE-YORK CITY SCHOOL DISTRICT
ATHENS COUNTY, OHIO**

SCHEDULES OF REQUIRED SUPPLEMENTARY INFORMATION

SCHEDULE OF DISTRICT PENSION CONTRIBUTIONS
STATE TEACHERS RETIREMENT SYSTEM (STRS) OF OHIO

LAST TEN FISCAL YEARS

	<u>2022</u>	<u>2021</u>	<u>2020</u>	<u>2019</u>
Contractually required contribution	\$ 1,034,698	\$ 937,442	\$ 897,330	\$ 899,519
Contributions in relation to the contractually required contribution	<u>(1,034,698)</u>	<u>(937,442)</u>	<u>(897,330)</u>	<u>(899,519)</u>
Contribution deficiency (excess)	<u>\$ -</u>	<u>\$ -</u>	<u>\$ -</u>	<u>\$ -</u>
District's covered payroll	\$ 7,390,700	\$ 6,696,014	\$ 6,409,500	\$ 6,425,136
Contributions as a percentage of covered payroll	14.00%	14.00%	14.00%	14.00%

SEE ACCOMPANYING NOTES TO THE REQUIRED SUPPLEMENTARY INFORMATION

<u>2018</u>	<u>2017</u>	<u>2016</u>	<u>2015</u>	<u>2014</u>	<u>2013</u>
\$ 837,369	\$ 813,032	\$ 770,793	\$ 755,353	\$ 667,889	\$ 718,839
<u>(837,369)</u>	<u>(813,032)</u>	<u>(770,793)</u>	<u>(755,353)</u>	<u>(667,889)</u>	<u>(718,839)</u>
<u>\$ -</u>	<u>\$ -</u>	<u>\$ -</u>	<u>\$ -</u>	<u>\$ -</u>	<u>\$ -</u>
\$ 5,981,207	\$ 5,807,371	\$ 5,505,664	\$ 5,395,379	\$ 5,137,608	\$ 5,529,531
14.00%	14.00%	14.00%	14.00%	13.00%	13.00%

**NELSONVILLE-YORK CITY SCHOOL DISTRICT
ATHENS COUNTY, OHIO**

SCHEDULES OF REQUIRED SUPPLEMENTARY INFORMATION

SCHEDULE OF THE DISTRICT'S PROPORTIONATE SHARE OF
THE NET OPEB LIABILITY
SCHOOL EMPLOYEES RETIREMENT SYSTEM (SERS) OF OHIO

LAST SIX FISCAL YEARS

	<u>2022</u>	<u>2021</u>	<u>2020</u>	<u>2019</u>
District's proportion of the net OPEB liability	0.06052130%	0.05940010%	0.06343560%	0.06370420%
District's proportionate share of the net OPEB liability	\$ 1,145,415	\$ 1,290,959	\$ 1,595,272	\$ 1,767,327
District's covered payroll	\$ 1,986,179	\$ 1,951,679	\$ 2,196,200	\$ 2,102,467
District's proportionate share of the net OPEB liability as a percentage of its covered payroll	57.67%	66.15%	72.64%	84.06%
Plan fiduciary net position as a percentage of the total OPEB liability	24.08%	18.17%	15.57%	13.57%

Note: Information prior to 2017 was unavailable. Schedule is intended to show information for 10 years. Additional years will be displayed as they become available.

Amounts presented for each fiscal year were determined as of the District's measurement date which is the prior year-end.

SEE ACCOMPANYING NOTES TO THE REQUIRED SUPPLEMENTARY INFORMATION

<u>2018</u>	<u>2017</u>
0.06031000%	0.06370316%
\$ 1,618,562	\$ 1,815,776
\$ 1,945,943	\$ 2,058,621
83.18%	88.20%
12.46%	11.49%

**NELSONVILLE-YORK CITY SCHOOL DISTRICT
ATHENS COUNTY, OHIO**

SCHEDULES OF REQUIRED SUPPLEMENTARY INFORMATION

SCHEDULE OF THE DISTRICT'S PROPORTIONATE SHARE OF
THE NET OPEB LIABILITY/ASSET
STATE TEACHERS RETIREMENT SYSTEM (STRS) OF OHIO

LAST SIX FISCAL YEARS

	<u>2022</u>	<u>2021</u>	<u>2020</u>	<u>2019</u>
District's proportion of the net OPEB liability/asset	0.05412133%	0.05269502%	0.05452588%	0.05213919%
District's proportionate share of the net OPEB liability/(asset)	\$ (1,141,104)	\$ (926,115)	\$ (903,079)	\$ (837,823)
District's covered payroll	\$ 6,696,014	\$ 6,409,500	\$ 6,425,136	\$ 5,981,207
District's proportionate share of the net OPEB liability/asset as a percentage of its covered payroll	17.04%	14.45%	14.06%	14.01%
Plan fiduciary net position as a percentage of the total OPEB liability/asset	174.73%	182.10%	174.70%	176.00%

Note: Information prior to 2017 was unavailable. Schedule is intended to show information for 10 years. Additional years will be displayed as they become available.

Amounts presented for each fiscal year were determined as of the District's measurement date which is the prior year-end.

SEE ACCOMPANYING NOTES TO THE REQUIRED SUPPLEMENTARY INFORMATION

<u>2018</u>	<u>2017</u>
0.05227843%	0.05199601%
\$ 2,039,711	\$ 2,780,760
\$ 5,807,371	\$ 5,505,664
35.12%	50.51%
47.10%	37.30%

**NELSONVILLE-YORK CITY SCHOOL DISTRICT
ATHENS COUNTY, OHIO**

SCHEDULES OF REQUIRED SUPPLEMENTARY INFORMATION

SCHEDULE OF DISTRICT OPEB CONTRIBUTIONS
SCHOOL EMPLOYEES RETIREMENT SYSTEM (SERS) OF OHIO

	LAST TEN FISCAL YEARS			
	<u>2022</u>	<u>2021</u>	<u>2020</u>	<u>2019</u>
Contractually required contribution	\$ 36,817	\$ 37,198	\$ 23,345	\$ 45,320
Contributions in relation to the contractually required contribution	<u>(36,817)</u>	<u>(37,198)</u>	<u>(23,345)</u>	<u>(45,320)</u>
Contribution deficiency (excess)	<u>\$ -</u>	<u>\$ -</u>	<u>\$ -</u>	<u>\$ -</u>
District's covered payroll	\$ 2,231,421	\$ 1,986,179	\$ 1,951,679	\$ 2,196,200
Contributions as a percentage of covered payroll	1.65%	1.87%	1.20%	2.06%

SEE ACCOMPANYING NOTES TO THE REQUIRED SUPPLEMENTARY INFORMATION

<u>2018</u>	<u>2017</u>	<u>2016</u>	<u>2015</u>	<u>2014</u>	<u>2013</u>
\$ 44,749	\$ 31,898	\$ 31,947	\$ 44,055	\$ 31,348	\$ 28,857
<u>(44,749)</u>	<u>(31,898)</u>	<u>(31,947)</u>	<u>(44,055)</u>	<u>(31,348)</u>	<u>(28,857)</u>
<u>\$ -</u>	<u>\$ -</u>	<u>\$ -</u>	<u>\$ -</u>	<u>\$ -</u>	<u>\$ -</u>
\$ 2,102,467	\$ 1,945,943	\$ 2,058,621	\$ 1,800,615	\$ 1,678,543	\$ 1,619,595
2.13%	1.64%	1.55%	2.45%	1.87%	1.78%

**NELSONVILLE-YORK CITY SCHOOL DISTRICT
ATHENS COUNTY, OHIO**

SCHEDULES OF REQUIRED SUPPLEMENTARY INFORMATION

SCHEDULE OF DISTRICT OPEB CONTRIBUTIONS
STATE TEACHERS RETIREMENT SYSTEM (STRS) OF OHIO

	LAST TEN FISCAL YEARS			
	<u>2022</u>	<u>2021</u>	<u>2020</u>	<u>2019</u>
Contractually required contribution	\$ -	\$ -	\$ -	\$ -
Contributions in relation to the contractually required contribution	-	-	-	-
Contribution deficiency (excess)	<u>\$ -</u>	<u>\$ -</u>	<u>\$ -</u>	<u>\$ -</u>
District's covered payroll	\$ 7,390,700	\$ 6,696,014	\$ 6,409,500	\$ 6,425,136
Contributions as a percentage of covered payroll	0.00%	0.00%	0.00%	0.00%

SEE ACCOMPANYING NOTES TO THE REQUIRED SUPPLEMENTARY INFORMATION

2018	2017	2016	2015	2014	2013
\$ -	\$ -	\$ -	\$ -	\$ 52,717	\$ 55,295
-	-	-	-	(52,717)	(55,295)
<u>\$ -</u>	<u>\$ -</u>	<u>\$ -</u>	<u>\$ -</u>	<u>\$ -</u>	<u>\$ -</u>
\$ 5,981,207	\$ 5,807,371	\$ 5,505,664	\$ 5,395,379	\$ 5,137,608	\$ 5,529,531
0.00%	0.00%	0.00%	1.00%	1.00%	1.00%

**NELSONVILLE-YORK CITY SCHOOL DISTRICT
ATHENS COUNTY, OHIO**

NOTES TO THE REQUIRED SUPPLEMENTARY INFORMATION
FOR THE FISCAL YEAR ENDED JUNE 30, 2022

PENSION

SCHOOL EMPLOYEES RETIREMENT SYSTEM (SERS) OF OHIO

Changes in benefit terms :

- There were no changes in benefit terms from the amounts reported for fiscal years 2014-2017.
- For fiscal year 2018, SERS changed from a fixed 3% annual increase to a Cost of Living Adjustment (COLA) based on the changes in the Consumer Price Index (CPI-W), with a cap of 2.5% and a floor of 0%.
- There were no changes in benefit terms from the amounts previously reported for fiscal year 2019.
- There were no changes in benefit terms from the amounts previously reported for fiscal year 2020.
- There were no changes in benefit terms from the amounts previously reported for fiscal year 2021.
- For fiscal year 2022, SERS changed from a Cost of Living Adjustment (COLA) of 2.5% to 2.0%.

Changes in assumptions :

- There were no changes in methods and assumptions used in the calculation of actuarial determined contributions for fiscal years 2014-2016.
- For fiscal year 2017, the following changes of assumptions affected the total pension liability since the prior measurement date: (a) the assumed rate of inflation was reduced from 3.25% to 3.00%, (b) payroll growth assumption was reduced from 4.00% to 3.50%, (c) assumed real wage growth was reduced from 0.75% to 0.50%, (d) rates of withdrawal, retirement and disability were updated to reflect recent experience, (e) mortality among active members was updated to RP-2014 Blue Collar Mortality Table with fully generational projection and a five year age set-back for both males and females, (f) mortality among service retired members and beneficiaries was updated to the following RP-2014 Blue Collar Mortality Table with fully generational projection with Scale BB, 120% of male rates and 110% of female rates, (g) mortality among disabled members was updated to RP-2000 Disabled Mortality Table, 90% for male rates and 100% for female rates, set back five years is used for the period after disability retirement and (h) the discount rate was reduced from 7.75% to 7.50%.
- There were no changes in methods and assumptions used in the calculation of actuarial determined contributions for fiscal year 2018.
- There were no changes in methods and assumptions used in the calculation of actuarial determined contributions for fiscal year 2019.
- There were no changes in methods and assumptions used in the calculation of actuarial determined contributions for fiscal year 2020.
- There were no changes in methods and assumptions used in the calculation of actuarial determined contributions for fiscal year 2021.
- For fiscal year 2022, the following changes of assumptions affected the total pension liability since the prior measurement date: (a) wage inflation decreased from 3.00% to 2.40%, (b) future salary increases changed from 3.50%-18.20% to 3.25%-13.58%, (c) investment rate of return decreased from 7.50% to 7.00%, (d) discount rate decreased from 7.50% to 7.00% and (e) mortality tables changed from the RP-2014 Blue Collar mortality table to the PUB-2010 General Employee Amount Weight Below Median Healthy Retiree mortality table.

STATE TEACHERS RETIREMENT SYSTEM (STRS) OF OHIO

Changes in benefit terms :

- There were no changes in benefit terms from the amounts reported for fiscal years 2014-2017.
- For fiscal year 2018, STRS decreased the Cost of Living Adjustment (COLA) to zero.
- There were no changes in benefit terms from amounts previously reported for fiscal year 2019.
- There were no changes in benefit terms from amounts previously reported for fiscal year 2020.
- There were no changes in benefit terms from amounts previously reported for fiscal year 2021.
- There were no changes in benefit terms from amounts previously reported for fiscal year 2022.

(Continued)

**NELSONVILLE-YORK CITY SCHOOL DISTRICT
ATHENS COUNTY, OHIO**

NOTES TO THE REQUIRED SUPPLEMENTARY INFORMATION (CONTINUED)
FOR THE FISCAL YEAR ENDED JUNE 30, 2022

PENSION (CONTINUED)

Changes in assumptions :

- There were no changes in methods and assumptions used in the calculation of actuarial determined contributions for fiscal years 2014-2017.
- For fiscal year 2018, the following changes of assumption affected the total pension liability since the prior measurement date: (a) the long-term expected rate of return was reduced from 7.75% to 7.45%, (b) the inflation assumption was lowered from 2.75% to 2.50%, (c) the payroll growth assumption was lowered to 3.00%, (d) total salary increases rate was lowered by decreasing the merit component of the individual salary increases, in addition to a decrease of 0.25% due to lower inflation, (e) the healthy and disabled mortality assumptions were updated to the RP-2014 mortality tables with generational improvement scale MP-2016 and (f) rates of retirement, termination and disability were modified to better reflect anticipated future experience.
- There were no changes in methods and assumptions used in the calculation of actuarial determined contributions for fiscal year 2019.
- There were no changes in methods and assumptions used in the calculation of actuarial determined contributions for fiscal year 2020.
- There were no changes in methods and assumptions used in the calculation of actuarial determined contributions for fiscal year 2021.
- For fiscal year 2022, the following changes of assumption affected the total pension liability since the prior measurement date: (a) the long-term expected rate of return was reduced from 7.45% to 7.00% and (b) the discount rate of return was reduced from 7.45% to 7.00%.

OTHER POSTEMPLOYMENT BENEFITS (OPEB)

SCHOOL EMPLOYEES RETIREMENT SYSTEM (SERS) OF OHIO

Changes in benefit terms :

- There were no changes in benefit terms from the amounts reported for fiscal years 2014-2022.

Changes in assumptions :

- There were no changes in methods and assumptions used in the calculation of actuarial determined contributions for fiscal year 2017.
- For fiscal year 2018, the following changes of assumptions affected the total OPEB liability since the prior measurement date: (a) assumed rate of inflation was reduced from 3.25% to 3.00%, (b) payroll growth assumption was reduced from 4.00% to 3.50%, (c) assumed real wage growth was reduced from 0.75% to 0.50%, (d) rates of withdrawal, retirement, and disability were updated to reflect recent experience, (e) mortality among active members was updated to the following: RP-2014 Blue Collar Mortality Table with fully generational projection and a five-year age set-back for both males and females, (f) mortality among service retired members and beneficiaries was updated to the following: RP-2014 Blue Collar Mortality Table with fully generational projection with Scale BB, 120% of male rates, and 110% of female rates, (g) mortality among disabled members was updated to the following: RP-2000 Disabled Mortality Table, 90% for male rates and 100% for female rates, set back five years is used for the period after disability retirement, (h) the municipal bond index rate increased from 2.92% to 3.56% and (i) the single equivalent interest rate, net of plan investment expense, including price inflation increased from 2.98% to 3.63%.
- For fiscal year 2019, the following changes of assumptions affected the total OPEB liability since the prior measurement date: (a) the discount rate increased from 3.63% to 3.70%, (b) the health care cost trend rates for Medicare were changed from a range of 5.50%-5.00% to a range of 5.375%-4.75% and Pre-Medicare were changed from a range of 7.50%-5.00% to a range of 7.25%-4.75%, (c) the municipal bond index rate increased from 3.56% to 3.62% and (d) the single equivalent interest rate, net of plan investment expense, including price inflation increased from 3.63% to 3.70%.
- For fiscal year 2020, the following changes of assumptions affected the total OPEB liability since the prior measurement date: (a) the discount rate decreased from 3.70% to 3.22%, (b) the health care cost trend rates for Medicare were changed from a range of 5.375%-4.75% to a range of 5.25%-4.75% and Pre-Medicare were changed from a range of 7.25%-4.75% to a range of 7.00%-4.75%, (c) the municipal bond index rate decreased from 3.62% to 3.13% and (d) the single equivalent interest rate, net of plan investment expense, including price inflation decreased from 3.70% to 3.22%.
- For fiscal year 2021, the following changes of assumptions affected the total OPEB liability since the prior measurement date: (a) the discount rate decreased from 3.22% to 2.63% and (b) the municipal bond index rate decreased from 3.13% to 2.45%.
- For fiscal year 2022, the following changes of assumptions affected the total pension liability since the prior measurement date: (a) wage inflation decreased from 3.00% to 2.40%, (b) future salary increases changed from 3.50%-18.20% to 3.25%-13.58%, (c) investment rate of return decreased from 7.50% to 7.00%, (d) discount rate decreased from 7.50% to 7.00% and (e) mortality tables changed from the RP-2014 Blue Collar mortality table to the PUB-2010 General Employee Amount Weight Below Median Healthy Retiree mortality table.

(Continued)

**NELSONVILLE-YORK CITY SCHOOL DISTRICT
ATHENS COUNTY, OHIO**

NOTES TO THE REQUIRED SUPPLEMENTARY INFORMATION (CONTINUED)
FOR THE FISCAL YEAR ENDED JUNE 30, 2022

OTHER POSTEMPLOYMENT BENEFITS (OPEB) (CONTINUED)

STATE TEACHERS RETIREMENT SYSTEM (STRS) OF OHIO

Changes in benefit terms :

- There were no changes in benefit terms from the amounts previously reported for fiscal year 2017.
- For fiscal year 2018, STRS reduced the subsidy multiplier for non-Medicare benefit recipients from 2.1% to 1.9% per year of service. Medicare Part B premium reimbursements were discontinued for certain survivors and beneficiaries and all remaining Medicare Part B premium reimbursements will be discontinued beginning January 2019.
- For fiscal year 2019, STRS increased the subsidy multiplier for non-Medicare benefit recipients from 1.9% to 1.944% per year of service effective January 1, 2019. The non-Medicare frozen subsidy base premium was increased January 1, 2019 and all remaining Medicare Part B premium reimbursements will be discontinued beginning January 1, 2020.
- For fiscal year 2020, STRS increased the subsidy percentage from 1.944% to 1.984% effective January 1, 2020. The Medicare subsidy percentages were adjusted effective January 1, 2021 to 2.1% for the Medicare plan. The Medicare Part B monthly reimbursement elimination date was postponed to January 1, 2021.
- For fiscal year 2021, the non-Medicare subsidy percentage was increased effective January 1, 2021 from 1.984% to 2.055% per year of service. The non-Medicare frozen subsidy base premium was increased effective January 1, 2021. The Medicare subsidy percentages were adjusted effective January 1, 2021 to 2.1% for the AMA Medicare plan. The Medicare Part B monthly reimbursement elimination date was postponed indefinitely.
- For fiscal year 2022, the non-Medicare subsidy percentage was increased effective January 1, 2022 from 2.055% to 2.100%. The non-Medicare frozen subsidy base premium was increased effective January 1, 2022. The Medicare Part D subsidy was updated to reflect it is expected to be negative in CY2022. The Part B monthly reimbursement elimination date was postponed indefinitely.

Changes in assumptions :

- There were no changes in methods and assumptions used in the calculation of actuarial determined contributions for fiscal year 2017.
- For fiscal year 2018, the following changes of assumptions affected the total OPEB liability since the prior measurement date: (a) the discount rate was increased from 3.26% to 4.13% based on the methodology defined under GASB Statement No. 74, Financial Reporting for Postemployment Benefit Plans Other Than Pension Plans (OPEB), (b) the long term expected rate of return was reduced from 7.75% to 7.45%, (c) valuation year per capita health care costs were updated, and the salary scale was modified, (d) the percentage of future retirees electing each option was updated based on current data and the percentage of future disabled retirees and terminated vested participants electing health coverage were decreased and (e) the assumed mortality, disability, retirement, withdrawal and future health care cost trend rates were modified along with the portion of rebated prescription drug costs.
- For fiscal year 2019, the following changes of assumptions affected the total OPEB liability/asset since the prior measurement date: (a) the discount rate was increased from the blended rate of 4.13% to the long-term expected rate of return of 7.45% based on the methodology defined under GASB Statement No. 74, Financial Reporting for Postemployment Benefit Plans Other Than Pension Plans (OPEB) and (b) decrease in health care cost trend rates from 6.00%-11.00% initial; 4.50% ultimate down to Medical Pre-Medicare 6.00% and Medicare 5.00% initial; 4.00% ultimate and Prescription Drug Pre-Medicare 8.00% and Medicare (5.23%) initial; 4.00% ultimate.
- For fiscal year 2020, health care cost trend rates were changed to the following: medical pre-Medicare from 6.00% initial - 4.00% ultimate down to 5.87% initial - 4.00% ultimate; medical Medicare from 5.00% initial - 4.00% ultimate down to 4.93% initial - 4.00% ultimate; prescription drug pre-Medicare from 8.00% initial - 4.00% ultimate down to 7.73% initial - 4.00% ultimate and (5.23%) initial - 4.00% ultimate up to 9.62% initial - 4.00% ultimate.
- For fiscal year 2021, health care cost trend rates were changed to the following: medical pre-Medicare from 5.87% initial - 4.00% ultimate down to 5.00% initial - 4.00% ultimate; medical Medicare from 4.93% initial - 4.00% ultimate down to -6.69% initial - 4.00% ultimate; prescription drug pre-Medicare from 7.73% initial - 4.00% ultimate down to 6.50% initial - 4.00% ultimate; prescription drug Medicare from 9.62% initial - 4.00% ultimate up to 11.87% initial - 4.00% ultimate.
- For fiscal year 2022, the following changes of assumption affected the total OPEB liability since the prior measurement date: (a) the long-term expected rate of return was reduced from 7.45% to 7.00%, (b) the discount rate of return was reduced from 7.45% to 7.00% and (c) health care cost trend rates were changed to the following: medical Medicare from -6.69% initial - 4.00% ultimate down to -16.18% initial - 4.00% ultimate; prescription drug Medicare from 11.87% initial - 4.00% ultimate up to 29.98% initial - 4.00% ultimate.

**NELSONVILLE-YORK CITY SCHOOL DISTRICT
ATHENS COUNTY**

**SCHEDULE OF EXPENDITURES OF FEDERAL AWARDS
FOR THE YEAR ENDED JUNE 30, 2022**

FEDERAL GRANTOR Pass Through Grantor Program / Cluster Title	Federal AL Number	Pass Through Entity Identifying Number	Provided Through to Subrecipients	Total Federal Expenditures
U.S. DEPARTMENT OF AGRICULTURE				
Passed Through Ohio Department of Education				
Child Nutrition Cluster:				
Non-Cash Assistance (Food Distribution):				
National School Lunch Program	10.555	2021/2022	0	57,562
Cash Assistance:				
School Breakfast Program	10.553	2021/2022	0	158,426
National School Lunch Program	10.555	2021/2022	0	530,383
Total Child Nutrition Cluster			<u>0</u>	<u>746,371</u>
Total U.S. Department of Agriculture			0	746,371
U.S. DEPARTMENT OF EDUCATION				
Passed Through Ohio Department of Education				
Title I Grants to Local Educational Agencies	84.010A	2021	0	54,615
	84.010A	2022	0	466,459
Title I Grants to Local Educational Agencies				
Non-competitive, Supplemental School Improvement	84.010A	2021	0	30,362
Non-competitive, Supplemental School Improvement	84.010A	2022	0	13,234
Delinquent	84.010A	2021	0	697
Delinquent	84.010A	2022	0	12,523
Expanding Opportunities for Each Child	84.010A	2021	0	11,080
Total Title I Grants to Local Educational Agencies			<u>0</u>	<u>588,970</u>
Special Education Cluster:				
Special Education - Grants to States	84.027A	2021	0	33,440
	84.027A	2022	0	271,376
Total Special Education - Grants to States			<u>0</u>	<u>304,816</u>
Special Education - Preschool Grants	84.173A	2021	0	664
	84.173A	2022	0	6,157
Total Special Education - Preschool Grants			<u>0</u>	<u>6,821</u>
Total Special Education Cluster			<u>0</u>	<u>311,637</u>
Twenty-First Century Community Learning Centers	84.287A	2021	43,527	43,527
	84.287A	2022	123,785	144,688
Total Twenty-First Century Community Learning Centers			<u>167,312</u>	<u>188,215</u>
Rural Education	84.358B	2021	0	1,319
	84.358B	2022	0	2,251
Total Rural Education			<u>0</u>	<u>3,570</u>
Supporting Effective Instruction State Grant	84.367A	2021	0	6,347
	84.367A	2022	0	43,770
Total Supporting Effective Instruction State Grant			<u>0</u>	<u>50,117</u>
Student Support and Academic Enrichment Grants	84.424A	2021	0	15,750
	84.424A	2022	0	17,372
Total Student Support and Academic Enrichment Grants			<u>0</u>	<u>33,122</u>
COVID-19: Education Stabilization Fund				
Elementary and Secondary School Emergency Relief Fund	84.425D	2021	0	3,054
	84.425D	2022	0	1,592,943
American Rescue Plan Elementary and Secondary School Emergency Relief Fund	84.425U	2022	0	118,191
Total COVID-19: Education Stabilization Fund			<u>0</u>	<u>1,714,188</u>
Total U.S. Department of Education			167,312	2,889,819
Total Expenditures of Federal Awards			<u>167,312</u>	<u>3,636,190</u>

The accompanying notes are an integral part of this Schedule.

**NELSONVILLE-YORK CITY SCHOOL DISTRICT
ATHENS COUNTY**

**NOTES TO THE SCHEDULE OF EXPENDITURES OF FEDERAL AWARDS
2 CFR 200.510(b)(6)
FOR THE YEAR ENDED JUNE 30, 2022**

NOTE A – BASIS OF PRESENTATION

The accompanying Schedule of Expenditures of Federal Awards (the Schedule) includes the federal award activity of the Nelsonville-York City School District, Athens County (the District), under programs of the federal government for the year ended June 30, 2022. The information on this Schedule is prepared in accordance with the requirements of Title 2 U.S. *Code of Federal Regulations* Part 200, *Uniform Administrative Requirements, Cost Principles, and Audit Requirements for Federal Awards* (Uniform Guidance). Because the Schedule presents only a selected portion of the operations of the District, it is not intended to and does not present the financial position, changes in net position, or cash flows of the District.

NOTE B – SUMMARY OF SIGNIFICANT ACCOUNTING POLICIES

Expenditures reported on the Schedule are reported on the cash basis of accounting. Such expenditures are recognized following the cost principles contained in Uniform Guidance wherein certain types of expenditures may or may not be allowable or may be limited as to reimbursement.

NOTE C – INDIRECT COST RATE

The District has elected not to use the 10-percent de minimis indirect cost rate as allowed under the Uniform Guidance.

NOTE D – SUBRECIPIENTS

The District passes certain federal awards received from Ohio Department of Education to other governments or not-for-profit agencies (subrecipients). As Note B describes, the District reports expenditures of Federal awards to subrecipients when paid in cash.

As a subrecipient, the District has certain compliance responsibilities, such as monitoring its subrecipients to help assure they use these subawards as authorized by laws, regulations, and the provisions of contracts or grant agreements, and that subrecipients achieve the award's performance goals.

NOTE E - CHILD NUTRITION CLUSTER

The District commingles cash receipts from the U.S. Department of Agriculture with similar State grants. When reporting expenditures on this Schedule, the District assumes it expends federal monies first.

NOTE F – FOOD DONATION PROGRAM

The District reports commodities consumed on the Schedule at the entitlement value. The District allocated donated food commodities to the respective program that benefitted from the use of those donated food commodities.

NOTE G - TRANSFERS BETWEEN PROGRAM YEARS

Federal regulations require schools to obligate certain federal awards by June 30. However, with ODE's consent, schools can transfer unobligated amounts to the subsequent fiscal year's program. The School District transferred the following amounts from 2022 to 2023 programs:

**NELSONVILLE-YORK CITY SCHOOL DISTRICT
ATHENS COUNTY**

**NOTES TO THE SCHEDULE OF EXPENDITURES OF FEDERAL AWARDS
2 CFR 200.510(b)(6)
FOR THE YEAR ENDED JUNE 30, 2022
(Continued)**

NOTE G - TRANSFERS BETWEEN PROGRAM YEARS (Continued)

<u>Program Title</u>	<u>AL</u> <u>Number</u>	<u>Amt.</u> <u>Transferred</u>
Title I Grants to Local Educational Agencies	84.010A	\$ 22,589
Title I - Supplemental School Improvement	84.010A	33,732
Title I - Expanding Opportunities For Each Child	84.010A	11,986
Special Education - Grants to States	84.027A	110,349
Special Education - American Rescue Plan	84.027X	61,084
Special Education - Preschool - American Rescue Plan	84.173X	4,527
Supporting Effective Instruction State Grants	84.367A	46,405
Rural Education	84.358B	30,604
Student Support and Academic Enrichment Grants	84.424A	48,317
Education Stabilization Fund- American Rescue Plan	84.425U	3,790,999
Education Stabilization Fund	84.425D	138,225

This page intentionally left blank.



**INDEPENDENT AUDITOR'S REPORT ON INTERNAL CONTROL OVER
FINANCIAL REPORTING AND ON COMPLIANCE AND OTHER MATTERS
REQUIRED BY GOVERNMENT AUDITING STANDARDS**

Nelsonville-York City School District
Athens County
2 Buckeye Drive
Nelsonville, Ohio 45764

To the Board of Education:

We have audited, in accordance with the auditing standards generally accepted in the United States of America and the standards applicable to financial audits contained in *Government Auditing Standards* issued by the Comptroller General of the United States (*Government Auditing Standards*), the financial statements of the governmental activities, the major fund, and the aggregate remaining fund information of the Nelsonville-York City School District, Athens County, Ohio (the District), as of and for the year ended June 30, 2022, and the related notes to the financial statements, which collectively comprise the District's basic financial statements and have issued our report thereon dated April 19, 2023.

Report on Internal Control Over Financial Reporting

In planning and performing our audit of the financial statements, we considered the District's internal control over financial reporting (internal control) as a basis for designing audit procedures that are appropriate in the circumstances for the purpose of expressing our opinion on the financial statements, but not for the purpose of expressing an opinion on the effectiveness of the District's internal control. Accordingly, we do not express an opinion on the effectiveness of the District's internal control.

A *deficiency in internal control* exists when the design or operation of a control does not allow management or employees, in the normal course of performing their assigned functions, to prevent, or detect and correct misstatements on a timely basis. A *material weakness* is a deficiency, or a combination of deficiencies, in internal control, such that there is a reasonable possibility that a material misstatement of the District's financial statements will not be prevented, or detected and corrected, on a timely basis. A *significant deficiency* is a deficiency, or a combination of deficiencies, in internal control that is less severe than a material weakness, yet important enough to merit attention by those charged with governance.

Our consideration of internal control was for the limited purpose described in the first paragraph of this section and was not designed to identify all deficiencies in internal control that might be material weaknesses or significant deficiencies and therefore, material weaknesses or significant deficiencies may exist that were not identified. We identified a certain deficiency in internal control, described in the accompanying Schedule of Findings as item 2022-003 that we consider to be a material weakness.

Report on Compliance and Other Matters

As part of obtaining reasonable assurance about whether the District's financial statements are free from material misstatement, we performed tests of its compliance with certain provisions of laws, regulations, contracts, and grant agreements, noncompliance with which could have a direct and material effect on the financial statements. However, providing an opinion on compliance with those provisions was not an objective of our audit and accordingly, we do not express such an opinion. The results of our tests disclosed an instance of noncompliance or other matters that are required to be reported under *Government Auditing Standards* and which is described in the accompanying Schedule of Findings as item 2022-003.

District's Responses to Findings

Government Auditing Standards requires the auditor to perform limited procedures on the District's responses to the findings identified in our audit and described in the accompanying Corrective Action Plan. The District's responses were not subjected to the other auditing procedures applied in the audit of the financial statements and, accordingly, we express no opinion on the responses.

Purpose of This Report

The purpose of this report is solely to describe the scope of our testing of internal control and compliance and the results of that testing, and not to provide an opinion on the effectiveness of the District's internal control or on compliance. This report is an integral part of an audit performed in accordance with *Government Auditing Standards* in considering the District's internal control and compliance. Accordingly, this communication is not suitable for any other purpose.



Keith Faber
Auditor of State
Columbus, Ohio

April 19, 2023

OHIO AUDITOR OF STATE KEITH FABER



88 East Broad Street
Columbus, Ohio 43215
ContactUs@ohioauditor.gov
(800) 282-0370

INDEPENDENT AUDITOR'S REPORT ON COMPLIANCE WITH REQUIREMENTS APPLICABLE TO THE MAJOR FEDERAL PROGRAM AND ON INTERNAL CONTROL OVER COMPLIANCE REQUIRED BY THE UNIFORM GUIDANCE

Nelsonville-York City School District
Athens County
2 Buckeye Drive
Nelsonville, Ohio 45764

To the Board of Education:

Report on Compliance for the Major Federal Program

Qualified Opinion

We have audited the Nelsonville-York City School District's, Athens County, Ohio (the District), compliance with the types of compliance requirements identified as subject to audit in the U.S. Office of Management and Budget (OMB) *Compliance Supplement* that could have a direct and material effect on Nelsonville-York City School District's major federal program for the year ended June 30, 2022. Nelsonville-York City School District's major federal program is identified in the *Summary of Auditor's Results* section of the accompanying Schedule of Findings.

Qualified Opinion on COVID-19 Education Stabilization Fund, AL # 84.425

In our opinion, except for the noncompliance described in the *Basis for Qualified Opinion* section of our report, Nelsonville-York City School District complied, in all material respects, with the compliance requirements referred to above that could have a direct and material effect on the COVID-19 Education Stabilization Fund for the year ended June 30, 2022.

Basis for Qualified Opinion

We conducted our audit of compliance in accordance with auditing standards generally accepted in the United States of America (GAAS); the standards applicable to financial audits contained in *Government Auditing Standards* issued by the Comptroller General of the United States (*Government Auditing Standards*); and the audit requirements of Title 2 U.S. *Code of Federal Regulations* Part 200, *Uniform Administrative Requirements, Cost Principles, and Audit Requirements for Federal Awards* (Uniform Guidance). Our responsibilities under those standards and the Uniform Guidance are further described in the *Auditor's Responsibilities for the Audit of Compliance* section of our report.

We are required to be independent of the District and to meet our other ethical responsibilities, in accordance with relevant ethical requirements relating to our audit. We believe that the audit evidence we have obtained is sufficient and appropriate to provide a basis for our qualified opinion on compliance for the major federal program. Our audit does not provide a legal determination of the District's compliance with the compliance requirements referred to above.

Matters Giving Rise to Qualified Opinion on COVID-19 Education Stabilization Fund, AL # 84.425

As described in findings 2022-001 and 2022-002 in the accompanying Schedule of Findings, the District did not comply with requirements regarding the following:

Finding #	Assistance Listing #	Program Name	Compliance Requirement
2022-001	84.425D	COVID-19 Educational Stabilization Fund	Section F - Equipment and Real Property Management
2022-002	84.425D	COVID-19 Educational Stabilization Fund	Section N - Special Tests and Provisions –Wage Rate Requirements

Compliance with such requirements is necessary, in our opinion, for the District to comply with the requirements applicable to that program.

Responsibilities of Management for Compliance

The District's Management is responsible for compliance with the requirements referred to above and for the design, implementation, and maintenance of effective internal control over compliance with the requirements of laws, statutes, regulations, rules, and provisions of contracts or grant agreements applicable to the District's federal program.

Auditor's Responsibilities for the Audit of Compliance

Our objectives are to obtain reasonable assurance about whether material noncompliance with the compliance requirements referred to above occurred, whether due to fraud or error, and express an opinion on the District's compliance based on our audit. Reasonable assurance is a high level of assurance but is not absolute assurance and therefore is not a guarantee that an audit conducted in accordance with GAAS, *Government Auditing Standards*, and the Uniform Guidance will always detect material noncompliance when it exists. The risk of not detecting material noncompliance resulting from fraud is higher than for that resulting from error, as fraud may involve collusion, forgery, intentional omissions, misrepresentations, or the override of internal control. Noncompliance with the compliance requirements referred to above is considered material, if there is a substantial likelihood that, individually or in the aggregate, it would influence the judgment made by a reasonable user of the report on compliance about the District's compliance with the requirements of the major federal program as a whole.

In performing an audit in accordance with GAAS, *Government Auditing Standards*, and the Uniform Guidance, we:

- exercise professional judgment and maintain professional skepticism throughout the audit.
- identify and assess the risks of material noncompliance, whether due to fraud or error, and design and perform audit procedures responsive to those risks. Such procedures include examining, on a test basis, evidence regarding the District's compliance with the compliance requirements referred to above and performing such other procedures as we considered necessary in the circumstances.
- obtain an understanding of the District's internal control over compliance relevant to the audit in order to design audit procedures that are appropriate in the circumstances and to test and report on internal control over compliance in accordance with the Uniform Guidance, but not for the purpose of expressing an opinion on the effectiveness of the District's internal control over compliance. Accordingly, no such opinion is expressed.

We are required to communicate with those charged with governance regarding, among other matters, the planned scope and timing of the audit and any significant deficiencies and material weaknesses in internal control over compliance that we identified during the audit.

Other Matters

The results of our auditing procedures disclosed an instance of noncompliance which is required to be reported in accordance with Uniform Guidance and which is described in the accompanying Schedule of Findings as item 2022-003. Our opinion on the major federal program is not modified with respect to this matter.

Government Auditing Standards requires the auditor to perform limited procedures on the District's responses to the noncompliance findings identified in our compliance audit described in the accompanying Corrective Action Plan. The District's responses were not subjected to the other auditing procedures applied in the audit of compliance and, accordingly, we express no opinion on the responses.

Report on Internal Control Over Compliance

Our consideration of internal control over compliance was for the limited purpose described in the *Auditor's Responsibilities for the Audit of Compliance* section above and was not designed to identify all deficiencies in internal control over compliance that might be material weaknesses or significant deficiencies in internal control over compliance and therefore, material weaknesses or significant deficiencies may exist that were not identified. However, as discussed below, we did identify certain deficiencies in internal control over compliance that we consider to be material weaknesses.

A deficiency in internal control over compliance exists when the design or operation of a control over compliance does not allow management or employees, in the normal course of performing their assigned functions, to prevent, or detect and correct, noncompliance with a type of compliance requirement of a federal program on a timely basis. *A material weakness in internal control over compliance* is a deficiency, or combination of deficiencies, in internal control over compliance, such that there is a reasonable possibility that material noncompliance with a type of compliance requirement of a federal program will not be prevented, or detected and corrected, on a timely basis. *A significant deficiency in internal control over compliance* is a deficiency, or a combination of deficiencies, in internal control over compliance with a type of compliance requirement of a federal program that is less severe than a material weakness in internal control over compliance, yet important enough to merit attention by those charged with governance. We consider the deficiencies in internal control over compliance described in the accompanying Schedule of Findings as items 2022-001 through 2022-003, to be material weaknesses.

Our audit was not designed for the purpose of expressing an opinion on the effectiveness of internal control over compliance. Accordingly, no such opinion is expressed.

Government Auditing Standards requires the auditor to perform limited procedures on the District's response to the internal control over compliance findings identified in our audit described in the accompanying Corrective Action Plan. The District's responses were not subjected to the other auditing procedures applied in the audit of compliance and, accordingly, we express no opinion on the responses.

The purpose of this report on internal control over compliance is solely to describe the scope of our testing of internal control over compliance and the results of this testing based on the requirements of the Uniform Guidance. Accordingly, this report is not suitable for any other purpose.



Keith Faber
Auditor of State
Columbus, Ohio

April 19, 2023

**NELSONVILLE-YORK CITY SCHOOL DISTRICT
ATHENS COUNTY**

**SCHEDULE OF FINDINGS
2 CFR § 200.515
JUNE 30, 2022**

1. SUMMARY OF AUDITOR'S RESULTS

(d)(1)(i)	Type of Financial Statement Opinion	Unmodified
(d)(1)(ii)	Were there any material weaknesses in internal control reported at the financial statement level (GAGAS)?	Yes
(d)(1)(ii)	Were there any significant deficiencies in internal control reported at the financial statement level (GAGAS)?	No
(d)(1)(iii)	Was there any reported material noncompliance at the financial statement level (GAGAS)?	Yes
(d)(1)(iv)	Were there any material weaknesses in internal control reported for major federal programs?	Yes
(d)(1)(iv)	Were there any significant deficiencies in internal control reported for major federal programs?	No
(d)(1)(v)	Type of Major Programs' Compliance Opinion	Qualified
(d)(1)(vi)	Are there any reportable findings under 2 CFR § 200.516(a)?	Yes
(d)(1)(vii)	Major Programs (list): <ul style="list-style-type: none"> • COVID-19 Education Stabilization Fund, AL # 84.425 	
(d)(1)(viii)	Dollar Threshold: Type A/B Programs	Type A: > \$ 750,000 Type B: all others
(d)(1)(ix)	Low Risk Auditee under 2 CFR § 200.520?	No

**2. FINDINGS RELATED TO THE FINANCIAL STATEMENTS
REQUIRED TO BE REPORTED IN ACCORDANCE WITH GAGAS**

See Federal Finding 2022-003 in Section 3 below. Government Auditing Standards also requires us to report this finding in this section of this Schedule.

**NELSONVILLE-YORK CITY SCHOOL DISTRICT
ATHENS COUNTY**

**SCHEDULE OF FINDINGS
2 CFR § 200.515
JUNE 30, 2022
(Continued)**

3. FINDINGS FOR FEDERAL AWARDS

Title of Finding:	Property Records
Finding Number:	2022-001
Assistance Listing Number and Title:	AL # 84.425D COVID-19 Education Stabilization Fund
Federal Award Identification Number / Year	2022
Federal Agency:	U.S. Department of Education
Compliance Requirement:	Section F – Equipment and Real Property Management
Pass-Through Entity:	Ohio Department of Education
Repeat Finding from Prior Audit?	No

Noncompliance/Material Weakness- Property Records

2 CFR 200.313(d)(1) provides that property records must be maintained that include a description of the property, a serial number or other identification number, the source of funding for the property (including the Federal award identification number), who holds title, the acquisition date, cost of the property, percentage of Federal participation in the project costs for the Federal award under which the property was acquired, the location, use and condition of the property, and any ultimate disposition data including the date of disposal and sales price of the property.

The District purchased a bus in the amount of \$102,963 and completed office renovations in the amount of \$26,750 and an entrance brivo and aiphone project and in the amount of \$15,100 using their Education Stabilization Fund (ESSER II) AL# 84.425D federal funding. Due to a lack of proper internal controls over Federal Grants management, the District failed to record these purchases and projects in their capital asset records.

The Treasurer and Superintendent should ensure all capital acquisitions are added to the capital asset listing and include all required information in the listing, noting the assets were purchased with federal funds.

Officials' Response: See Corrective Action Plan.

Title of Finding:	Prevailing Wage
Finding Number:	2022-002
Assistance Listing Number and Title:	AL # 84.425D COVID-19 Education Stabilization Fund
Federal Award Identification Number / Year	2022
Federal Agency:	U.S. Department of Education
Compliance Requirement:	Section N – Special Tests and Provisions - Wage Rate Requirements
Pass-Through Entity:	Ohio Department of Education
Repeat Finding from Prior Audit?	No

**NELSONVILLE-YORK
CITY SCHOOL DISTRICT
ATHENS COUNTY**

**SCHEDULE OF FINDINGS
2 CFR § 200.515
JUNE 30, 2022
(Continued)**

3. FINDINGS FOR FEDERAL AWARDS

FINDING NUMBER 2022-002 (Continued)

Noncompliance/Material Weakness- Prevailing Wage (Continued)

2 C.F.R. § 3474.1 gives regulatory effect to the Department of Education for Appendix II to 2 C.F.R. § 200 Paragraph D which states: (D) Davis-Bacon Act, as amended (40 U.S.C. 3141-3148). When required by Federal program legislation, all prime construction contracts in excess of \$2,000 awarded by non-Federal entities must include a provision for compliance with the Davis-Bacon Act (40 U.S.C. 3141-3144, and 3146-3148) as supplemented by Department of Labor regulations (29 CFR Part 5, "Labor Standards Provision Applicable to Contract Covering Federally Financed and Assisted Construction"). In accordance with the statute, contractors must be required to pay wages to laborers and mechanics at a rate not less than the prevailing wage determination made by the Secretary of Labor. In addition, contractors must be required to pay wages not less than once a week. The non-Federal entity must place a copy of the current prevailing wage determination issued by the Department of Labor in each solicitation. The decision to award a contract or subcontract must be conditioned upon the acceptance of the wage determination. The non-Federal entity must report all suspected or reported violations to the Federal awarding agency. The contracts must also include a provision for compliance with the Copeland "Anti-Kickback" Act (40 U.S.C. 3145), as supplemented by Department of Labor regulations (29 CFR Part 3, "Contractors and Subcontractors on Public Building or Public Work Financed in Whole or in Part by Loans or Grants from the United States"). The Act provides that each contractor or subrecipient must be prohibited from inducing, by any means, any person employed in the construction, completion, or repair of public work, to give up any part of the compensation to which he or she is otherwise entitled. The non-Federal entity must report all suspected or reported violations to the Federal awarding agency.

2 CFR § 176.190 Award term - Wage rate requirements under Section 1606 of the Recovery Act indicates when issuing announcements or requesting applications for Recovery Act programs or activities that may involve construction, alteration, maintenance, or repair the agency shall use the award term described in the following paragraphs: (a) Section 1606 of the Recovery Act requires that all laborers and mechanics employed by contractors and subcontractors on projects funded directly by or assisted in whole or in part by and through the Federal Government pursuant to the Recovery Act shall be paid wages at rates not less than those prevailing on projects of a character similar in the locality as determined by the Secretary of Labor in accordance with subchapter IV of chapter 31 of title 40, United States Code.

The District expended \$90,884 of its Education Stabilization Fund (ESSER II) AL# 84.425D federal grant funds for office renovations and flooring installation. Due to a lack of proper internal controls over Federal Grants management, the District's contracts with these vendors did not include a provision to ensure the contractors complied with Federal wage rate requirements. Additionally, the District could not provide support that weekly certified payroll were provided by the contractors.

Failure to notify contractors of the wage rate requirements may result in noncompliance with the prevailing wage requirements as well as potentially reduced future federal funding.

**NELSONVILLE-YORK CITY SCHOOL DISTRICT
ATHENS COUNTY**

**SCHEDULE OF FINDINGS
2 CFR § 200.515
JUNE 30, 2022
(Continued)**

3. FINDINGS FOR FEDERAL AWARDS (Continued)

FINDING NUMBER 2022-002 (Continued)

Noncompliance/Material Weakness- Prevailing Wage (Continued)

The District should ensure contracts for construction in excess of \$2,000 contain a provision the contractor comply with the Wage Rate Requirements and ensure certified payroll reports are provided weekly by the contractor. The District should obtain the necessary information from the contractor to document compliance with the program requirements and if the contractor failed to comply then they have an obligation under 29 CFR Part 5 to report all suspected or reported violations to the Federal awarding agency.

Officials' Response: See Corrective Action Plan.

Title of Finding:	Plug Smart Contract
Finding Number:	2022-003
Assistance Listing Number and Title:	AL # 84.425D COVID-19 Education Stabilization Fund
Federal Award Identification Number / Year	2022
Federal Agency:	U.S. Department of Education
Compliance Requirement:	Section I – Procurement and Suspension and Debarment
Pass-Through Entity:	Ohio Department of Education
Repeat Finding from Prior Audit?	No

Noncompliance/Material Weakness – Plug Smart Contract

2 CFR § 3474.1 gives regulatory effect to the Department of Education for 2 CFR § 200.319 (a) which states, in part, all procurement transactions for the acquisition of property or services required under a Federal award must be conducted in a manner providing full and open competition consistent with the standards of this section and § 200.320.

2 CFR § 3474.1 gives regulatory effect to the Department of Education for 2 CFR § 200.320 (b) which states, in part, when the value of the procurement for property or services under a Federal financial assistance award exceeds the simplified acquisition threshold (SAT), or a lower threshold established by a non-Federal entity, formal procurement methods are required. Formal procurement methods require following documented procedures. Formal procurement methods also require public advertising unless a non-competitive procurement can be used in accordance with § 200.319 or paragraph (c) of this section. The following formal methods of procurement are used for procurement of property or services above the simplified acquisition threshold or a value below the simplified acquisition threshold the non-Federal entity determines to be appropriate:

1. the sealed bid method if the acquisition meets the criteria in 2 CFR § 200.320(b)(1);
2. the competitive proposals method under the conditions specified in 2 CFR § 200.320(b)(2);
3. noncompetitive proposals method but only when one or more of five circumstances are met 2 CFR § 200.320(c).

2 CFR § 3474.1 gives regulatory effect to the Department of Education for 48 CFR part 2, subpart 2.1 which states, in part, the simplified acquisition threshold means \$250,000.

**NELSONVILLE-YORK
CITY SCHOOL DISTRICT
ATHENS COUNTY**

**SCHEDULE OF FINDINGS
2 CFR § 200.515
JUNE 30, 2022
(Continued)**

3. FINDINGS FOR FEDERAL AWARDS

FINDING NUMBER 2022-003 (Continued)

Noncompliance/Material Weakness- Plug Smart Contract (Continued)

In fiscal year 2021, the District entered into a contract, including amendments, of \$1,307,788 with PlugSmart for the replacement of rooftop units on district facilities. This contract was paid from the Education Stabilization Fund (ESSER II) AL# 84.425D federal grant in fiscal year 2022. The contract amount exceeded the simplified acquisition threshold of \$250,000, which required the contract to use one of the procurement methods noted above. The District did not use any of the formal procurement methods before awarding the contract. The district did not contact the Ohio Department of Education for Sole Sourcing this contract. Failure to follow proper procurement methods may result in findings and the loss of federal funding.

The District should follow the federal procurement requirements for all contracts exceeding the thresholds.

Officials' Response: See Corrective Action Plan



Nelsonville-York City Schools
Two Buckeye Drive
Nelsonville, OH 45764
Phone: (740)753-4441 Fax: (740)753-1988

SUMMARY SCHEDULE OF PRIOR AUDIT FINDINGS
2 CFR 200.511(b)
JUNE 30, 2022

Finding Number	Finding Summary	Status	Additional Information
2021-001	Questioned Cost regarding a portion of the Director of Special Projects salary paid from Special Education – Grants to States when time and effort documentation indicated salary should be paid from Title I Grants to Local Educational Agencies.	Fully Corrected	



Nelsonville-York City Schools
Two Buckeye Drive
Nelsonville, OH 45764
Phone: (740)753-4441 Fax: (740)753-1988

CORRECTIVE ACTION PLAN
2 CFR § 200.511(c)
JUNE 30, 2022

Finding Number: 2022-001
Planned Corrective Action: The district will put procedures in place to ensure that all additions to the fixed assets are updated fully each year.
Anticipated Completion Date: June 30, 2023
Responsible Contact Person: Sandi Hurd, Treasurer

Finding Number: 2022-002
Planned Corrective Action: The district will put procedures in place to ensure that all future contracts for federally funded construction projects will include the necessary prevailing wage language.
Anticipated Completion Date: June 30, 2023
Responsible Contact Person: Sandi Hurd, Treasurer

Finding Number: 2022-003
Planned Corrective Action: The district will put procedures in place to ensure that all future purchases with federal funds follow the board policy for federal procurement.
Anticipated Completion Date: June 30, 2023
Responsible Contact Person: Sandi Hurd, Treasurer

OHIO AUDITOR OF STATE KEITH FABER



NELSONVILLE-YORK CITY SCHOOL DISTRICT

ATHENS COUNTY

AUDITOR OF STATE OF OHIO CERTIFICATION

This is a true and correct copy of the report, which is required to be filed pursuant to Section 117.26, Revised Code, and which is filed in the Office of the Ohio Auditor of State in Columbus, Ohio.



Certified for Release 5/11/2023

88 East Broad Street, Columbus, Ohio 43215
Phone: 614-466-4514 or 800-282-0370

This report is a matter of public record and is available online at
www.ohioauditor.gov