



**GIBSONBURG EXEMPTED VILLAGE SCHOOL DISTRICT
SANDUSKY COUNTY**

SINGLE AUDIT

FOR THE FISCAL YEAR ENDED JUNE 30, 2022

**GIBSONBURG EXEMPTED VILLAGE SCHOOL DISTRICT
SANDUSKY COUNTY
JUNE 30, 2022**

TABLE OF CONTENTS

TITLE	PAGE
Independent Auditor's Report	1
Prepared by Management:	
Management's Discussion and Analysis	5
Basic Financial Statements:	
Government-wide Financial Statements:	
Statement of Net Position	16
Statement of Activities.....	17
Fund Financial Statements:	
Balance Sheet	
Governmental Funds	18
Reconciliation of Total Governmental Fund Balances to Net Position of Governmental Activities	19
Statement of Revenues, Expenditures and Changes in Fund Balances Governmental Funds.....	20
Reconciliation of the Statement of Revenues, Expenditures and Changes in Fund Balances of Governmental Funds to the Statement of Activities.....	21
Statement of Revenues, Expenditures and Changes in Fund Balance – Budget and Actual (Non-GAAP Budgetary Basis) General Fund.....	22
Notes to the Basic Financial Statements.....	23
Schedules of Required Supplementary Information:	
Schedule of the District's Proportionate Share of the Net Pension Liability:	
School Employees Retirement System (SERS) of Ohio.....	62
State Teachers Retirement System (STRS) of Ohio	64
Schedule of District Pension Contributions:	
School Employees Retirement System (SERS) of Ohio.....	66
State Teachers Retirement System (STRS) of Ohio	68

**GIBSONBURG EXEMPTED VILLAGE SCHOOL DISTRICT
SANDUSKY COUNTY
JUNE 30, 2022**

**TABLE OF CONTENTS
(Continued)**

TITLE	PAGE
Schedules of Required Supplementary Information (Continued):	
Schedule of the District's Proportionate Share of the Net OPEB Liability/Asset:	
School Employees Retirement System (SERS) of Ohio	70
State Teachers Retirement System (STRS) of Ohio	72
Schedule of District OPEB Contributions:	
School Employees Retirement System (SERS) of Ohio	74
State Teachers Retirement System (STRS) of Ohio	76
Notes to the Required Supplementary Information	78
Schedule of Expenditures of Federal Awards	81
Notes to the Schedule of Expenditures of Federal Awards.....	82
Independent Auditor's Report on Internal Control Over Financial Reporting and on Compliance and Other Matters Required by <i>Government Auditing Standards</i>	83
Independent Auditor's Report on Compliance with Requirements Applicable to the Major Federal Program and on Internal Control Over Compliance Required by the Uniform Guidance.....	85
Schedule of Findings.....	89
Prepared by Management:	
Summary Schedule of Prior Audit Findings	91
Corrective Action Plan	92

OHIO AUDITOR OF STATE KEITH FABER



88 East Broad Street
Columbus, Ohio 43215
ContactUs@ohioauditor.gov
(800) 282-0370

INDEPENDENT AUDITOR'S REPORT

Gibsonburg Exempted Village School District
Sandusky County
301 South Sunset Avenue
Gibsonburg, Ohio 43431-1290

To the Board of Education:

Report on the Audit of the Financial Statements

Opinions

We have audited the financial statements of the governmental activities, the major fund, and the aggregate remaining fund information of Gibsonburg Exempted Village School District, Sandusky County, Ohio (the District), as of and for the year ended June 30, 2022, and the related notes to the financial statements, which collectively comprise the District's basic financial statements as listed in the table of contents.

In our opinion, the accompanying financial statements referred to above present fairly, in all material respects, the respective financial position of the governmental activities, the major fund, and the aggregate remaining fund information of Gibsonburg Exempted Village School District, Sandusky County, Ohio as of June 30, 2022, and the respective changes in financial position thereof and the budgetary comparison for the General fund for the year then ended in accordance with the accounting principles generally accepted in the United States of America.

Basis for Opinions

We conducted our audit in accordance with auditing standards generally accepted in the United States of America (GAAS) and the standards applicable to financial audits contained in *Government Auditing Standards*, issued by the Comptroller General of the United States. Our responsibilities under those standards are further described in the *Auditor's Responsibilities for the Audit of the Financial Statements* section of our report. We are required to be independent of the District, and to meet our other ethical responsibilities, in accordance with the relevant ethical requirements relating to our audit. We believe that the audit evidence we have obtained is sufficient and appropriate to provide a basis for our audit opinions.

Emphasis of Matter

As discussed in Note 19 to the financial statements, the financial impact of COVID-19 and the continuing emergency measures may impact subsequent periods of the District. Our opinion is not modified with respect to this matter.

Responsibilities of Management for the Financial Statements

Management is responsible for the preparation and fair presentation of the financial statements in accordance with accounting principles generally accepted in the United States of America, and for the design, implementation, and maintenance of internal control relevant to the preparation and fair presentation of financial statements that are free from material misstatement, whether due to fraud or error.

In preparing the financial statements, management is required to evaluate whether there are conditions or events, considered in the aggregate, that raise substantial doubt about the District's ability to continue as a going concern for twelve months beyond the financial statement date, including any currently known information that may raise substantial doubt shortly thereafter.

Auditor's Responsibilities for the Audit of the Financial Statements

Our objectives are to obtain reasonable assurance about whether the financial statements as a whole are free from material misstatement, whether due to fraud or error, and to issue an auditor's report that includes our opinions. Reasonable assurance is a high level of assurance but is not absolute assurance and therefore is not a guarantee that an audit conducted in accordance with GAAS and *Government Auditing Standards* will always detect a material misstatement when it exists. The risk of not detecting a material misstatement resulting from fraud is higher than for one resulting from error, as fraud may involve collusion, forgery, intentional omissions, misrepresentations, or the override of internal control. Misstatements are considered material if there is a substantial likelihood that, individually or in the aggregate, they would influence the judgment made by a reasonable user based on the financial statements.

In performing an audit in accordance with GAAS and *Government Auditing Standards*, we

- exercise professional judgment and maintain professional skepticism throughout the audit.
- identify and assess the risks of material misstatement of the financial statements, whether due to fraud or error, and design and perform audit procedures responsive to those risks. Such procedures include examining, on a test basis, evidence regarding the amounts and disclosures in the financial statements.
- obtain an understanding of internal control relevant to the audit in order to design audit procedures that are appropriate in the circumstances, but not for the purpose of expressing an opinion on the effectiveness of the District's internal control. Accordingly, no such opinion is expressed.
- evaluate the appropriateness of accounting policies used and the reasonableness of significant accounting estimates made by management, as well as evaluate the overall presentation of the financial statements.
- conclude whether, in our judgment, there are conditions or events, considered in the aggregate, that raise substantial doubt about the District's ability to continue as a going concern for a reasonable period of time.

We are required to communicate with those charged with governance regarding, among other matters, the planned scope and timing of the audit, significant audit findings, and certain internal control-related matters that we identified during the audit.

Required Supplementary Information

Accounting principles generally accepted in the United States of America require that the management's discussion and analysis, and schedules of net pension and other post-employment benefit liabilities and pension and other post-employment benefit contributions be presented to supplement the basic financial statements. Such information is the responsibility of management and, although not a part of the basic financial statements, is required by the Governmental Accounting Standards Board who considers it to be an essential part of financial reporting for placing the basic financial statements in an appropriate operational, economic, or historical context. We have applied certain limited procedures to the required supplementary information in accordance with auditing standards generally accepted in the United States of America, which consisted of inquiries of management about the methods of preparing the information and comparing the information for consistency with management's responses to our inquiries, the basic financial statements, and other knowledge we obtained during our audit of the basic financial statements. We do not express an opinion or provide any assurance on the information because the limited procedures do not provide us with sufficient evidence to express an opinion or provide any assurance.

Supplementary information

Our audit was conducted for the purpose of forming opinions on the financial statements that collectively comprise the District's basic financial statements. The Schedule of Expenditures of Federal Awards as required by Title 2 U.S. Code of Federal Regulations (CFR) Part 200, Uniform Administrative Requirements, Cost Principles, and Audit Requirements for Federal Awards is presented for purposes of additional analysis and is not a required part of the basic financial statements.

Such information is the responsibility of management and was derived from and relates directly to the underlying accounting and other records used to prepare the basic financial statements. The information has been subjected to the auditing procedures applied in the audit of the basic financial statements and certain additional procedures, including comparing and reconciling such information directly to the underlying accounting and other records used to prepare the basic financial statements or to the basic financial statements themselves, and other additional procedures in accordance with auditing standards generally accepted in the United States of America. In our opinion, the Schedule of Expenditures of Federal Awards is fairly stated, in all material respects, in relation to the basic financial statements as a whole.

Other Reporting Required by Government Auditing Standards

In accordance with *Government Auditing Standards*, we have also issued our report dated March 14, 2023, on our consideration of the District's internal control over financial reporting and our tests of its compliance with certain provisions of laws, regulations, contracts and grant agreements and other matters. The purpose of that report is solely to describe the scope of our testing of internal control over financial reporting and compliance and the results of that testing, and not to provide an opinion on the effectiveness of the District's internal control over financial reporting or on compliance. That report is an integral part of an audit performed in accordance with *Government Auditing Standards* in considering the District's internal control over financial reporting and compliance.



Keith Faber
Auditor of State
Columbus, Ohio

March 14, 2023

This page intentionally left blank.

**GIBSONBURG EXEMPTED VILLAGE SCHOOL DISTRICT
SANDUSKY COUNTY**

MANAGEMENT'S DISCUSSION AND ANALYSIS
FOR THE FISCAL YEAR ENDED JUNE 30, 2022
(UNAUDITED)

The management's discussion and analysis of Gibsonburg Exempted Village School District's (the District) financial performance provides an overall review of the District's financial activities for the fiscal year ended June 30, 2022. The intent of this discussion and analysis is to look at the District's financial performance as a whole; readers should also review the basic financial statements and the notes to the basic financial statements to enhance their understanding of the District's financial performance.

Financial Highlights

Key financial highlights for fiscal year 2022 are as follows:

- In total, net position of governmental activities increased \$3,276,030 which represents a 44.53% increase from 2021's net position.
- General revenues accounted for \$11,127,766 or 80.30% of all revenues. Program specific revenues in the form of charges for services and sales, grants and contributions accounted for \$2,730,006 or 19.70% of total revenues of \$13,857,772.
- The District had \$10,581,742 in expenses related to governmental activities; program specific charges for services, grants and contributions offset \$2,730,006 of these expenses. General revenues supporting governmental activities (primarily taxes and unrestricted grants and entitlements) of \$11,127,766 were adequate to provide for these programs.
- The District's major governmental fund is the General fund. The General fund had \$11,022,365 in revenues and other financing sources and \$9,476,360 in expenditures and other financing uses. The General fund's fund balance increased \$1,546,005 from a balance of \$2,589,319 to a balance of \$4,135,324.

Using these Basic Financial Statements

This annual report consists of a series of financial statements and notes to those statements. These statements are organized so the reader can understand the District as a financial whole, an entire operating entity. The statements then proceed to provide an increasingly detailed look at specific financial activities.

The statement of net position and statement of activities provide information about the activities of the whole District, presenting both an aggregate view of the District's finances and a longer-term view of those finances. Fund financial statements provide the next level of detail. For governmental funds, these statements tell how services were financed in the short-term as well as what remains for future spending. The fund financial statements also look at the District's most significant funds with all other non-major funds presented in total in one column. In the case of the District, the General fund is by far the most significant fund, and is reported as a major fund.

Reporting the District as a Whole

Statement of Net Position and the Statement of Activities

While this document contains the large number of funds used by the District to provide programs and activities, the view of the District as a whole looks at all financial transactions and asks the question, "How did the District perform financially during 2022?" The statement of net position and the statement of activities answer this question. These statements include all assets, deferred outflows of resources, liabilities, deferred inflows of resources, revenues and expenses using the accrual basis of accounting, similar to the accounting used by most private-sector companies. This basis of accounting considers all of the current year's revenues and expenses regardless of when cash is received or paid.

**GIBSONBURG EXEMPTED VILLAGE SCHOOL DISTRICT
SANDUSKY COUNTY**

MANAGEMENT'S DISCUSSION AND ANALYSIS
FOR THE FISCAL YEAR ENDED JUNE 30, 2022
(UNAUDITED)

These two statements report the District's net position and changes in net position. The change in net position is important because it tells the reader that, for the District as a whole, the financial position of the District has improved or diminished. The causes of this change may be the result of many factors, some financial, some not. Non-financial factors include the District's property tax base, current property tax laws in Ohio restricting revenue growth, facility conditions, required educational programs and other factors.

In the statement of net position and the statement of activities, the governmental activities include the District's programs and services, including instruction, support services, operation and maintenance of plant, pupil transportation, extracurricular activities, and food service operations.

Reporting the District's Most Significant Funds

Fund Financial Statements

Fund financial reports provide detailed information about the District's major funds. The District uses many funds to account for a multitude of financial transactions; however, these fund financial statements focus on the District's most significant funds. The District's major governmental fund is the General fund.

Governmental Funds

Most of the District's activities are reported in governmental funds, which focus on how money flows into and out of those funds and the balances left at year-end available for spending in future periods. These funds are reported the modified accrual basis of accounting, which measures cash and all other financial assets that can readily be converted to cash. The governmental fund financial statements provide a detailed short-term view of the District's general government operations and the basic services it provides. Governmental fund information helps to determine whether there are more or fewer financial resources that can be spent in the near future to finance educational programs. The relationship (or differences) between governmental activities (reported in the statement of net position and the statement of activities) and governmental funds is reconciled in the basic financial statements.

Notes to the Basic Financial Statements

The notes provide additional information that is essential to a full understanding of the data provided in the government-wide and fund financial statements.

Required Supplementary Information

The required supplementary information provides detailed information regarding the District's proportionate share of the net pension liability and net OPEB liability/asset of the retirement systems and a ten year schedule of District's contributions to the retirement systems to fund pension and OPEB obligations.

**GIBSONBURG EXEMPTED VILLAGE SCHOOL DISTRICT
SANDUSKY COUNTY**

MANAGEMENT'S DISCUSSION AND ANALYSIS
FOR THE FISCAL YEAR ENDED JUNE 30, 2022
(UNAUDITED)

The District as a Whole

The table below provides a summary of the District's net position at June 30, 2022 and June 30, 2021.

	Net Position	
	Governmental Activities 2022	Governmental Activities 2021
<u>Assets</u>		
Current and other assets	\$ 13,047,730	\$ 10,858,319
Capital assets, net	<u>14,287,356</u>	<u>14,956,826</u>
Total assets	<u>27,335,086</u>	<u>25,815,145</u>
<u>Deferred Outflows of Resources</u>		
Pension	2,621,665	2,098,208
OPEB	<u>375,904</u>	<u>341,623</u>
Total deferred outflows of resources	<u>2,997,569</u>	<u>2,439,831</u>
<u>Liabilities</u>		
Current liabilities	1,156,499	1,070,271
Long-term liabilities:		
Due within one year	444,624	407,376
Due in more than one year:		
Net pension liability	6,404,089	11,763,835
Net OPEB liability	819,706	870,365
Other amounts	<u>1,210,482</u>	<u>1,451,066</u>
Total liabilities	<u>10,035,400</u>	<u>15,562,913</u>
<u>Deferred Inflows of Resources</u>		
Property taxes levied for next year	3,009,578	3,465,787
Deferred gain on refunding	4,948	8,439
Pension	5,177,389	497,176
OPEB	<u>1,473,055</u>	<u>1,364,406</u>
Total deferred inflows of resources	<u>9,664,970</u>	<u>5,335,808</u>
<u>Net Position</u>		
Net investment in capital assets	13,460,759	13,875,055
Restricted	1,835,351	1,634,830
Unrestricted (deficit)	<u>(4,663,825)</u>	<u>(8,153,630)</u>
Total net position	<u>\$ 10,632,285</u>	<u>\$ 7,356,255</u>

The net pension liability is reported pursuant to Governmental Accounting Standards Board (GASB) Statement 68, "Accounting and Financial Reporting for Pensions—an Amendment of GASB Statement 27." The net other postemployment benefits (OPEB) liability/asset is reported pursuant to GASB Statement 75, "Accounting and Financial Reporting for Postemployment Benefits Other Than Pensions." For reasons discussed below, many end users of this financial statement will gain a clearer understanding of the District's actual financial condition by adding deferred inflows related to pension and OPEB, the net pension liability, and the net OPEB liability to the reported net position and subtracting deferred outflows related to pension and OPEB and the net OPEB asset.

**GIBSONBURG EXEMPTED VILLAGE SCHOOL DISTRICT
SANDUSKY COUNTY**

MANAGEMENT'S DISCUSSION AND ANALYSIS
FOR THE FISCAL YEAR ENDED JUNE 30, 2022
(UNAUDITED)

Governmental Accounting Standards Board standards are national and apply to all government financial reports prepared in accordance with generally accepted accounting principles. Prior accounting for pensions (GASB 27) and postemployment benefits (GASB 45) focused on a funding approach. This approach limited pension and OPEB costs to contributions annually required by law, which may or may not be sufficient to fully fund each plan's *net pension liability* or *net OPEB liability*. GASB 68 and GASB 75 take an earnings approach to pension and OPEB accounting; however, the nature of Ohio's statewide pension/OPEB plans and state law governing those systems requires additional explanation in order to properly understand the information presented in these statements.

GASB 68 and GASB 75 require the net pension liability and the net OPEB liability to equal the District's proportionate share of each plan's collective:

1. Present value of estimated future pension/OPEB benefits attributable to active and inactive employees' past service.
2. Minus plan assets available to pay these benefits.

GASB notes that pension and OPEB obligations, whether funded or unfunded, are part of the "employment exchange" – that is, the employee is trading his or her labor in exchange for wages, benefits, and the promise of a future pension and other postemployment benefits. GASB noted that the unfunded portion of this promise is a present obligation of the government, part of a bargained-for benefit to the employee, and should accordingly be reported by the government as a liability since they received the benefit of the exchange. However, the District is not responsible for certain key factors affecting the balance of these liabilities. In Ohio, the employee shares the obligation of funding pension benefits with the employer. Both employer and employee contribution rates are capped by State statute. A change in these caps requires action of both Houses of the General Assembly and approval of the Governor. Benefit provisions are also determined by State statute. The Ohio Revised Code permits, but does not require, the retirement systems to provide healthcare to eligible benefit recipients. The retirement systems may allocate a portion of the employer contributions to provide for these OPEB benefits.

The employee enters the employment exchange with the knowledge that the employer's promise is limited not by contract but by law. The employer enters the exchange also knowing that there is a specific, legal limit to its contribution to the retirement system. In Ohio, there is no legal means to enforce the unfunded liability of the pension/OPEB plan *as against the public employer*. State law operates to mitigate/lessen the moral obligation of the public employer to the employee, because all parties enter the employment exchange with notice as to the law. The retirement system is responsible for the administration of the pension and OPEB plans.

Most long-term liabilities have set repayment schedules or, in the case of compensated absences (i.e. sick and vacation leave), are satisfied through paid time-off or termination payments. There is no repayment schedule for the net pension liability or the net OPEB liability. As explained above, changes in benefits, contribution rates, and return on investments affect the balance of these liabilities but are outside the control of the local government. In the event that contributions, investment returns, and other changes are insufficient to keep up with required payments, State statute does not assign/identify the responsible party for the unfunded portion. Due to the unique nature of how the net pension liability and the net OPEB liability are satisfied, these liabilities are separately identified within the long-term liability section of the statement of net position.

In accordance with GASB 68 and GASB 75, the District's statements prepared on an accrual basis of accounting include an annual pension expense and an annual OPEB expense for their proportionate share of each plan's *change* in net pension liability and net OPEB liability, respectively, not accounted for as deferred inflows/outflows.

Over time, net position can serve as a useful indicator of a government's financial position. At June 30, 2022, the District's assets and deferred outflows of resources exceeded liabilities and deferred inflows of resources by \$10,632,285.

**GIBSONBURG EXEMPTED VILLAGE SCHOOL DISTRICT
SANDUSKY COUNTY**

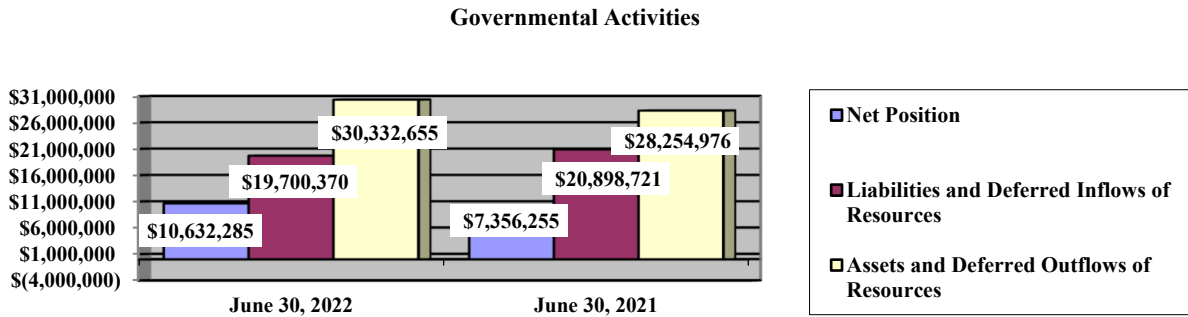
MANAGEMENT'S DISCUSSION AND ANALYSIS
FOR THE FISCAL YEAR ENDED JUNE 30, 2022
(UNAUDITED)

At year-end, capital assets represented 52.27% of total assets. Capital assets include land, land improvements, buildings and improvements, furniture and equipment, vehicles, and intangible right to use assets. The District's net investment in capital assets at June 30, 2022, was \$13,460,759. Capital assets are used to provide services to the students and are not available for future spending. Although the District's net investment in capital assets is reported net of related debt, it should be noted that the resources to repay the debt must be provided from other sources, since capital assets may not be used to liquidate these liabilities.

A portion of the District's net position, \$1,835,351 represents resources that are subject to external restriction on how they may be used. The remaining balance of unrestricted net position is a deficit of \$4,663,825.

The net pension liability decreased \$5,359,746 or 45.56% and deferred inflows of resources related to pension increased \$4,680,213 or 941.36%. These changes were the result of changes at the pension system level for the State Teachers Retirement System (STRS) and the School Employees Retirement System (SERS). Net investment income on investments at both pension systems exceeded estimates for the fiscal year 2021 measurement that are used for the fiscal year 2022 reporting which cause a large increase in fiduciary net position.

The table below shows the District's assets and deferred outflows of resources, liabilities and deferred inflows of resources, and net position at June 30, 2022 and 2021.



The table below shows the change in net position for fiscal years 2022 and 2021.

	Change in Net Position	
	Governmental Activities 2022	Governmental Activities 2021
Revenues		
Program revenues:		
Charges for services and sales	\$ 347,470	\$ 921,076
Operating grants and contributions	2,378,266	2,001,698
Capital grants and contributions	4,270	44,873
General revenues:		
Property taxes	4,011,088	3,705,155
School district income taxes	1,381,342	1,241,559
Grants and entitlements	5,624,866	5,475,920
Investment earnings	13,954	7,094
Other	96,516	97,772
Total revenues	\$ 13,857,772	\$ 13,495,147

- Continued

**GIBSONBURG EXEMPTED VILLAGE SCHOOL DISTRICT
SANDUSKY COUNTY**

MANAGEMENT'S DISCUSSION AND ANALYSIS
FOR THE FISCAL YEAR ENDED JUNE 30, 2022
(UNAUDITED)

	Change in Net Position (Continued)	
	Governmental	Governmental
	Activities	Activities
	<u>2022</u>	<u>2021</u>
<u>Expenses</u>		
Program expenses:		
Instruction:		
Regular	\$ 4,508,667	\$ 5,194,674
Special	1,247,203	1,533,800
Vocational	121,526	115,049
Support services:		
Pupil	394,828	403,041
Instructional staff	89,689	37,675
Board of education	33,361	27,121
Administration	1,041,854	1,147,082
Fiscal	369,013	795,761
Operations and maintenance	1,354,077	1,137,758
Pupil transportation	343,113	244,426
Central	53,420	34,884
Operation of non-instructional services:		
Other non-instructional services	170,029	242,503
Food service operations	467,506	371,456
Extracurricular activities	376,451	358,079
Interest and fiscal charges	11,005	18,323
Total expenses	<u>10,581,742</u>	<u>11,661,632</u>
Change in net position	3,276,030	1,833,515
Net position at beginning of year	<u>7,356,255</u>	<u>5,522,740</u>
Net position at end of year	<u>\$ 10,632,285</u>	<u>\$ 7,356,255</u>

Governmental Activities

Net position of the District's governmental activities increased \$3,276,030. Total governmental expenses of \$10,581,742 were offset by program revenues of \$2,730,006 and general revenues of \$11,127,766. Program revenues supported 25.80% of the total governmental expenses.

The primary sources of revenue for governmental activities are derived from property taxes, income taxes and unrestricted grants and entitlements. These revenue sources represent 79.50% of total governmental revenue.

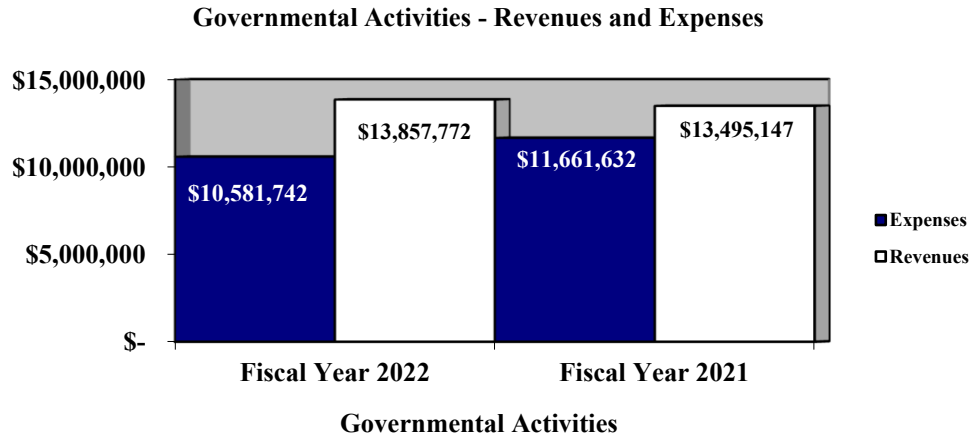
The largest expense of the District is for instructional programs. Instruction expenses totaled \$5,877,396 or 55.54% of total governmental expenses for fiscal year 2022.

Overall, expenses of the governmental activities decreased \$1,079,890 or 9.26%. This decrease is primarily the result of a decrease in pension expense. Pension expense decreased approximately \$1,444,616. This decrease was the result of a decrease in expenses incurred at the pension system level for the State Teachers Retirement System (STRS) and the School Employees Retirement System (SERS) due to an increase in net investment income on investments compared to previous years.

**GIBSONBURG EXEMPTED VILLAGE SCHOOL DISTRICT
SANDUSKY COUNTY**

MANAGEMENT'S DISCUSSION AND ANALYSIS
FOR THE FISCAL YEAR ENDED JUNE 30, 2022
(UNAUDITED)

The graph below presents the District's governmental activities revenues and expenses for fiscal years 2022 and 2021.



The statement of activities shows the cost of program services and the charges for services and grants offsetting those services. The following table shows, for governmental activities, the total cost of services and the net cost of services. That is, it identifies the cost of these services supported by tax revenue and unrestricted State grants and entitlements.

	Total Cost of Services 2022	Net Cost of Services 2022	Total Cost of Services 2021	Net Cost of Services 2021
Program expenses:				
Instruction:				
Regular	\$ 4,508,667	\$ 3,971,914	\$ 5,194,674	\$ 3,622,616
Special	1,247,203	587,657	1,533,800	899,090
Vocational	121,526	112,425	115,049	93,403
Support services:				
Pupil	394,828	58,501	403,041	403,041
Instructional staff	89,689	89,689	37,675	37,675
Board of Education	33,361	33,361	27,121	27,121
Administration	1,041,854	838,129	1,147,082	992,021
Fiscal	369,013	369,013	795,761	795,761
Operations and maintenance	1,354,077	1,336,044	1,137,758	1,086,811
Pupil transportation	343,113	329,393	244,426	199,553
Central	53,420	-	34,884	671
Operation of non-instructional services				
Food service operations	467,506	(233,234)	371,456	44,424
Other non-instructional services	170,029	148,765	242,503	223,289
Extracurricular activities	376,451	199,074	358,079	250,186
Interest and fiscal charges	11,005	11,005	18,323	18,323
Total expenses	\$ 10,581,742	\$ 7,851,736	\$ 11,661,632	\$ 8,693,985

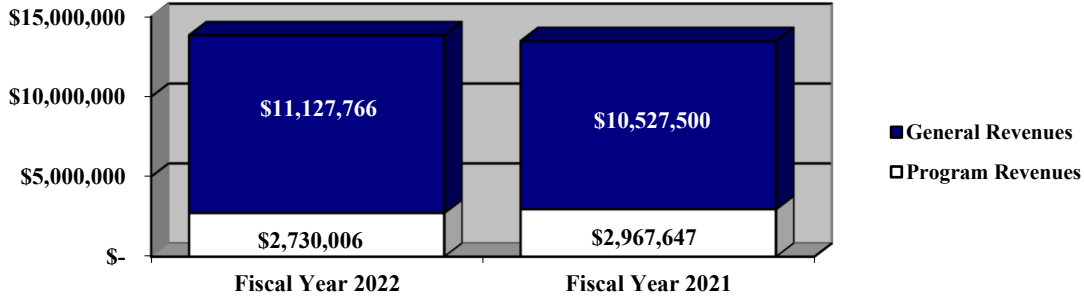
The dependence upon tax and other general revenues for governmental activities is apparent, as 79.49% of instruction activities are supported through taxes and other general revenues. For all governmental activities, general revenue support is 74.20%.

**GIBSONBURG EXEMPTED VILLAGE SCHOOL DISTRICT
SANDUSKY COUNTY**

MANAGEMENT'S DISCUSSION AND ANALYSIS
FOR THE FISCAL YEAR ENDED JUNE 30, 2022
(UNAUDITED)

The graph below presents the District's governmental activities revenues for fiscal years 2022 and 2021.

Governmental Activities - General and Program Revenues



The District's Funds

The District's governmental funds reported a combined fund balance of \$6,661,414, which is greater than last year's total of \$4,911,857. The schedule below indicates the fund balance and the total changes in fund balance as of June 30, 2022, and 2021.

	Fund Balance June 30, 2022	Fund Balance June 30, 2021	Change	Percentage Change
General fund	\$ 4,135,324	\$ 2,589,319	\$ 1,546,005	59.71 %
Nonmajor governmental funds	2,526,090	2,322,538	203,552	8.76 %
Total	\$ 6,661,414	\$ 4,911,857	\$ 1,749,557	35.62 %

General Fund

During fiscal year 2022, the District's General fund revenues increased 1.73% and expenditures decreased 1.68%.

Property and income tax revenue of the General fund increased 9.20% from fiscal year 2021; this increase resulted from fluctuations in the amount available for advance from Sandusky and Wood County and improving economic conditions. Tuition decreased due to a decrease in open enrollment tuition revenue. All other amounts remained comparable to the prior year or changed an insignificant amount.

The following table summarizes the revenues of the General fund for the fiscal years ended June 30, 2022 and 2021.

	2022 Amount	2021 Amount	Change	Percentage Change
Revenues				
Taxes	\$ 4,446,892	\$ 4,072,370	\$ 374,522	9.20 %
Tuition	137,464	797,840	(660,376)	(82.77) %
Earnings on investments	13,691	6,872	6,819	99.23 %
Intergovernmental	6,150,106	5,686,603	463,503	8.15 %
Other revenues	106,041	105,694	347	0.33 %
Total	\$ 10,854,194	\$ 10,669,379	\$ 184,815	1.73 %

Expenditures decreased \$153,110 during fiscal year 2022. Support services expenditures decreased 9.52% during fiscal year 2022 primarily due to fiscal expenditures. Capital outlay increased due to the District into a lease for copiers during the fiscal year. All other expenditures remained comparable to the prior year or changed an insignificant amount.

**GIBSONBURG EXEMPTED VILLAGE SCHOOL DISTRICT
SANDUSKY COUNTY**

MANAGEMENT'S DISCUSSION AND ANALYSIS
FOR THE FISCAL YEAR ENDED JUNE 30, 2022
(UNAUDITED)

The table that follows assists in illustrating the financial activities and fund balance of the General fund.

	2022 Amount	2021 Amount	Change	Percentage Change
<u>Expenditures</u>				
Instruction	\$ 5,395,637	\$ 5,348,515	\$ 47,122	0.88 %
Support services	2,956,704	3,267,959	(311,255)	(9.52) %
Non-instructional services	173,138	237,066	(63,928)	(26.97) %
Extracurricular activities	229,591	250,930	(21,339)	(8.50) %
Capital outlay	168,171	-	168,171	100.00 %
Debt service	28,119	-	28,119	100.00 %
Total	<u>\$ 8,951,360</u>	<u>\$ 9,104,470</u>	<u>\$ (153,110)</u>	(1.68) %

General Fund Budgeting Highlights

The District's budget is prepared according to Ohio law and is based on accounting for certain transactions on a basis of cash receipts, disbursements and encumbrances. The most significant budgeted fund is the General fund.

During the course of fiscal year 2022, the District amended its budget several times. For the General fund, original budgeted revenues and other financing sources were \$11,167,161, and final budgeted revenues and other financing sources were \$10,542,092. The actual budget basis revenues and other financing sources for fiscal year 2022 were \$10,667,982, which was \$125,890 more than the final budget.

General fund original appropriated expenditures and other financing uses totaled \$9,036,259 and were increased to \$9,540,455 in the final budget. The actual budget basis expenditures and other financing sources for fiscal year 2022 totaled \$9,520,821, which was \$19,634 less than final budgeted appropriations.

Capital Assets and Debt Administration

Capital Assets

At the end of fiscal year 2022, the District had \$14,287,356 invested in land, land improvements, buildings and improvements, furniture and equipment, vehicles, and intangible right to use assets. This entire amount is reported in governmental activities.

The following table shows June 30, 2022 balances compared to June 30, 2021:

**Capital Assets at June 30
(Net of Depreciation)**

	Governmental Activities	
	2022	2021
Land	\$ 759,542	\$ 759,542
Land improvements	216,687	333,755
Building and improvements	12,533,188	13,135,581
Furniture and equipment	250,467	280,696
Vehicles	384,761	447,252
Intangible right to use Leased equipment	142,711	-
Total	<u>\$ 14,287,356</u>	<u>\$ 14,956,826</u>

**GIBSONBURG EXEMPTED VILLAGE SCHOOL DISTRICT
SANDUSKY COUNTY**

MANAGEMENT'S DISCUSSION AND ANALYSIS
FOR THE FISCAL YEAR ENDED JUNE 30, 2022
(UNAUDITED)

Total additions to capital assets for 2022 were \$191,778. Depreciation/amortization expense for fiscal 2022 was \$847,942 and disposals net of accumulated depreciation/amortization was \$13,306. Overall, capital assets of the District decreased \$669,470. See Note 9 to the basic financial statements for additional information on the District's capital assets.

Debt Administration

At June 30, 2022, the District had \$655,000 in current interest bonds and \$144,179 in lease payable outstanding. Of this amount, \$422,889 is due within one year and \$376,290 is due in greater than one year. See Note 10 to the basic financial statements for additional information.

At June 30, 2022, the District had an overall legal debt margin of \$13,095,187 and an unvoted debt margin of \$143,570.

The table that follows summarizes the bonds outstanding at June 30, 2022 compared to June 30, 2021.

	<u>2022</u>	<u>2021</u>
Current interest bonds	\$ 655,000	\$ 1,035,000
Lease payable	<u>144,179</u>	<u>-</u>
Total	<u>\$ 799,179</u>	<u>\$ 1,035,000</u>

**GIBSONBURG EXEMPTED VILLAGE SCHOOL DISTRICT
SANDUSKY COUNTY**

MANAGEMENT'S DISCUSSION AND ANALYSIS
FOR THE FISCAL YEAR ENDED JUNE 30, 2022
(UNAUDITED)

Current Financial Related Activities

The District continues to maintain a high standard of service to our students, parents and the community of Gibsonburg.

The District has a very stable financial outlook. The Board of Education and administration closely monitor the District's revenues and expenditures in accordance with its financial forecast. The District has communicated to its community that it relies upon its support for the majority of its operations, and will continue to work diligently to plan expenses, staying carefully within the District's five-year financial plan. The support of the community was measured in November 2000 when the voters approved a 3.5 mil levy for new/renovated facilities with the Ohio School Facilities Commission. The District built a new 109,776 square foot middle/high school and completely renovated and doubled the size of the elementary school. Prior to that, the last operating levy was passed in November 1994 for 7.5 mils for a continuing period of time. In November of 2018, the District proceeded with the renewal of a five year, 1 mil permanent improvement levy. The levy passed successfully with a 61% approval vote. A portion of the revenue is currently being used to maintain and update the District's facilities.

On November 5, 2013 voters approved a .75% income tax levy. In May of 2018, voters approved a five-year, 1% income tax levy. In November 2022, the voters renewed that 1% levy (one year early) to go into effect January 1, 2024. This levy is important to the District's financial condition going forward and its commitment to serving its students.

We will continue to closely monitor expenses across the District. Our goal is to maintain financial stability while providing an exceptional education for our students. The community, staff and students are essential in the success of our school district.

Contacting the District's Financial Management

This financial report is designed to provide our citizens, taxpayers, investors and creditors with a general overview of the District's finances and to show the District's accountability for the money it receives. If you have questions about this report or need additional financial information you may contact Anne Arnold, Treasurer, Gibsonburg Exempted Village School District, 301 South Sunset Avenue, Gibsonburg, Ohio 43431-1290.

**GIBSONBURG EXEMPTED VILLAGE SCHOOL DISTRICT
SANDUSKY COUNTY**

STATEMENT OF NET POSITION
JUNE 30, 2022

	Governmental Activities
Assets:	
Equity in pooled cash and cash equivalents	\$ 6,572,910
Receivables:	
Property taxes	4,944,600
Income taxes	529,413
Accrued interest	845
Intergovernmental	125,900
Prepayments	65,951
Materials and supplies inventory	2,447
Inventory held for resale	4,783
Net OPEB asset	800,881
Capital assets:	
Nondepreciable capital assets	759,542
Depreciable capital assets, net	13,527,814
Capital assets, net	14,287,356
Total assets	27,335,086
 Deferred outflows of resources:	
Pension	2,621,665
OPEB	375,904
Total deferred outflows of resources	2,997,569
 Liabilities:	
Accounts payable	113,826
Accrued wages and benefits payable	826,480
Intergovernmental payable	42,329
Pension and postemployment benefits payable	171,833
Accrued interest payable	2,031
Long-term liabilities:	
Due within one year	444,624
Due in more than one year:	
Net pension liability	6,404,089
Net OPEB liability	819,706
Other amounts due in more than one year	1,210,482
Total liabilities	10,035,400
 Deferred inflows of resources:	
Property taxes levied for the next fiscal year	3,009,578
Deferred gain on refunding	4,948
Pension	5,177,389
OPEB	1,473,055
Total deferred inflows of resources	9,664,970
 Net position:	
Net investment in capital assets	13,460,759
Restricted for:	
Capital projects	220,402
Classroom facilities maintenance	159,915
Debt service	920,158
State funded programs	155,028
Federally funded programs	9,259
Food service operations	255,753
Extracurricular activities	69,637
Other purposes	45,199
Unrestricted (deficit)	(4,663,825)
Total net position	\$ 10,632,285

SEE ACCOMPANYING NOTES TO THE BASIC FINANCIAL STATEMENTS

**GIBSONBURG EXEMPTED VILLAGE SCHOOL DISTRICT
SANDUSKY COUNTY**

STATEMENT OF ACTIVITIES
FOR THE FISCAL YEAR ENDED JUNE 30, 2022

	Expenses	Program Revenues			Net (Expense)
		Charges for Services and Sales	Operating Grants and Contributions	Capital Grants and Contributions	Revenue and Changes in Net Position Governmental Activities
Governmental activities:					
Instruction:					
Regular	\$ 4,508,667	\$ 139,129	\$ 397,624	\$ -	\$ (3,971,914)
Special	1,247,203	-	659,546	-	(587,657)
Vocational	121,526	-	9,101	-	(112,425)
Support services:					
Pupil	394,828	-	336,327	-	(58,501)
Instructional staff	89,689	-	-	-	(89,689)
Board of education	33,361	-	-	-	(33,361)
Administration	1,041,854	-	203,725	-	(838,129)
Fiscal	369,013	-	-	-	(369,013)
Operations and maintenance	1,354,077	1,966	11,797	4,270	(1,336,044)
Pupil transportation	343,113	-	13,720	-	(329,393)
Central	53,420	-	53,420	-	-
Operation of non-instructional services:					
Food service operations	467,506	40,118	660,622	-	233,234
Other non-instructional services	170,029	-	21,264	-	(148,765)
Extracurricular activities	376,451	166,257	11,120	-	(199,074)
Interest and fiscal charges	11,005	-	-	-	(11,005)
Totals	<u>\$ 10,581,742</u>	<u>\$ 347,470</u>	<u>\$ 2,378,266</u>	<u>\$ 4,270</u>	<u>(7,851,736)</u>
			General revenues:		
			Property taxes levied for:		
			General purposes		3,549,491
			Debt service		341,906
			Capital outlay		68,616
			Classroom facilities maintenance		51,075
			Income taxes levied for:		
			General purposes		1,381,342
			Grants and entitlements not restricted to specific programs		5,624,866
			Investment earnings		13,954
			Miscellaneous		96,516
			Total general revenues:		<u>11,127,766</u>
			Change in net position		3,276,030
			Net position at beginning of year		<u>7,356,255</u>
			Net position at end of year		<u>\$ 10,632,285</u>

SEE ACCOMPANYING NOTES TO THE BASIC FINANCIAL STATEMENTS

**GIBSONBURG EXEMPTED VILLAGE SCHOOL DISTRICT
SANDUSKY COUNTY**

BALANCE SHEET
GOVERNMENTAL FUNDS
JUNE 30, 2022

	<u>General</u>	<u>Nonmajor Governmental Funds</u>	<u>Total Governmental Funds</u>
Assets:			
Equity in pooled cash and cash equivalents	\$ 3,866,969	\$ 2,705,941	\$ 6,572,910
Receivables:			
Property taxes	4,408,057	536,543	4,944,600
Income taxes	529,413	-	529,413
Accrued interest	845	-	845
Interfund loans	29,521	-	29,521
Intergovernmental	789	125,111	125,900
Prepayments	65,750	201	65,951
Materials and supplies inventory	-	2,447	2,447
Inventory held for resale	-	4,783	4,783
Total assets	<u>\$ 8,901,344</u>	<u>\$ 3,375,026</u>	<u>\$ 12,276,370</u>
Liabilities:			
Accounts payable	\$ 14,843	\$ 98,983	\$ 113,826
Accrued wages and benefits payable	713,342	113,138	826,480
Compensated absences payable	15,278	-	15,278
Intergovernmental payable	40,932	1,397	42,329
Pension and postemployment benefits payable	145,890	25,943	171,833
Interfund loans payable	-	29,521	29,521
Total liabilities	<u>930,285</u>	<u>268,982</u>	<u>1,199,267</u>
Deferred inflows of resources:			
Property taxes levied for the next fiscal year	2,683,087	326,491	3,009,578
Delinquent property tax revenue not available	1,054,498	128,352	1,182,850
Income tax revenue not available	98,150	-	98,150
Intergovernmental revenue not available	-	125,111	125,111
Total deferred inflows of resources	<u>3,835,735</u>	<u>579,954</u>	<u>4,415,689</u>
Fund balances:			
Nonspendable:			
Materials and supplies inventory	-	2,447	2,447
Prepays	65,750	201	65,951
Restricted:			
Debt service	-	828,871	828,871
Capital improvements	-	199,514	199,514
Classroom facilities maintenance	-	145,388	145,388
Food service operations	-	253,105	253,105
State funded programs	-	155,028	155,028
Extracurricular activities	-	69,637	69,637
Other purposes	-	45,199	45,199
Committed:			
Capital improvements	-	942,552	942,552
Termination benefits	160,769	-	160,769
Assigned:			
Student instruction	109,436	-	109,436
Student and staff support	27,892	-	27,892
Operation of non-instructional	382	-	382
Unassigned (deficit)	<u>3,771,095</u>	<u>(115,852)</u>	<u>3,655,243</u>
Total fund balances	<u>4,135,324</u>	<u>2,526,090</u>	<u>6,661,414</u>
Total liabilities, deferred inflows and fund balances:	<u>\$ 8,901,344</u>	<u>\$ 3,375,026</u>	<u>\$ 12,276,370</u>

SEE ACCOMPANYING NOTES TO THE BASIC FINANCIAL STATEMENTS

**GIBSONBURG EXEMPTED VILLAGE SCHOOL DISTRICT
SANDUSKY COUNTY**

RECONCILIATION OF TOTAL GOVERNMENTAL FUND BALANCES TO
NET POSITION OF GOVERNMENTAL ACTIVITIES
JUNE 30, 2022

Total governmental fund balances		\$	6,661,414
<i>Amounts reported for governmental activities on the statement of net position are different because:</i>			
Capital assets used in governmental activities are not financial resources and therefore are not reported in the funds.			14,287,356
Other long-term assets are not available to pay for current period expenditures and therefore are deferred inflows in the funds			
Property taxes receivable	\$	1,182,850	
Income taxes receivable		98,150	
Intergovernmental receivable		125,111	
Total		1,406,111	1,406,111
Unamortized premiums on bonds issued are not recognized in the funds.			(22,470)
Unamortized amounts on refundings are not recognized in the funds.			(4,948)
Accrued interest payable is not due and payable in the current period and therefore is not reported in the funds			(2,031)
The net pension/OPEB assets & liabilities are not due and payable in the current period; therefore, the assets, liabilities and related deferred inflows/outflows are not reported in governmental funds			
Deferred outflows - pension		2,621,665	
Deferred inflows - pension		(5,177,389)	
Net pension liability		(6,404,089)	
Deferred outflows - OPEB		375,904	
Deferred inflows - OPEB		(1,473,055)	
Net OPEB asset		800,881	
Net OPEB liability		(819,706)	
Total		(10,075,789)	(10,075,789)
Long-term liabilities, including bonds payable, are not due and payable in the current period and therefore are not reported in the funds.			
General obligation bonds		(655,000)	
Lease payable		(144,179)	
Compensated absences		(818,179)	
Total		(1,617,358)	(1,617,358)
Net position of governmental activities		\$	10,632,285

SEE ACCOMPANYING NOTES TO THE BASIC FINANCIAL STATEMENTS

**GIBSONBURG EXEMPTED VILLAGE SCHOOL DISTRICT
SANDUSKY COUNTY**

STATEMENT OF REVENUES, EXPENDITURES AND CHANGES IN FUND BALANCES
GOVERNMENTAL FUNDS
FOR THE FISCAL YEAR ENDED JUNE 30, 2022

	<u>General</u>	<u>Nonmajor Governmental Funds</u>	<u>Total Governmental Funds</u>
Revenues:			
Property taxes	\$ 3,077,030	\$ 390,422	\$ 3,467,452
Income taxes	1,369,862	-	1,369,862
Intergovernmental	6,150,106	1,701,904	7,852,010
Investment earnings	13,691	374	14,065
Tuition and fees	137,464	-	137,464
Extracurricular	1,665	166,344	168,009
Charges for services	-	41,997	41,997
Contributions and donations	7,860	8,251	16,111
Miscellaneous	96,516	23,739	120,255
Total revenues	<u>10,854,194</u>	<u>2,333,031</u>	<u>13,187,225</u>
Expenditures:			
Current:			
Instruction:			
Regular	4,186,113	507,360	4,693,473
Special	1,087,888	302,965	1,390,853
Vocational	121,636	-	121,636
Support services:			
Pupil	212,511	229,257	441,768
Instructional staff	77,387	-	77,387
Board of education	35,045	-	35,045
Administration	925,261	203,725	1,128,986
Fiscal	400,787	6,236	407,023
Operations and maintenance	993,197	290,761	1,283,958
Pupil transportation	312,516	-	312,516
Central	-	53,420	53,420
Operation of non-instructional services			
Food service operations	-	447,999	447,999
Other non-instructional services	173,138	25,800	198,938
Extracurricular activities	229,591	180,149	409,740
Capital outlay	168,171	-	168,171
Debt service:			
Principal retirement	23,992	380,000	403,992
Interest and fiscal charges	4,127	26,807	30,934
Total expenditures	<u>8,951,360</u>	<u>2,654,479</u>	<u>11,605,839</u>
Excess of revenues over (under) expenditures	<u>1,902,834</u>	<u>(321,448)</u>	<u>1,581,386</u>
Other financing sources (uses):			
Transfers in	-	525,000	525,000
Transfers (out)	(525,000)	-	(525,000)
Lease transaction	168,171	-	168,171
Total other financing sources (uses)	<u>(356,829)</u>	<u>525,000</u>	<u>168,171</u>
Net change in fund balances	1,546,005	203,552	1,749,557
Fund balances at beginning of year	<u>2,589,319</u>	<u>2,322,538</u>	<u>4,911,857</u>
Fund balances at end of year	<u>\$ 4,135,324</u>	<u>\$ 2,526,090</u>	<u>\$ 6,661,414</u>

SEE ACCOMPANYING NOTES TO THE BASIC FINANCIAL STATEMENTS

**GIBSONBURG EXEMPTED VILLAGE SCHOOL DISTRICT
SANDUSKY COUNTY**

RECONCILIATION OF THE STATEMENT OF REVENUES, EXPENDITURES
AND CHANGES IN FUND BALANCES OF GOVERNMENTAL FUNDS
TO THE STATEMENT OF ACTIVITIES
FOR THE FISCAL YEAR ENDED JUNE 30, 2022

Net change in fund balances - total governmental funds	\$	1,749,557
<i>Amounts reported for governmental activities in the statement of activities are different because:</i>		
Governmental funds report capital outlays as expenditures		
However, in the statement of activities, the cost of those assets is allocated over their estimated useful lives as:		
depreciation/amortization expense		
Capital asset additions	\$ 191,778	
Current year depreciation/amortization	(847,942)	
Total		(656,164)
The net effect of various miscellaneous transactions involving capital assets (i.e., sales, disposals, trade-ins, and donations) is to decrease net position.		
		(13,306)
Revenues in the statement of activities that do not provide current financial resources are not reported as revenues in the funds.		
Property taxes	543,636	
Income taxes	11,480	
Intergovernmental	115,431	
Total		670,547
Repayment of debt principal is an expenditure in the governmental funds, but the repayment reduces long-term liabilities on the statement of net position.		
		403,992
Issuance of leases are recorded as other financing sources in the funds; however, in the statement of activities, they are not reported as other financing sources as they increase liabilities on the statement of net position.		
		(168,171)
In the statement of activities, interest is accrued on outstanding bonds whereas in governmental funds, an interest expenditure is reported when due. The following items resulted in less interest being reported in the statement of activities		
Decrease in accrued interest payable	576	
Amortization of bond premiums	15,862	
Amortization of deferred gain	3,491	
Total		19,929
Contractually required contributions are reported as expenditures in governmental funds; however, the statement of net position reports these amounts as deferred outflows.		
Pension	928,592	
OPEB	28,182	
Total		956,774
Except for amounts reported as deferred inflows/outflows, changes in the net pension/OPEB liability/asset are reported as pension/OPEB expense in the statement of activities		
Pension	274,398	
OPEB	80,103	
Total		354,501
Some expenses reported in the statement of activities, such as compensated absences, do not require the use of current financial resources and therefore are not reported as expenditure in governmental funds.		
		(41,629)
Change in net position of governmental activities	\$	3,276,030

SEE ACCOMPANYING NOTES TO THE BASIC FINANCIAL STATEMENTS

**GIBSONBURG EXEMPTED VILLAGE SCHOOL DISTRICT
SANDUSKY COUNTY**

STATEMENT OF REVENUES, EXPENDITURES AND CHANGES IN
FUND BALANCE - BUDGET AND ACTUAL (NON-GAAP BUDGETARY BASIS)
GENERAL FUND
FOR THE FISCAL YEAR ENDED JUNE 30, 2022

	<u>Budgeted Amounts</u>			Variance with Final Budget Positive (Negative)
	<u>Original</u>	<u>Final</u>	<u>Actual</u>	
Revenues:				
Property taxes	\$ 2,890,118	\$ 2,979,997	\$ 3,016,472	\$ 36,475
Income taxes	1,194,634	1,298,562	1,314,456	15,894
Intergovernmental	5,800,631	6,042,603	6,116,563	73,960
Investment earnings	8,380	14,270	13,441	(829)
Tuition and fees	735,924	70,439	71,301	862
Miscellaneous	97,352	124,713	124,241	(472)
Total revenues	<u>10,727,039</u>	<u>10,530,584</u>	<u>10,656,474</u>	<u>125,890</u>
Expenditures:				
Current:				
Instruction:				
Regular	4,085,299	4,169,594	4,169,244	350
Special	1,174,617	1,111,458	1,111,458	-
Vocational	117,778	122,467	122,467	-
Support services:				
Pupil	241,862	211,635	211,635	-
Instructional staff	39,786	77,470	77,470	-
Board of education	28,521	41,123	41,123	-
Administration	927,358	972,508	972,508	-
Fiscal	744,744	432,239	412,955	19,284
Operations and maintenance	897,062	1,009,758	1,009,758	-
Pupil transportation	293,550	356,345	356,345	-
Operation of non-instructional services				
Other non-instructional services	235,233	178,866	178,866	-
Extracurricular activities	250,449	227,471	227,471	-
Total expenditures	<u>9,036,259</u>	<u>8,910,934</u>	<u>8,891,300</u>	<u>19,634</u>
Excess of revenues over expenditures	<u>1,690,780</u>	<u>1,619,650</u>	<u>1,765,174</u>	<u>145,524</u>
Other financing sources (uses):				
Transfers (out)	-	(600,000)	(600,000)	-
Advances in	440,122	11,508	11,508	-
Advances (out)	-	(29,521)	(29,521)	-
Total other financing sources (uses)	<u>440,122</u>	<u>(618,013)</u>	<u>(618,013)</u>	<u>-</u>
Net change in fund balance	2,130,902	1,001,637	1,147,161	145,524
Fund balance at beginning of year	2,329,952	2,329,952	2,329,952	-
Prior year encumbrances appropriated	61,242	61,242	61,242	-
Fund balance at end of year	<u>\$ 4,522,096</u>	<u>\$ 3,392,831</u>	<u>\$ 3,538,355</u>	<u>\$ 145,524</u>

SEE ACCOMPANYING NOTES TO THE BASIC FINANCIAL STATEMENTS

**GIBSONBURG EXEMPTED VILLAGE SCHOOL DISTRICT
SANDUSKY COUNTY**

**NOTES TO THE BASIC FINANCIAL STATEMENTS
FOR THE FISCAL YEAR ENDED JUNE 30, 2022**

NOTE 1 - DESCRIPTION OF THE SCHOOL DISTRICT

Gibsonburg Exempted Village School District (the District) is located in Sandusky County, Ohio, including all of the Village of Gibsonburg, Ohio and portions of surrounding townships.

The District is organized under Section 2 and 3, Article VI of the Constitution of the State of Ohio. Under such laws, there is no authority for a school district to have a charter or adopt local laws. The legislative power of the school district is vested in the Board of Education, consisting of five members elected at large for staggered four year terms.

The District was originally chartered by the Ohio State Legislature in 1853. State laws were enacted to create the local Board of Education. Today the District operates under current standards prescribed by the Ohio State Board of Education as provided in division (D) of Section 3301.07 and Section 119.09 of the Ohio Revised Code. The District operates under a locally elected five-member Board form of government and provides educational services as authorized by State law or further mandated by State and/or federal agencies.

The District currently operates one elementary school and one comprehensive middle and high school. The District employs 10 administrators, along with a Speech and Psychologist who fall under administrative contracts. We have 42 non-certified, and 62 certified full-time and part-time employees to provide services to approximately 811 students in grades K through 12 and various community groups.

NOTE 2 - SUMMARY OF SIGNIFICANT ACCOUNTING POLICIES

The basic financial statements of the District have been prepared in conformity with accounting principles generally accepted in the United States of America (GAAP) as applied to governmental units. The Governmental Accounting Standards Board (GASB) is the accepted standard-setting body for establishing governmental accounting and financial reporting principles. The District's significant accounting policies are described below.

A. Reporting Entity

The reporting entity has been defined in accordance with GASB Statement No. 14, "*The Financial Reporting Entity*" as amended by GASB Statement No. 39, "*Determining Whether Certain Organizations Are Component Units*" and GASB Statement No. 61, "*The Financial Reporting Entity: Omnibus an Amendment of GASB Statements No. 14 and No. 34*". The reporting entity is composed of the primary government and component units. The primary government consists of all funds, departments, boards and agencies that are not legally separate from the District. For the District, this includes general operations, food service, and student related activities of the District.

Component units are legally separate organizations for which the District is financially accountable. The District is financially accountable for an organization if the District appoints a voting majority of the organization's Governing Board and (1) the District is able to significantly influence the programs or services performed or provided by the organization; or (2) the District is legally entitled to or can otherwise access the organization's resources; or (3) the District is legally obligated or has otherwise assumed the responsibility to finance the deficits of, or provide financial support to, the organization; or (4) the District is obligated for the debt of the organization. Component units may also include organizations that are fiscally dependent on the District in that the District approves the budget, the issuance of debt or the levying of taxes. Certain organizations are also included as component units if the nature and significance of the relationship between the primary government and the organization is such that exclusion by the primary government would render the primary government's financial statements incomplete or misleading. Based upon the application of these criteria, the District has no component units. The basic financial statements of the reporting entity include only those of the District (the primary government).

**GIBSONBURG EXEMPTED VILLAGE SCHOOL DISTRICT
SANDUSKY COUNTY**

NOTES TO THE BASIC FINANCIAL STATEMENTS
FOR THE FISCAL YEAR ENDED JUNE 30, 2022
(Continued)

JOINTLY GOVERNED ORGANIZATIONS

Bay Area Council of Governments (the BACG)

The BACG is a jointly governed organization. Members of the BACG consist of twenty-six school districts representing seven counties (Ottawa, Sandusky, Seneca, Erie, Huron, Wood, and Crawford). The BACG was formed for the purpose of purchasing goods and services at a lower cost. The items currently being purchased through the council of governments are natural gas and insurance. The only cost to the District is an administrative charge if they participate in purchasing through the BACG. The BACG consists of the superintendent of each participating school district. The Board of Directors of the BACG consist of one elected representative of each county, the superintendent of the fiscal agent, and two non-voting members (administrator and fiscal officer). Members of the Board serve two-year terms which are staggered. Financial information can be obtained by contacting the North Point Educational Service Center, which serves as fiscal agent, at 4918 Milan Road, Sandusky, Ohio 44870.

Northern Ohio Educational Computer Association

The Northern Ohio Educational Computer Association (NOECA) is a jointly governed organization among forty-one school districts. The jointly governed organization was formed for the purpose of applying modern technology with the aid of computers and other electronic equipment to the administrative and instructional functions among member districts. Each of the governments of these schools supports NOECA based upon a per pupil charge dependent upon the software package utilized. The NOECA assembly consists of a superintendent from each participating school district. NOECA is governed by a Board of Directors chosen from the general membership of the NOECA Assembly. The Board of Directors is the Governing Board of NOECA and is composed of two superintendents for each of the counties of Erie, Huron, Ottawa, Sandusky, Seneca, and Wood, one superintendent from Crawford County, and the fiscal agent superintendent. Financial information can be obtained by contacting Matt Bauer, who serves as controller, at 4918 Milan Road, Sandusky, Ohio 44870.

Vanguard-Sentinel Career and Technology Center (the Career Center)

The Career Center is a separate body politic and corporate, established by the Ohio Revised Code (ORC) to provide vocational and special education needs of the students. The school accepts non-tuition students from the District as a member school; however, it is considered a separate political subdivision and is not considered to be part of the District. Financial information is available from Alex Binger, Treasurer, 1306 Cedar Street., Fremont, Ohio 43420.

PUBLIC ENTITY RISK POOLS

Workers' Compensation Group Rating Program

The District participates in a group rating plan for workers' compensation as established under Section 4123.29 of the Ohio Revised Code. The Ohio Association of School Business Officials Workers' Compensation Group Rating Plan (the Plan) was established through the Ohio Association of School Business Officials (OASBO) as a group purchasing pool.

The Executive Director of the OASBO, or his designee, serves as coordinator of the Plan. Each year, the participating school district pays an enrollment fee to the Plan to cover the costs of administering the program.

**GIBSONBURG EXEMPTED VILLAGE SCHOOL DISTRICT
SANDUSKY COUNTY**

NOTES TO THE BASIC FINANCIAL STATEMENTS
FOR THE FISCAL YEAR ENDED JUNE 30, 2022
(Continued)

Ohio School Plan

The District participates in the Ohio School Plan (the Plan), an insurance purchasing pool established under Section 2744.081 of the Ohio Revised Code. The Plan is an unincorporated nonprofit association of its members which enables the participants to provide for a formalized joint insurance purchasing program for maintaining adequate insurance protection and provides risk management programs and other administrative services. The Plan's business and affairs are conducted by a fifteen member board consisting of superintendents, treasurers, the president of Harcum-Schuett Insurance Agency, Inc., and a member of Hylant Group, Inc. Hylant Group, Inc. is the Plan's administrator and is responsible for processing claims. Harcum-Schuett Insurance Agency serves as the sales and marketing representative which establishes agreements between the Plan and its members. Financial information can be obtained from Harcum-Schuett Insurance Agency, 246 East Sycamore Street, Columbus, Ohio 43206.

B. Fund Accounting

The District uses funds to maintain its financial records during the year. A fund is defined as a fiscal and accounting entity with a self-balancing set of accounts. All funds of the School District are governmental funds.

GOVERNMENTAL FUNDS

Governmental funds are those through which most governmental functions typically are financed. Governmental fund reporting focuses on the sources, uses and balances of current financial resources. Expendable assets are assigned to the various governmental funds according to the purposes for which they may or must be used. Current liabilities are assigned to the fund from which they will be paid. The difference between governmental fund assets plus deferred outflows of resources and liabilities plus deferred inflows of resources is reported as fund balance.

The following is the District's major governmental fund:

General fund - The General fund is used to account for and report all financial resources not accounted for and reported in another fund. The General fund balance is available for any purpose provided it is expended or transferred according to the general laws of Ohio.

Other governmental funds of the District are used to account for (a) financial resources that are restricted, committed, or assigned to expenditures for capital outlays including the acquisition or construction of capital facilities and other capital assets, (b) specific revenue sources that are restricted or committed to an expenditure for specified purposes other than debt service or capital projects, and (c) financial resources that are restricted, committed, or assigned to expenditure for principal and interest.

C. Basis of Presentation and Measurement Focus

Government-Wide Financial Statements - The statement of net position and the statement of activities display information about the District as a whole. These statements include the financial activities of the primary government.

The government-wide statement of activities presents a comparison between direct expenses and program revenues for each function or program of the governmental activities of the District. Direct expenses are those that are specifically associated with a service, program or department and therefore clearly identifiable to a particular function. Program revenues include amounts paid by the recipient of goods or services offered by the program and grants and contributions that are restricted to meeting the operational or capital requirements of a particular program. Revenues not classified as program revenues are presented as general revenues of the District.

**GIBSONBURG EXEMPTED VILLAGE SCHOOL DISTRICT
SANDUSKY COUNTY**

NOTES TO THE BASIC FINANCIAL STATEMENTS
FOR THE FISCAL YEAR ENDED JUNE 30, 2022
(Continued)

The government-wide financial statements are prepared using the economic resources measurement focus. All assets, deferred outflows of resources, liabilities, and deferred inflows of resources associated with the operation of the District are included on the statement of net position.

Fund Financial Statements - Fund financial statements report detailed information about the District. The focus of governmental fund financial statements is on major funds rather than reporting funds by type. Each major fund is presented in a separate column, and all nonmajor funds are aggregated into one column.

All governmental funds are accounted for using a flow of current financial resources measurement focus. With this measurement focus, only current assets, deferred outflows of resources, liabilities, and deferred inflows of resources generally are included on the balance sheet. The statement of revenues, expenditures and changes in fund balances reports on the sources (i.e., revenues and other financing sources) and uses (i.e., expenditures and other financing uses) of current financial resources. This approach differs from the manner in which the governmental activities of the government-wide financial statements are prepared. Governmental fund financial statements therefore include a reconciliation with brief explanations to better identify the relationship between the government-wide statements and the statements for governmental funds.

D. Basis of Accounting

Basis of accounting determines when transactions are recorded in the financial records and reported on the financial statements. Government-wide financial statements are prepared using the accrual basis of accounting. Governmental funds use the modified accrual basis of accounting.

Revenues - Exchange and Nonexchange Transactions - Revenues resulting from exchange transactions, in which each party gives and receives essentially equal value, are recorded on the accrual basis when the exchange takes place. On a modified accrual basis, revenue is recorded in the fiscal year in which the resources are measurable and become available. Available means that the resources will be collected within the current fiscal year or are expected to be collected soon enough thereafter to be used to pay liabilities of the current fiscal year. For the District, available means expected to be received within sixty days of fiscal year end.

Nonexchange transactions, in which the District receives value without directly giving equal value in return, include property taxes, income taxes, grants, entitlements and donations. On an accrual basis, revenue from property taxes is recognized in the fiscal year for which the taxes are levied (see Note 6).

Revenue from grants, entitlements and donations is recognized in the fiscal year in which all eligibility requirements have been satisfied. Eligibility requirements include timing requirements, which specify the year when the resources are required to be used or the fiscal year when use is first permitted, matching requirements, in which the District must provide local resources to be used for a specified purpose, and expenditure requirements, in which the resources are provided to the District on a reimbursement basis. On a modified accrual basis, revenue from nonexchange transactions must also be available before it can be recognized.

Under the modified accrual basis, the following revenue sources are considered to be both measurable and available at fiscal year-end: property taxes available as an advance, tuition, student fees, and reimbursements.

Deferred Outflows of Resources and Deferred Inflows of Resources - In addition to assets, the government-wide statement of net position will report a separate section for deferred outflows of resources. Deferred outflows of resources, represents a consumption of net position that applies to a future period and will not be recognized as an outflow of resources (expense/expenditure) until then. For the District, see Notes 12 and 13 for deferred outflows of resources related the District's net pension liability and net OPEB liability/asset, respectively.

**GIBSONBURG EXEMPTED VILLAGE SCHOOL DISTRICT
SANDUSKY COUNTY**

NOTES TO THE BASIC FINANCIAL STATEMENTS
FOR THE FISCAL YEAR ENDED JUNE 30, 2022
(Continued)

In addition to liabilities, both the government-wide statement of net position and the governmental fund financial statements report a separate section for deferred inflows of resources. Deferred inflows of resources represent an acquisition of net position that applies to a future period and will not be recognized as an inflow of resources (revenue) until that time. For the District, deferred inflows of resources include property taxes and unavailable revenue. Property taxes represent amounts for which there is an enforceable legal claim as of June 30, 2022, but which were levied to finance fiscal year 2023 operations. These amounts have been recorded as a deferred inflow of resources on both the government-wide statement of net position and the governmental fund financial statements.

Unavailable revenue is reported only on the governmental funds balance sheet and represents receivables which will not be collected within the available period. For the District unavailable revenue includes, but is not limited to, delinquent property taxes and intergovernmental grants. These amounts are deferred and recognized as an inflow of resources in the period the amounts become available.

For the District, see Note 12 and 13 for deferred inflows of resources related to the District's net pension liability and net OPEB liability/asset, respectively. This deferred inflow of resources is only reported on the government-wide statement of net position. In addition, deferred inflows of resources include a deferred gain on debt refunding. A deferred gain on refunding results from the difference in the carrying value of refunded debt and its reacquisition price. This amount is deferred and amortized over the shorter of the life of the refunded or refunding debt.

Expenses/Expenditures - On the accrual basis of accounting, expenses are recognized at the time they are incurred. The entitlement value of donated commodities used during the year is reported in the statement of revenues, expenditures and changes in fund balances as an expenditure with a corresponding amount reported as intergovernmental revenue.

The measurement focus of governmental fund accounting is on decreases in net financial resources (expenditures) rather than expenses. Expenditures are generally recognized in the accounting period in which the related fund liability is incurred, if measurable. Allocations of cost, such as depreciation and amortization, are not recognized in governmental funds.

E. Budgets

The District is required by State statute to adopt an annual appropriated cash basis budget for all funds. The specific timetable for fiscal year 2022 is as follows:

1. Prior to January 15, the Superintendent and Treasurer submit to the Board of Education a proposed operating budget for the fiscal year commencing the following July 1. The budget includes proposed expenditures and the means of financing for all funds. Public hearings are publicized and conducted to obtain taxpayers' comments. The purpose of this budget document is to reflect the need for existing (or increased) tax rates.
2. By no later than January 20, the Board-adopted budget is filed with the Sandusky County Budget Commission for tax rate determination. The Sandusky County Commissioners waived this requirement for fiscal year 2022.
3. Prior to April 1, the Board of Education accepts, by formal resolution, the tax rates as determined by the Budget Commission and receives the Commission's certificate of estimated resources which states the projected revenue of each fund. Prior to July 1, the District must revise its budget so that total contemplated expenditures from any fund during the ensuing year will not exceed the amount stated in the certificate of estimated resources. The revised budget then serves as a basis for the appropriation measure. On or about July 1, the certificate is amended to include any unencumbered balances from the preceding year as reported by the District Treasurer. The certificate may be further amended during the year if projected increases or decreases in revenue are identified by the District Treasurer.

**GIBSONBURG EXEMPTED VILLAGE SCHOOL DISTRICT
SANDUSKY COUNTY**

NOTES TO THE BASIC FINANCIAL STATEMENTS
FOR THE FISCAL YEAR ENDED JUNE 30, 2022
(Continued)

The budget figures, as shown in the accompanying budgetary statement, reflect the amounts set forth in the original and final certificate of estimated resources issued for fiscal year 2022.

4. By July 1, the annual appropriation resolution is legally enacted by the Board of Education at the fund level of expenditures, which is the legal level of budgetary control. State statute permits a temporary appropriation to be effective until no later than October 1 of each year. Resolution appropriations by fund must be within the estimated resources as certified by the County Budget Commission and the total of expenditures may not exceed the appropriation totals at the legal level of budgetary control.
5. Any revisions that alter the total of any fund appropriation must be approved by the Board of Education.
6. Formal budgetary integration is employed as a management control device during the year for all funds consistent with the general obligation bond indenture and other statutory provisions.
7. Appropriations amounts are as originally adopted, or as amended by the Board of Education through the year by supplemental appropriations, which either reallocated or increased the original appropriated amounts. All supplemental appropriations were legally enacted by the Board prior to June 30, 2022; however, none of these amendments were significant. The budget figures, as shown in the accompanying budgetary statement, reflect the original and final appropriation amounts including all amendments and modifications.
8. Unencumbered appropriations lapse at year end. Encumbered appropriations are carried forward to the succeeding fiscal year and need not be re-appropriated. Expenditures may not legally exceed budgeted appropriations at the fund level.

F. Cash and Investments

To improve cash management, cash received by the District is pooled in a central bank account. Monies for all funds are maintained in this pool. Individual fund integrity is maintained through the District's records. Each fund's interest in the pool is presented as "equity in pooled cash and cash equivalents" on the basic financial statements.

During fiscal year 2022, investments were limited to the State Treasury Asset Reserve of Ohio (STAR Ohio).

STAR Ohio is an investment pool managed by the State Treasurer's Office which allows governments within the State to pool their funds for investment purposes. STAR Ohio is not registered with the SEC as an investment company, but has adopted Governmental Accounting Standards Board (GASB), Statement No. 79, "Certain External Investment Pools and Pool Participants." The District measures its investment in STAR Ohio at the net asset value (NAV) per share provided by STAR Ohio. The NAV per share is calculated on an amortized cost basis that provides an NAV per share that approximates fair value.

For fiscal year 2022, there were no limitations or restrictions on any participant withdrawals due to redemption notice periods, liquidity fees, or redemption gates. However, notice must be given 24 hours in advance of all deposits and withdrawals exceeding \$100 million. STAR Ohio reserves the right to limit the transaction to \$250 million, requiring the excess amount to be transacted the following business day(s), but only to the \$250 million limit. All accounts of the participant will be combined for these purposes.

Under existing Ohio statutes all investment earnings are assigned to the General fund unless statutorily required to be credited to a specific fund or by policy of the Board of Education. Investment earnings are assigned to the General fund, special revenue funds (endowment fund, student managed activity, district managed activity and food service), and debt service fund. Interest revenue credited to the General fund during fiscal year 2022 amounted to \$13,691, which includes \$6,389 assigned from other funds.

**GIBSONBURG EXEMPTED VILLAGE SCHOOL DISTRICT
SANDUSKY COUNTY**

NOTES TO THE BASIC FINANCIAL STATEMENTS
FOR THE FISCAL YEAR ENDED JUNE 30, 2022
(Continued)

For presentation on the basic financial statements, investments of the cash management pool and investments with original maturities of three months or less at the time they are purchased by the District are considered to be cash equivalents. Investments with an initial maturity of more than three months are reported as investments.

An analysis of the District’s investment account at fiscal year-end is provided in Note 4.

G. Inventory

On government-wide and fund financial statements, purchased inventories are presented at the lower of cost or market and donated commodities are presented at their entitlement value. Inventories are recorded on a first-in, first-out basis and are expensed when used. Inventories are accounted for using the consumption method. On the fund financial statements, materials and supplies is equally offset by a nonspendable fund balance in governmental funds which indicates that it does not constitute available resources even though it is a component of net current assets.

Inventory consists of expendable supplies held for consumption, donated food and purchased food.

H. Capital Assets

General capital assets result from expenditures in the governmental funds. These assets are reported in the governmental activities column of the government-wide statement of net position, but are not reported in the fund financial statements.

All capital assets are capitalized at cost (or estimated historical cost) and updated for additions and retirements during the year. Donated capital assets are recorded at their acquisition values as of the date received. The District maintains a capitalization threshold of \$5,000. Improvements are capitalized; the costs of normal maintenance and repairs that do not add to the value of the asset or materially extend an asset’s life are not. The District does not possess infrastructure.

All reported capital assets except land are depreciated. Improvements are depreciated over the remaining useful lives of the related capital assets. Depreciation is computed using the straight-line method over the following useful lives:

Description	Governmental Activities Estimated Lives
Land improvements	5 - 30 years
Buildings and improvements	10 - 50 years
Furniture and equipment	5 - 20 years
Vehicles	6 - 10 years
Intangible leased assets	5 years

The District is reporting intangible right to use assets related to leased equipment. The intangible assets are being amortized in a systematic and rational manner of the shorter of the lease term or the useful life of the underlying asset.

**GIBSONBURG EXEMPTED VILLAGE SCHOOL DISTRICT
SANDUSKY COUNTY**

NOTES TO THE BASIC FINANCIAL STATEMENTS
FOR THE FISCAL YEAR ENDED JUNE 30, 2022
(Continued)

I. Interfund Activity

Exchange transactions between funds are reported as revenues in the seller funds and as expenditures/expenses in the purchaser funds. Flows of cash or goods from one fund to another without a requirement for repayment are reported as interfund transfers. Interfund transfers are reported as other financing sources/uses in governmental funds. Repayments from funds responsible for particular expenditures/expenses to the funds that initially paid for them are not presented on the basic financial statements.

J. Compensated Absences

Compensated absences of the District consist of vacation leave and sick leave liability to the extent that payments to the employee for these absences are attributable to services already rendered and are not contingent on a specific event that is outside the control of the District and the employee.

In accordance with the provisions of GASB Statement No. 16, "*Accounting for Compensated Absences*", a liability for vacation leave is accrued if a) the employees' rights to payment are attributable to services already rendered; and b) it is probable that the employer will compensate the employees for the benefits through paid time off or other means, such as cash payment at termination or retirement. An accrual for sick leave is made to the extent that it is probable that the benefits will result in termination (severance) payments. A liability for sick leave is accrued using the vesting method; i.e., the liability is based on the sick leave accumulated at June 30, 2022, by those employees who are currently eligible to receive termination (severance) payments, as well as those employees expected to become eligible in the future. For purposes of establishing a liability for sick leave on employees expected to become eligible to retire in the future, employees 50 years of age or older with at least eight years of experience or any employee with 20 years of experience or more were considered expected to become eligible to retire in accordance with GASB Statement No. 16.

The total liability for vacation and sick leave payments has been calculated using pay rates in effect at June 30, 2022 and reduced to the maximum payment allowed by labor contract and/or statute, plus any applicable additional salary related payments.

The entire compensated absence liability is reported on the government-wide financial statements. For governmental fund financial statements, the current portion of unpaid compensated absences is the amount expected to be paid using expendable available resources. These amounts are recorded in the account "compensated absences payable" in the fund from which the employees who have accumulated unpaid leave are paid. The noncurrent portion of the liability is not reported.

K. Accrued Liabilities and Long-Term Obligations

All payables, accrued liabilities and long-term obligations are reported in the government-wide financial statements.

In general, governmental fund payables and accrued liabilities that, once incurred, are paid in a timely manner and in full from current financial resources are reported as obligations of the funds; however, claims and judgments, compensated absences and net pension liability that will be paid from governmental funds are reported as a liability in the fund financial statements only to the extent that they are due for payment during the current year. Bonds and capital leases are recognized as a liability on the fund financial statements when due. Net pension/OPEB liability should be recognized in the governmental funds to the extent that benefit payments are due and payable and the pension/OPEB plan's fiduciary net position is not sufficient for payment of those benefits.

**GIBSONBURG EXEMPTED VILLAGE SCHOOL DISTRICT
SANDUSKY COUNTY**

NOTES TO THE BASIC FINANCIAL STATEMENTS
FOR THE FISCAL YEAR ENDED JUNE 30, 2022
(Continued)

L. Fund Balance

Fund balance is divided into five classifications based primarily on the extent to which the District is bound to observe constraints imposed upon the use of the resources in the governmental funds. The classifications are as follows:

Nonspendable - The nonspendable fund balance classification includes amounts that cannot be spent because they are not in spendable form or legally required to be maintained intact. The “not in spendable form” criterion includes items that are not expected to be converted to cash. It also includes the long-term amount of loans receivable in the General fund.

Restricted - Fund balance is reported as restricted when constraints are placed on the use of resources that are either externally imposed by creditors (such as through debt covenants), grantors, contributors, or laws or regulations of other governments, or imposed by law through constitutional provisions or enabling legislation.

Committed - The committed fund balance classification includes amounts that can be used only for the specific purposes imposed by a formal action (resolution) of the District Board of Education (the highest level of decision making authority). Those committed amounts cannot be used for any other purpose unless the District Board of Education removes or changes the specified use by taking the same type of action (resolution) it employed to previously commit those amounts. Committed fund balance also incorporates contractual obligations to the extent that existing resources in the fund have been specifically committed for use in satisfying those contractual requirements.

Assigned - Amounts in the assigned fund balance classification are intended to be used by the District for specific purposes, but do not meet the criteria to be classified as restricted nor committed. In governmental funds other than the General fund, assigned fund balance represents the remaining amount that is not restricted or committed. In the General fund, assigned amounts represent intended uses established by policies of the District Board of Education, which includes giving the Treasurer the authority to constrain monies for intended purposes.

Unassigned - Unassigned fund balance is the residual classification for the General fund and includes all spendable amounts not contained in the other classifications. In other governmental funds, the unassigned classification is only used to report a deficit fund balance resulting from overspending for specific purposes for which amounts had been restricted, committed, or assigned.

The District applies restricted resources first when expenditures are incurred for purposes for which restricted and unrestricted (committed, assigned, and unassigned) fund balance is available. Similarly, within unrestricted fund balance, committed amounts are reduced first followed by assigned, and then unassigned amounts when expenditures are incurred for purposes for which amounts in any of the unrestricted fund balance classifications could be used.

M. Net Position

Net position represents the difference between assets and deferred outflows and liabilities and deferred inflows. The net position component “net investment in capital assets,” consists of capital assets, net of accumulated depreciation, reduced by the outstanding balances of any borrowing used for the acquisition, construction or improvement of those assets. Deferred outflows of resources and deferred inflows of resources that are attributable to the acquisition, construction or improvement of those assets or related debt also should be included in this component of net position. Net position is reported as restricted when there are limitations imposed on its use either through the enabling legislation adopted by the District or through external restrictions imposed by creditors, grantors or laws or regulations of other governments.

**GIBSONBURG EXEMPTED VILLAGE SCHOOL DISTRICT
SANDUSKY COUNTY**

NOTES TO THE BASIC FINANCIAL STATEMENTS
FOR THE FISCAL YEAR ENDED JUNE 30, 2022
(Continued)

The District applies restricted resources first when an expense is incurred for purposes for which both restricted and unrestricted net position is available.

N. Prepayments

Certain payments to vendors reflect the costs applicable to future accounting periods and are recorded as prepaid items in both government-wide and fund financial statements. These items are reported as assets on the balance sheet using the consumption method. A current asset for the prepaid amounts is recorded at the time of the purchase and the expenditure/expense is reported in the year in which services are consumed. At fiscal year end, because prepayments are not available to finance future governmental fund expenditures, a nonspendable fund balance is recorded by an amount equal to the carrying value of the asset on the fund financial statements.

O. Estimates

The preparation of the basic financial statements in conformity with GAAP requires management to make estimates and assumptions that affect the amounts reported in the basic financial statements and accompanying notes. Actual results may differ from those estimates.

P. Budget Stabilization Arrangement

The District has established a budget stabilization reserve in accordance with authority established by State law. Additions to the budget stabilization reserve can only be made by formal resolution of the Board of Education. Expenditures out of the budget stabilization reserve can only be made to offset future budget deficits. At June 30, 2022, the balance in the budget stabilization reserve was \$1,121,581. This amount is included in unassigned fund balance of the General fund and in unrestricted net position on the statement of net position.

Q. Bond Issuance Costs, Unamortized Bond Premiums and Discounts, Accounting Gain or Loss

On both the government-wide financial statements and the fund financial statements, bond issuance costs are recognized in the period in which these items are incurred.

On the government-wide financial statements, bond premiums and discounts are amortized over the term of the bonds using the straight line method, which approximates the effective interest method. Bond premiums are presented as an addition to the face amount of the bonds and bond discounts are presented as a reduction to the face amount of the bonds. On the governmental fund financial statements, bond premiums and discounts are recognized in the period in which these items are incurred. The reconciliation between the face value of bonds and the amount reported on the statement of net position is presented in Note 10.

For current and advance refundings resulting in the defeasance of debt reported in the government-wide financial statements, the difference between the reacquisition price and the net carrying amount of the refunded debt is amortized as a component of interest expense. This accounting gain or loss is amortized over the remaining term of the old debt or the term of the new debt, whichever is shorter, and is presented as a deferred inflow of resources or a deferred outflow of resources.

R. Pensions/Other Postemployment Benefits (OPEB)

For purposes of measuring the net pension/OPEB liability, net OPEB asset, deferred outflows of resources and deferred inflows of resources related pensions/OPEB, and pension/OPEB expense, information about the fiduciary net position of the pension/OPEB plans and additions to/deductions from their fiduciary net position have been determined on the same basis as they are reported by the pension/OPEB plan. For this purpose, benefit payments (including refunds of employee contributions) are recognized when due and payable in accordance with the benefit terms. The pension/OPEB plans report investments at fair value.

**GIBSONBURG EXEMPTED VILLAGE SCHOOL DISTRICT
SANDUSKY COUNTY**

NOTES TO THE BASIC FINANCIAL STATEMENTS
FOR THE FISCAL YEAR ENDED JUNE 30, 2022
(Continued)

S. Extraordinary and Special Items

Extraordinary items are transactions or events that are both unusual in nature and infrequent in occurrence. Special items are transactions or events that are within the control of the Board of Education and that are either unusual in nature or infrequent in occurrence. Neither type of transaction occurred during fiscal year 2022.

T. Fair Value

The District categorizes its fair value measurements within the fair value hierarchy established by generally accepted accounting principles. The hierarchy is based on the valuation inputs used to measure the fair value of the asset. Level 1 inputs are quoted prices in active markets for identical assets; Level 2 inputs are significant other observable inputs; Level 3 inputs are significant unobservable inputs.

NOTE 3 - ACCOUNTABILITY AND COMPLIANCE

A. Change in Accounting Principles

For fiscal year 2022, the District has implemented GASB Statement No. 87, "Leases", GASB Implementation Guide 2019-3, "Leases", GASB Statement No. 89, "Accounting for Interest Cost Incurred before the End of a Construction Period", GASB Implementation Guide 2020-1, "Implementation Guide Update - 2020", GASB Statement No. 92, "Omnibus 2020", GASB Statement No. 93, "Replacement of Interbank Offered Rates", GASB Statement No. 97, "Certain Component Unit Criteria, and Accounting and Financial Reporting for Internal Revenue Code Section 457 Deferred Compensation Plans—an amendment of GASB Statements No. 14 and No. 84, and a supersession of GASB Statement No. 32" and certain paragraphs of GASB Statement No. 99, "Omnibus 2022".

GASB Statement No. 87 and GASB Implementation Guide 2019-3 enhance the relevance and consistency of information of the government's leasing activities. It establishes requirements for lease accounting based on the principle that leases are financings of the right to use an underlying asset. A lessee is required to recognize a lease liability and an intangible right to use lease asset, and a lessor is required to recognize a lease receivable and a deferred inflow of resources. These changes were incorporated in the District's fiscal year 2022 financial statements.

GASB Statement No. 89 establishes accounting requirements for interest cost incurred before the end of a construction period. GASB Statement No. 89 requires that interest cost incurred before the end of a construction period be recognized as an expense in the period in which the cost is incurred for financial statements prepared using the economic resources measurement focus. GASB Statement No. 89 also reiterates that financial statements prepared using the current financial resources measurement focus, interest cost incurred before the end of a construction period should be recognized as an expenditure on a basis consistent with governmental fund accounting principles. The implementation of GASB Statement No. 89 did not have an effect on the financial statements of the District.

GASB Implementation Guide 2020-1 provides clarification on issues related to previously established GASB guidance. The implementation of GASB Implementation Guide 2020-1 did not have an effect on the financial statements of the District.

GASB Statement No. 92 enhances comparability in accounting and financial reporting and to improve the consistency of authoritative literature by addressing practice issues that have been identified during implementation and application of certain GASB Statements. The implementation of GASB Statement No. 92 did not have an effect on the financial statements of the District.

**GIBSONBURG EXEMPTED VILLAGE SCHOOL DISTRICT
SANDUSKY COUNTY**

NOTES TO THE BASIC FINANCIAL STATEMENTS
FOR THE FISCAL YEAR ENDED JUNE 30, 2022
(Continued)

GASB Statement No. 93 establishes accounting and financial reporting requirements related to the replacement of Interbank Offered Rates (IBORs) in hedging derivative instruments and leases. It also identifies appropriate benchmark interest rates for hedging derivative instruments. The implementation of GASB Statement No. 93 did not have an effect on the financial statements of the District.

GASB Statement No. 97 is to (1) increase consistency and comparability related to the reporting of fiduciary component units in circumstances in which a potential component unit does not have a governing board and the primary government performs the duties that a governing board typically would perform; (2) mitigate costs associated with the reporting of certain defined contribution pension plans, defined contribution other postemployment benefit (OPEB) plans, and employee benefit plans other than pension plans or OPEB plans (other employee benefit plans) as fiduciary component units in fiduciary fund financial statements; and (3) enhance the relevance, consistency, and comparability of the accounting and financial reporting for Internal Revenue Code (IRC) Section 457 deferred compensation plans (Section 457 plans) that meet the definition of a pension plan and for benefits provided through those plans. The implementation of GASB Statement No. 97 did not have an effect on the financial statements of the District.

GASB Statement No. 99 to enhance comparability in accounting and financial reporting and to improve the consistency of authoritative literature by addressing (1) practice issues that have been identified during implementation and application of certain GASB Statements and (2) accounting and financial reporting for financial guarantees. The implementation of GASB Statement No. 99 did not have an effect on the financial statements of the District.

B. Deficit Fund Balances

Fund balances at June 30, 2022 included the following individual fund deficits:

<u>Nonmajor funds</u>	<u>Deficit</u>
Elementary and secondary school emergency relief	\$ 113,360
Title I	716
Title II-A	1,776

The General fund is liable for any deficit in these funds and provides transfers when cash is required, not when accruals occur. The deficit fund balances resulted from adjustments for accrued liabilities.

NOTE 4 - DEPOSITS AND INVESTMENTS

State statutes classify monies held by the District into three categories.

Active deposits are public deposits necessary to meet current demands on the treasury. Such monies must be maintained either as cash in the District treasury, in commercial accounts payable or withdrawable on demand, including negotiable order of withdrawal (NOW) accounts, or in money market deposit accounts.

Inactive deposits are public deposits that the Board of Education has identified as not required for use within the current five year period of designation of depositories. Inactive deposits must either be evidenced by certificates of deposit maturing not later than the end of the current period of designation of depositories, or by savings or deposit accounts including, but not limited to, passbook accounts.

Interim deposits are deposits of interim monies. Interim monies are those monies which are not needed for immediate use, but which will be needed before the end of the current period of designation of depositories.

Interim deposits must be evidenced by time certificates of deposit maturing not more than one year from the date of deposit or by savings or deposit accounts including passbook accounts.

**GIBSONBURG EXEMPTED VILLAGE SCHOOL DISTRICT
SANDUSKY COUNTY**

NOTES TO THE BASIC FINANCIAL STATEMENTS
FOR THE FISCAL YEAR ENDED JUNE 30, 2022
(Continued)

Interim monies may be deposited or invested in the following securities:

1. United States Treasury Notes, Bills, Bonds, or any other obligation or security issued by the United States Treasury or any other obligation guaranteed as to principal and interest by the United States;
2. Bonds, notes, debentures, or any other obligations or securities issued by any federal government agency or instrumentality, including, but not limited to, the Federal National Mortgage Association, Federal Home Loan Bank, Federal Farm Credit Bank, Federal Home Loan Mortgage Corporation, and Government National Mortgage Association. All federal agency securities shall be direct issuances of federal government agencies or instrumentalities;
3. Written repurchase agreements in the securities listed above provided that the fair value of the securities subject to the repurchase agreement must exceed the principal value of the agreement by at least two percent and be marked to market daily, and that the term of the agreement must not exceed thirty days;
4. Bonds and other obligations of the State of Ohio, and with certain limitations including a requirement for maturity within ten years from the date of settlement, bonds and other obligations of political subdivisions of the State of Ohio, if training requirements have been met;
5. Time certificates of deposit or savings or deposit accounts including, but not limited to, passbook accounts;
6. No-load money market mutual funds consisting exclusively of obligations described in items (1) and (2) above and repurchase agreements secured by such obligations, provided that investments in securities described in this division are made only through eligible institutions;
7. The State Treasurer's investment pool, (STAR Ohio); and,
8. Certain bankers' acceptances for a period not to exceed one hundred eighty days) and commercial paper notes (for a period not to exceed two hundred seventy days) in an amount not to exceed 40 percent of the interim monies available for investment at any one time if training requirements have been met.

Protection of the deposits is provided by the Federal Deposit Insurance Corporation (FDIC), by eligible securities pledged by the financial institution as security for repayment, or by the financial institutions participation in the Ohio Pooled Collateral System (OPCS), a collateral pool of eligible securities deposited with a qualified trustee and pledged to the Treasurer of State to secure the repayment of all public monies deposited in the financial institution.

Investments in stripped principal or interest obligations reverse repurchase agreements and derivatives are prohibited. The issuance of taxable notes for the purpose of arbitrage, the use of leverage and short selling are also prohibited. Except as noted above, an investment must mature within five years from the date of purchase unless matched to a specific obligation or debt of the District and must be purchased with the expectation that it will be held to maturity. Investments may only be made through specified dealers and institutions. Payment for investments may be made only upon delivery of the securities representing the investments to the Treasurer or, if the securities are not represented by a certificate, upon receipt of confirmation of transfer from the custodian.

A. Cash on Hand

At fiscal year end, the District had \$175 in undeposited cash on hand which is included on the financial statements of the District as part of "equity in pooled cash and cash equivalents".

**GIBSONBURG EXEMPTED VILLAGE SCHOOL DISTRICT
SANDUSKY COUNTY**

NOTES TO THE BASIC FINANCIAL STATEMENTS
FOR THE FISCAL YEAR ENDED JUNE 30, 2022
(Continued)

B. Deposits with Financial Institutions

At June 30, 2022, the carrying amount of all District deposits was \$2,547,602 and the bank balance of all District deposits was \$2,708,375. Of the bank balance, \$250,000 was covered by the FDIC and \$2,458,375 was exposed to custodial risk as discussed below.

Custodial credit risk is the risk that, in the event of bank failure, the District will not be able to recover deposits or collateral securities that are in the possession of an outside party. The District has no deposit policy for custodial credit risk beyond the requirements of State statute. Ohio law requires that deposits either be insured or protected by (1) eligible securities pledged to the District and deposited with a qualified trustee by the financial institution as security for repayment whose fair value at all times shall be at least 105 percent of the deposits being secured, or (2) participation in the Ohio Pooled Collateral System (OPCS), a collateral pool of eligible securities deposited with a qualified trustee and pledged to the Treasurer of State to secure the repayment of all public monies deposited in the financial institution. OPCS requires the total fair value of the securities pledged to be 102 percent of the deposits being secured or a rate set by the Treasurer of State. For fiscal year 2022, the District's financial institutions were approved for a reduced collateral rate of 102 percent through the OPCS. Although all statutory requirements for the deposit of money had been followed, noncompliance with Federal requirements could potentially subject the District to a successful claim by the FDIC.

C. Investments

As of June 30, 2022, the District had the following investments and maturities:

<u>Investment/Measurement type</u>	<u>Measurement Value</u>	<u>Investment Maturity 6 months or less</u>
Amortized cost:		
STAR Ohio	\$ 4,025,133	\$ 4,025,133

Interest Rate Risk: Interest rate risk arises when potential purchasers of debt securities will not agree to pay face value for those securities if interest rates subsequently increase. As a means of limiting its exposure to fair value losses arising from rising interest rates and according to State law, the District's investment policy limits investment portfolio maturities to five years or less.

Credit Risk: STAR Ohio carries a rating of AAA by Standard & Poor's. Ohio law requires that STAR Ohio maintain the highest rating provided by at least one nationally recognized standard rating service.

Custodial Credit Risk: For an investment, custodial credit risk is the risk that, in the event of the failure of the counterparty, the District will not be able to recover the value of its investments or collateral securities that are in the possession of an outside party. The District has no investment policy dealing with investment custodial risk beyond the requirement in State statute that prohibits payment for investments prior to the delivery of the securities representing such investments to the Treasurer or qualified trustee.

Concentration of Credit Risk: The District places no limit on the amount that may be invested in any one issuer. The following table includes the percentage of each investment type held by the District at June 30, 2022:

<u>Investment/Measurement type</u>	<u>Measurement Value</u>	<u>% of Total</u>
Amortized cost:		
STAR Ohio	\$ 4,025,133	100.00

**GIBSONBURG EXEMPTED VILLAGE SCHOOL DISTRICT
SANDUSKY COUNTY**

NOTES TO THE BASIC FINANCIAL STATEMENTS
FOR THE FISCAL YEAR ENDED JUNE 30, 2022
(Continued)

D. Reconciliation of Cash and Investments to the Statement of Net Position

The following is a reconciliation of cash and cash equivalents as reported in the note above to cash and cash equivalents as reported on the statement of net position as of June 30, 2022:

<u>Cash and cash equivalents per note</u>	
Carrying amount of deposits	\$ 2,547,602
Investments	4,025,133
Cash on hand	<u>175</u>
Total	<u>\$ 6,572,910</u>
<u>Cash and cash equivalents per statement of net position</u>	
Governmental activities	<u>\$ 6,572,910</u>

NOTE 5 - INTERFUND TRANSACTIONS

A. Interfund Transfers

Transfers for the fiscal year ended June 30, 2022, as reported in the fund financial statements:

<u>Transfers to nonmajor governmental funds from:</u>	<u>Amount</u>
General fund	<u>\$ 525,000</u>

Transfers are used to move revenues from the fund that statute or budget required to collect them to the fund that statute or budget requires to expend them and to use unrestricted revenues collected in the General fund to finance various programs accounted for in other funds in accordance with budgetary authorizations.

All transfers were made in compliance with Ohio Revised Code Sections 5705.14, 5705.15 and 5705.16. Interfund transfers between governmental funds are eliminated on the government-wide financial statements.

B. Interfund Loans

Interfund balances for the year ended June 30, 2022, consisted of the following interfund loans receivable/payable:

<u>Receivable fund</u>	<u>Payable Fund</u>	<u>Amount</u>
General fund	Nonmajor governmental fund	<u>\$ 29,521</u>

The primary purpose of the interfund balances is to cover cost in the specific nonmajor governmental funds where revenues were not received by June 30. These interfund balances are expected to be repaid once the anticipated revenues are received. All interfund balances are expected to be repaid within one year.

Interfund balances between governmental funds are eliminated on the government-wide financial statements.

NOTE 6 - PROPERTY TAXES

Property taxes are levied and assessed on a calendar year basis while the District fiscal year runs from July through June. First half tax collections are received by the District in the second half of the fiscal year. Second half tax distributions occur in the first half of the following fiscal year.

**GIBSONBURG EXEMPTED VILLAGE SCHOOL DISTRICT
SANDUSKY COUNTY**

NOTES TO THE BASIC FINANCIAL STATEMENTS
FOR THE FISCAL YEAR ENDED JUNE 30, 2022
(Continued)

Property taxes include amounts levied against all real property and public utility property. Real property tax revenues received in calendar year 2022 represent the collection of calendar year 2021 taxes. Real property taxes received in calendar year 2022 were levied after April 1, 2021, on the assessed values as of January 1, 2021, the lien date. Assessed values for real property taxes are established by State statute at 35 percent of appraised market value. Real property taxes are payable annually or semiannually. If paid annually, payment is due December 31; if paid semiannually, the first payment is due December 31, with the remainder payable by June 20. Under certain circumstances, State statute permits alternate payment dates to be established. Public utility property tax revenues received in calendar year 2021 represent the collection of calendar year 2021 taxes. Public utility real and personal property taxes received in calendar year 2022 became a lien on December 31, 2020, were levied after April 1, 2021, and are collected with real property taxes. Public utility real property is assessed at 35 percent of true value; public utility tangible personal property is currently assessed at varying percentages of true value.

The District receives property taxes from Sandusky County and Wood County. The County Auditors periodically advance to the District its portion of the taxes collected. Second-half real property tax payments collected by the County by June 30, 2022, are available to finance fiscal year 2022 operations. The amount available as an advance at June 30, 2022 was \$670,472 in the General fund, \$59,183 in the Debt Service fund (a nonmajor governmental fund), \$13,275 in the Permanent Improvement fund (a nonmajor governmental fund) and \$9,242 in the Classroom Facilities Maintenance fund (a nonmajor governmental fund). This amount is recorded as revenue. The amount available for advance at June 30, 2021 was \$609,914 in the General fund, \$57,065 in the Debt Service fund (a nonmajor governmental fund), \$12,142 in the Permanent Improvement fund (a nonmajor governmental fund) and \$8,586 in the Classroom Facilities Maintenance fund (a nonmajor governmental fund). The amount of second-half real property taxes available for advance at fiscal year-end can vary based on the date the tax bills are sent.

Accrued property taxes receivable includes real property, public utility property and delinquent tangible personal property taxes which are measurable as of June 30, 2022 and for which there is an enforceable legal claim. Although total property tax collections for the next fiscal year are measurable, only the amount of real property taxes available as an advance at June 30 was levied to finance current fiscal year operations and is reported as revenue at fiscal year-end. The portion of the receivable not levied to finance current fiscal year operations is offset by a credit to deferred inflows.

On the accrual basis of accounting, collectible delinquent property taxes have been recorded as a receivable and revenue, while on a modified accrual basis of accounting the revenue has been reported as a deferred inflow.

The assessed values upon which the fiscal year 2022 taxes were collected are:

	2021 Second Half Collections		2022 First Half Collections	
	<u>Amount</u>	<u>Percent</u>	<u>Amount</u>	<u>Percent</u>
Agricultural/residential and other real estate	\$ 107,075,500	78.02	\$ 115,187,900	80.23
Public utility personal	<u>30,168,980</u>	<u>21.98</u>	<u>28,382,280</u>	<u>19.77</u>
Total	<u>\$ 137,244,480</u>	<u>100.00</u>	<u>\$ 143,570,180</u>	<u>100.00</u>
Tax rate per \$1,000 of assessed valuation	\$49.20		\$49.00	

NOTE 7 - SCHOOL DISTRICT INCOME TAX

The school district income tax (SDIT) is an income tax separate from federal, State, and city income taxes which is earmarked specifically to support school districts. Residents pay the tax through employer withholding, individual quarterly estimates, and annual returns which are remitted to the Ohio Department of Taxation.

**GIBSONBURG EXEMPTED VILLAGE SCHOOL DISTRICT
SANDUSKY COUNTY**

NOTES TO THE BASIC FINANCIAL STATEMENTS
FOR THE FISCAL YEAR ENDED JUNE 30, 2022
(Continued)

Payments are made to the District through the Ohio Department of Taxation. The available money is distributed to the District on a quarterly basis with a summary report for March, June, September, and December. These quarterly reports contain the total gross collections, less refunds and 1.75% for administrative fees, and also includes interest earned. The total available is usually sent to the District within a month of the end of the quarter.

The 0.75% SDIT was passed in November 2013, and collections began January 1, 2014. In May 2018, the District passed an SDIT increase to 1.00%. SDIT revenue received by the General fund during fiscal year 2022 was \$1,369,862.

NOTE 8 - RECEIVABLES

Receivables at June 30, 2022 consisted of property taxes, income taxes, accrued interest, and intergovernmental refunds and reimbursements. All receivables are considered collectible in full due to the ability to foreclose for the nonpayment of taxes, and the stable condition of State programs. A summary of the principal items of receivables reported on the statement of net position follows:

Governmental activities:	
Property taxes	\$ 4,944,600
Income taxes	529,413
Accrued interest	845
Intergovernmental	<u>125,900</u>
Total	<u>\$ 5,600,758</u>

Receivables have been disaggregated on the face of the basic financial statements. All receivables are expected to be collected within the subsequent year.

THIS SPACE INTENTIONALLY LEFT BLANK

**GIBSONBURG EXEMPTED VILLAGE SCHOOL DISTRICT
SANDUSKY COUNTY**

NOTES TO THE BASIC FINANCIAL STATEMENTS
FOR THE FISCAL YEAR ENDED JUNE 30, 2022
(Continued)

NOTE 9 - CAPITAL ASSETS

Capital asset activity for the fiscal year ended June 30, 2022, was as follows:

	Balance 6/30/21	Additions	Deductions	Balance 6/30/22
Governmental activities:				
<i>Capital assets, not being depreciated/amortized:</i>				
Land	\$ 759,542	\$ -	\$ -	\$ 759,542
<i>Capital assets, being depreciated/amortized:</i>				
Land improvements	2,675,965	-	(8,095)	2,667,870
Buildings and improvements	24,113,766	-	(8,297)	24,105,469
Furniture and equipment	2,407,966	20,525	(220,799)	2,207,692
Vehicles	1,099,113	-	-	1,099,113
Intangible right to use:				
Leased equipment	-	171,253	-	171,253
Total capital assets, being depreciated/amortized	<u>30,296,810</u>	<u>191,778</u>	<u>(237,191)</u>	<u>30,251,397</u>
<i>Less: accumulated depreciation/amortization</i>				
Land improvements	(2,342,210)	(117,068)	8,095	(2,451,183)
Buildings and improvements	(10,978,185)	(597,861)	3,765	(11,572,281)
Furniture and equipment	(2,127,270)	(41,980)	212,025	(1,957,225)
Vehicles	(651,861)	(62,491)	-	(714,352)
Intangible right to use:				
Leased equipment	-	(28,542)	-	(28,542)
Total accumulated depreciation/amortization	<u>(16,099,526)</u>	<u>(847,942)</u>	<u>223,885</u>	<u>(16,723,583)</u>
Governmental activities capital assets, net	<u>\$ 14,956,826</u>	<u>\$ (656,164)</u>	<u>\$ (13,306)</u>	<u>\$ 14,287,356</u>

Depreciation/amortization expense was charged to governmental functions as follows:

<u>Instruction:</u>	
Regular	\$ 462,353
Special	24,246
Vocational	16,276
<u>Support services:</u>	
Instructional staff	12,302
Administration	64,371
Operations and maintenance	141,584
Pupil transportation	62,491
Food service operations	51,745
Extracurricular activities	12,574
Total depreciation/amortization expense	<u>\$ 847,942</u>

**GIBSONBURG EXEMPTED VILLAGE SCHOOL DISTRICT
SANDUSKY COUNTY**

NOTES TO THE BASIC FINANCIAL STATEMENTS
FOR THE FISCAL YEAR ENDED JUNE 30, 2022
(Continued)

NOTE 10 - LONG-TERM OBLIGATIONS

A. During fiscal year 2022, the following changes occurred in governmental activities long-term obligations.

	Balance Outstanding			Balance Outstanding		Amounts Due in
	6/30/2021	Additions	Reductions	6/30/2022	One Year	
Governmental activities:						
Refunding bonds - Series 2017	\$ 1,035,000	\$ -	\$ (380,000)	\$ 655,000	\$ 390,000	
Lease payable	-	168,171	(23,992)	144,179	32,889	
Net pension liability	11,763,835	-	(5,359,746)	6,404,089	-	
Net OPEB liability	870,365	-	(50,659)	819,706	-	
Compensated absences	785,110	95,794	(47,447)	833,457	21,735	
Total	<u>\$ 14,454,310</u>	<u>\$ 263,965</u>	<u>\$ (5,861,844)</u>	8,856,431	<u>\$ 444,624</u>	
Add: Unamortized premium on refunding				22,470		
Total reported on the statement of net position				<u>\$ 8,878,901</u>		

Net Pension Liability: The District's net pension liability is described in Note 12. The District pays obligations related to employee compensation from the fund benefitting from their service.

Net OPEB Liability/Asset: The District's net OPEB liability is described in Note 13. The District pays obligations related to employee compensation from the fund benefitting from their service.

Compensated absences - Compensated absences will be paid from the fund from which the employee is paid, which for the District is the General fund and the food service fund (a nonmajor governmental fund).

Series 2017 Refunding General Obligation Bonds: During fiscal year 2018, the District issued \$2,100,000 in general obligation bonds to refund \$2,150,000 of the Series 2017 Refunding General Obligation School Improvement Bonds. The issuance proceeds were used to purchase securities which were placed in an irrevocable trust to provide resources for all future debt service payments on the refunded debt. This refunded debt is considered defeased (in-substance) and accordingly, has been removed from the statement of net position. The balance of the refunded bonds outstanding at June 30, 2022 was \$655,000.

The issue is comprised of current interest bonds, par value \$2,100,000. The interest rates on the current interest bonds are 3.170%. Interest payments on the current interest bonds are due on June 1 and December 1 of each year. The final maturity stated in the issue is December 1, 2023.

The net carrying amount of the old debt exceeded the reacquisition price by \$20,658. This amount is being netted against the new debt and amortized over the remaining life of the refunding debt, which has a final maturity date of December 1, 2023. This advance refunding was undertaken to reduce the combined total debt service payments by \$128,634 and resulted in an economic gain of \$121,624.

Leases Payable - The District has entered into a lease agreement for the use of right to use equipment. Due to the implementation of GASB Statement No. 87, the District will report an intangible capital asset and corresponding liability for the future scheduled payments under the lease. The lease payments will be paid from the General fund.

**GIBSONBURG EXEMPTED VILLAGE SCHOOL DISTRICT
SANDUSKY COUNTY**

NOTES TO THE BASIC FINANCIAL STATEMENTS
FOR THE FISCAL YEAR ENDED JUNE 30, 2022
(Continued)

The District has entered into a lease agreement for copier equipment with the following terms:

<u>Purpose</u>	<u>Lease</u>		<u>Lease</u>	<u>Payment</u>
	<u>Commencement</u>	<u>Years</u>	<u>End</u>	
	<u>Date</u>		<u>Date</u>	<u>Method</u>
Copiers	2021	5	2026	Monthly

- B.** Principal and interest requirements to retire general obligation bonds and lease payable outstanding at June 30, 2022, are as follows:

<u>Fiscal</u> <u>Year Ending</u> <u>June 30,</u>	<u>Current Interest Bonds - Series 2017</u>		
	<u>Principal</u>	<u>Interest</u>	<u>Total</u>
2023	\$ 390,000	\$ 14,582	\$ 404,582
2024	265,000	4,200	269,200
Total	<u>\$ 655,000</u>	<u>\$ 18,782</u>	<u>\$ 673,782</u>

<u>Fiscal Year</u>	<u>Lease payable</u>		
	<u>Principal</u>	<u>Interest</u>	<u>Total</u>
2023	\$ 32,889	\$ 4,095	\$ 36,984
2024	33,947	3,037	36,984
2025	35,038	1,946	36,984
2026	36,165	819	36,984
2027	6,140	24	6,164
Total	<u>\$ 144,179</u>	<u>\$ 9,921</u>	<u>\$ 154,100</u>

C. Legal Debt Margin

The Ohio Revised Code provides that voted net general obligation debt of the District shall never exceed 9% of the total assessed valuation of the District. The code further provides that unvoted indebtedness shall not exceed 1/10 of 1% of the property valuation of the District. The code additionally states that unvoted indebtedness related to energy conservation debt shall not exceed 9/10 of 1% of the property valuation of the District. The assessed valuation used in determining the District's legal debt margin has been modified by House Bill 530 which became effective March 30, 2006. In accordance with House Bill 530, the assessed valuation used in the District's legal debt margin calculation excluded tangible personal property used in business, telephone or telegraph property, interexchange telecommunications company property, and personal property owned or leased by a railroad company and used in railroad operations. The effects of these debt limitations at June 30, 2022, are a voted debt margin of \$13,095,187 (including available funds of \$828,871) and an unvoted debt margin of \$143,570.

NOTE 11 - RISK MANAGEMENT

A. Comprehensive

The District is exposed to various risks of loss related to torts, theft of, damage to, and destruction of assets, injuries to employees and natural disasters. During fiscal year 2022, the District purchased insurance coverage through the Ohio School Plan (see below).

**GIBSONBURG EXEMPTED VILLAGE SCHOOL DISTRICT
SANDUSKY COUNTY**

NOTES TO THE BASIC FINANCIAL STATEMENTS
FOR THE FISCAL YEAR ENDED JUNE 30, 2022
(Continued)

B. Ohio School Plan

The District is a member of the Ohio School Plan, an unincorporated non-profit association providing a formalized, jointly administered self-insurance risk management program and other administrative services to approximately 400 Ohio schools (Members).

Pursuant to Section 2744.081 of the Ohio Revised Code, the Ohio School Plan is deemed a separate legal entity. The Ohio School Plan provides property, general liability, educator's legal liability, automobile and violence coverages, modified for each member's needs. The Ohio School Plan pays judgments, settlements and other expenses resulting from covered claims that exceed the member's specific deductible.

The Ohio School Plan issues its own policies and reinsures the School Plan with reinsurances carriers. Only if the Ohio School Plan's paid liability loss ratio exceeds 65 percent and is less than 80 percent does the Ohio School Plan contribute to paid claims (see the Ohio School Plan's audited financial statements on the website for more details). The individual members are responsible for their self-retention (deductible) amounts, which vary from member to member.

The Ohio School Plan's audited financial statements reported the following assets, liabilities, and members' equity at December 31, 2021, 2020 and 2019 (the latest information available):

	<u>2021</u>	<u>2020</u>	<u>2019</u>
Assets	\$ 16,691,066	\$ 13,471,241	\$ 12,967,922
Liabilities	7,777,013	4,909,663	4,843,762
Net Position	8,914,053	8,561,578	8,124,160

The complete, audited financial statements for The Ohio School Plan are available at its website, www.ohioschoolplan.org under "Financials". Settled claims have not exceeded this commercial coverage in any of the past three years, and there has been no significant reduction in insurance coverage from the prior fiscal year.

C. Group Health Insurance

The District offers employee group medical benefits to eligible staff through consultant Savage and Associates and Paramount Insurance. Depending upon the plan chosen, most of the employees share a portion of the cost of the monthly premium with the board. The premium varies with employee depending on the terms of the union contract. Dental insurance is offered by the District to all eligible employees through Trustmark. Vision insurance is offered to eligible employees through Vision Service Plan (VSP). Regardless of the plan utilized by the employee, all group benefit plans are traditionally funded, and the District does not retain any risk of loss.

D. Workers' Compensation Plan

The District participates in the Sheakley Uniservice Workers' Compensation Group Rating Plan (Plan), an insurance purchasing pool (Note 2.A.). The intent of the Plan is to achieve the benefit of a reduced premium for the District by virtue of its grouping and representation with other participants in the Plan. Participants in the Plan are placed on tiers according to their loss history. Participants with low loss histories are rewarded with greater savings than participants with higher loss histories. Each participant pays its workers' compensation premium to the state based on the rate for its Plan tier rather than its individual rate. Participation in the Plan is limited to school districts that can meet the Plan's selection criteria. The firm of Sheakley Inc. provides administrative, cost control, assistance with safety programs, and actuarial services to the Plan.

**GIBSONBURG EXEMPTED VILLAGE SCHOOL DISTRICT
SANDUSKY COUNTY**

NOTES TO THE BASIC FINANCIAL STATEMENTS
FOR THE FISCAL YEAR ENDED JUNE 30, 2022
(Continued)

E. Pension and Post-Employment Benefits

Employee pension and post-employment health care benefits are provided to plan participants or their beneficiaries through the respective retirement systems discussed in Notes 12 and 13.

NOTE 12 - DEFINED BENEFIT PENSION PLANS

The Statewide retirement systems provide both pension benefits and other postemployment benefits (OPEB).

Net Pension Liability/Net OPEB Liability/Asset

The net pension liability/asset and the net OPEB liability/asset reported on the statement of net position represents a liability or asset to employees for pensions and OPEB, respectively.

Pensions and OPEB are a component of exchange transactions—between an employer and its employees—of salaries and benefits for employee services. Pensions/OPEB are provided to an employee—on a deferred-payment basis—as part of the total compensation package offered by an employer for employee services each financial period. The obligation to sacrifice resources for pensions is a present obligation because it was created as a result of employment exchanges that already have occurred.

The net pension/OPEB liability (asset) represent the District’s proportionate share of each pension/OPEB plan’s collective actuarial present value of projected benefit payments attributable to past periods of service, net of each pension/OPEB plan’s fiduciary net position. The net pension/OPEB liability (asset) calculation is dependent on critical long-term variables, including estimated average life expectancies, earnings on investments, cost of living adjustments and others. While these estimates use the best information available, unknowable future events require adjusting these estimates annually.

The Ohio Revised Code limits the District’s obligation for this liability to annually required payments. The District cannot control benefit terms or the manner in which pensions/OPEB are financed; however, the District does receive the benefit of employees’ services in exchange for compensation including pension and OPEB.

GASB 68/75 assumes the liability is solely the obligation of the employer, because (1) they benefit from employee services; and (2) State statute requires funding to come from these employers. All pension contributions to date have come solely from these employers (which also includes pension costs paid in the form of withholdings from employees). The retirement systems may allocate a portion of the employer contributions to provide for these OPEB benefits. In addition, health care plan enrollees pay a portion of the health care costs in the form of a monthly premium. State statute requires the retirement systems to amortize unfunded pension liabilities within 30 years. If the pension amortization period exceeds 30 years, each retirement system’s board must propose corrective action to the State legislature. Any resulting legislative change to benefits or funding could significantly affect the net pension/OPEB liability (asset). Resulting adjustments to the net pension/OPEB liability (asset) would be effective when the changes are legally enforceable. The Ohio Revised Code permits, but does not require, the retirement systems to provide healthcare to eligible benefit recipients.

The remainder of this note includes the required pension disclosures. See Note 13 for the required OPEB disclosures.

The proportionate share of each plan’s unfunded benefits is presented as a long-term *net pension/OPEB liability (asset)* on the accrual basis of accounting. Any liability for the contractually required pension contribution outstanding at the end of the year is included in pension and postemployment benefits payable on both the accrual and modified accrual basis of accounting.

**GIBSONBURG EXEMPTED VILLAGE SCHOOL DISTRICT
SANDUSKY COUNTY**

NOTES TO THE BASIC FINANCIAL STATEMENTS
FOR THE FISCAL YEAR ENDED JUNE 30, 2022
(Continued)

Plan Description - School Employees Retirement System (SERS)

Plan Description - The District non-teaching employees participate in SERS, a cost-sharing multiple-employer defined benefit pension plan administered by SERS. SERS provides retirement, disability and survivor benefits, annual cost-of-living adjustments, and death benefits to plan members and beneficiaries. Authority to establish and amend benefits is provided by Ohio Revised Code Chapter 3309. SERS issues a publicly available, stand-alone financial report that includes financial statements, required supplementary information and detailed information about SERS' fiduciary net position. That report can be obtained by visiting the SERS website at www.ohsers.org under Employers/Audit Resources.

Age and service requirements for retirement are as follows:

	Eligible to Retire on or before August 1, 2017 *	Eligible to Retire after August 1, 2017
Full benefits	Any age with 30 years of service credit	Age 67 with 10 years of service credit; or Age 57 with 30 years of service credit
Actuarially reduced benefits	Age 60 with 5 years of service credit; or Age 55 with 25 years of service credit	Age 62 with 10 years of service credit; or Age 60 with 25 years of service credit

* Members with 25 years of service credit as of August 1, 2017 will be included in this plan.

Annual retirement benefits are calculated based on final average salary multiplied by a percentage that varies based on years of service; 2.2% for the first thirty years of service and 2.5% for years of service credit over 30. Final average salary is the average of the highest three years of salary.

An individual whose benefit effective date is before April 1, 2018, is eligible for a cost-of-living adjustment (COLA) on the first anniversary date of the benefit. Beginning April 1, 2018, new benefit recipients must wait until the fourth anniversary of their benefit for COLA eligibility. The COLA is added each year to the base benefit amount on the anniversary date of the benefit. A three-year COLA suspension was in effect for all benefit recipients for the years 2018, 2019, and 2020. Upon resumption of the COLA, it will be indexed to the percentage increase in the CPI-W, not to exceed 2.5% and with a floor of 0%. In 2021, the Board of Trustees approved a 2.5% cost-of-living adjustment (COLA) for eligible retirees and beneficiaries in 2022.

Funding Policy - Plan members are required to contribute 10.00% of their annual covered salary and the District is required to contribute 14.00% of annual covered payroll. The contribution requirements of plan members and employers are established and may be amended by the SERS' Retirement Board up to statutory maximum amounts of 10.00% for plan members and 14.00% for employers. The Retirement Board, acting with the advice of the actuary, allocates the employer contribution rate among four of the System's funds (Pension Trust Fund, Death Benefit Fund, Medicare B Fund, and Health Care Fund). For the fiscal year ended June 30, 2022, the allocation to pension, death benefits, and Medicare B was 14.00%. For fiscal year 2022, the Retirement Board did not allocate any employer contribution to the Health Care Fund.

The District's contractually required contribution to SERS was \$210,609 for fiscal year 2022. Of this amount, \$24,245 is reported as pension and postemployment benefits payable.

Plan Description - State Teachers Retirement System (STRS)

Plan Description - Licensed teachers participate in STRS, a cost-sharing multiple-employer public employee retirement system administered by STRS. STRS provides retirement and disability benefits to members and death and survivor benefits to beneficiaries. STRS issues a stand-alone financial report that includes financial statements, required supplementary information and detailed information about STRS' fiduciary net position. That report can be obtained by writing to STRS, 275 East Broad Street, Columbus, Ohio 43215-3771, by calling (888) 227-7877, or by visiting the STRS website at www.strsoh.org.

**GIBSONBURG EXEMPTED VILLAGE SCHOOL DISTRICT
SANDUSKY COUNTY**

NOTES TO THE BASIC FINANCIAL STATEMENTS
FOR THE FISCAL YEAR ENDED JUNE 30, 2022
(Continued)

New members have a choice of three retirement plans: a Defined Benefit (DB) Plan, a Defined Contribution (DC) Plan and a Combined (CO) Plan. Benefits are established by Ohio Revised Code Chapter 3307.

The DB plan offers an annual retirement allowance based on final average salary multiplied by a percentage that varies based on years of service. Effective August 1, 2015, the calculation is 2.20% of final average salary for the five highest years of earnings multiplied by all years of service. In April 2017, the Retirement Board made the decision to reduce COLA granted on or after July 1, 2017, to 0% to preserve the fiscal integrity of the retirement system. Benefit recipients' base benefit and past cost-of living increases are not affected by this change. Eligibility changes will be phased in until August 1, 2026, when retirement eligibility for unreduced benefits will be five year of service credit and age 65, or 35 years of service credit and at least age 60.

Eligibility changes for DB Plan members who retire with actuarially reduced benefits will be phased in until August 1, 2026, when retirement eligibility will be five years of qualifying service credit and age 60, or 30 years of service credit at any age.

The DC Plan allows members to place all of their member contributions and 9.53% of the 14% employer contributions into an investment account. Investment allocation decisions are determined by the member. The remaining 4.47% of the 14% employer rate is allocated to the defined benefit unfunded liability. A member is eligible to receive a retirement benefit at age 50 and termination of employment. The member may elect to receive a lifetime monthly annuity or a lump sum withdrawal.

The Combined Plan offers features of both the DB Plan and the DC Plan. In the Combined Plan, 12% of the 14% member rate goes to the DC Plan and the remaining 2% is applied to the DB Plan. Member contributions to the DC Plan are allocated among investment choices by the member, and contributions to the DB Plan from the employer and the member are used to fund the defined benefit payment at a reduced level from the regular DB Plan. The defined benefit portion of the Combined Plan payment is payable to a member on or after age 60 with five years of service. The defined contribution portion of the account may be taken as a lump sum payment or converted to a lifetime monthly annuity after termination of employment at age 50 and after termination of employment.

New members who choose the DC Plan or Combined Plan will have another opportunity to reselect a permanent plan during their fifth year of membership. Members may remain in the same plan or transfer to another STRS plan. The optional annuitization of a member's defined contribution account or the defined contribution portion of a member's Combined Plan account to a lifetime benefit results in STRS bearing the risk of investment gain or loss on the account. STRS has therefore included all three plan options as one defined benefit plan for GASB 68 reporting purposes.

A DB or Combined Plan member with five or more years of credited service who is determined to be disabled may qualify for a disability benefit. New members must have at least ten years of qualifying service credit that apply for disability benefits. Members in the DC Plan who become disabled are entitled only to their account balance. Eligible survivors of members who die before service retirement may qualify for monthly benefits. If a member of the DC Plan dies before retirement benefits begin, the member's designated beneficiary is entitled to receive the member's account balance.

Funding Policy - Employer and member contribution rates are established by the State Teachers Retirement Board and limited by Chapter 3307 of the Ohio Revised Code. The fiscal year 2022 employer and employee contribution rate of 14% was equal to the statutory maximum rates. For fiscal year 2022, the full employer contribution was allocated to pension.

The District's contractually required contribution to STRS was \$717,983 for fiscal year 2022. Of this amount, \$117,768 is reported as pension and postemployment benefits payable.

**GIBSONBURG EXEMPTED VILLAGE SCHOOL DISTRICT
SANDUSKY COUNTY**

NOTES TO THE BASIC FINANCIAL STATEMENTS
FOR THE FISCAL YEAR ENDED JUNE 30, 2022
(Continued)

Pension Liabilities, Pension Expense, and Deferred Outflows of Resources and Deferred Inflows of Resources Related to Pensions

The net pension liability was measured as of June 30, 2021, and the total pension liability used to calculate the net pension liability was determined by an actuarial valuation as of that date. The District's proportion of the net pension liability was based on the District's share of contributions to the pension plan relative to the projected contributions of all participating entities.

Following is information related to the proportionate share and pension expense:

	<u>SERS</u>	<u>STRS</u>	<u>Total</u>
Proportion of the net pension liability prior measurement date	0.038627600%	0.038059000%	
Proportion of the net pension liability current measurement date	<u>0.041937600%</u>	<u>0.037984920%</u>	
Change in proportionate share	<u>0.003310000%</u>	<u>-0.000074080%</u>	
Proportionate share of the net pension liability	\$ 1,547,376	\$ 4,856,713	\$ 6,404,089
Pension expense	\$ 85,015	\$ (359,413)	\$ (274,398)

At June 30, 2022, the District reported deferred outflows of resources and deferred inflows of resources related to pensions from the following sources:

	<u>SERS</u>	<u>STRS</u>	<u>Total</u>
Deferred outflows of resources			
Differences between expected and actual experience	\$ 149	\$ 150,048	\$ 150,197
Changes of assumptions	32,583	1,347,340	1,379,923
Difference between employer contributions and proportionate share of contributions/ change in proportionate share	151,567	11,386	162,953
Contributions subsequent to the measurement date	<u>210,609</u>	<u>717,983</u>	<u>928,592</u>
Total deferred outflows of resources	<u>\$ 394,908</u>	<u>\$ 2,226,757</u>	<u>\$ 2,621,665</u>
	<u>SERS</u>	<u>STRS</u>	<u>Total</u>
Deferred inflows of resources			
Differences between expected and actual experience	\$ 40,130	\$ 30,443	\$ 70,573
Net difference between projected and actual earnings on pension plan investments	796,942	4,185,559	4,982,501
Difference between employer contributions and proportionate share of contributions/ change in proportionate share	<u>-</u>	<u>124,315</u>	<u>124,315</u>
Total deferred inflows of resources	<u>\$ 837,072</u>	<u>\$ 4,340,317</u>	<u>\$ 5,177,389</u>

**GIBSONBURG EXEMPTED VILLAGE SCHOOL DISTRICT
SANDUSKY COUNTY**

NOTES TO THE BASIC FINANCIAL STATEMENTS
FOR THE FISCAL YEAR ENDED JUNE 30, 2022
(Continued)

\$928,592 reported as deferred outflows of resources related to pension resulting from District contributions subsequent to the measurement date will be recognized as a reduction of the net pension liability in the fiscal year ending June 30, 2023.

Other amounts reported as deferred outflows of resources and deferred inflows of resources related to pension will be recognized in pension expense as follows:

	SERS	STRS	Total
Fiscal Year Ending June 30:			
2023	\$ (93,174)	\$ (715,233)	\$ (808,407)
2024	(125,501)	(618,267)	(743,768)
2025	(189,483)	(662,696)	(852,179)
2026	(244,615)	(835,347)	(1,079,962)
Total	\$ (652,773)	\$ (2,831,543)	\$ (3,484,316)

Actuarial Assumptions - SERS

SERS' total pension liability was determined by their actuaries in accordance with GASB Statement No. 67, as part of their annual actuarial valuation for each defined benefit retirement plan. Actuarial valuations of an ongoing plan involve estimates of the value of reported amounts (e.g., salaries, credited service) and assumptions about the probability of occurrence of events far into the future (e.g., mortality, disabilities, retirements, employment termination). Actuarially determined amounts are subject to continual review and potential modifications, as actual results are compared with past expectations and new estimates are made about the future.

Projections of benefits for financial reporting purposes are based on the substantive plan (the plan as understood by the employers and plan members) and include the types of benefits provided at the time of each valuation and the historical pattern of sharing benefit costs between the employers and plan members to that point. The projection of benefits for financial reporting purposes does not explicitly incorporate the potential effects of legal or contractual funding limitations.

Actuarial calculations reflect a long-term perspective. For a newly hired employee, actuarial calculations will take into account the employee's entire career with the employer and also take into consideration the benefits, if any, paid to the employee after termination of employment until the death of the employee and any applicable contingent annuitant. In many cases actuarial calculations reflect several decades of service with the employer and the payment of benefits after termination.

THIS SPACE INTENTIONALLY LEFT BLANK

**GIBSONBURG EXEMPTED VILLAGE SCHOOL DISTRICT
SANDUSKY COUNTY**

NOTES TO THE BASIC FINANCIAL STATEMENTS
FOR THE FISCAL YEAR ENDED JUNE 30, 2022
(Continued)

Key methods and assumptions used in calculating the total pension liability in the latest actuarial valuation, prepared as of June 30, 2021, are presented below:

Wage inflation:	
Current measurement date	2.40%
Prior measurement date	3.00%
Future salary increases, including inflation:	
Current measurement date	3.25% to 13.58%
Prior measurement date	3.50% to 18.20%
COLA or ad hoc COLA:	
Current measurement date	2.00%
Prior measurement date	2.50%
Investment rate of return:	
Current measurement date	7.00% net of system expenses
Prior measurement date	7.50% net of system expenses
Discount rate:	
Current measurement date	7.00%
Prior measurement date	7.50%
Actuarial cost method	Entry age normal (level percent of payroll)

In 2021, Mortality rates were based on the PUB-2010 General Employee Amount Weight Below Median Healthy Retiree mortality table projected to 2017 with ages set forward 1 year and adjusted 94.20% for males and set forward 2 years and adjusted 81.35% for females. Mortality among disabled members were based upon the PUB-2010 General Disabled Retiree mortality table projected to 2017 with ages set forward 5 years and adjusted 103.3% for males and set forward 3 years and adjusted 106.8% for females. Future improvement in mortality rates is reflected by applying the MP-2020 projection scale generationally.

In the prior measurement date, the mortality rates were based on the RP-2014 Blue Collar Mortality Table with fully generational projection and a five-year age set-back for both males and females. Mortality among service retired members, and beneficiaries were based upon the RP-2014 Blue Collar Mortality Table with fully generational projection with Scale BB, 120% of male rates, and 110% of female rates. Mortality among disabled members was based upon the RP-2000 Disabled Mortality Table, 90% for male rates and 100% for female rates, set back five years is used for the period after disability retirement.

The most recent experience study was completed for the five-year period ended June 30, 2020.

The long-term return expectation for the Pension Plan Investments has been determined using a building-block approach and assumes a time horizon, as defined in SERS' *Statement of Investment Policy*. A forecasted rate of inflation serves as the baseline for the return expectation. Various real return premiums over the baseline inflation rate have been established for each asset class. The long-term expected nominal rate of return has been determined by calculating a weighted average of the expected real return premiums for each asset class, adding the projected inflation rate, and adding the expected return from rebalancing uncorrelated asset classes.

**GIBSONBURG EXEMPTED VILLAGE SCHOOL DISTRICT
SANDUSKY COUNTY**

NOTES TO THE BASIC FINANCIAL STATEMENTS
FOR THE FISCAL YEAR ENDED JUNE 30, 2022
(Continued)

The target allocation and best estimates of arithmetic real rates of return for each major asset class are summarized in the following table:

Asset Class	Target Allocation	Long-Term Expected Real Rate of Return
Cash	2.00 %	(0.33) %
US Equity	24.75	5.72
Non-US Equity Developed	13.50	6.55
Non-US Equity Emerging	6.75	8.54
Fixed Income/Global Bonds	19.00	1.14
Private Equity	11.00	10.03
Real Estate/Real Assets	16.00	5.41
Multi-Asset Strategy	4.00	3.47
Private Debt/Private Credit	3.00	5.28
Total	<u>100.00 %</u>	

Discount Rate - The total pension liability was calculated using the discount rate of 7.00%. The projection of cash flows used to determine the discount rate assumed the contributions from employers and from the members would be computed based on contribution requirements as stipulated by state statute. Projected inflows from investment earnings were calculated using the long-term assumed investment rate of return (7.00%). Based on those assumptions, the plan's fiduciary net position was projected to be available to make all future benefit payments of current plan members. Therefore, the long-term expected rate of return on pension plan investments was applied to all periods of projected benefits to determine the total pension liability.

Sensitivity of the District's Proportionate Share of the Net Pension Liability to Changes in the Discount Rate - Net pension liability is sensitive to changes in the discount rate, and to illustrate the potential impact the following table presents the net pension liability calculated using the discount rate of 7.00%, as well as what each plan's net pension liability would be if it were calculated using a discount rate that is one percentage point lower (6.00%), or one percentage point higher (8.00%) than the current rate.

	1% Decrease	Current Discount Rate	1% Increase
District's proportionate share of the net pension liability	\$ 2,574,453	\$ 1,547,376	\$ 681,196

Actuarial Assumptions - STRS

Key methods and assumptions used in the latest actuarial valuation, reflecting experience study results used in the June 30, 2021, actuarial valuation are presented below:

**GIBSONBURG EXEMPTED VILLAGE SCHOOL DISTRICT
SANDUSKY COUNTY**

NOTES TO THE BASIC FINANCIAL STATEMENTS
FOR THE FISCAL YEAR ENDED JUNE 30, 2022
(Continued)

	June 30, 2021	June 30, 2020
Inflation	2.50%	2.50%
Projected salary increases	12.50% at age 20 to 2.50% at age 65	12.50% at age 20 to 2.50% at age 65
Investment rate of return	7.00%, net of investment expenses, including inflation	7.45%, net of investment expenses, including inflation
Discount rate of return	7.00%	7.45%
Payroll increases	3.00%	3.00%
Cost-of-living adjustments (COLA)	0.00%	0.00%

For the June 30, 2021, actuarial valuation, post-retirement mortality rates are based on the RP-2014 Annuitant Mortality Tables with 50% of rates through age 69, 70% of rates between ages 70 and 79, 90% of rates between ages 80 and 84, and 100% of rates thereafter, projected forward generationally using mortality improvement scale MP-2016. Pre-retirement mortality rates are based on RP-2014 Employee Mortality Tables, projected forward generationally using mortality improvement scale MP-2016. Post-retirement disabled mortality rates are based on the RP-2014 Disabled Mortality Tables with 90% of rates for males and 100% of rates for females, projected forward generationally using mortality improvement scale MP-2016.

Actuarial assumptions used in the June 30, 2021 valuation are based on the results of an actuarial experience study for the period July 1, 2011 through June 30, 2016.

STRS Ohio's investment consultant develops an estimate range for the investment return assumption based on the target allocation adopted by the Retirement Board. The target allocation and long-term expected rate of return for each major asset class are summarized as follows:

Asset Class	Target Allocation	Long-Term Expected Real Rate of Return *
Domestic Equity	28.00 %	7.35 %
International Equity	23.00	7.55
Alternatives	17.00	7.09
Fixed Income	21.00	3.00
Real Estate	10.00	6.00
Liquidity Reserves	1.00	2.25
Total	100.00 %	

*10-Year geometric nominal returns, which include the real rate of return and inflation of 2.25% and does not include investment expenses. Over a 30-year period, STRS' investment consultant indicates that the above target allocations should generate a return above the actuarial rate of return, without net value added by management.

Discount Rate - The discount rate used to measure the total pension liability was 7.00% as of June 30, 2021. The projection of cash flows used to determine the discount rate assumes that member and employer contributions will be made at the statutory contribution rates in accordance with the rates described previously. For this purpose, only employer contributions that are intended to fund benefits of current plan members and their beneficiaries are included. Based on those assumptions, STRS Ohio's fiduciary net position was projected to be available to make all projected future benefit payments to current plan members as of June 30, 2021. Therefore, the long-term expected rate of return on pension plan investments of 7.00% was applied to all periods of projected benefit payments to determine the total pension liability as of June 30, 2021.

**GIBSONBURG EXEMPTED VILLAGE SCHOOL DISTRICT
SANDUSKY COUNTY**

NOTES TO THE BASIC FINANCIAL STATEMENTS
FOR THE FISCAL YEAR ENDED JUNE 30, 2022
(Continued)

Sensitivity of the District's Proportionate Share of the Net Pension Liability to Changes in the Discount Rate - The following table represents the net pension liability as of June 30, 2021, calculated using the current period discount rate assumption of 7.00%, as well as what the net pension liability would be if it were calculated using a discount rate that is one percentage point lower (6.00%) or one percentage point higher (8.00%) than the current assumption:

	1% Decrease	Current Discount Rate	1% Increase
District's proportionate share of the net pension liability	\$ 9,094,807	\$ 4,856,713	\$ 1,275,534

Changes Between Measurement Date and Reporting Date - STRS approved a one-time 3.00% cost-of-living adjustment to eligible benefit recipients effective July 1, 2022. It is unknown what the effect this change will have on the net pension liability.

NOTE 13 - DEFINED BENEFIT OPEB PLANS

Net OPEB Liability/Asset

See Note 12 for a description of the net OPEB liability (asset).

Plan Description - School Employees Retirement System (SERS)

Health Care Plan Description - The District contributes to the SERS Health Care Fund, administered by SERS for non-certificated retirees and their beneficiaries. For GASB 75 purposes, this plan is considered a cost-sharing other postemployment benefit (OPEB) plan. SERS' Health Care Plan provides healthcare benefits to eligible individuals receiving retirement, disability, and survivor benefits, and to their eligible dependents. Members who retire after June 1, 1986, need 10 years of service credit, exclusive of most types of purchased credit, to qualify to participate in SERS' health care coverage. In addition to age and service retirees, disability benefit recipients and beneficiaries who are receiving monthly benefits due to the death of a member or retiree, are eligible for SERS' health care coverage. Most retirees and dependents choosing SERS' health care coverage are over the age of 65 and therefore enrolled in a fully insured Medicare Advantage plan; however, SERS maintains a traditional, self-insured preferred provider organization for its non-Medicare retiree population. For both groups, SERS offers a self-insured prescription drug program. Health care is a benefit that is permitted, not mandated, by statute. The financial report of the Plan is included in the SERS Annual Comprehensive Financial Report which can be obtained on SERS' website at www.ohsers.org under Employers/Audit Resources.

Access to health care for retirees and beneficiaries is permitted in accordance with Section 3309 of the Ohio Revised Code. The Health Care Fund was established and is administered in accordance with Internal Revenue Code Section 105(e). SERS' Retirement Board reserves the right to change or discontinue any health plan or program. Active employee members do not contribute to the Health Care Plan. The SERS Retirement Board established the rules for the premiums paid by the retirees for health care coverage for themselves and their dependents or for their surviving beneficiaries. Premiums vary depending on the plan selected, qualified years of service, Medicare eligibility, and retirement status.

Funding Policy - State statute permits SERS to fund the health care benefits through employer contributions. Each year, after the allocation for statutorily required pensions and benefits, the Retirement Board may allocate the remainder of the employer contribution of 14% of covered payroll to the Health Care Fund in accordance with the funding policy. For the fiscal year ended June 30, 2022, SERS did not allocate any employer contributions to post-employment health care. An additional health care surcharge on employers is collected for employees earning less than an actuarially determined minimum compensation amount, pro-rated if less than a full year of service credit was earned. For fiscal year 2022, this amount was \$25,000.

**GIBSONBURG EXEMPTED VILLAGE SCHOOL DISTRICT
SANDUSKY COUNTY**

NOTES TO THE BASIC FINANCIAL STATEMENTS
FOR THE FISCAL YEAR ENDED JUNE 30, 2022
(Continued)

Statutes provide that no employer shall pay a health care surcharge greater than 2% of that employer’s SERS-covered payroll; nor may SERS collect in aggregate more than 1.5% of the total statewide SERS-covered payroll for the health care surcharge. For fiscal year 2022, the District’s surcharge obligation was \$28,182.

The surcharge added to the allocated portion of the 14% employer contribution rate is the total amount assigned to the Health Care Fund. The District’s contractually required contribution to SERS was \$28,182 for fiscal year 2022. Of this amount, \$28,182 is reported as pension and postemployment benefits payable.

Plan Description - State Teachers Retirement System (STRS)

Plan Description - The State Teachers Retirement System of Ohio (STRS) administers a cost-sharing Health Plan administered for eligible retirees who participated in the defined benefit or combined pension plans offered by STRS. Ohio law authorizes STRS to offer this plan. Benefits include hospitalization, physicians’ fees, prescription drugs and partial reimbursement of monthly Medicare Part B premiums. The Medicare Part B monthly reimbursement elimination date was postponed indefinitely. The Plan is included in the report of STRS which can be obtained by visiting www.strsoh.org or by calling (888) 227-7877.

Funding Policy - Ohio Revised Code Chapter 3307 authorizes STRS to offer the Plan and gives the Retirement Board discretionary authority over how much, if any, of the health care costs will be absorbed by STRS. Active employee members do not contribute to the Health Care Plan. Nearly all health care plan enrollees, for the most recent year, pay a portion of the health care costs in the form of a monthly premium. Under Ohio law, funding for post-employment health care may be deducted from employer contributions, currently 14% of covered payroll. For the fiscal year ended June 30, 2022, STRS did not allocate any employer contributions to post-employment health care.

OPEB Liabilities/Assets, OPEB Expense, and Deferred Outflows of Resources and Deferred Inflows of Resources Related to OPEB

The net OPEB liability/asset was measured as of June 30, 2021, and the total OPEB liability/asset used to calculate the net OPEB liability/asset was determined by an actuarial valuation as of that date. The District's proportion of the net OPEB liability/asset was based on the District's share of contributions to the respective retirement systems relative to the contributions of all participating entities.

Following is information related to the proportionate share and OPEB expense:

	SERS	STRS	Total
Proportion of the net OPEB liability/asset prior measurement date	0.040047600%	0.038059000%	
Proportion of the net OPEB liability/asset current measurement date	<u>0.043311500%</u>	<u>0.037984920%</u>	
Change in proportionate share	<u>0.003263900%</u>	<u>-0.000074080%</u>	
Proportionate share of the net OPEB liability	\$ 819,706	\$ -	\$ 819,706
Proportionate share of the net OPEB asset	\$ -	\$ 800,881	\$ 800,881
OPEB expense	\$ 13,590	\$ (93,693)	\$ (80,103)

At June 30, 2022, the District reported deferred outflows of resources and deferred inflows of resources related to OPEB from the following sources:

**GIBSONBURG EXEMPTED VILLAGE SCHOOL DISTRICT
SANDUSKY COUNTY**

NOTES TO THE BASIC FINANCIAL STATEMENTS
FOR THE FISCAL YEAR ENDED JUNE 30, 2022
(Continued)

	SERS	STRS	Total
Deferred outflows of resources			
Differences between expected and actual experience	\$ 8,735	\$ 28,516	\$ 37,251
Changes of assumptions	128,592	51,156	179,748
Difference between employer contributions and proportionate share of contributions/ change in proportionate share	124,918	5,805	130,723
Contributions subsequent to the measurement date	28,182	-	28,182
Total deferred outflows of resources	<u>\$ 290,427</u>	<u>\$ 85,477</u>	<u>\$ 375,904</u>
	SERS	STRS	Total
Deferred inflows of resources			
Differences between expected and actual experience	\$ 408,249	\$ 146,739	\$ 554,988
Net difference between projected and actual earnings on OPEB plan investments	17,812	221,993	239,805
Changes of assumptions	112,252	477,785	590,037
Difference between employer contributions and proportionate share of contributions/ change in proportionate share	9,143	79,082	88,225
Total deferred inflows of resources	<u>\$ 547,456</u>	<u>\$ 925,599</u>	<u>\$ 1,473,055</u>

\$28,182 reported as deferred outflows of resources related to OPEB resulting from District contributions subsequent to the measurement date will be recognized as a reduction of the net OPEB liability/asset in the fiscal year ending June 30, 2023.

Other amounts reported as deferred outflows of resources and deferred inflows of resources related to OPEB will be recognized in OPEB expense as follows:

	SERS	STRS	Total
Fiscal Year Ending June 30:			
2023	\$ (71,256)	\$ (256,520)	\$ (327,776)
2024	(71,380)	(250,967)	(322,347)
2025	(68,123)	(208,382)	(276,505)
2026	(53,442)	(93,287)	(146,729)
2027	(21,414)	(31,683)	(53,097)
Thereafter	404	717	1,121
Total	<u>\$ (285,211)</u>	<u>\$ (840,122)</u>	<u>\$ (1,125,333)</u>

Actuarial Assumptions - SERS

The total OPEB liability is determined by SERS' actuaries in accordance with GASB Statement No. 74, as part of their annual actuarial valuation for each retirement plan. Actuarial valuations of an ongoing plan involve estimates of the value of reported amounts (e.g., salaries, credited service) and assumptions about the probability of occurrence of events far into the future (e.g., mortality, disabilities, retirements, employment terminations).

**GIBSONBURG EXEMPTED VILLAGE SCHOOL DISTRICT
SANDUSKY COUNTY**

NOTES TO THE BASIC FINANCIAL STATEMENTS
FOR THE FISCAL YEAR ENDED JUNE 30, 2022
(Continued)

Actuarially determined amounts are subject to continual review and potential modifications, as actual results are compared with past expectations and new estimates are made about the future.

Projections of benefits for financial reporting purposes are based on the substantive plan (the plan as understood by the employers and plan members) and include the types of benefits provided at the time of each valuation and the historical pattern of sharing benefit costs between the employers and plan members to that point. The projection of benefits for financial reporting purposes does not explicitly incorporate the potential effects of legal or contractual funding limitations.

Actuarial calculations reflect a long-term perspective. For a newly hired employee, actuarial calculations will take into account the employee's entire career with the employer and also take into consideration the benefits, if any, paid to the employee after termination of employment until the death of the employee and any applicable contingent annuitant. In many cases, actuarial calculations reflect several decades of service with the employer and the payment of benefits after termination.

Key methods and assumptions used in calculating the total OPEB liability in the latest actuarial valuation date of June 30, 2021 are presented below:

Wage inflation:	
Current measurement date	2.40%
Prior measurement date	3.00%
Future salary increases, including inflation:	
Current measurement date	3.25% to 13.58%
Prior measurement date	3.50% to 18.20%
Investment rate of return:	
Current measurement date	7.00% net of investment expense, including inflation
Prior measurement date	7.50% net of investment expense, including inflation
Municipal bond index rate:	
Current measurement date	1.92%
Prior measurement date	2.45%
Single equivalent interest rate, net of plan investment expense, including price inflation:	
Current measurement date	2.27%
Prior measurement date	2.63%
Medical trend assumption:	
Current measurement date	
Medicare	5.125 to 4.400%
Pre-Medicare	6.750 to 4.400%
Prior measurement date	
Medicare	5.25 to 4.75%
Pre-Medicare	7.00 to 4.75%

In 2021, Mortality rates were based on the PUB-2010 General Employee Amount Weight Below Median Healthy Retiree mortality table projected to 2017 with ages set forward 1 year and adjusted 94.20% for males and set forward 2 years and adjusted 81.35% for females. Mortality among disabled members were based upon the PUB-2010 General Disabled Retiree mortality table projected to 2017 with ages set forward 5 years and adjusted 103.3% for males and set forward 3 years and adjusted 106.8% for females. Future improvement in mortality rates is reflected by applying the MP-2020 projection scale generationally.

**GIBSONBURG EXEMPTED VILLAGE SCHOOL DISTRICT
SANDUSKY COUNTY**

NOTES TO THE BASIC FINANCIAL STATEMENTS
FOR THE FISCAL YEAR ENDED JUNE 30, 2022
(Continued)

In the prior measurement date, the mortality rates were based on the RP-2014 Blue Collar Mortality Table with fully generational projection and a five-year age set-back for both males and females. Mortality among service retired members, and beneficiaries were based upon the RP-2014 Blue Collar Mortality Table with fully generational projection with Scale BB, 120% of male rates, and 110% of female rates. Mortality among disabled members was based upon the RP-2000 Disabled Mortality Table, 90% for male rates and 100% for female rates, set back five years is used for the period after disability retirement.

The most recent experience study was completed for the five-year period ended June 30, 2020.

The long-term expected rate of return on plan assets is reviewed as part of the actuarial five-year experience study. The most recent study covers fiscal years 2015 through 2020 and was adopted by the Board in 2021. Several factors are considered in evaluating the long-term rate of return assumption including long-term historical data, estimates inherent in current market data, and a log-normal distribution analysis in which best-estimate ranges of expected future real rates of return were developed by the investment consultant for each major asset class. These ranges were combined to produce the long-term expected rate of return, 7.00%, by weighting the expected future real rates of return by the target asset allocation percentage and then adding expected inflation. The capital market assumptions developed by the investment consultant are intended for use over a 10-year horizon and may not be useful in setting the long-term rate of return for funding pension plans which covers a longer timeframe. The assumption is intended to be a long-term assumption and is not expected to change absent a significant change in the asset allocation, a change in the inflation assumption, or a fundamental change in the market that alters expected returns in future years.

The target asset allocation and best estimates of arithmetic real rates of return for each major asset class, as used in the June 30, 2020 five-year experience study, are summarized as follows:

<u>Asset Class</u>	<u>Target Allocation</u>	<u>Long-Term Expected Real Rate of Return</u>
Cash	2.00 %	(0.33) %
US Equity	24.75	5.72
Non-US Equity Developed	13.50	6.55
Non-US Equity Emerging	6.75	8.54
Fixed Income/Global Bonds	19.00	1.14
Private Equity	11.00	10.03
Real Estate/Real Assets	16.00	5.41
Multi-Asset Strategy	4.00	3.47
Private Debt/Private Credit	3.00	5.28
Total	<u>100.00 %</u>	

Discount Rate - The discount rate used to measure the total OPEB liability at June 30, 2021 was 2.27%. The discount rate used to measure total OPEB liability prior to June 30, 2021 was 2.63%. The projection of cash flows used to determine the discount rate assumed that contributions will be made from members and the System at the contribution rate of 1.50% of projected covered payroll each year, which includes a 1.50% payroll surcharge and no contributions from the basic benefits plan. Based on these assumptions, the OPEB plan's fiduciary net position was projected to become insufficient to make all projected future benefit payments of current System members by SERS actuaries. The Municipal Bond Index Rate is used in the determination of the SEIR for both the June 30, 2020 and the June 30, 2021 total OPEB liability. The Municipal Bond Index rate is the single rate that will generate a present value of benefit payments equal to the sum of the present value determined by the long-term expected rate of return, and the present value determined by discounting those benefits after the date of depletion. The Municipal Bond Index Rate is 1.92% at June 30, 2021 and 2.45% at June 30, 2020.

**GIBSONBURG EXEMPTED VILLAGE SCHOOL DISTRICT
SANDUSKY COUNTY**

NOTES TO THE BASIC FINANCIAL STATEMENTS
FOR THE FISCAL YEAR ENDED JUNE 30, 2022
(Continued)

Sensitivity of the District's Proportionate Share of the Net OPEB Liability to Changes in the Discount Rate and Changes in the Health Care Cost Trend Rates - The net OPEB liability is sensitive to changes in the discount rate and the health care cost trend rate. The following table presents the net OPEB liability, what the net OPEB liability would be if it were calculated using a discount rate that is 1 percentage point lower (1.27%) and higher (3.27%) than the current discount rate (2.27%). Also shown is what the net OPEB liability would be based on health care cost trend rates that are 1 percentage point lower (5.75% decreasing to 3.40%) and higher (7.75% decreasing to 5.40%) than the current rate (6.75% decreasing to 4.40%).

	1% Decrease	Current Discount Rate	1% Increase
District's proportionate share of the net OPEB liability	\$ 1,015,714	\$ 819,706	\$ 663,120

	1% Decrease	Current Trend Rate	1% Increase
District's proportionate share of the net OPEB liability	\$ 631,106	\$ 819,706	\$ 1,071,617

Actuarial Assumptions - STRS

Key methods and assumptions used in the latest actuarial valuation, reflecting experience study results used in the June 30, 2021, actuarial valuation, compared with June 30, 2020, are presented below:

	June 30, 2021		June 30, 2020	
Inflation	2.50%		2.50%	
Projected salary increases	12.50% at age 20 to 2.50% at age 65		12.50% at age 20 to 2.50% at age 65	
Investment rate of return	7.00%, net of investment expenses, including inflation		7.45%, net of investment expenses, including inflation	
Payroll increases	3.00%		3.00%	
Cost-of-living adjustments (COLA)	0.00%		0.00%	
Discount rate of return	7.00%		7.45%	
Blended discount rate of return	N/A		N/A	
Health care cost trends				
	Initial	Ultimate	Initial	Ultimate
Medical				
Pre-Medicare	5.00%	4.00%	5.00%	4.00%
Medicare	-16.18%	4.00%	-6.69%	4.00%
Prescription Drug				
Pre-Medicare	6.50%	4.00%	6.50%	4.00%
Medicare	29.98%	4.00%	11.87%	4.00%

Projections of benefits include the historical pattern of sharing benefit costs between the employers and retired plan members.

**GIBSONBURG EXEMPTED VILLAGE SCHOOL DISTRICT
SANDUSKY COUNTY**

NOTES TO THE BASIC FINANCIAL STATEMENTS
FOR THE FISCAL YEAR ENDED JUNE 30, 2022
(Continued)

For healthy retirees the mortality rates are based on the RP-2014 Annuitant Mortality Tables with 50% of rates through age 69, 70% of rates between ages 70 and 79, 90% of rates between ages 80 and 84, and 100% of rates thereafter, projected forward generationally using mortality improvement scale MP-2016. For disabled retirees, mortality rates are based on the RP-2014 Disabled Mortality Tables with 90% of rates for males and 100% of rates for females, projected forward generationally using mortality improvement scale MP-2016.

Actuarial assumptions used in the June 30, 2021 valuation are based on the results of an actuarial experience study for the period July 1, 2011 through June 30, 2016.

Assumption Changes Since the Prior Measurement Date - The discount rate was adjusted to 7.00% from 7.45% for the June 30, 2021 valuation.

Benefit Term Changes Since the Prior Measurement Date - The non-Medicare subsidy percentage was increased effective January 1, 2022 from 2.055% to 2.100%. The non-Medicare frozen subsidy base premium was increased effective January 1, 2022. The Medicare Part D subsidy was updated to reflect it is expected to be negative in CY2022. The Part B monthly reimbursement elimination date was postponed indefinitely.

STRS' investment consultant develops an estimate range for the investment return assumption based on the target allocation adopted by the Retirement Board. The target allocation and long-term expected rate of return for each major asset class are summarized as follows:

<u>Asset Class</u>	<u>Target Allocation</u>	<u>Long-Term Expected Real Rate of Return *</u>
Domestic Equity	28.00 %	7.35 %
International Equity	23.00	7.55
Alternatives	17.00	7.09
Fixed Income	21.00	3.00
Real Estate	10.00	6.00
Liquidity Reserves	1.00	2.25
Total	<u>100.00 %</u>	

*10-Year geometric nominal returns, which include the real rate of return and inflation of 2.25% and does not include investment expenses. Over a 30-year period, STRS' investment consultant indicates that the above target allocations should generate a return above the actuarial rate of return, without net value added by management.

Discount Rate - The discount rate used to measure the total OPEB asset was 7.00% as of June 30, 2021. The projection of cash flows used to determine the discount rate assumed STRS Ohio continues to allocate no employer contributions to the health care fund. Based on these assumptions, the OPEB plan's fiduciary net position was projected to be available to make all projected future benefit payments to current plan members as of June 30, 2021. Therefore, the long-term expected rate of return on health care fund investments of 7.00% was applied to all periods of projected health care costs to determine the total OPEB liability as of June 30, 2021.

Sensitivity of the District's Proportionate Share of the Net OPEB Asset to Changes in the Discount and Health Care Cost Trend Rate - The following table represents the net OPEB asset as of June 30, 2021, calculated using the current period discount rate assumption of 7.00%, as well as what the net OPEB asset would be if it were calculated using a discount rate that is one percentage point lower (6.00%) or one percentage point higher (8.00%) than the current assumption. Also shown is the net OPEB asset as if it were calculated using health care cost trend rates that are one percentage point lower or one percentage point higher than the current health care cost trend rates.

**GIBSONBURG EXEMPTED VILLAGE SCHOOL DISTRICT
SANDUSKY COUNTY**

NOTES TO THE BASIC FINANCIAL STATEMENTS
FOR THE FISCAL YEAR ENDED JUNE 30, 2022
(Continued)

	1% Decrease	Current Discount Rate	1% Increase
District's proportionate share of the net OPEB asset	\$ 675,820	\$ 800,881	\$ 905,351
	1% Decrease	Current Trend Rate	1% Increase
District's proportionate share of the net OPEB asset	\$ 901,118	\$ 800,881	\$ 676,929

NOTE 14 - BUDGETARY BASIS OF ACCOUNTING

While reporting financial position, results of operations, and changes in fund balance on the basis of generally accepted accounting principles (GAAP), the budgetary basis as provided by law is based upon accounting for certain transactions on a basis of cash receipts and disbursements.

The statement of revenue, expenditures and changes in fund balance - budget and actual (non-GAAP budgetary basis) presented for the General fund is presented on the budgetary basis to provide a meaningful comparison of actual results with the budget. The major differences between the budgetary basis and the GAAP basis are that:

- (a) Revenues and other financing sources are recorded when received in cash (budget basis) as opposed to when susceptible to accrual (GAAP basis);
- (b) Expenditures and other financing uses are recorded when paid in cash (budget basis) as opposed to when the liability is incurred (GAAP basis);
- (c) In order to determine compliance with Ohio law, and to reserve that portion of the applicable appropriation, total outstanding encumbrances (budget basis) are recorded as the equivalent of an expenditure, as opposed to assigned or committed fund balance for that portion of outstanding encumbrances not already recognized as an account payable (GAAP basis);
- (d) Some funds are included in the General fund (GAAP basis), but have separate legally adopted budgets (budget basis), and,
- (e) Investments are reported at fair value (GAAP basis) rather than cost (budget basis).

The adjustments necessary to convert the results of operations for the year on the budget basis to the GAAP basis for the General fund is as follows:

Net Change in Fund Balance

	<u>General fund</u>
Budget basis	\$ 1,147,161
Net adjustment for revenue accruals	122,032
Net adjustment for expenditure accruals	(110,591)
Net adjustment for other sources/uses	261,184
Funds budgeted elsewhere	91,957
Adjustment for encumbrances	34,262
GAAP basis	<u>\$ 1,546,005</u>

**GIBSONBURG EXEMPTED VILLAGE SCHOOL DISTRICT
SANDUSKY COUNTY**

NOTES TO THE BASIC FINANCIAL STATEMENTS
FOR THE FISCAL YEAR ENDED JUNE 30, 2022
(Continued)

Certain funds that are legally budgeted in separate special revenue funds are considered part of the General fund on a GAAP basis. This includes the special trust fund, the uniform school supplies fund, the public school support fund, the self-insurance fund, and the termination benefits fund.

NOTE 15 - CONTINGENCIES

A. Grants

The District receives significant financial assistance from numerous federal, State and local agencies in the form of grants. The disbursement of funds received under these programs generally requires compliance with terms and conditions specified in the grant agreements and are subject to audit by the grantor agencies. Any disallowed claims resulting from such audits could become a liability of the District. However, in the opinion of management, any such disallowed claims will not have a material effect on the financial position of the District.

B. Litigation

The District is involved in no material litigation as either plaintiff or defendant.

C. Foundation Funding

Foundation funding is based on the annualized full-time equivalent (FTE) enrollment of each student. Traditional districts must comply with minimum hours of instruction, instead of a minimum number of school days each year. The funding formula the Ohio Department of Education (ODE) is legislatively required to follow will continue to adjust as enrollment information is updated by the District, which can extend past the fiscal year-end. As of the date of this report, ODE adjustments for fiscal year 2022 have been finalized and resulted in a receivable to the District totaling \$789, which is reported on the financial statements.

NOTE 16 - SET-ASIDES

The District is required by State law to annually set-aside certain General fund revenue amounts, as defined by statutory formula, for the acquisition and construction of capital improvements. Amounts not spent by the end of the fiscal year or offset by similarly restricted resources received during the year must be held in cash at fiscal year-end. This amount must be carried forward to be used for the same purpose in future years. Expenditures exceeding the set-aside requirement may not be carried forward to the next fiscal year.

The following cash-basis information describes the change in the fiscal year-end set-aside amount for capital improvements. Disclosure of this information is required by State statute.

	Capital <u>Improvements</u>
Set-aside balance June 30, 2022	\$ -
Current year set-aside requirement	145,043
Current year qualifying expenditures	(7,000)
Current year offsets	(146,807)
Prior year offset from bond proceeds	<u>-</u>
Total	<u>\$ (8,764)</u>
Balance carried forward to fiscal year 2023	<u><u>\$ -</u></u>

**GIBSONBURG EXEMPTED VILLAGE SCHOOL DISTRICT
SANDUSKY COUNTY**

NOTES TO THE BASIC FINANCIAL STATEMENTS
FOR THE FISCAL YEAR ENDED JUNE 30, 2022
(Continued)

Although the District had offsets and qualifying disbursements during the year that reduced the capital improvements set-aside amount to below zero, the excess of current year offsets and qualifying disbursements over the set-aside requirement may not be used to reduce the set-aside requirements of future years. This negative amount is therefore not presented as being carried forward to the next fiscal year.

During fiscal year 2001, the District issued \$5,780,399 in capital related school improvement bonds. These proceeds may be used to reduce capital acquisition to zero in future years. The District is responsible for tracking the amount of the bond proceeds that may be used as an offset in future periods, which was \$4,378,624 at June 30, 2022.

NOTE 17 - OTHER COMMITMENTS

The District utilizes encumbrance accounting as part of its budgetary controls. Encumbrances outstanding at year-end are reservations of fund balance for subsequent-year expenditures and may be reported as part of restricted, committed, or assigned classifications of fund balance. At year end, the District’s commitments for encumbrances in the governmental funds were as follows:

<u>Fund</u>	<u>Year-End Encumbrances</u>
General fund	\$ 20,268
Nonmajor governmental funds	<u>159,438</u>
Total	<u>\$ 179,706</u>

NOTE 18 - TAX ABATEMENTS ENTERED INTO BY OTHER GOVERNMENTS

Sandusky County provides tax abatements through Enterprise Zones (Ezone).

Ezone - Under the authority of ORC Sections 5709.62 and 5709.63, the Ezone program is an economic development tool administered by municipal and county governments that provides real and personal property tax exemptions to businesses making investments in Ohio. An Ezone is a designated area of land in which businesses can receive tax incentives in the form of tax exemptions on qualifying new investment. An Ezone's geographic area is identified by the local government involved in the creation of the zone. Once the zone is defined, the local legislative authority participating in the creation must petition the OSDA. The OSDA must then certify the area for it to become an active Enterprise Zone. The local legislative authority negotiates the terms of the Enterprise Zone Agreement (the Agreement) with the business, which may include tax sharing with the Board of Education. Legislation must then be passed to approve the Agreement. All Agreements must be finalized before the project begins and may contain provisions for the recoupment of taxes should the individual or entity fail to perform. The amount of the abatement is deducted from the business’s property tax bill.

The Ezone agreements entered into by Sandusky County affects the property tax receipts collected and distributed to the District. There was an Ezone agreement with Flood Properties, LLC., and another with Standard Wellness Company that affected the District. Under the agreements, the District property taxes were reduced by \$33,368 in fiscal year 2022.

NOTE 19 - COVID-19

The United States and the State of Ohio declared a state of emergency in March of 2020 due to the COVID-19 pandemic. Ohio’s state of emergency ended in June, 2021 while the national state of emergency continues. During fiscal year 2022, the District received COVID-19 funding. The financial impact of COVID-19 and the continuing emergency measures may impact subsequent periods of the District. The impact on the District’s future operating costs, revenues, and additional recovery from emergency funding, either federal or state, cannot be estimated.

**GIBSONBURG EXEMPTED VILLAGE SCHOOL DISTRICT
SANDUSKY COUNTY**

SCHEDULES OF REQUIRED SUPPLEMENTARY INFORMATION

SCHEDULE OF THE DISTRICT'S PROPORTIONATE SHARE OF
THE NET PENSION LIABILITY
SCHOOL EMPLOYEES RETIREMENT SYSTEM (SERS) OF OHIO

LAST NINE FISCAL YEARS

	<u>2022</u>	<u>2021</u>	<u>2020</u>	<u>2019</u>
District's proportion of the net pension liability	0.04193760%	0.03862760%	0.03708510%	0.03660040%
District's proportionate share of the net pension liability	\$ 1,547,376	\$ 2,554,911	\$ 2,218,867	\$ 2,096,173
District's covered payroll	\$ 1,509,221	\$ 1,358,029	\$ 1,278,378	\$ 1,213,644
District's proportionate share of the net pension liability as a percentage of its covered payroll	102.53%	188.13%	173.57%	172.72%
Plan fiduciary net position as a percentage of the total pension liability	82.86%	68.55%	70.85%	71.36%

Note: Information prior to 2014 was unavailable. Schedule is intended to show information for 10 years. Additional years will be displayed as they become available.

Amounts presented for each fiscal year were determined as of the District's measurement date which is the prior year-end.

SEE ACCOMPANYING NOTES TO THE REQUIRED SUPPLEMENTARY INFORMATION

2018	2017	2016	2015	2014
0.03750550%	0.03993490%	0.04024620%	0.03694000%	0.03694000%
\$ 2,240,871	\$ 2,922,866	\$ 2,296,487	\$ 1,869,512	\$ 2,196,703
\$ 1,221,029	\$ 1,265,914	\$ 1,211,624	\$ 1,073,405	\$ 1,041,113
183.52%	230.89%	189.54%	174.17%	211.00%
69.50%	62.98%	69.16%	71.70%	65.52%

**GIBSONBURG EXEMPTED VILLAGE SCHOOL DISTRICT
SANDUSKY COUNTY**

SCHEDULES OF REQUIRED SUPPLEMENTARY INFORMATION

SCHEDULE OF THE DISTRICT'S PROPORTIONATE SHARE OF
THE NET PENSION LIABILITY
STATE TEACHERS RETIREMENT SYSTEM (STRS) OF OHIO

LAST NINE FISCAL YEARS

	<u>2022</u>	<u>2021</u>	<u>2020</u>	<u>2019</u>
District's proportion of the net pension liability	0.03798492%	0.03805900%	0.03868626%	0.03869101%
District's proportionate share of the net pension liability	\$ 4,856,713	\$ 9,208,924	\$ 8,555,234	\$ 8,507,284
District's covered payroll	\$ 4,805,864	\$ 4,583,271	\$ 4,518,614	\$ 4,489,236
District's proportionate share of the net pension liability as a percentage of its covered payroll	101.06%	200.92%	189.33%	189.50%
Plan fiduciary net position as a percentage of the total pension liability	87.78%	75.48%	77.40%	77.31%

Note: Information prior to 2014 was unavailable. Schedule is intended to show information for 10 years. Additional years will be displayed as they become available.

Amounts presented for each fiscal year were determined as of the District's measurement date which is the prior year-end.

SEE ACCOMPANYING NOTES TO THE REQUIRED SUPPLEMENTARY INFORMATION

2018	2017	2016	2015	2014
0.03836520%	0.04348927%	0.04285386%	0.04578732%	0.04578732%
\$ 9,113,735	\$ 14,557,170	\$ 11,843,553	\$ 11,137,061	\$ 13,266,394
\$ 4,243,021	\$ 4,427,907	\$ 4,489,857	\$ 4,678,200	\$ 4,832,308
214.79%	328.76%	263.78%	238.06%	274.54%
75.30%	66.80%	72.10%	74.70%	69.30%

**GIBSONBURG EXEMPTED VILLAGE SCHOOL DISTRICT
SANDUSKY COUNTY**

SCHEDULES OF REQUIRED SUPPLEMENTARY INFORMATION

SCHEDULE OF DISTRICT PENSION CONTRIBUTIONS
SCHOOL EMPLOYEES RETIREMENT SYSTEM (SERS) OF OHIO

LAST TEN FISCAL YEARS

	<u>2022</u>	<u>2021</u>	<u>2020</u>	<u>2019</u>
Contractually required contribution	\$ 210,609	\$ 211,291	\$ 190,124	\$ 172,581
Contributions in relation to the contractually required contribution	<u>(210,609)</u>	<u>(211,291)</u>	<u>(190,124)</u>	<u>(172,581)</u>
Contribution deficiency (excess)	<u>\$ -</u>	<u>\$ -</u>	<u>\$ -</u>	<u>\$ -</u>
District's covered payroll	\$ 1,504,350	\$ 1,509,221	\$ 1,358,029	\$ 1,278,378
Contributions as a percentage of covered payroll	14.00%	14.00%	14.00%	13.50%

SEE ACCOMPANYING NOTES TO THE REQUIRED SUPPLEMENTARY INFORMATION

<u>2018</u>	<u>2017</u>	<u>2016</u>	<u>2015</u>	<u>2014</u>	<u>2013</u>
\$ 163,842	\$ 170,944	\$ 177,228	\$ 159,692	\$ 148,774	\$ 144,090
<u>(163,842)</u>	<u>(170,944)</u>	<u>(177,228)</u>	<u>(159,692)</u>	<u>(148,774)</u>	<u>(144,090)</u>
<u>\$ -</u>	<u>\$ -</u>	<u>\$ -</u>	<u>\$ -</u>	<u>\$ -</u>	<u>\$ -</u>
\$ 1,213,644	\$ 1,221,029	\$ 1,265,914	\$ 1,211,624	\$ 1,073,405	\$ 1,041,113
13.50%	14.00%	14.00%	13.18%	13.86%	13.84%

**GIBSONBURG EXEMPTED VILLAGE SCHOOL DISTRICT
SANDUSKY COUNTY**

SCHEDULES OF REQUIRED SUPPLEMENTARY INFORMATION

SCHEDULE OF DISTRICT PENSION CONTRIBUTIONS
STATE TEACHERS RETIREMENT SYSTEM (STRS) OF OHIO

LAST TEN FISCAL YEARS

	<u>2022</u>	<u>2021</u>	<u>2020</u>	<u>2019</u>
Contractually required contribution	\$ 717,983	\$ 672,821	\$ 641,658	\$ 632,606
Contributions in relation to the contractually required contribution	<u>(717,983)</u>	<u>(672,821)</u>	<u>(641,658)</u>	<u>(632,606)</u>
Contribution deficiency (excess)	<u>\$ -</u>	<u>\$ -</u>	<u>\$ -</u>	<u>\$ -</u>
District's covered payroll	\$ 5,128,450	\$ 4,805,864	\$ 4,583,271	\$ 4,518,614
Contributions as a percentage of covered payroll	14.00%	14.00%	14.00%	14.00%

SEE ACCOMPANYING NOTES TO THE REQUIRED SUPPLEMENTARY INFORMATION

<u>2018</u>	<u>2017</u>	<u>2016</u>	<u>2015</u>	<u>2014</u>	<u>2013</u>
\$ 628,493	\$ 594,023	\$ 619,907	\$ 628,580	\$ 608,166	\$ 628,200
<u>(628,493)</u>	<u>(594,023)</u>	<u>(619,907)</u>	<u>(628,580)</u>	<u>(608,166)</u>	<u>(628,200)</u>
<u>\$ -</u>	<u>\$ -</u>	<u>\$ -</u>	<u>\$ -</u>	<u>\$ -</u>	<u>\$ -</u>
\$ 4,489,236	\$ 4,243,021	\$ 4,427,907	\$ 4,489,857	\$ 4,678,200	\$ 4,832,308
14.00%	14.00%	14.00%	14.00%	13.00%	13.00%

**GIBSONBURG EXEMPTED VILLAGE SCHOOL DISTRICT
SANDUSKY COUNTY**

SCHEDULES OF REQUIRED SUPPLEMENTARY INFORMATION

SCHEDULE OF THE DISTRICT'S PROPORTIONATE SHARE OF
THE NET OPEB LIABILITY
SCHOOL EMPLOYEES RETIREMENT SYSTEM (SERS) OF OHIO

LAST SIX FISCAL YEARS

	<u>2022</u>	<u>2021</u>	<u>2020</u>	<u>2019</u>
District's proportion of the net OPEB liability	0.04331150%	0.04004760%	0.03794660%	0.03733030%
District's proportionate share of the net OPEB liability	\$ 819,706	\$ 870,365	\$ 954,277	\$ 1,035,643
District's covered payroll	\$ 1,509,221	\$ 1,358,029	\$ 1,278,378	\$ 1,213,644
District's proportionate share of the net OPEB liability as a percentage of its covered payroll	54.31%	64.09%	74.65%	85.33%
Plan fiduciary net position as a percentage of the total OPEB liability	24.08%	18.17%	15.57%	13.57%

Note: Information prior to 2017 was unavailable. Schedule is intended to show information for 10 years. Additional years will be displayed as they become available.

Amounts presented for each fiscal year were determined as of the District's measurement date which is the prior year-end.

SEE ACCOMPANYING NOTES TO THE REQUIRED SUPPLEMENTARY INFORMATION

<u>2018</u>	<u>2017</u>
0.03781580%	0.04020848%
\$ 1,014,877	\$ 1,146,090
\$ 1,221,029	\$ 1,265,914
83.12%	90.53%
12.46%	11.49%

**GIBSONBURG EXEMPTED VILLAGE SCHOOL DISTRICT
SANDUSKY COUNTY**

SCHEDULES OF REQUIRED SUPPLEMENTARY INFORMATION

SCHEDULE OF THE DISTRICT'S PROPORTIONATE SHARE OF
THE NET OPEB LIABILITY/ASSET
STATE TEACHERS RETIREMENT SYSTEM (STRS) OF OHIO

LAST SIX FISCAL YEARS

	<u>2022</u>	<u>2021</u>	<u>2020</u>	<u>2019</u>
District's proportion of the net OPEB liability/asset	0.03798492%	0.03805900%	0.03868626%	0.03869101%
District's proportionate share of the net OPEB liability/(asset)	\$ (800,881)	\$ (668,887)	\$ (640,737)	\$ (621,725)
District's covered payroll	\$ 4,805,864	\$ 4,583,271	\$ 4,518,614	\$ 4,489,236
District's proportionate share of the net OPEB liability/asset as a percentage of its covered payroll	16.66%	14.59%	14.18%	13.85%
Plan fiduciary net position as a percentage of the total OPEB liability/asset	174.73%	182.10%	174.70%	176.00%

Note: Information prior to 2017 was unavailable. Schedule is intended to show information for 10 years. Additional years will be displayed as they become available.

Amounts presented for each fiscal year were determined as of the District's measurement date which is the prior year-end.

SEE ACCOMPANYING NOTES TO THE REQUIRED SUPPLEMENTARY INFORMATION

	<u>2018</u>	<u>2017</u>
	0.03836520%	0.04348927%
\$	1,496,869	\$ 2,325,817
\$	4,243,021	\$ 4,421,479
	35.28%	52.60%
	47.10%	37.33%

**GIBSONBURG EXEMPTED VILLAGE SCHOOL DISTRICT
SANDUSKY COUNTY**

SCHEDULES OF REQUIRED SUPPLEMENTARY INFORMATION

SCHEDULE OF DISTRICT OPEB CONTRIBUTIONS
SCHOOL EMPLOYEES RETIREMENT SYSTEM (SERS) OF OHIO

LAST TEN FISCAL YEARS

	<u>2022</u>	<u>2021</u>	<u>2020</u>	<u>2019</u>
Contractually required contribution	\$ 28,182	\$ 28,140	\$ 25,556	\$ 29,280
Contributions in relation to the contractually required contribution	<u>(28,182)</u>	<u>(28,140)</u>	<u>(25,556)</u>	<u>(29,280)</u>
Contribution deficiency (excess)	<u>\$ -</u>	<u>\$ -</u>	<u>\$ -</u>	<u>\$ -</u>
District's covered payroll	\$ 1,504,350	\$ 1,509,221	\$ 1,358,029	\$ 1,278,378
Contributions as a percentage of covered payroll	1.87%	1.86%	1.88%	2.29%

SEE ACCOMPANYING NOTES TO THE REQUIRED SUPPLEMENTARY INFORMATION

<u>2018</u>	<u>2017</u>	<u>2016</u>	<u>2015</u>	<u>2014</u>	<u>2013</u>
\$ 27,333	\$ 19,484	\$ 19,226	\$ 27,773	\$ 19,299	\$ 18,279
<u>(27,333)</u>	<u>(19,484)</u>	<u>(19,226)</u>	<u>(27,773)</u>	<u>(19,299)</u>	<u>(18,279)</u>
<u>\$ -</u>	<u>\$ -</u>	<u>\$ -</u>	<u>\$ -</u>	<u>\$ -</u>	<u>\$ -</u>
\$ 1,213,644	\$ 1,221,029	\$ 1,265,914	\$ 1,211,624	\$ 1,073,405	\$ 1,041,113
2.25%	1.60%	1.52%	2.29%	1.80%	1.76%

**GIBSONBURG EXEMPTED VILLAGE SCHOOL DISTRICT
SANDUSKY COUNTY**

SCHEDULES OF REQUIRED SUPPLEMENTARY INFORMATION

SCHEDULE OF DISTRICT OPEB CONTRIBUTIONS
STATE TEACHERS RETIREMENT SYSTEM (STRS) OF OHIO

LAST TEN FISCAL YEARS

	<u>2022</u>	<u>2021</u>	<u>2020</u>	<u>2019</u>
Contractually required contribution	\$ -	\$ -	\$ -	\$ -
Contributions in relation to the contractually required contribution	<u>-</u>	<u>-</u>	<u>-</u>	<u>-</u>
Contribution deficiency (excess)	<u>\$ -</u>	<u>\$ -</u>	<u>\$ -</u>	<u>\$ -</u>
District's covered payroll	\$ 5,128,450	\$ 4,805,864	\$ 4,583,271	\$ 4,518,614
Contributions as a percentage of covered payroll	0.00%	0.00%	0.00%	0.00%

SEE ACCOMPANYING NOTES TO THE REQUIRED SUPPLEMENTARY INFORMATION

<u>2018</u>	<u>2017</u>	<u>2016</u>	<u>2015</u>	<u>2014</u>	<u>2013</u>
\$ -	\$ -	\$ -	\$ -	\$ 47,697	\$ 48,323
-	-	-	-	(47,697)	(48,323)
<u>\$ -</u>	<u>\$ -</u>	<u>\$ -</u>	<u>\$ -</u>	<u>\$ -</u>	<u>\$ -</u>
\$ 4,489,236	\$ 4,243,021	\$ 4,427,907	\$ 4,489,857	\$ 4,678,200	\$ 4,832,308
0.00%	0.00%	0.00%	1.02%	1.00%	1.00%

**GIBSONBURG EXEMPTED VILLAGE SCHOOL DISTRICT
SANDUSKY COUNTY**

NOTES TO THE REQUIRED SUPPLEMENTARY INFORMATION
FOR THE FISCAL YEAR ENDED JUNE 30, 2022

PENSION

SCHOOL EMPLOYEES RETIREMENT SYSTEM (SERS) OF OHIO

Changes in benefit terms :

- There were no changes in benefit terms from the amounts reported for fiscal years 2014-2017.
- For fiscal year 2018, SERS changed from a fixed 3% annual increase to a Cost of Living Adjustment (COLA) based on the changes in the Consumer Price Index (CPI-W), with a cap of 2.5% and a floor of 0%.
- There were no changes in benefit terms from the amounts previously reported for fiscal year 2019.
- There were no changes in benefit terms from the amounts previously reported for fiscal year 2020.
- There were no changes in benefit terms from the amounts previously reported for fiscal year 2021.
- For fiscal year 2022, SERS changed from a Cost of Living Adjustment (COLA) of 2.5% to 2.0%.

Changes in assumptions :

- There were no changes in methods and assumptions used in the calculation of actuarial determined contributions for fiscal years 2014-2016.
- For fiscal year 2017, the following changes of assumptions affected the total pension liability since the prior measurement date: (a) the assumed rate of inflation was reduced from 3.25% to 3.00%, (b) payroll growth assumption was reduced from 4.00% to 3.50%, (c) assumed real wage growth was reduced from 0.75% to 0.50%, (d) rates of withdrawal, retirement and disability were updated to reflect recent experience, (e) mortality among active members was updated to RP-2014 Blue Collar Mortality Table with fully generational projection and a five year age set-back for both males and females, (f) mortality among service retired members and beneficiaries was updated to the following RP-2014 Blue Collar Mortality Table with fully generational projection with Scale BB, 120% of male rates and 110% of female rates, (g) mortality among disabled members was updated to RP-2000 Disabled Mortality Table, 90% for male rates and 100% for female rates, set back five years is used for the period after disability retirement and (h) the discount rate was reduced from 7.75% to 7.50%.
- There were no changes in methods and assumptions used in the calculation of actuarial determined contributions for fiscal year 2018.
- There were no changes in methods and assumptions used in the calculation of actuarial determined contributions for fiscal year 2019.
- There were no changes in methods and assumptions used in the calculation of actuarial determined contributions for fiscal year 2020.
- There were no changes in methods and assumptions used in the calculation of actuarial determined contributions for fiscal year 2021.
- For fiscal year 2022, the following changes of assumptions affected the total pension liability since the prior measurement date: (a) wage inflation decreased from 3.00% to 2.40%, (b) future salary increases changed from 3.50%-18.20% to 3.25%-13.58%, (c) investment rate of return decreased from 7.50% to 7.00%, (d) discount rate decreased from 7.50% to 7.00% and (e) mortality tables changed from the RP-2014 Blue Collar mortality table to the PUB-2010 General Employee Amount Weight Below Median Healthy Retiree mortality table.

STATE TEACHERS RETIREMENT SYSTEM (STRS) OF OHIO

Changes in benefit terms :

- There were no changes in benefit terms from the amounts reported for fiscal years 2014-2017.
- For fiscal year 2018, STRS decreased the Cost of Living Adjustment (COLA) to zero.
- There were no changes in benefit terms from amounts previously reported for fiscal year 2019.
- There were no changes in benefit terms from amounts previously reported for fiscal year 2020.
- There were no changes in benefit terms from amounts previously reported for fiscal year 2021.
- There were no changes in benefit terms from amounts previously reported for fiscal year 2022.

(Continued)

**GIBSONBURG EXEMPTED VILLAGE SCHOOL DISTRICT
SANDUSKY COUNTY**

NOTES TO THE REQUIRED SUPPLEMENTARY INFORMATION (CONTINUED)
FOR THE FISCAL YEAR ENDED JUNE 30, 2022

PENSION (CONTINUED)

Changes in assumptions :

- There were no changes in methods and assumptions used in the calculation of actuarial determined contributions for fiscal years 2014-2017.
- For fiscal year 2018, the following changes of assumption affected the total pension liability since the prior measurement date: (a) the long-term expected rate of return was reduced from 7.75% to 7.45%, (b) the inflation assumption was lowered from 2.75% to 2.50%, (c) the payroll growth assumption was lowered to 3.00%, (d) total salary increases rate was lowered by decreasing the merit component of the individual salary increases, in addition to a decrease of 0.25% due to lower inflation, (e) the healthy and disabled mortality assumptions were updated to the RP-2014 mortality tables with generational improvement scale MP-2016 and (f) rates of retirement, termination and disability were modified to better reflect anticipated future experience.
-
- There were no changes in methods and assumptions used in the calculation of actuarial determined contributions for fiscal year 2019.
-
- There were no changes in methods and assumptions used in the calculation of actuarial determined contributions for fiscal year 2020.
-
- There were no changes in methods and assumptions used in the calculation of actuarial determined contributions for fiscal year 2021.
- For fiscal year 2022, the following changes of assumption affected the total pension liability since the prior measurement date: (a) the long-term expected rate of return was reduced from 7.45% to 7.00% and (b) the discount rate of return was reduced from 7.45% to 7.00%.

OTHER POSTEMPLOYMENT BENEFITS (OPEB)

SCHOOL EMPLOYEES RETIREMENT SYSTEM (SERS) OF OHIO

Changes in benefit terms :

- There were no changes in benefit terms from the amounts reported for fiscal years 2014-2022.

Changes in assumptions :

-
- There were no changes in methods and assumptions used in the calculation of actuarial determined contributions for fiscal year 2017.
- For fiscal year 2018, the following changes of assumptions affected the total OPEB liability since the prior measurement date: (a) assumed rate of inflation was reduced from 3.25% to 3.00%, (b) payroll growth assumption was reduced from 4.00% to 3.50%, (c) assumed real wage growth was reduced from 0.75% to 0.50%, (d) rates of withdrawal, retirement, and disability were updated to reflect recent experience, (e) mortality among active members was updated to the following: RP-2014 Blue Collar Mortality Table with fully generational projection and a five-year age set-back for both males and females, (f) mortality among service retired members and beneficiaries was updated to the following: RP-2014 Blue Collar Mortality Table with fully generational projection with Scale BB, 120% of male rates, and 110% of female rates, (g) mortality among disabled members was updated to the following: RP-2000 Disabled Mortality Table, 90% for male rates and 100% for female rates, set back five years is used for the period after disability retirement, (h) the municipal bond index rate increased from 2.92% to 3.56% and (i) the single equivalent interest rate, net of plan investment expense, including price inflation increased from 2.98% to 3.63%.
- For fiscal year 2019, the following changes of assumptions affected the total OPEB liability since the prior measurement date: (a) the discount rate increased from 3.63% to 3.70%, (b) the health care cost trend rates for Medicare were changed from a range of 5.50%-5.00% to a range of 5.375%-4.75% and Pre-Medicare were changed from a range of 7.50%-5.00% to a range of 7.25%-4.75%, (c) the municipal bond index rate increased from 3.56% to 3.62% and (d) the single equivalent interest rate, net of plan investment expense, including price inflation increased from 3.63% to 3.70%.
- For fiscal year 2020, the following changes of assumptions affected the total OPEB liability since the prior measurement date: (a) the discount rate decreased from 3.70% to 3.22%, (b) the health care cost trend rates for Medicare were changed from a range of 5.375%-4.75% to a range of 5.25%-4.75% and Pre-Medicare were changed from a range of 7.25%-4.75% to a range of 7.00%-4.75%, (c) the municipal bond index rate decreased from 3.62% to 3.13% and (d) the single equivalent interest rate, net of plan investment expense, including price inflation decreased from 3.70% to 3.22%.
- For fiscal year 2021, the following changes of assumptions affected the total OPEB liability since the prior measurement date: (a) the discount rate decreased from 3.22% to 2.63% and (b) the municipal bond index rate decreased from 3.13% to 2.45%.
- For fiscal year 2022, the following changes of assumptions affected the total pension liability since the prior measurement date: (a) wage inflation decreased from 3.00% to 2.40%, (b) future salary increases changed from 3.50%-18.20% to 3.25%-13.58%, (c) investment rate of return decreased from 7.50% to 7.00%, (d) discount rate decreased from 7.50% to 7.00% and (e) mortality tables changed from the RP-2014 Blue Collar mortality table to the PUB-2010 General Employee Amount Weight Below Median Healthy Retiree mortality table.

(Continued)

**GIBSONBURG EXEMPTED VILLAGE SCHOOL DISTRICT
SANDUSKY COUNTY**

NOTES TO THE REQUIRED SUPPLEMENTARY INFORMATION (CONTINUED)
FOR THE FISCAL YEAR ENDED JUNE 30, 2022

OTHER POSTEMPLOYMENT BENEFITS (OPEB) (CONTINUED)

STATE TEACHERS RETIREMENT SYSTEM (STRS) OF OHIO

Changes in benefit terms :

- There were no changes in benefit terms from the amounts previously reported for fiscal year 2017.
- For fiscal year 2018, STRS reduced the subsidy multiplier for non-Medicare benefit recipients from 2.1% to 1.9% per year of service. Medicare Part B premium reimbursements were discontinued for certain survivors and beneficiaries and all remaining Medicare Part B premium reimbursements will be discontinued beginning January 2019.
- For fiscal year 2019, STRS increased the subsidy multiplier for non-Medicare benefit recipients from 1.9% to 1.944% per year of service effective January 1, 2019. The non-Medicare frozen subsidy base premium was increased January 1, 2019 and all remaining Medicare Part B premium reimbursements will be discontinued beginning January 1, 2020.
- For fiscal year 2020, STRS increased the subsidy percentage from 1.944% to 1.984% effective January 1, 2020. The Medicare subsidy percentages were adjusted effective January 1, 2021 to 2.1% for the Medicare plan. The Medicare Part B monthly reimbursement elimination date was postponed to January 1, 2021.
- For fiscal year 2021, the non-Medicare subsidy percentage was increased effective January 1, 2021 from 1.984% to 2.055% per year of service. The non-Medicare frozen subsidy base premium was increased effective January 1, 2021. The Medicare subsidy percentages were adjusted effective January 1, 2021 to 2.1% for the AMA Medicare plan. The Medicare Part B monthly reimbursement elimination date was postponed indefinitely.
- For fiscal year 2022, the non-Medicare subsidy percentage was increased effective January 1, 2022 from 2.055% to 2.100%. The non-Medicare frozen subsidy base premium was increased effective January 1, 2022. The Medicare Part D subsidy was updated to reflect it is expected to be negative in CY2022. The Part B monthly reimbursement elimination date was postponed indefinitely.

Changes in assumptions :

- There were no changes in methods and assumptions used in the calculation of actuarial determined contributions for fiscal year 2017.
- For fiscal year 2018, the following changes of assumptions affected the total OPEB liability since the prior measurement date: (a) the discount rate was increased from 3.26% to 4.13% based on the methodology defined under GASB Statement No. 74, Financial Reporting for Postemployment Benefit Plans Other Than Pension Plans (OPEB), (b) the long term expected rate of return was reduced from 7.75% to 7.45%, (c) valuation year per capita health care costs were updated, and the salary scale was modified, (d) the percentage of future retirees electing each option was updated based on current data and the percentage of future disabled retirees and terminated vested participants electing health coverage were decreased and (e) the assumed mortality, disability, retirement, withdrawal and future health care cost trend rates were modified along with the portion of rebated prescription drug costs.
- For fiscal year 2019, the following changes of assumptions affected the total OPEB liability/asset since the prior measurement date: (a) the discount rate was increased from the blended rate of 4.13% to the long-term expected rate of return of 7.45% based on the methodology defined under GASB Statement No. 74, Financial Reporting for Postemployment Benefit Plans Other Than Pension Plans (OPEB) and (b) decrease in health care cost trend rates from 6.00%-11.00% initial; 4.50% ultimate down to Medical Pre-Medicare 6.00% and Medicare 5.00% initial; 4.00% ultimate and Prescription Drug Pre-Medicare 8.00% and Medicare (5.23%) initial; 4.00% ultimate.
- For fiscal year 2020, health care cost trend rates were changed to the following: medical pre-Medicare from 6.00% initial - 4.00% ultimate down to 5.87% initial - 4.00% ultimate; medical Medicare from 5.00% initial - 4.00% ultimate down to 4.93% initial - 4.00% ultimate; prescription drug pre-Medicare from 8.00% initial - 4.00% ultimate down to 7.73% initial - 4.00% ultimate and (5.23%) initial - 4.00% ultimate up to 9.62% initial - 4.00% ultimate.
- For fiscal year 2021, health care cost trend rates were changed to the following: medical pre-Medicare from 5.87% initial - 4.00% ultimate down to 5.00% initial - 4.00% ultimate; medical Medicare from 4.93% initial - 4.00% ultimate down to -6.69% initial - 4.00% ultimate; prescription drug pre-Medicare from 7.73% initial - 4.00% ultimate down to 6.50% initial - 4.00% ultimate; prescription drug Medicare from 9.62% initial - 4.00% ultimate up to 11.87% initial - 4.00% ultimate.
- For fiscal year 2022, the following changes of assumption affected the total OPEB liability since the prior measurement date: (a) the long-term expected rate of return was reduced from 7.45% to 7.00%, (b) the discount rate of return was reduced from 7.45% to 7.00% and (c) health care cost trend rates were changed to the following: medical Medicare from -6.69% initial - 4.00% ultimate down to -16.18% initial - 4.00% ultimate; prescription drug Medicare from 11.87% initial - 4.00% ultimate up to 29.98% initial - 4.00% ultimate.

**GIBSONBURG EXEMPTED VILLAGE SCHOOL DISTRICT
SANDUSKY COUNTY**

**SCHEDULE OF EXPENDITURES OF FEDERAL AWARDS
FOR THE FISCAL YEAR ENDED JUNE 30, 2022**

FEDERAL GRANTOR <i>Pass Through Grantor</i> Program / Cluster Title	Federal AL Number	Total Federal Expenditures
UNITED STATES DEPARTMENT OF AGRICULTURE		
<i>Passed Through Ohio Department of Education</i>		
Child Nutrition Cluster:		
School Breakfast Program		
Cash Assistance	10.553	\$ 139,071
National School Lunch Program		
Non-Cash Assistance (Food Distribution)	10.555	29,288
Cash Assistance	10.555	253,016
COVID-19 Cash Assistance	10.555	23,712
Total National School Lunch Program		<u>306,016</u>
Total Child Nutrition Cluster		<u>445,087</u>
Total U.S. Department of Agriculture		<u>445,087</u>
UNITED STATES DEPARTMENT OF EDUCATION		
<i>Passed Through Ohio Department of Education</i>		
Title I Grants To Local Educational Agencies	84.010	107,319
Special Education Cluster (IDEA)		
Special Education Grants to States	84.027	175,489
Special Education Preschool Grants	84.173	1,999
Total Special Education Cluster (IDEA)		<u>177,488</u>
Supporting Effective Instruction State Grants	84.367	17,443
Student Support and Academic Enrichment Program	84.424	10,000
Education Stabilization Fund:		
COVID-19 Elementary and Secondary School Emergency Relief Fund (ESSER II)	84.425D	60,083
COVID-19 American Rescue Plan Elementary and Secondary School Emergency Relief Fund (ARP ESSER)	84.425U	533,711
Total Education Stabilization Fund		<u>593,794</u>
Total U.S. Department of Education		<u>906,044</u>
Total Expenditures of Federal Awards		<u>\$ 1,351,131</u>

The accompanying notes are an integral part of this schedule.

**GIBSONBURG EXEMPTED VILLAGE SCHOOL DISTRICT
SANDUSKY COUNTY**

**NOTES TO THE SCHEDULE OF EXPENDITURES OF FEDERAL AWARDS
2 CFR 200.510(b)(6)
FOR THE FISCAL YEAR ENDED JUNE 30, 2022**

NOTE A – BASIS OF PRESENTATION

The accompanying Schedule of Expenditures of Federal Awards (the Schedule) includes the federal award activity of Gibsonburg Exempted Village School District, Sandusky County, Ohio (the District) under programs of the federal government for the year ended June 30, 2022. The information on this Schedule is prepared in accordance with the requirements of Title 2 U.S. *Code of Federal Regulations* Part 200, *Uniform Administrative Requirements, Cost Principles, and Audit Requirements for Federal Awards* (Uniform Guidance). Because the Schedule presents only a selected portion of the operations of the District, it is not intended to and does not present the financial position, or changes in net position of the District.

NOTE B – SUMMARY OF SIGNIFICANT ACCOUNTING POLICIES

Expenditures reported on the Schedule are reported on the cash basis of accounting. Such expenditures are recognized following the cost principles contained in Uniform Guidance wherein certain types of expenditures may or may not be allowable or may be limited as to reimbursement.

NOTE C – INDIRECT COST RATE

The District has elected not to use the 10-percent de minimis indirect cost rate as allowed under the Uniform Guidance.

NOTE D – CHILD NUTRITION CLUSTER

The District commingles cash receipts from the U.S. Department of Agriculture with similar State grants. When reporting expenditures on this Schedule, the District assumes it expends federal monies first.

NOTE E – FOOD DONATION PROGRAM

The District reports commodities consumed on the Schedule at the fair value. The District allocated donated food commodities to the respective program that benefitted from the use of those donated food commodities.

NOTE F – TRANSFERS BETWEEN PROGRAM YEARS

Federal regulations require schools to obligate certain federal awards by June 30. However, with the Ohio Department of Education’s consent, schools can transfer unobligated amounts to the subsequent fiscal year’s program. The District transferred the following amounts from 2022 to 2023 programs:

<u>Program Title</u>	<u>AL Number</u>	<u>Amount Transferred</u>
Child Nutrition Cluster	10.555/10.553	\$ 211,635
COVID-19 Pandemic EBT Administrative Costs	10.649	614
COVID-19 American Rescue Plan Elementary and Secondary School Emergency Relief Fund	84.425U	311,293
COVID-19 American Rescue Plan Homeless Round II	84.425W	10,452
COVID-19 American Rescue Plan Special Education Grants to States	84.027X	38,598

OHIO AUDITOR OF STATE KEITH FABER



88 East Broad Street
Columbus, Ohio 43215
ContactUs@ohioauditor.gov
(800) 282-0370

INDEPENDENT AUDITOR'S REPORT ON INTERNAL CONTROL OVER FINANCIAL REPORTING AND ON COMPLIANCE AND OTHER MATTERS REQUIRED BY GOVERNMENT AUDITING STANDARDS

Gibsonburg Exempted Village School District
Sandusky County
301 South Sunset Avenue
Gibsonburg, Ohio 43431-1290

To the Board of Education:

We have audited, in accordance with the auditing standards generally accepted in the United States of America and the standards applicable to financial audits contained in *Government Auditing Standards* issued by the Comptroller General of the United States (*Government Auditing Standards*), the financial statements of the governmental activities, the major fund, and the aggregate remaining fund information of Gibsonburg Exempted Village School District, Sandusky County, Ohio (the District) as of and for the year ended June 30, 2022, and the related notes to the financial statements, which collectively comprise the District's basic financial statements and have issued our report thereon dated March 14, 2023, wherein we noted the financial impact of COVID-19 and the continuing emergency measures which may impact subsequent periods of the District.

Report on Internal Control Over Financial Reporting

In planning and performing our audit of the financial statements, we considered the District's internal control over financial reporting (internal control) as a basis for designing audit procedures that are appropriate in the circumstances for the purpose of expressing our opinions on the financial statements, but not for the purpose of expressing an opinion on the effectiveness of the District's internal control. Accordingly, we do not express an opinion on the effectiveness of the District's internal control.

A *deficiency in internal control* exists when the design or operation of a control does not allow management or employees, in the normal course of performing their assigned functions, to prevent, or detect and correct misstatements on a timely basis. A *material weakness* is a deficiency, or a combination of deficiencies, in internal control, such that there is a reasonable possibility that a material misstatement of the District's financial statements will not be prevented, or detected and corrected, on a timely basis. A *significant deficiency* is a deficiency, or a combination of deficiencies, in internal control that is less severe than a material weakness, yet important enough to merit attention by those charged with governance.

Our consideration of internal control was for the limited purpose described in the first paragraph of this section and was not designed to identify all deficiencies in internal control that might be material weaknesses or significant deficiencies and therefore, material weaknesses or significant deficiencies may exist that were not identified. We identified a certain deficiency in internal control, described in the accompanying schedule of findings as item 2022-001 that we consider to be a material weakness.

Report on Compliance and Other Matters

As part of obtaining reasonable assurance about whether the District's financial statements are free from material misstatement, we performed tests of its compliance with certain provisions of laws, regulations, contracts, and grant agreements, noncompliance with which could have a direct and material effect on the financial statements. However, providing an opinion on compliance with those provisions was not an objective of our audit and accordingly, we do not express such an opinion. The results of our tests disclosed no instances of noncompliance or other matters that are required to be reported under *Government Auditing Standards*.

District's Response to Finding

Government Auditing Standards requires the auditor to perform limited procedures on the District's response to the finding identified in our audit and described in the accompanying schedule of findings and corrective action plan. The District's response was not subjected to the other auditing procedures applied in the audit of the financial statements and, accordingly, we express no opinion on the response.

Purpose of This Report

The purpose of this report is solely to describe the scope of our testing of internal control and compliance and the results of that testing, and not to provide an opinion on the effectiveness of the District's internal control or on compliance. This report is an integral part of an audit performed in accordance with *Government Auditing Standards* in considering the District's internal control and compliance. Accordingly, this communication is not suitable for any other purpose.



Keith Faber
Auditor of State
Columbus, Ohio

March 14, 2023

OHIO AUDITOR OF STATE KEITH FABER



88 East Broad Street
Columbus, Ohio 43215
ContactUs@ohioauditor.gov
(800) 282-0370

INDEPENDENT AUDITOR'S REPORT ON COMPLIANCE WITH REQUIREMENTS APPLICABLE TO THE MAJOR FEDERAL PROGRAM AND ON INTERNAL CONTROL OVER COMPLIANCE REQUIRED BY THE UNIFORM GUIDANCE

Gibsonburg Exempted Village School District
Sandusky County
301 South Sunset Avenue
Gibsonburg, Ohio 43431-1290

To the Board of Education:

Report on Compliance for the Major Federal Program

Opinion on the Major Federal Program

We have audited Gibsonburg Exempted Village School District, Sandusky County, Ohio's (the District) compliance with the types of compliance requirements identified as subject to audit in the U.S. Office of Management and Budget (OMB) *Compliance Supplement* that could have a direct and material effect on Gibsonburg Exempted Village School District's major federal program for the year ended June 30, 2022. Gibsonburg Exempted Village School District's major federal program is identified in the *Summary of Auditor's Results* section of the accompanying schedule of findings.

In our opinion, Gibsonburg Exempted Village School District complied, in all material respects, with the compliance requirements referred to above that could have a direct and material effect on its major federal program for the year ended June 30, 2022.

Basis for Opinion on the Major Federal Program

We conducted our audit of compliance in accordance with auditing standards generally accepted in the United States of America (GAAS); the standards applicable to financial audits contained in *Government Auditing Standards* issued by the Comptroller General of the United States (*Government Auditing Standards*); and the audit requirements of Title 2 U.S. *Code of Federal Regulations* Part 200, *Uniform Administrative Requirements, Cost Principles, and Audit Requirements for Federal Awards* (Uniform Guidance). Our responsibilities under those standards and the Uniform Guidance are further described in the *Auditor's Responsibilities for the Audit of Compliance* section of our report.

We are required to be independent of the District and to meet our other ethical responsibilities, in accordance with relevant ethical requirements relating to our audit. We believe that the audit evidence we have obtained is sufficient and appropriate to provide a basis for our opinion on compliance for the major federal program. Our audit does not provide a legal determination of the District's compliance with the compliance requirements referred to above.

Responsibilities of Management for Compliance

The District's management is responsible for compliance with the requirements referred to above and for the design, implementation, and maintenance of effective internal control over compliance with the requirements of laws, statutes, regulations, rules, and provisions of contracts or grant agreements applicable to the District's federal program.

Auditor's Responsibilities for the Audit of Compliance

Our objectives are to obtain reasonable assurance about whether material noncompliance with the compliance requirements referred to above occurred, whether due to fraud or error, and express an opinion on the District's compliance based on our audit. Reasonable assurance is a high level of assurance but is not absolute assurance and therefore is not a guarantee that an audit conducted in accordance with GAAS, *Government Auditing Standards*, and the Uniform Guidance will always detect material noncompliance when it exists. The risk of not detecting material noncompliance resulting from fraud is higher than for that resulting from error, as fraud may involve collusion, forgery, intentional omissions, misrepresentations, or the override of internal control. Noncompliance with the compliance requirements referred to above is considered material, if there is a substantial likelihood that, individually or in the aggregate, it would influence the judgment made by a reasonable user of the report on compliance about the District's compliance with the requirements of the major federal program as a whole.

In performing an audit in accordance with GAAS, *Government Auditing Standards*, and the Uniform Guidance, we:

- exercise professional judgment and maintain professional skepticism throughout the audit.
- identify and assess the risks of material noncompliance, whether due to fraud or error, and design and perform audit procedures responsive to those risks. Such procedures include examining, on a test basis, evidence regarding the District's compliance with the compliance requirements referred to above and performing such other procedures as we considered necessary in the circumstances.
- obtain an understanding of the District's internal control over compliance relevant to the audit in order to design audit procedures that are appropriate in the circumstances and to test and report on internal control over compliance in accordance with the Uniform Guidance, but not for the purpose of expressing an opinion on the effectiveness of the District's internal control over compliance. Accordingly, no such opinion is expressed.

We are required to communicate with those charged with governance regarding, among other matters, the planned scope and timing of the audit and any significant deficiencies and material weaknesses in internal control over compliance that we identified during the audit.

Report on Internal Control Over Compliance

A deficiency in internal control over compliance exists when the design or operation of a control over compliance does not allow management or employees, in the normal course of performing their assigned functions, to prevent, or detect and correct, noncompliance with a type of compliance requirement of a federal program on a timely basis. *A material weakness in internal control over compliance* is a deficiency, or combination of deficiencies, in internal control over compliance, such that there is a reasonable possibility that material noncompliance with a type of compliance requirement of a federal program will not be prevented, or detected and corrected, on a timely basis. *A significant deficiency in internal control over compliance* is a deficiency, or a combination of deficiencies, in internal control over compliance with a type of compliance requirement of a federal program that is less severe than a material weakness in internal control over compliance, yet important enough to merit attention by those charged with governance.

Our consideration of internal control over compliance was for the limited purpose described in the *Auditor's Responsibilities for the Audit of Compliance* section above and was not designed to identify all deficiencies in internal control over compliance that might be material weaknesses or significant deficiencies in internal control over compliance. Given these limitations, during our audit we did not identify any deficiencies in internal control over compliance that we consider to be material weaknesses, as defined above. However, material weaknesses or significant deficiencies in internal control over compliance may exist that were not identified.

Our audit was not designed for the purpose of expressing an opinion on the effectiveness of internal control over compliance. Accordingly, no such opinion is expressed.

The purpose of this report on internal control over compliance is solely to describe the scope of our testing of internal control over compliance and the results of this testing based on the requirements of the Uniform Guidance. Accordingly, this report is not suitable for any other purpose.



Keith Faber
Auditor of State
Columbus, Ohio

March 14, 2023

This page intentionally left blank.

**GIBSONBURG EXEMPTED VILLAGE SCHOOL DISTRICT
SANDUSKY COUNTY**

**SCHEDULE OF FINDINGS
2 CFR § 200.515
JUNE 30, 2022**

1. SUMMARY OF AUDITOR'S RESULTS
--

(d)(1)(i)	Type of Financial Statement Opinion	Unmodified
(d)(1)(ii)	Were there any material weaknesses in internal control reported at the financial statement level (GAGAS)?	Yes
(d)(1)(ii)	Were there any significant deficiencies in internal control reported at the financial statement level (GAGAS)?	No
(d)(1)(iii)	Was there any reported material noncompliance at the financial statement level (GAGAS)?	No
(d)(1)(iv)	Were there any material weaknesses in internal control reported for major federal programs?	No
(d)(1)(iv)	Were there any significant deficiencies in internal control reported for major federal programs?	No
(d)(1)(v)	Type of Major Programs' Compliance Opinion	Unmodified
(d)(1)(vi)	Are there any reportable findings under 2 CFR § 200.516(a)?	No
(d)(1)(vii)	Major Programs (list):	Education Stabilization Fund – AL #84.425
(d)(1)(viii)	Dollar Threshold: Type A/B Programs	Type A: > \$ 750,000 Type B: all others
(d)(1)(ix)	Low Risk Auditee under 2 CFR § 200.520?	No

**2. FINDINGS RELATED TO THE FINANCIAL STATEMENTS
REQUIRED TO BE REPORTED IN ACCORDANCE WITH GAGAS**

FINDING NUMBER 2022-001

Material Weakness

Financial Reporting

In our audit engagement letter, as required by AU-C Section 210, *Terms of Engagement*, paragraph .06, management acknowledged its responsibility for the preparation and fair presentation of their financial statements; this responsibility includes designing, implementing and maintaining internal control relevant to preparing and fairly presenting financial statements free from material misstatement, whether due to fraud or error as discussed in AU-C Section 210 paragraphs .A14 & .A16. Governmental Accounting Standards Board (GASB) Cod. 1100 paragraph .101 states a governmental accounting system must make it possible both: (a) to present fairly and with full disclosure the funds and activities of the governmental unit in conformity with generally accepted accounting principles, and (b) to determine and demonstrate compliance with finance-related legal and contractual provisions.

The following errors were noted in the financial statements:

- Food service fund, a nonmajor governmental fund, intergovernmental revenues were understated and charges for services were overstated in the amount of \$221,620 on the Statement of Revenues, Expenditures and Changes in Fund Balances. Additionally, program revenues Operating Grants and Contributions were understated and Charges for Services and Sales were overstated by the same amount on the Statement of Activities.
- Full-year temporary appropriations were not used for original budgeted expenditure amounts on the Statement of Revenues, Expenditures and Changes in Fund Balance – Budget and Actual (Non-GAAP Budgetary Basis) – General Fund, creating a variance in the amount of \$900,012.

These errors were the result of inadequate policies and procedures in reviewing the financial statements. The failure to prepare complete and accurate financial statements could lead to the financial statement user making misinformed decisions about the District's financial position.

The accompanying financial statements have been adjusted to reflect these errors. In addition to the errors noted above, we also identified additional immaterial misstatements ranging from \$7,807 to \$128,857 that we have brought to the District's attention.

To help ensure the District's financial statements and notes to the financial statements are complete and accurate, the District should adopt policies and procedures, including a final review of the financial statements and notes to the financial statements by the District, to help identify and correct errors and omissions.

Officials' Response:

See Corrective Action Plan.

3. FINDINGS FOR FEDERAL AWARDS

None

Gibsonburg Exempted Village School District

301 South Sunset Avenue

Gibsonburg, Ohio 43431

Dr. Robert Falkenstein
Superintendent

Phone: 419-637-2479



Anne M. Arnold
Treasurer

Fax: 419-637-3029

SUMMARY SCHEDULE OF PRIOR AUDIT FINDINGS 2 CFR 200.511(b) JUNE 30, 2022

Finding Number	Finding Summary	Status	Additional Information
2021-001	Material weakness due to errors in financial reporting. Finding was first reported during the audit of the 2020 financial statements.	Not corrected and repeated in this report as Finding 2022-001.	These errors were the result of inadequate policies and procedures in reviewing the financial statements prior to the filing the District's annual report. The Treasurer will ensure these are accounted for correctly in the future.

Gibsonburg Exempted Village School District

301 South Sunset Avenue

Gibsonburg, Ohio 43431

Dr. Robert Falkenstein
Superintendent

Phone: 419-637-2479



Anne M. Arnold
Treasurer

Fax: 419-637-3029

CORRECTIVE ACTION PLAN 2 CFR § 200.511(c) JUNE 30, 2022

Finding Number: 2022-001

Planned Corrective Action: The District has reviewed and investigated finding 2022-001. The District utilizes an independent CPA firm to prepare annual financial statements. The finding was discussed with the independent CPA firm. The investigation concludes the errors noted in finding 2022-001 are valid. The District Finance/Audit Committee will develop and improve procedures to ensure financial statements are accurate.

Anticipated Completion Date: June 30, 2023

Responsible Contact Person: Anne Arnold, Treasurer

OHIO AUDITOR OF STATE KEITH FABER



GIBSONBURG EXEMPTED VILLAGE SCHOOL DISTRICT

SANDUSKY COUNTY

AUDITOR OF STATE OF OHIO CERTIFICATION

This is a true and correct copy of the report, which is required to be filed pursuant to Section 117.26, Revised Code, and which is filed in the Office of the Ohio Auditor of State in Columbus, Ohio.



Certified for Release 3/28/2023

88 East Broad Street, Columbus, Ohio 43215
Phone: 614-466-4514 or 800-282-0370

This report is a matter of public record and is available online at
www.ohioauditor.gov